

Grade K ELA Tic Tac Board

Week One



Listen to a favorite story. Fold a piece of paper into thirds. Draw a picture to show what happened in the beginning, middle, and end of the story.



Practice writing letters of the alphabet, your first and last name, words that you see in your environment, or your "snap words." (See list below)

Try rainbow writing by tracing over the letters or words with three different colors.



Match pictures to the correct beginning or ending sound.



Write your own how-to story and share it with someone. Use the words first, next, then, finally.



Free Choice



Use sidewalk chalk to practice drawing and labeling ideas. Listen for the beginning, middle, and ending sounds. Remember all words have a vowel.



Practice reading at least two books. Retell each of the stories.



Draw a picture or paint a picture. Then label or write about it.



Spend 10 minutes on a computer practicing matching letters or listening to a story.

www.Starfall.com
www.sesemestreet.org
www.pbskids.org

Grade K ELA Tic Tac Board

Created by: Karen Alers-Mercado, Kara Arnold, Tracy Burns, Jen Maxwell and Holly Miller

Week 2



You are an expert when you know a lot about something.

Write your own "all about book" and share it with a parent or sibling, a pet, or a stuffed animal.



Practice writing letters of the alphabet, your first and last name, words that you see in your environment, or your "snap words." (See list below)

Try rainbow writing by tracing over the letters or words with three different colors.



Pretend you are a reporter. Practice reading in a news reporter's voice or teach someone about something you know a lot about. .



Act out your favorite character in a book..






Free Choice



Listen to a favorite story. Then draw and write about what happened.

Grade K ELA Tic Tac Board

 <p>Practice reading at least two books. Retell each of the stories.</p>	 <p>Journal Writing: Write about a topic of interest. Illustrate and label your picture. Listen for the beginning, middle, and ending sounds. Remember all words have a vowel.</p>	 <p>Spend 10 minutes on a computer practicing matching letters or listening to a story. www.Starfall.com www.sesemestreet.org www.pbskids.org</p>
---	---	--

Created by: Karen Alers-Mercado, Kara Arnold, Tracy Burns, Jen Maxwell and Holly Miller

Grade K - Snap Words

Unit 1	Unit 2	Unit 3	Unit 4	Unit 5
a	at	can	how	are
me	look	do	you	come
the	see	to	am	love
I	here	be	did	too
like	is	we	fun	all
my	this	got	get	ball
	an	was	on	had
	in	went	up	will

Grade K ELA Tic Tac Board

	it	she	day	by
	and	he	play	go
	dad	boy	say	no
	house	cat	for	so
	mom	dog		as
	park	friend		has
		girl		her
		man		him
		ran		
		sat		
		sit		