



OREGON  
DEPARTMENT OF  
EDUCATION

Oregon achieves... together!


# OREGON AT-A-GLANCE SCHOOL PROFILE

## Eastwood Elementary School

PRINCIPAL: Jennifer Thompson | GRADES: K-5 | 2550 SE Waldon Ave, Roseburg 97470 | 541-440-4181


2018-19

### Students We Serve




### DEMOGRAPHICS


#### American Indian/Alaska Native




#### Asian




#### Black/African American




#### Hispanic/Latino



#### Multiracial



#### Native Hawaiian/Pacific Islander



#### White



<5%

Ever English  
Learners



3

Languages  
Spoken

14%

Students  
with  
Disabilities

96%

Required  
Vaccinations

70%

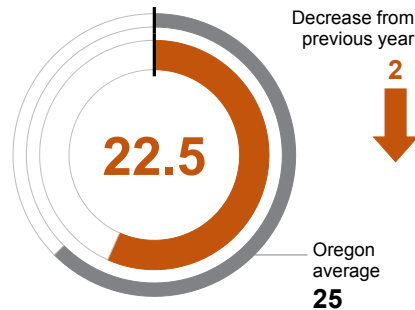
Free/  
Reduced  
Price Lunch

\*<10 students or data unavailable

### School Environment

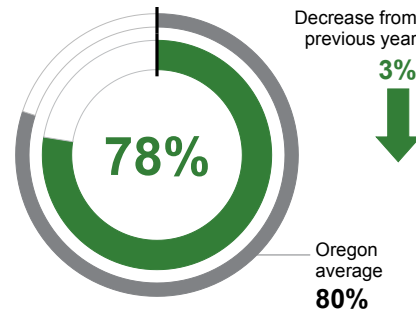
#### CLASS SIZE

Median class size.



#### REGULAR ATTENDERS

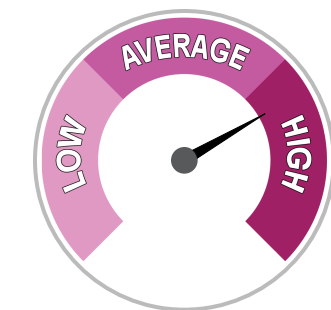
Students who attended more than 90% of their enrolled school days.



### Academic Progress

#### INDIVIDUAL STUDENT PROGRESS

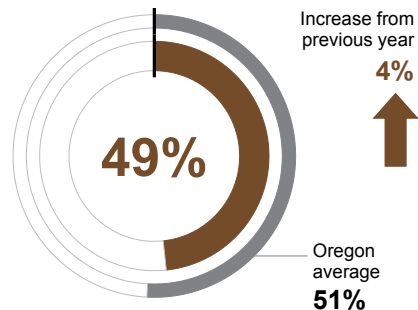
Year-to-year progress in English language arts and mathematics.



### Academic Success

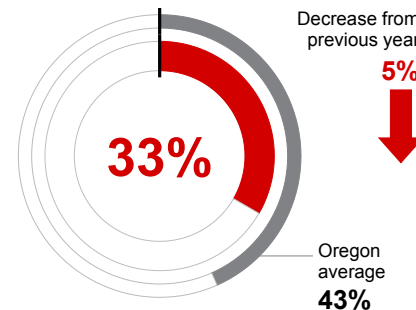
#### ENGLISH LANGUAGE ARTS

Students meeting state grade-level expectations.



#### MATHEMATICS

Students meeting state grade-level expectations.



#### SCIENCE

Students meeting state grade-level expectations.



### School Goals

Our school is committed to providing well-rounded learning experiences for each child and to making each child feel safe and connected to a caring adult while at school. We are always working on improving chronic non-attendance. Utilizing transformational social-emotional learning strategies through our Conscious Discipline initiative, we work on creating healthy learning environments that foster a climate of safety, caring and respect, and result in improved student academic outcomes.

### State Goals

The Oregon Department of Education is partnering with school districts and local communities to ensure a 90% on-time, four year graduation rate by 2025. To progress toward this goal, the state will prioritize efforts to improve attendance, provide a well-rounded education, invest in implementing culturally responsive practices, and promote continuous improvement to close opportunity and achievement gaps for historically and currently underserved students.

### Safe & Welcoming Environment

The vision statement for our school is, This is our spot, where people care about each other, and leave stronger than when they came. Our school strives to ensure all students and their families feel welcome. For all calls that are sent home with our OneCall system, we translate the message for easy access. We provide interpreters for parent conferences and other school events where parents are present.



**OREGON**  
DEPARTMENT OF  
EDUCATION

*Oregon achieves... together!*

# OREGON AT-A-GLANCE SCHOOL PROFILE CONTINUED

## Eastwood Elementary School

PRINCIPAL: Jennifer Thompson | GRADES: K-5 | 2550 SE Waldon Ave, Roseburg 97470 | 541-440-4181

2018-19

### Our Staff (rounded FTE)



**23**

Teachers



**10**

Educational  
assistants



**1**

Counselors



**18%**

Average teacher  
turnover rate



**88%**

% of licensed teachers  
with more than 3 years  
of experience



**No**

Same principal in  
the last 3 years

### Outcomes

#### REGULAR ATTENDERS

American Indian/Alaska Native	<10 students or data unavailable
Asian	<10 students or data unavailable
Black/African American	<10 students or data unavailable
Hispanic/Latino	79%
Multiracial	81%
Native Hawaiian/Pacific Islander	<10 students or data unavailable
White	77%
Free/Reduced Price Lunch	74%
Ever English Learner	50%
Students with Disabilities	70%
Migrant	<10 students or data unavailable
Talented and Gifted	<10 students or data unavailable
Female	77%
Male	78%
Non-Binary	<10 students or data unavailable

#### ENGLISH LANGUAGE ARTS

<10 students or data unavailable
<10 students or data unavailable
<10 students or data unavailable
33%
31%
<10 students or data unavailable
<10 students or data unavailable
53%
45%
<10 students or data unavailable
11%
<10 students or data unavailable
<10 students or data unavailable
54%
43%
<10 students or data unavailable

#### MATHEMATICS

<10 students or data unavailable
<10 students or data unavailable
<10 students or data unavailable
27%
25%
<10 students or data unavailable
36%
31%
<10 students or data unavailable
19%
<10 students or data unavailable
<10 students or data unavailable
29%
38%
<10 students or data unavailable

### About Our School

#### BULLYING, HARASSMENT, AND SAFETY POLICIES

Our school has a CDS (Child Development Specialist) who visits every classroom every six days. He teaches lessons on socio-emotional needs, how to address bullying and harassment, conducting oneself with integrity and honesty, among many other topics. We have skills groups for students who are struggling (e.g., connecting with others appropriately, strategies for behaving appropriately on the bus, etc.), and we employ a number of strategies for connecting adults and students for positive reinforcement.

#### EXTRACURRICULAR ACTIVITIES

Busing to Boys and Girls Club  
Eastwood Outdoor School  
After School Chorus program

#### PARENT ENGAGEMENT

We have a very active Parent Booster club that meets monthly to plan for activities that engage our families. As a school, we host events multiple times a year that bring our families together. Many of our families volunteer during the year and/or attend events that take place during the school day.

#### COMMUNITY ENGAGEMENT

We partner with local business to provide students with learning opportunities in connection with our community:

- Blue Zones Project--Umpqua
- Umpqua Art Center
- OSU Extension (Nutrition classes, nursing services, dental services)
- Police and Fire Department
- Douglas County Museum