

Nature Walk




- In this project, your child will take a walk around the neighborhood and write down the things they see.
- When they get back home, they will draw pictures of what they saw give each object a point value over 50, and write a riddle book.

Student Directions

- Take some paper and a pencil and go outside for a walk.
- Write down some of the things you see on your walk.
- When you get back home, use the attached pages to draw a picture of what you saw and give that picture a point value. Your picture values should be above 50.
- Next, use your items to create a riddle book about what you saw.
 - Here is an example: On my walk I saw some things worth 220 points. What could they be?


As an extra challenge, your riddles should have more than one possible answer.

What Did I See?




A _____

is worth _____




A _____

is worth _____




A _____

is worth _____




A _____


is worth _____




A _____
is worth _____




A _____
is worth _____




A _____
is worth _____




A _____
is worth _____




A _____
is worth _____



A _____
is worth _____



A _____
is worth _____



A _____
is worth _____