



MERCHISTON
EDINBURGH



ACADEMIC RESULTS 2018-19



MERCHISTON
EDINBURGH

“ We are very fortunate at Merchiston to be able to provide genuine and intensive personalised academic support for each of our pupils and this underlies our formidable record of academic success as a School. We have real confidence in this pupil-centred approach and believe it to be sector-leading. The key to Merchiston’s approach is co-teachability. In a range of subjects, our programmes are designed to branch at the end of Lower Sixth, and boys can choose to continue along our enhanced Higher or A Level routes. As such, an increasing number of our students are recognising this as an interesting alternative route to their optimal post-school pathways and very many universities (including members of the Russell Group) make offers to such pupils every year. ”

STEPHEN CAMPBELL — *Deputy Head Academic*

CELEBRATING MERCHISTON’S ACADEMIC RESULTS

In today’s competitive and global workplace, it is important that your son leaves school having achieved the very best of which he is capable, equipped for his next step.

This booklet showcases the formidable academic performance of our boys. Here are some of the key facts and figures:

- 3 As at A Level equates to 144 UCAS points. Merchiston’s average tally is 141 points.
- 63% of successful applicants in 2019 went to UK Russell Group Universities, Bath, St Andrews and leading international institutions
- 10 pupils achieved a clean sweep of A* / A grades at A Level
- 16 pupils achieved a clean sweep of A* / A grades at GCSE
- 57% of grades at GCSE were A* / A or 9 / 8 / 7

To be fully prepared for the next stage, your son will also need social and life skills in abundance. These are, of course, much harder to measure in a booklet. We hope you will visit us, meet the boys and let them tell you what they have gained here, above and beyond their academic success.

GCSE RESULTS (GRADES 9 – 1)

SUBJECT	NO. OF CANDIDATES	9 (%)	8 (%)	7 (%)	6 (%)	5 (%)	4 (%)	3 (%)	2/1/U (%)	PASS RATE 9 – 4 (%)
ART	4	0 (0)	1 (25)	3 (75)	0 (0)	0 (0)	0 (0)	0 (0)	0 (0)	100
BIOLOGY	47	6 (13)	12 (26)	12 (26)	3 (6)	6 (13)	3 (6)	2 (4)	3 (6)	89
CLASSICAL CIVILISATION	8	2 (25)	3 (38)	0 (0)	0 (0)	1 (13)	2 (25)	0 (0)	0 (0)	100
CHEMISTRY	56	11 (20)	11 (20)	7 (13)	10 (18)	7 (13)	4 (7)	1 (2)	5 (9)	89
COMPUTER SCIENCE	16	2 (13)	3 (19)	4 (25)	4 (25)	1 (6)	1 (6)	1 (6)	0 (0)	94
DESIGN & TECHNOLOGY	26	0 (0)	5 (19)	3 (12)	7 (27)	4 (15)	7 (27)	0 (0)	0 (0)	100
ELECTRONICS	8	0 (0)	4 (50)	1 (13)	2 (25)	0 (0)	0 (0)	1 (25)	0 (0)	88
ENGLISH LANGUAGE (1)	80	21 (26)	17 (21)	14 (18)	18 (23)	8 (10)	1 (1)	1 (6)	0 (0)	99
ENGLISH LITERATURE (1)	75	17 (23)	17 (23)	21 (28)	11 (15)	6 (8)	3 (4)	0 (0)	0 (0)	100
FRENCH	13	3 (23)	2 (15)	4 (31)	1 (8)	3 (23)	0 (0)	0 (0)	0 (0)	100
GEOGRAPHY	48	8 (17)	8 (17)	6 (13)	12 (25)	6 (13)	5 (10)	1 (2)	2 (4)	94
GERMAN	8	3 (38)	1 (13)	2 (25)	0 (0)	2 (25)	0 (0)	0 (0)	0 (0)	100
ICT	5	0 (0)	1 (20)	1 (20)	2 (40)	0 (0)	1 (20)	0 (0)	0 (0)	100
LATIN	4	2 (50)	0	1 (25)	1 (25)	0 (0)	0 (0)	0 (0)	0 (0)	100
MATHEMATICS (1)	84	12 (14)	10 (12)	18 (21)	18 (21)	12 (14)	10 (12)	4 (5)	0 (0)	95
MUSIC	4	0 (0)	1 (25)	1 (25)	1 (25)	1 (25)	0 (0)	0 (0)	0 (0)	100
PHYSICAL EDUCATION	17	0 (0)	2 (12)	4 (24)	2 (12)	5 (29)	1 (6)	3 (18)	0 (0)	82
PHYSICS	48	8 (17)	13 (27)	15 (31)	1 (2)	2 (4)	4 (8)	2 (4)	3 (6)	90
RUSSIAN	1	1 (100)	0 (0)	0 (0)	0 (0)	0 (0)	0 (0)	0 (0)	0 (0)	100
SCIENCE (DOUBLE AWARD)	49	4 (8)	3 (6)	12 (24)	5 (10)	5 (10)	7 (14)	6 (12)	7 (14)	73
SPANISH	13	3 (23)	4 (31)	3 (23)	2 (15)	1 (8)	0 (0)	0 (0)	0 (0)	100

“ We place significant trust in Merchiston when recommending it as an outstanding senior school option for boys. Former pupils who go on to Merchiston never fail to impress when they return to visit, either as senior school pupils or beyond school leaver age. Merchiston succeeds in stimulating, challenging and inspiring boys to achieve their potential and readies them for an ever-changing and increasingly complex world. ”

LIAM HARVEY — Headmaster, St. Mary's Melrose

GCSE RESULTS (GRADES 9 – 1)

TOTAL PAPERS TAKEN	614	%	GCSE (COMBINED RESULTS)*	2018	2019
GRADE 9	103	17	PASS	97%	93%
GRADE 8	119	19	GRADES 9/8 OR A*	41%	35%
GRADE 7	131	21	GRADES 7 OR A	25%	22%
GRADE 6	100	16	GRADES 9/8/7 OR A*/A	66%	57%
GRADE 5	70	11	9-1 and A*-G Grades		
GRADE 4	49	8			
GRADE 3	22	4			
GRADE 2 / 1 / U	20	3			
GRADE 9	103	17			
GRADE 9-8	222	36			
GRADE 9-7	353	57			
GRADE 9 – 4 (PASS)	572	93			

I / GCSE RESULTS (GRADES A* – G)

SUBJECT	NO. OF CANDIDATES	A* (%)	A (%)	B (%)	C (%)	D (%)	E (%)	F/G/U (%)	PASS RATE A* – C (%)
CHINESE (GCSE)	8	8 (100)	0 (0)	0 (0)	0 (0)	0 (0)	0 (0)	0 (0)	100
HISTORY (IGCSE)	60	13 (22)	13 (22)	15 (25)	9 (15)	3 (5)	2 (3)	5 (8)	83

GCSE	2011	2012	2013	2014	2015	2016	2017	2018	2019
PASS (A* - C)	98%	97%	95%	96%	98%	97%	94%	97%	93%
A* GRADES	28%	38%	30%	22%	37%	29%	36%	41%	35%
A GRADES	31%	27%	31%	35%	33%	30%	25%	25%	22%
A*, A + B GRADES	89%	90%	86%	83%	89%	86%	82%	66%	57%

NATIONAL 5 RESULTS (A-D)

SUBJECT	NO. OF ENTRIES	A (%)	B (%)	C (%)	D (%)	A – C %
FRENCH	9	4 (44)	4 (44)	1 (11)	0 (0)	100
MANDARIN	10	8 (80)	2 (20)	0 (0)	0 (0)	100
SPANISH	7	2 (29)	2 (29)	3 (43)	0 (0)	100

SCOTTISH QUALIFICATIONS AUTHORITY – HIGHER RESULTS

ADVANCED HIGHER RESULTS – UPPER SIXTH

SUBJECT	NO. OF CANDIDATES	A (%)	B (%)	C (%)	D (%)	NO AWARD (%)	PASS RATE A – C (%)
CANTONESE	1	1 (100)	0 (0)	0 (0)	0 (0)	0 (0)	100
MANDARIN	11	11 (100)	0 (0)	0 (0)	0 (0)	0 (0)	100
TOTAL PRESENTATIONS	12						
PASS RATE (A – C)		100%					
A GRADES		100%					
B GRADES		0%					
C GRADES		0%					

HIGHER RESULTS – UPPER SIXTH

SUBJECT	NO. OF CANDIDATES	A (%)	B (%)	C (%)	D (%)	NO AWARD (%)	PASS RATE A – C (%)
BIOLOGY	5	1 (20)	2 (40)	2 (40)	0 (0)	0 (0)	100
CHEMISTRY	5	1 (20)	3 (60)	0 (0)	1 (20)	0 (0)	80
ECONOMICS	4	0 (0)	1 (25)	2 (50)	1 (25)	0 (0)	75
FRENCH	1	1 (100)	0 (0)	0 (0)	0 (0)	0 (0)	100
MATHEMATICS	5	2 (40)	1 (20)	1 (20)	1 (20)	0 (0)	80
PHYSICAL EDUCATION	1	1 (100)	0 (0)	0 (0)	0 (0)	0 (0)	100
PHYSICS	1	0 (0)	0 (0)	0 (0)	1 (100)	0 (0)	0
SPANISH	1	0 (0)	1 (100)	0 (0)	0 (0)	0 (0)	100
TOTAL PRESENTATIONS	23						
PASS RATE (A – C)		83%					
A GRADES		26%					
B GRADES		35%					
C GRADES		22%					

HIGHERS	2009	2010	2011	2012	2013	2014	2015	2016	2017	2018	2019
PASS (A* – C)	75%	90%	92%	87%	100%	100%	89%	79%	100%	95%	83%
A & B GRADES	38%	70%	54%	60%	86%	90%	59%	46%	90%	79%	61%

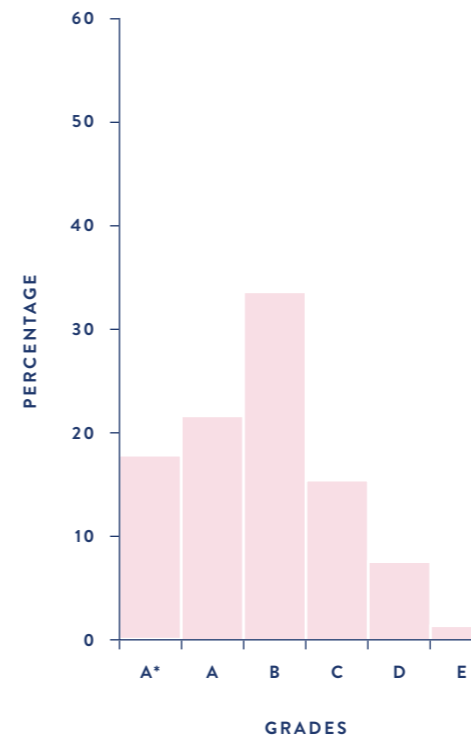
HIGHER RESULTS – LOWER SIXTH

SUBJECT	NO. OF CANDIDATES	A (%)	B (%)	C (%)	D (%)	NO AWARD (%)	PASS RATE A – C (%)
HIGHER MANDARIN	4	3 (75)	0 (0)	0 (0)	0 (0)	1 (25)	75
HIGHER PHYSICAL EDUCATION	1	0 (0)	0 (0)	1 (100)	0 (0)	0 (0)	100

A LEVEL RESULTS

YEAR	NO. SITTING	% A-B	% PASS	
2008	59	82	100	
2009	74	80	100	
	NO. SITTING	% A*-A	% A*-B	% PASS
2010	64	58	80	100
2011	80	63	84	100
2012	77	56	82	100
2013	82	51	81	100
2014	77	54	81	100
2015	82	40	77	100
2016	68	42	77	99
2017	79	47	74	89
2018	63	50	77	100
2019	73	40	73	99
RUNNING AVERAGE	73	49	79	99

A LEVEL RESULTS



“ I would say how delighted I am with what Merchiston has done for my son over his five years there. His academic results – A*A*A – were beyond his (and my) expectations and he now goes off to Glasgow to study Politics as a well-rounded young man. Your School will always have the strongest of recommendations from me. ”

PARENT

A LEVEL RESULTS

SUBJECT	NO. OF CANDIDATES	A* (%)	A (%)	B (%)	C (%)	D (%)	E (%)	FAIL (%)	PASS RATE A* - E (%)
ART	7	1 (14)	2 (29)	3 (43)	0 (0)	0 (0)	1 (14)	0 (0)	7 (100)
BIOLOGY	17	2 (12)	3 (18)	5 (29)	3 (18)	3 (18)	1 (6)	0 (0)	17 (100)
CLASSICAL CIVILISATION	9	0 (0)	2 (22)	3 (33)	3 (33)	1 (11)	0 (0)	0 (0)	9 (100)
CHEMISTRY	25	0 (0)	5 (20)	6 (24)	9 (36)	4 (16)	0 (0)	1 (4)	24 (96)
CHINESE	12	12 (100)	0 (0)	0 (0)	0 (0)	0 (0)	0 (0)	0 (0)	12 (100)
COMPUTER SCIENCE	5	0 (0)	0 (0)	3 (60)	1 (20)	1 (20)	0 (0)	0 (0)	5 (100)
DESIGN & TECHNOLOGY PRODUCT DESIGN	5	0 (0)	1 (20)	2 (40)	2 (40)	0 (0)	0 (0)	0 (0)	5 (100)
ECONOMICS	11	1 (9)	3 (27)	6 (55)	1 (9)	0 (0)	0 (0)	0 (0)	11 (100)
ENGLISH LITERATURE	12	0 (0)	1 (8)	9 (75)	2 (17)	0 (0)	0 (0)	0 (0)	12 (100)
FURTHER MATHS	9	3 (33)	3 (33)	3 (33)	0	0 (0)	0 (0)	0 (0)	9 (100)
FRENCH	2	0 (0)	1 (50)	0 (0)	1 (50)	0 (0)	0 (0)	0 (0)	2 (100)
GEOGRAPHY	21	2 (10)	5 (24)	11 (52)	2 (10)	0	1 (5)	0 (0)	21 (100)
GERMAN	3	2 (67)	1 (33)	0 (0)	0 (0)	0 (0)	0 (0)	0 (0)	3 (100)
GOVERNMENT & POLITICS	12	0 (0)	1 (8)	7 (58)	2 (17)	1 (8)	1 (8)	0 (0)	12 (100)
HISTORY	13	2 (15)	6 (46)	3 (23)	0 (0)	1 (8)	1 (8)	0 (0)	13 (100)
MATHEMATICS	34	10 (29)	10 (29)	6 (18)	4 (12)	4 (12)	0 (0)	0 (0)	34 (100)
PHYSICAL EDUCATION	6	0 (0)	1 (17)	1 (17)	3 (50)	1 (17)	0 (0)	0 (0)	6 (100)
PHYSICS	17	2 (12)	2 (12)	8 (47)	3 (18)	1 (6)	0 (0)	1 (6)	16 (94)
RUSSIAN	4	3 (75)	1 (25)	0 (0)	0 (0)	0 (0)	0 (0)	0 (0)	4 (100)
SPANISH	2	0 (0)	2 (100)	0 (0)	0 (0)	0 (0)	0 (0)	0 (0)	2 (100)

TOTAL SUBJECTS TAKEN	226	
GRADE A*	40	18%
GRADE A	50	22%
GRADE B	76	34%
GRADE C	36	16%
GRADE D	17	8%
GRADE E	5	2%
GRADE U	2	1%

GRADE A*	40	18%
GRADE A	90	22%
GRADE A* - A	90	40%
GRADE A* - B	166	73%
GRADE A* - E (OVERALL PASS)	224	99%

A LEVELS	2009	2010	2011	2012	2013	2014	2015	2016	2017	2018	2019
PASS (A* - E)	100%	100%	100%	100%	100%	99%	100%	99%	100%	100%	99%
A* GRADES		21%	24%	21%	19%	18%	12%	12%	19%	21%	18%
A GRADES	49%	36%	39%	35%	33%	36%	28%	31%	28%	28%	22%
A* - A GRADES		57%	63%	56%	51%	54%	40%	43%	47%	50%	40%
A* - B GRADES	80%	81%	84%	81%	81%	81%	76%	77%	74%	77%	73%
A* - C GRADES	94%	95%	95%	96%	94%	96%	92%	94%	89%	95%	99%

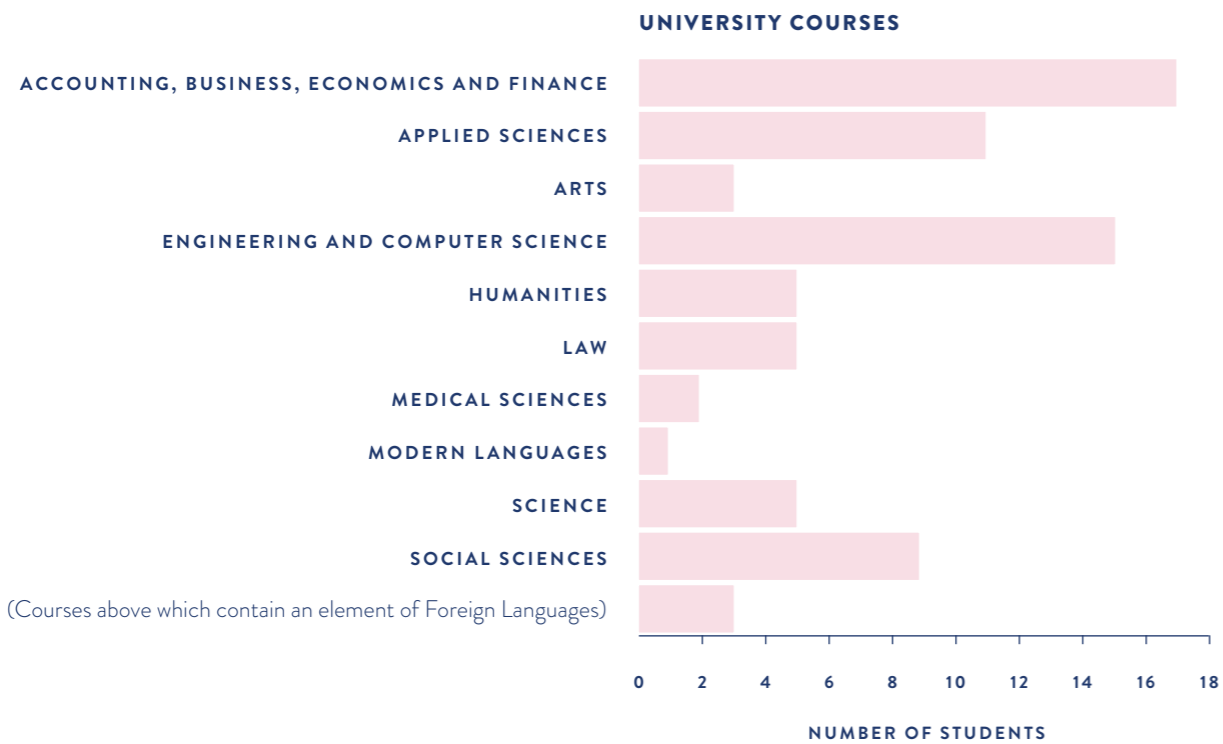
Including Advanced Higher - A* at A Level is equivalent to an A grade at Advanced Higher in the UCAS points.

“ I've been impressed with the way that Merchiston has maintained its all-boys status and remained an environment where boys can be both nurtured and challenged. You've shown yourselves capable of getting the best of a wide range of abilities and have developed some fine young men. ”

ROB TAYLOR — *Headmaster, Cargilfield*

MOVING ON

Many of this year's leavers will be taking up places at top UK universities — the destinations are shown on the following pages. Some of these pupils will be taking time away from their academic studies to experience living and working overseas as part of their gap year. Their careers at Merchiston prepare them well as they embark on their future study; we equip them not just with the results they require to follow their chosen path, but also with essential life skills.

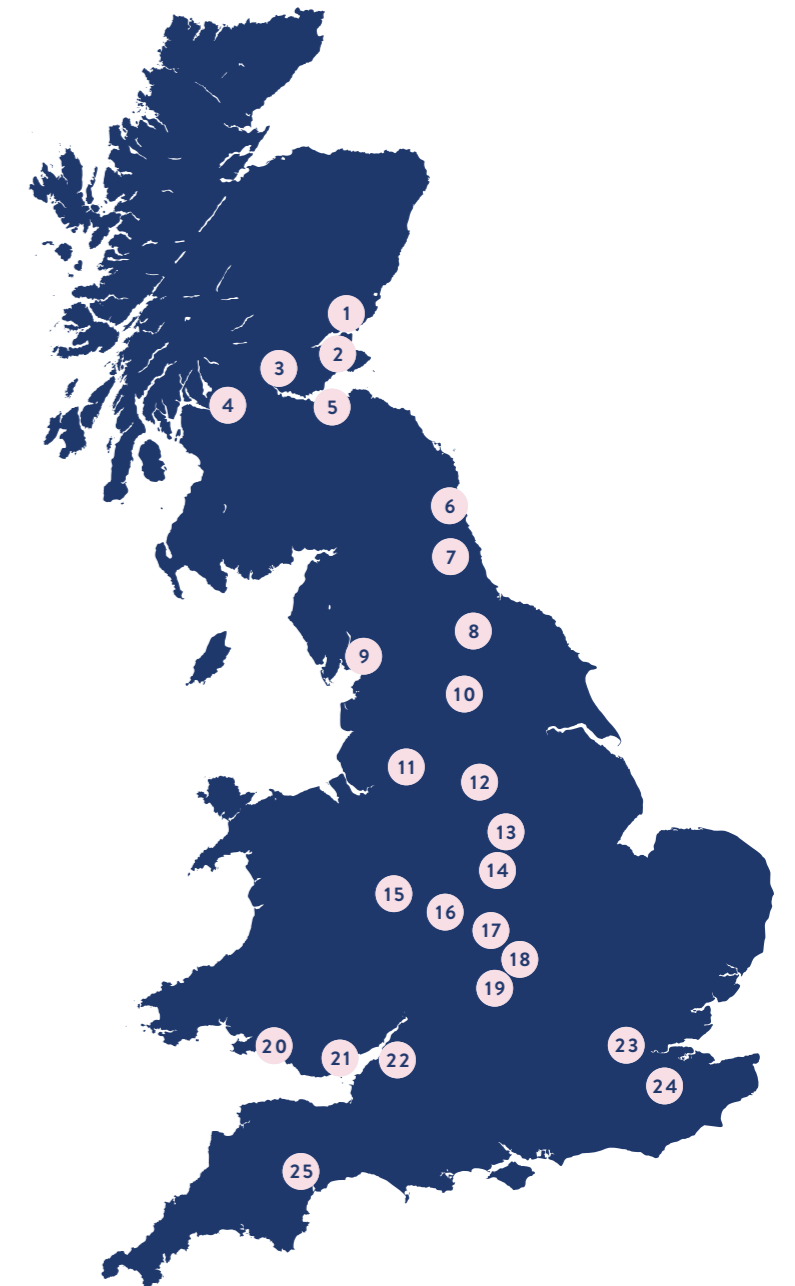


“ Teachers in the Maths Department are not only flawless in teaching, but also good at being mentors! You all stunned me, as I had not come across any teacher like you in Hong Kong. ”

FORMER PUPIL

UNIVERSITY DESTINATIONS

- 1 **DUNDEE** University of Dundee (2)
- 2 **ST ANDREWS** University of St Andrews (1)
- 3 **STIRLING** University of Stirling (2)
- 4 **GLASGOW** University of Glasgow (4), University of Strathclyde (2)
- 5 **EDINBURGH** University of Edinburgh (6), Heriot-Watt University (4), Edinburgh Napier University (3), SRUC Scotland's Rural College (1)
- 6 **NEWCASTLE** Newcastle University (5), Northumbria University (4)
- 7 **DURHAM** Durham University (4)
- 8 **YORK** University of York (1)
- 9 **PRESTON** University of Central Lancashire (1)
- 10 **LEEDS** Leeds Beckett University (1)
- 11 **MANCHESTER** University of Manchester (1)
- 12 **SHEFFIELD** University of Sheffield (2)
- 13 **NOTTINGHAM** University of Nottingham (2)
- 14 **LOUGHBOROUGH** Loughborough University (1)
- 15 **SHROPSHIRE** Harper Adams University (2)
- 16 **BIRMINGHAM** Birmingham City University (1)
- 17 **COVENTRY** University of Warwick (1)
- 18 **BUCKINGHAM** University of Buckingham (1)
- 19 **OXFORD** University of Oxford (2)
- 20 **SWANSEA** Swansea University (1)
- 21 **CARDIFF** Cardiff University (1)
- 22 **BRISTOL** University of Bristol (4)
- 23 **LONDON** University College, London (UCL) (4), Imperial College, London (1), King's College, London (1)
- 24 **KENT** University of the Creative Arts (1)
- 25 **EXETER** University of Exeter (2)



PUPIL DESTINATIONS

SCOTLAND Total going to university in Scotland: 25 (34%)

RUSSELL GROUP & ST ANDREWS UNIVERSITIES	NO. OF PUPILS	UNIVERSITIES	NO. OF PUPILS
UNIVERSITY OF EDINBURGH	6	UNIVERSITY OF DUNDEE	2
UNIVERSITY OF GLASGOW	4	EDINBURGH NAPIER UNIVERSITY	3
UNIVERSITY OF ST ANDREWS	1	HERIOT-WATT UNIVERSITY	4
		UNIVERSITY OF STIRLING	2
		UNIVERSITY OF STRATHCLYDE	2
		SRUC SCOTLAND'S RURAL COLLEGE	1

ENGLAND & WALES Total going to university in England & Wales: 44 (60%)

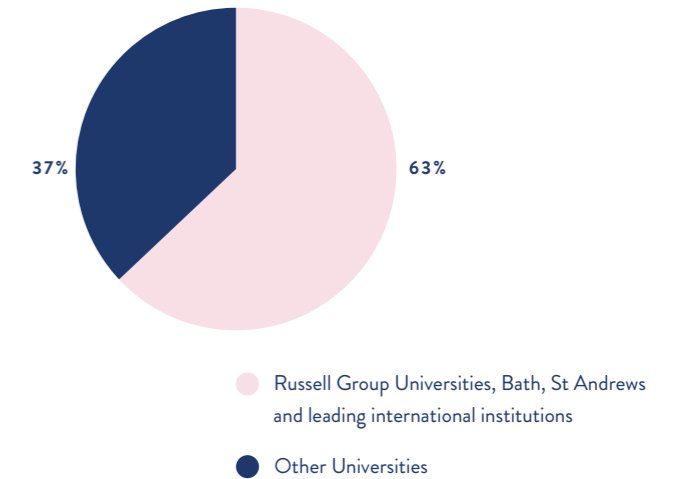
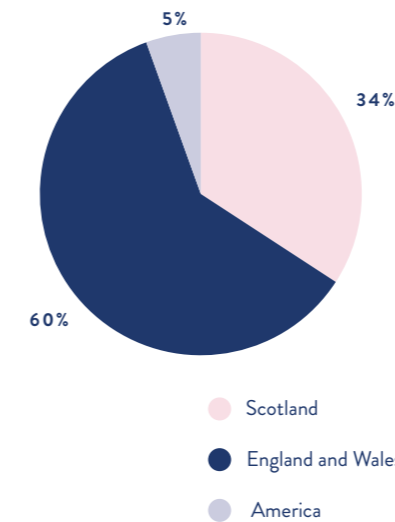
RUSSELL GROUP & BATH UNIVERSITIES	NO. OF PUPILS	UNIVERSITIES	NO. OF PUPILS
UNIVERSITY OF BRISTOL	4	UNIVERSITY OF CENTRAL LANCASHIRE	1
CARDIFF UNIVERSITY	1	BIRMINGHAM CITY UNIVERSITY	1
DURHAM UNIVERSITY	4	UNIVERSITY OF BUCKINGHAM	1
UNIVERSITY OF EXETER	2	UNIVERSITY OF THE CREATIVE ARTS	1
IMPERIAL COLLEGE, LONDON	1	HARPER ADAMS UNIVERSITY	2
KING'S COLLEGE, LONDON	1	LEEDS BECKETT UNIVERSITY	1
UNIVERSITY COLLEGE, LONDON (UCL)	4	LOUGHBOROUGH UNIVERSITY	1
UNIVERSITY OF MANCHESTER	1	NORTHUMBRIA UNIVERSITY	4
NEWCASTLE UNIVERSITY	5	SWANSEA UNIVERSITY	1
UNIVERSITY OF NOTTINGHAM	2		
UNIVERSITY OF OXFORD	2		
UNIVERSITY OF SHEFFIELD	2		
UNIVERSITY OF WARWICK	1		
UNIVERSITY OF YORK	1		

INTERNATIONAL INSTITUTIONS Total going International Institutions: 4 (5%)

UNIVERSITIES IN AMERICA	NO. OF PUPILS
UNIVERSITIES IN AMERICA (including Ivy League)	4

OTHER	NO. OF PUPILS
Number of pupils fulfilling offers to Oxford or Cambridge	2
Percentage of successful applicants going to UK Russell Group Universities, Bath, St Andrews & leading international institutions	63%
Number of university applications submitted	73
Number of pupils gaining their first choice of university	48

OTHER	NO. OF PUPILS
Percentage going to first choice university	65%
Number of pupils gaining their second choice of university	19
Percentage going to second choice university	26%
Number of pupils entering clearing and gaining a place	7
Percentage going to first or second choice of university	92%



RUSSELL GROUP OF UNIVERSITIES	
UNIVERSITY OF BRISTOL	UNIVERSITY OF MANCHESTER
CARDIFF UNIVERSITY	NEWCASTLE UNIVERSITY
DURHAM UNIVERSITY	UNIVERSITY OF NOTTINGHAM
UNIVERSITY OF EDINBURGH	UNIVERSITY OF OXFORD
UNIVERSITY OF EXETER	UNIVERSITY OF SHEFFIELD
UNIVERSITY OF GLASGOW	UNIVERSITY OF ST. ANDREWS
IMPERIAL COLLEGE, LONDON	UNIVERSITY OF WARWICK
KING'S COLLEGE, LONDON	UNIVERSITY OF YORK
UNIVERSITY COLLEGE, LONDON (UCL)	



“ Success doesn’t stop here: an average of 141 UCAS points (AAA being 144) bears testimony to high teaching standards. The majority, unsurprisingly, end up at the best universities in the UK, with a small number venturing across the Pond. ”

TATLER SCHOOLS GUIDE — 2020



MERCHISTON
EDINBURGH

A BOARDING AND DAY SCHOOL FOR BOYS AGED 7–18

Merchiston Castle School, Colinton Road, Edinburgh, EH13 0PU

+44 (0) 131 312 2200 admissions@merchiston.co.uk

MERCHISTON.CO.UK



Charity number: SC016580

