

Welcome

Sign-In

Grab One of Each Handout

Sign-In and Log-In to a Laptop

- Login: RC-Guest
- Password: Trip792!

Assistive Technology

LAKE WASHINGTON SCHOOL DISTRICT

TAYLOR PHU

ELYSE REYNOLDS



Who's in the Audience

- Elementary School
- Middle School
- High School
- Learning Center or Transition Center
- Resource Room
- Other

Learning Targets

What is Assistive Technology (AT) and how do I access it?

What tools are already available for my student?

How do I help my student access and use:

- Microsoft Learning Tools
- Clicker 7
- Read & Write 12
- Snap & Read

How do I access resources and supports for AT?

What is Assistive Technology?

AT is defined as "any item, piece of equipment or product system, whether acquired commercially off the shelf, modified, or customized, that is used to increase, maintain or improve functional capabilities of children with disabilities" (IDEA).

AT may be conceptualized on a continuum from Low/Light to High Tech.



Assistive vs. Educational Technology

Educational Technology

- Is provided to everyone (not specialized)
- Standard technology

Assistive Technology

- Is tailored to the individual
- Used to increase, maintain or improve functional capabilities for students with a disability
- Needed to overcome a barrier to access their education

For most people, **technology makes things** easier.
For people with disabilities, **technology makes things possible.**

Assistive
Technology
Tools &
Supports

Academic
Supports

- Reading, Writing, Math

Augmentative &
Alternative
Communication
(AAC)

- Functional
Communication Systems

Functional Skills

- Independence
- Participation

AT Consultation & The SETT Framework

AT Consultation:

- IEP Team identifies a barrier
- IEP Team contacts AT to conduct a consult
- AT Team provides recommendations and training for team members, student, and family as needed

SETT Process:

- **Student's** strengths, challenges, needs, interests, motivation
- **Environments** that the student is in
- **Tasks** that the student is asked to do
- **Tools** that have been tried and/or future tools that can support the student

How can the AT Team help my student?

- Consult and work with school staff to evaluate students' AT needs
- Recommend tools and strategies to support and improve student learning
- Select, fit, customize, maintain, repair or replace AT tools
- Provide training and ongoing support for students, families and staff
- Provide professional development opportunities for staff
- Provide technical support and troubleshooting for AT tools

Talk to Your Child's IEP Team



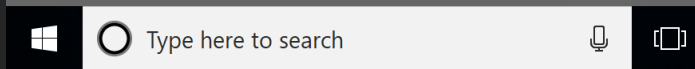
If your child could benefit from Assistive Technology, please work with their IEP team to begin the AT process.

Supporting All Students

LEARN THE TOOLS

Download from Software Center

▶ In Cortana search bar



▶ Type in "Software Center"

▶ Search for:

- ▶ Learning Tools for OneNote
- ▶ Read Write 12
- ▶ Read Write 12 Firefox Plug-In
- ▶ Snap Read

▶ Install!

Software Center
Lake Washington School District

Available Software Installation Status Installed Software Options

SHOW All Show optional software SEARCH

Find additional applications from the Application Catalog

NAME	TYPE	PUBLISHER	AVAILABLE AFTER	STATUS
<input type="checkbox"/> Adobe InDesign CC 2017 - Install ID 2017	Application		6/5/2017	Available
<input type="checkbox"/> Adobe Lightroom CC 2015.10 - Install Lightroom 2015.10	Application		6/5/2017	Available
<input type="checkbox"/> Adobe Media Encoder CC 2017 - Install ME 2017	Application		6/5/2017	Available
<input type="checkbox"/> Adobe Muse CC 2017 - Install MU 2017	Application		6/5/2017	Available
<input type="checkbox"/> Adobe Photoshop CC 2017 - Install PS 2017	Application		6/5/2017	Available
<input type="checkbox"/> Adobe Premier Pro CC 2017 - Install PP 2017	Application		6/5/2017	Available
<input type="checkbox"/> Adobe Shockwave Player 12.2.8.198	Application		5/9/2017	Available
<input type="checkbox"/> Arduino 1.8.2 - install Arduino	Application		6/16/2017	Available
<input type="checkbox"/> Audacity 2.1.2 with LAME - 2.1.2	Application		10/25/2016	Available
<input type="checkbox"/> Conexant HD Audio Driver 9.0.134.1 - Install Audio driver	Application		6/8/2017	Available
<input type="checkbox"/> Firefox 59.0.2 (32 bit)	Application		6/26/2018	Available
<input type="checkbox"/> Google Chrome 67 (64 bit)	Application		6/26/2018	Available
<input type="checkbox"/> Java 8 Update 171	Application		7/23/2018	Available
<input type="checkbox"/> Java 8u121 - install Java 8u121	Application		5/24/2017	Available
<input checked="" type="checkbox"/> Learning Tools for OneNote 1.8	Application		6/26/2018	Available
<input type="checkbox"/> OverDrive for Windows	Application		3/24/2017	Available
<input type="checkbox"/> SafeExamBrowser 2.1.5 - Install SEB 2.1.5	Application		4/24/2017	Available
<input type="checkbox"/> VLC Player 3.0.1	Application		6/26/2018	Available
<input type="checkbox"/> Windows Malicious Software Removal Tool x64 - June 2018 (K...	Update	Microsoft	6/22/2018	Available

Learning Tools for OneNote 1.8

OVERVIEW

Status:	Available	REQUIREMENTS		DESCRIPTION
Version:		Restart required:	Might be required	
Date published:	Not specified	Download size:	68 MB	
Help document:	None	Estimated time:	Not specified	
		Total components:	1	

INSTALL

Microsoft's Learning Tools



Available for all LWSD Students & Staff

Built into the LWSD image and available in Software Center.

Attend to Online Tools vs. Desktop Tools

- Reference Sheet


Microsoft Learning Tools- Reading

- **Immersive Reader**
 - Read Aloud (Text-to-Speech)
 - Comprehension aides
 - Syllable breakdown
 - Parts of Language
 - Picture Support
 - Translation

SE·AT·TLE, Wash·ing·ton — Or·cas are in trou·ble. The
wa·ters off of Wash·ing·ton
The or·cas are in dan·ger
Now, fi·nal·ly, some help
im·me·di·ate steps will be
Or·cas are al·so known as
at·tack them, though. The
mam·mals, like seals.

trouble

German
Schwierigkeiten



Available in: Forms, OneNote, Word, Outlook, and Edge

1. Think it! 

2. Say it! 

3. Check it! 

4. Fix it! 

Microsoft Learning Tools- Writing

- Text Prediction
- Dictate (Speech-to-text)
- Spell Check – right click to read aloud
- Immersive Reader/Read Aloud- review work
- Editing Support
- Audio Recording- can record responses or practice presentations!



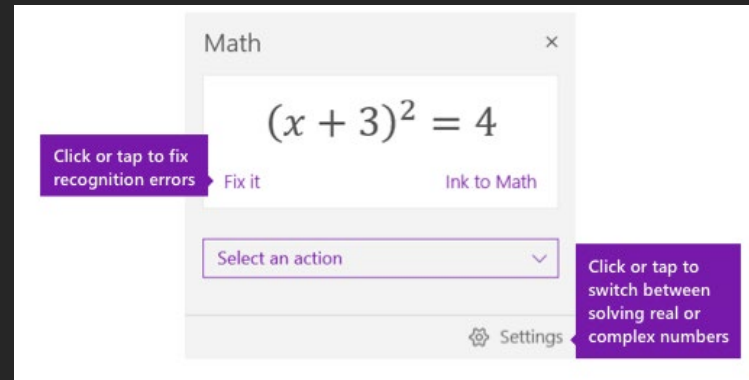
Microsoft Math Support



DIGITAL
INKING



MATH
ASSISTANT



Steps for Completing the Square

1. Take the square root of both sides of the equation.
$$\sqrt{(x + 3)^2} = \sqrt{4}$$
2. Simplify.
$$x + 3 = 2$$
$$x + 3 = -2$$
3. Subtract 3 from both sides of the equation.
$$x = -1$$
$$x = -5$$

Generate a practice quiz

Settings

Outside Training for Learning Tools

Immersive Reader: <https://education.microsoft.com/en-us/resource/9b010288>


Editor Support: <https://support.office.com/en-us/article/editor-is-your-writing-assistant-91ecbe1b-d021-4e9e-a82e-abc4cd7163d7>

Math Assistant: <https://support.office.com/en-us/article/solve-math-equations-with-math-assistant-in-onenote-1b37bb8d-ecd1-40d7-8d0f-5e6e46547441?ui=en-US&rs=en-US&ad=US>

Learning Tools Research:

http://edudownloads.azureedge.net/msdownloads/Learning_Tools_research_study_BSD.pdf

Clicker 7




Automatically Downloaded on all Elementary Student, Staff, and Specialist Devices

- Can use at home as well!

Available to Secondary Students and Staff upon consultation

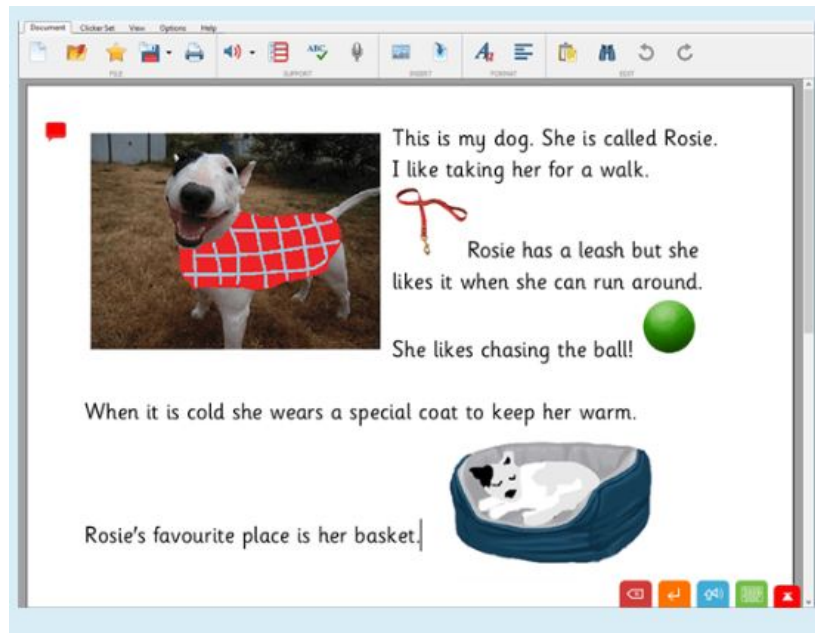
Clicker Introduction Video




Link: https://crickvideo.blob.core.windows.net/video/videos/product-videos/clicker_us.mp4?sfvrsn=f1831807_10

Clicker 7


DOCUMENT




This is my dog. She is called Rosie.
I like taking her for a walk.



Rosie has a leash but she likes it when she can run around.




She likes chasing the ball!

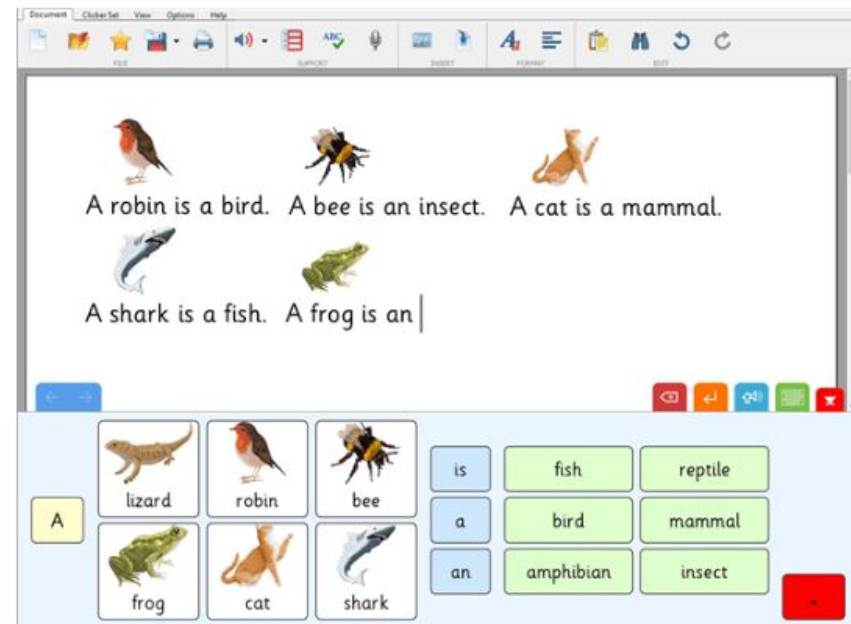


When it is cold she wears a special coat to keep her warm.

Rosie's favourite place is her basket.



CLICKER SETS

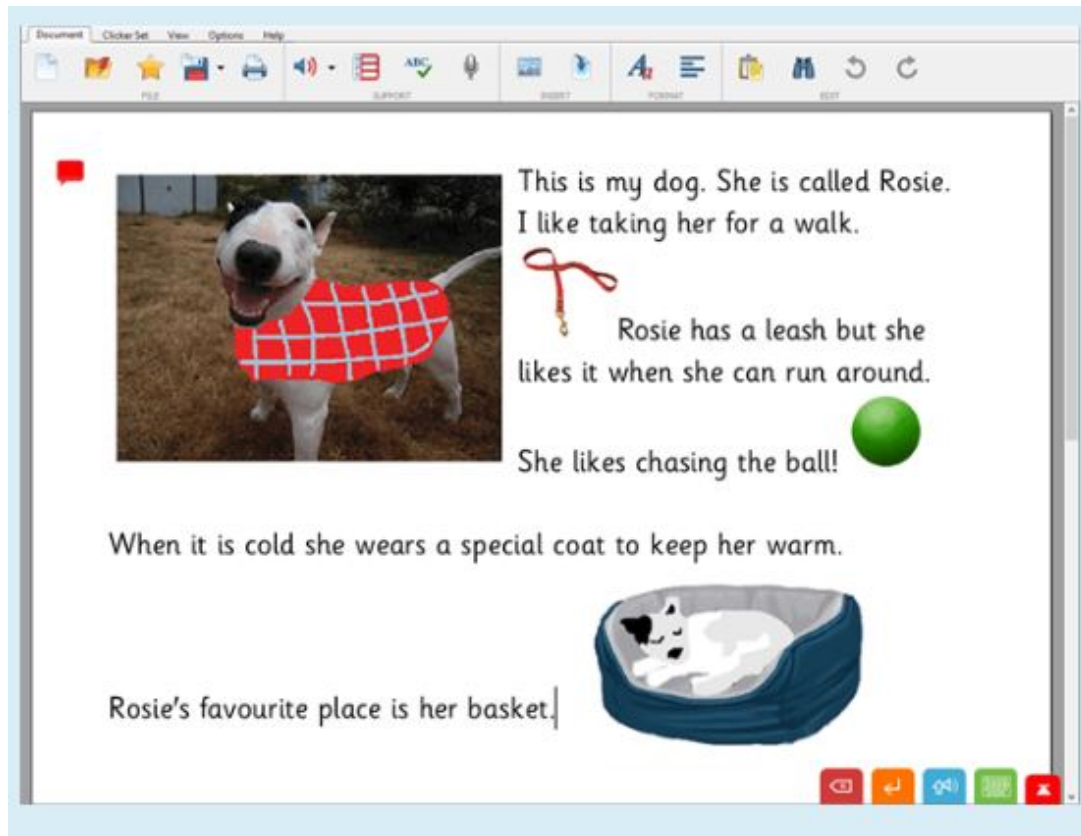


A robin is a bird. A bee is an insect. A cat is a mammal.

A shark is a fish. A frog is an |

lizard	robin	bee	is	fish	reptile
frog	cat	shark	a	bird	mammal
			an	amphibian	insect

Clicker 7: Document



- Similar to Microsoft Word
- Predictive Text
- Voice Notes
- Pictures in Line with Text
- Speech Feedback



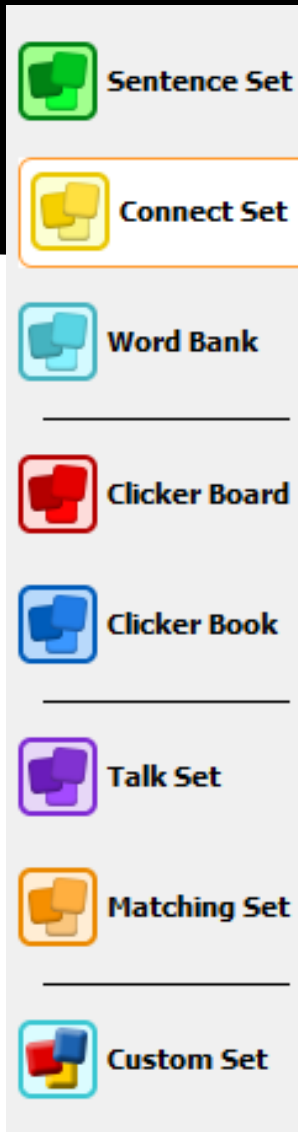
Clicker Sets

Clicker Sets can provide tiered levels of support for emerging writers.

The sets can give students point-and-click access to whole words, phrases and pictures.

Each type of Clicker Set provides a specific writing support or targets a literacy skill.

Can create and edit sets easily to provide content for any topic.



Using Clicker Sets

Clicker sets provide students with words, phrases, and pictures for writing - all supported with speech.

The screenshot shows a 'WANTED!' poster with a pirate's face. Below the poster is a grid of adjectives: saintly, savage, scrumptious, shadowy, shocking, sincere, soothing, spicy, stunning, superb, suspicious, sympathetic. A toolbar at the bottom contains icons for navigation and editing.


- Click the word to write it.
- Right-click the word to hear it.
- Shift-click the word to edit it.

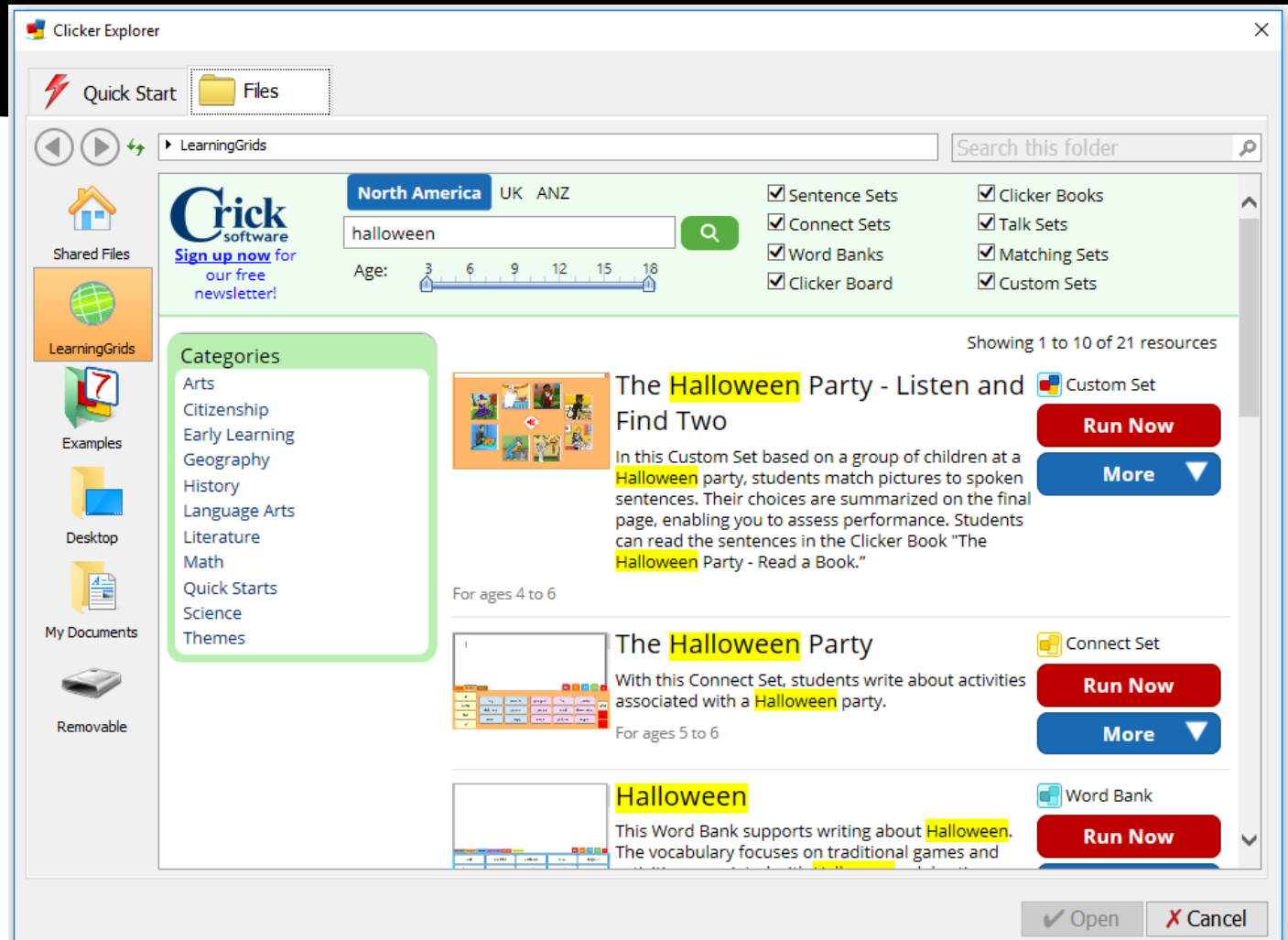
- 1 Open a Clicker Set from Explorer.
- 2 Use the Favorites tool to bookmark Clicker Sets.
- 3 Use the Sound Shift tool to hear the word on a touch screen or interactive whiteboard.
- 4 Move between multiple sets using the tabs at the bottom.

Clicker Sets are accessible for all. Go to **Options – Accessibility** for alternative access methods.



Learning Grids!

- ▶ Open Clicker
- ▶ Go to File Explorer 
- ▶ Go to Learning Grids
- ▶ Search for a topic
- ▶ Suggestion: Math!
- ▶ Can narrow by desired set and age-range
- ▶ Grids are editable!



The screenshot shows the Clicker Explorer application window. The title bar reads "Clicker Explorer". The interface includes a "Quick Start" button and a "Files" folder icon. The main content area is titled "LearningGrids" and features a search bar with the text "halloween". Below the search bar is a "Crick software" logo and a "Sign up now for our free newsletter!" link. The interface is divided into several sections:

- Navigation:** A sidebar on the left contains icons for "Shared Files", "LearningGrids" (highlighted), "Examples", "Desktop", "My Documents", and "Removable".
- Search and Filter:** A search bar contains "halloween". Below it is an "Age:" filter with a slider ranging from 3 to 18. To the right, there are checkboxes for "Sentence Sets", "Connect Sets", "Word Banks", "Clicker Board", "Clicker Books", "Talk Sets", "Matching Sets", and "Custom Sets".
- Categories:** A list of categories is shown on the left, including Arts, Citizenship, Early Learning, Geography, History, Language Arts, Literature, Math, Quick Starts, Science, and Themes.
- Search Results:** Three results are displayed, each with a thumbnail, title, description, and action buttons:
 - The Halloween Party - Listen and Find Two:** A Custom Set for ages 4 to 6. Description: "In this Custom Set based on a group of children at a Halloween party, students match pictures to spoken sentences. Their choices are summarized on the final page, enabling you to assess performance. Students can read the sentences in the Clicker Book 'The Halloween Party - Read a Book.'" Action buttons: "Run Now" and "More".
 - The Halloween Party:** A Connect Set for ages 5 to 6. Description: "With this Connect Set, students write about activities associated with a Halloween party." Action buttons: "Run Now" and "More".
 - Halloween:** A Word Bank. Description: "This Word Bank supports writing about Halloween. The vocabulary focuses on traditional games and..." Action button: "Run Now".

At the bottom right, there are "Open" and "Cancel" buttons.

Outside Training for Clicker


▶ **Clicker Videos and Downloadable PDFs:**

<https://www.cricksoft.com/us/training/retired-products/clicker-7-training>



90-second training

Read & Write 12



Available for all LWSD Students & Staff

Elementary Students:

- Download in Software Center

Secondary Students:

- On Desktop
- Firefox plug-in in Software Center

Read & Write 12

A floating toolbar that supports students with:

- Reading Tools
- Writing Tools
- Vocabulary Support
- Research Tools
- Study Skills Tools



*Handout

Read & Write 12

Reading

- Read Aloud (Text-to-Speech)
- Dictionary with Graphic Support
- Translation Tools

Writing

- Word Prediction
- Speak as I Type (Audio Feedback)
- Spell Check & Grammar Check

Vocabulary Supports

- Create Vocabulary List with Graphic Support

Research & Study Tools: Highlighting Tool

- Use Highlight Tools to Pull Important Information
- Gather Research and Compile in One Step

Physical description [change | change source]

All penguins have a white belly and a dark, mostly black, back. This is a type of **camouflage** to keep their backs from being seen when swimming penguins are in the water with the dark water.

The biggest penguin is the Emperor penguin. Penguins have woolly down feathers. Penguins have become extinct. They have become extinct.

Life [change]

Most penguins live in the Southern Hemisphere. They eat. The father penguin has to find each other. Hungry penguins may be killed.

Diet [change]

Penguins eat krill. They eat there because of the mud. Penguins cannot taste fish. This was discovered when a research team noticed they were missing.

called **countershading**. When the light is coming from above, the dark back makes them difficult to see. They can weigh almost 100 pounds (45 kg). They have short, stiff feathers, and their **feathers** are very thick. They are covered with a type of oil that makes them waterproof. They cannot walk well, so they waddle. They have **hearing** and can see **underwater**.

only one. After the penguins mated, the father penguin kept the chicks warm after hatching. They return from the feeding grounds. They return to the nest to find out if they are. If one parent dies, the other parent will raise the chick.

cean, which they catch. They also eat squid. In most species the birds are monogamous.

Dictionary


camouflage

Advanced Web Dictionary

Noun





1. Fabric dyed with splotches of green and brown and black and tan; intended to make the wearer of a garment made of this fabric hard to distinguish from the background.
synonyms: camo

Pictures



Read Write 12 Vocabulary Example

Johnstown Flood Vocabulary List

Word	Meaning	Symbol	My Definition	
catastrophe	calamity, catastrophe, disaster, tragedy, cataclysm -- an event resulting in great loss and misfortune; "the whole city was affected by the irremediable calamity"			
clientele	clientele, patronage, business -- customers collectively; "they have an upper class clientele"			
neglected	neglected, unattended -- lacking a caretaker; "a neglected child"; "many casualties were lying unattended"			
prosperous	comfortable, easy, prosperous, well-fixed, well-heeled, well-off, well-situated, well-to-do -- in fortunate circumstances financially; moderately rich;			

Outside Training for Read and Write

Read and Write for Windows Video Playlist:

<https://www.youtube.com/playlist?list=PLvSZbmGbKpCQEI1OB-nu-wA5KexHppO9C>

Read and Write Support and Training: <https://www.texthelp.com/en-us/support/training/>

Snap & Read

- Reads Text Aloud
- Works on PDFs, Images, Websites
- Available for all Elementary and Middle School Students in Software Center
- Available for High School Students upon consultation





Resources

LWSD AT Website

- <https://www.lwsd.org/programs-and-services/special-services/assistive-technology>

Tool Specific Training (see previous slides)

Contact IEP Team for Support



AT Contact Info

Taylor Phu

Elyse Reynolds

Phone:

425-936-1200, ask for Assistive Technology

Email:

SSASSISTIVETECH@LWSD.ORG