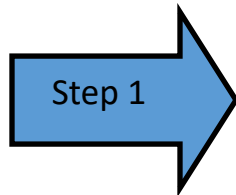


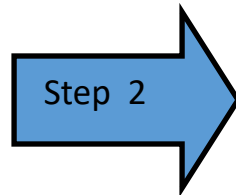
Address Change

Student Enrollment

Form must accompany proof of residency. See Enrollment Requirements to determine documents accepted as proof of residency. Bring completed form along with required documentation to the Student Enrollment Office located in the Rochester Schools Administration Center at 501 W. University, Rochester MI.

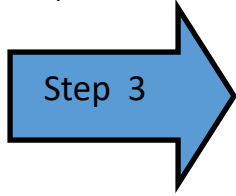


List Names of Children	Current School	New School	ID#

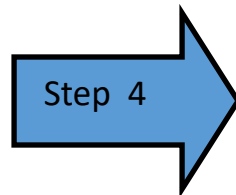


New Address	Old Address

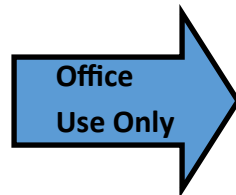
Does your child receive transportation services? Yes No Is this Special Education Transportation? Yes No



New Phone Number	Replacing Old Phone Number	New E-mail	Replacing Old E-mail



Print Parent/Guardian Name
Parent/Guardian Signature
Today's Date



Transfer Date	
Census Zone	