

2019 Middle School Boundary Adjustment Process

Advisory Committee Mtg #9

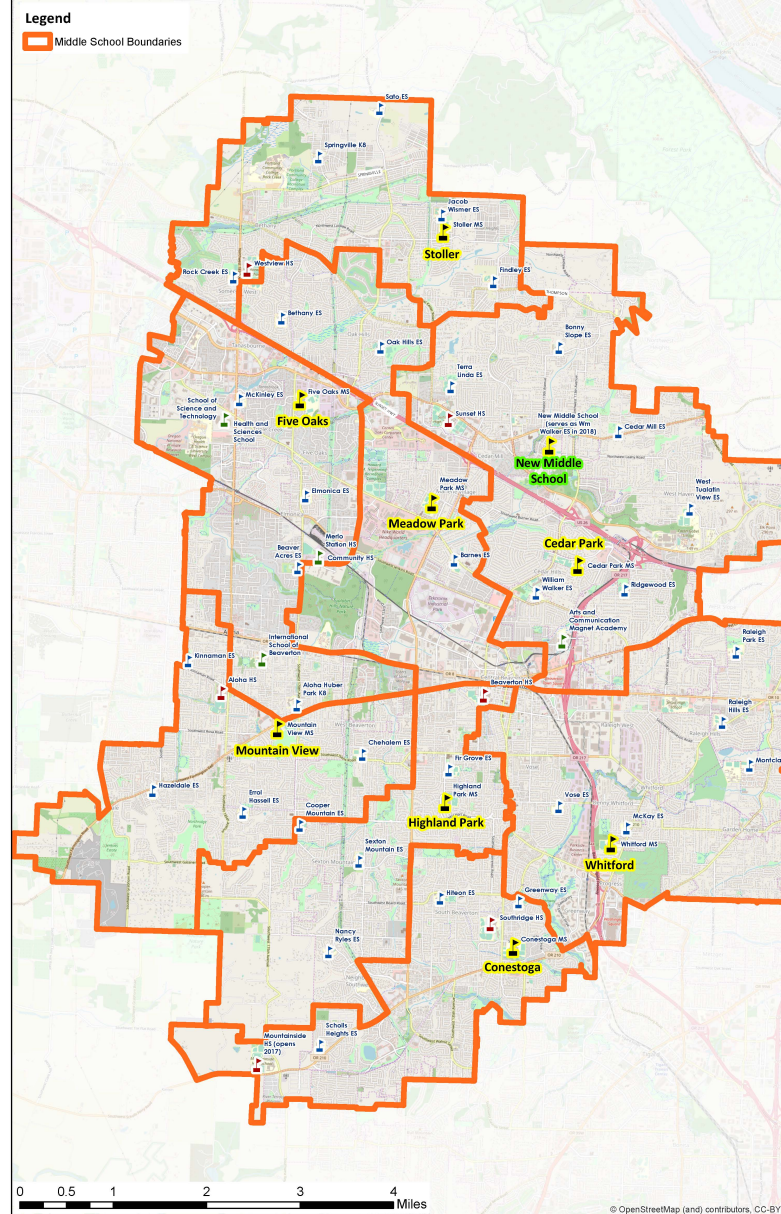
Whitford Middle School

February 25, 2020

Middle School Boundaries 2018-19 School Year



February 4, 2019



Meeting Expectations

- We assume best intentions - we all want the best for all of our students;
- We listen intently to understand better;
- We are open to considering new ideas;
- We remain open to influence and are not judgmental;
- We will consider all options;
- There are no bad questions;
- Our interactions will be done with respect; and
- We will respect opposing viewpoints.

School Board Objectives for the Boundary Adjustment

1. Create an attendance boundary for the Timberland-area middle school that provides a projected student population sufficient for comprehensive middle school programming.
2. Adjust the attendance boundary for Stoller MS to provide a projected student population of approximately 90% of the permanent capacity of Stoller MS.
3. Review and adjust the attendance boundaries of other middle schools, as needed, to accommodate the new Timberland-area middle school boundary.
4. If warranted, study and recommend minor adjustments to elementary and/or high school attendance boundaries in order to reconcile split feeder patterns or otherwise improve the alignment of attendance boundaries between all school levels.

[Adopted June 24, 2019](#), as per Board Policy JC

Policy JC Factors

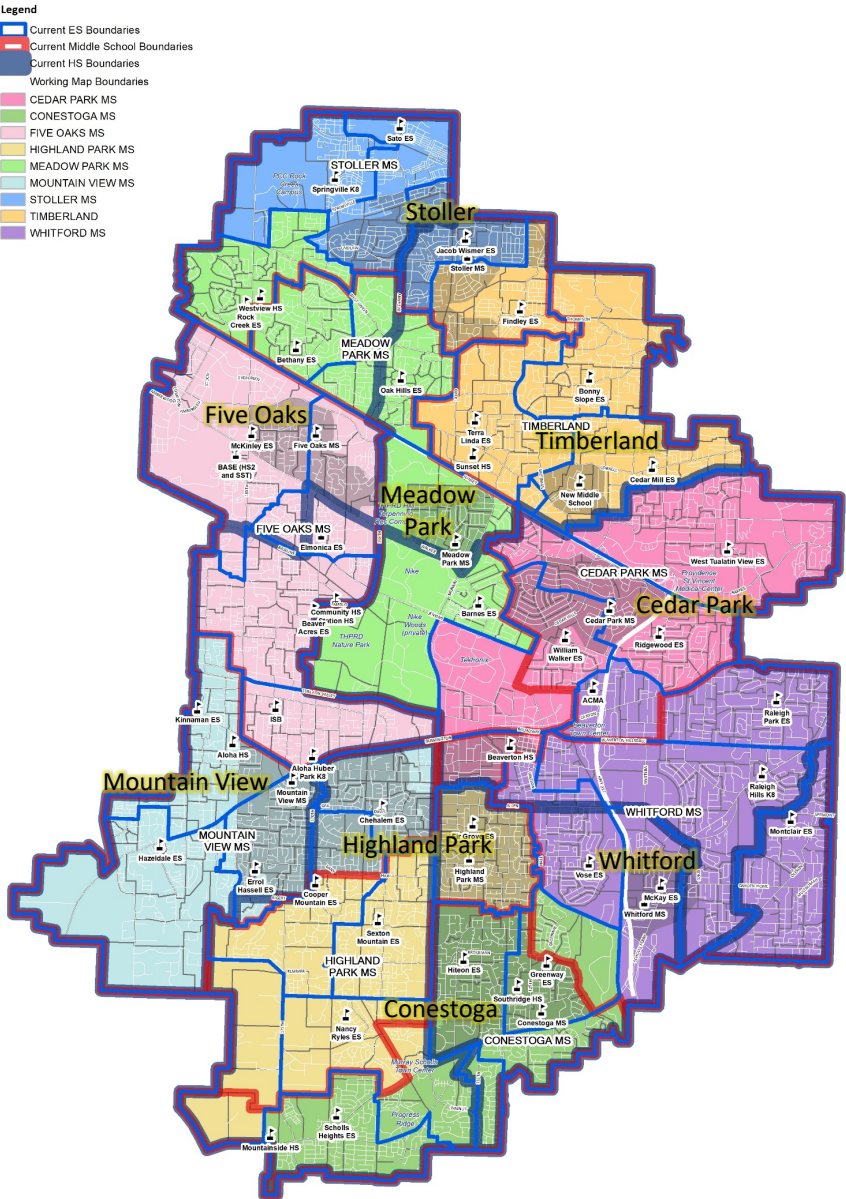
“The Board recognizes that there are multiple factors to consider in satisfying the objectives of a boundary adjustment. Those factors may include, in no particular priority:

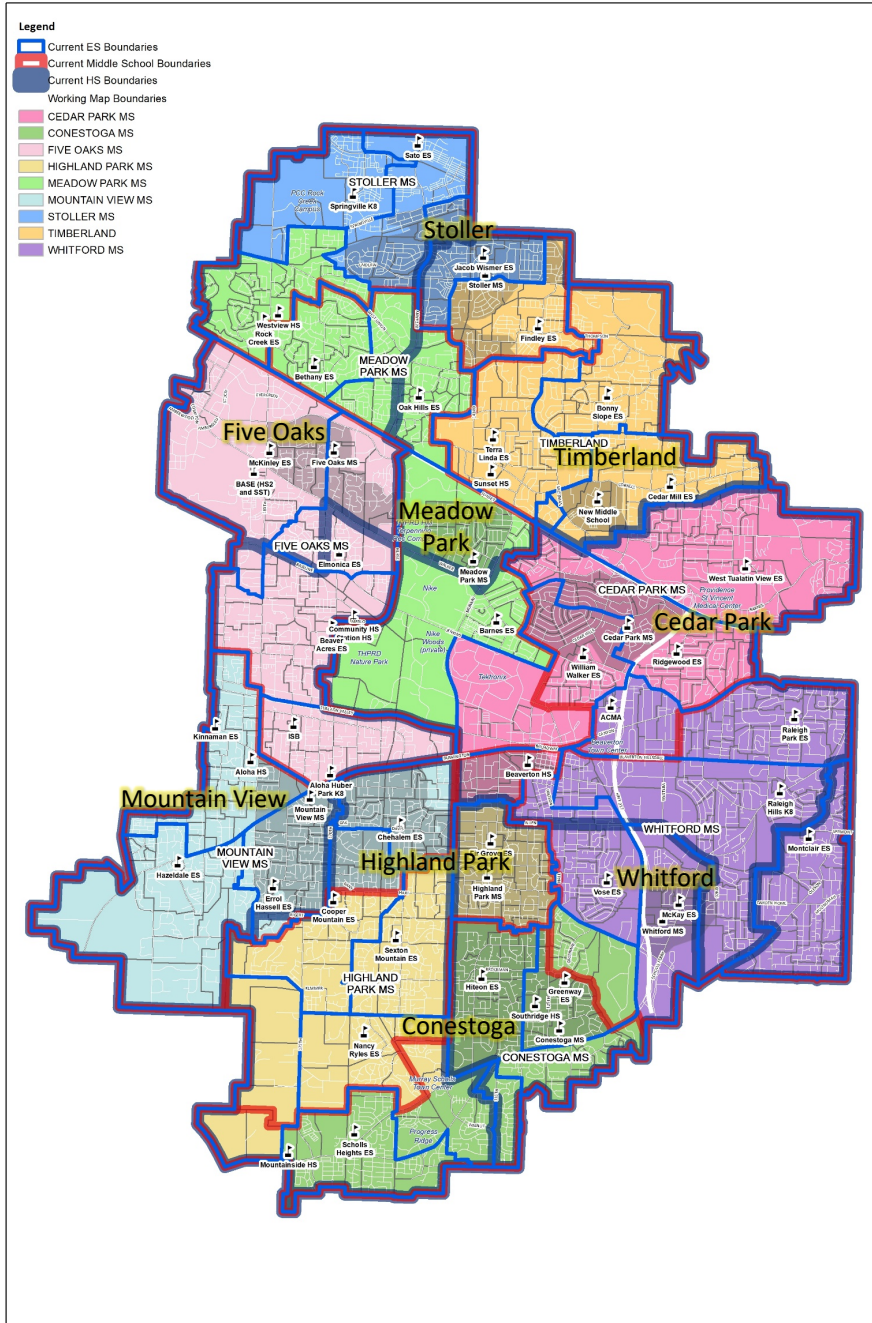
- Student body composition;
- Current and future availability of space at a school;
- Feeder patterns from elementary, middle to high school; and
- Neighborhood proximity and accessibility.”

Tonight: One Map

1. February 25th Working Map

MS Boundaries: February 25 Meeting Workmap



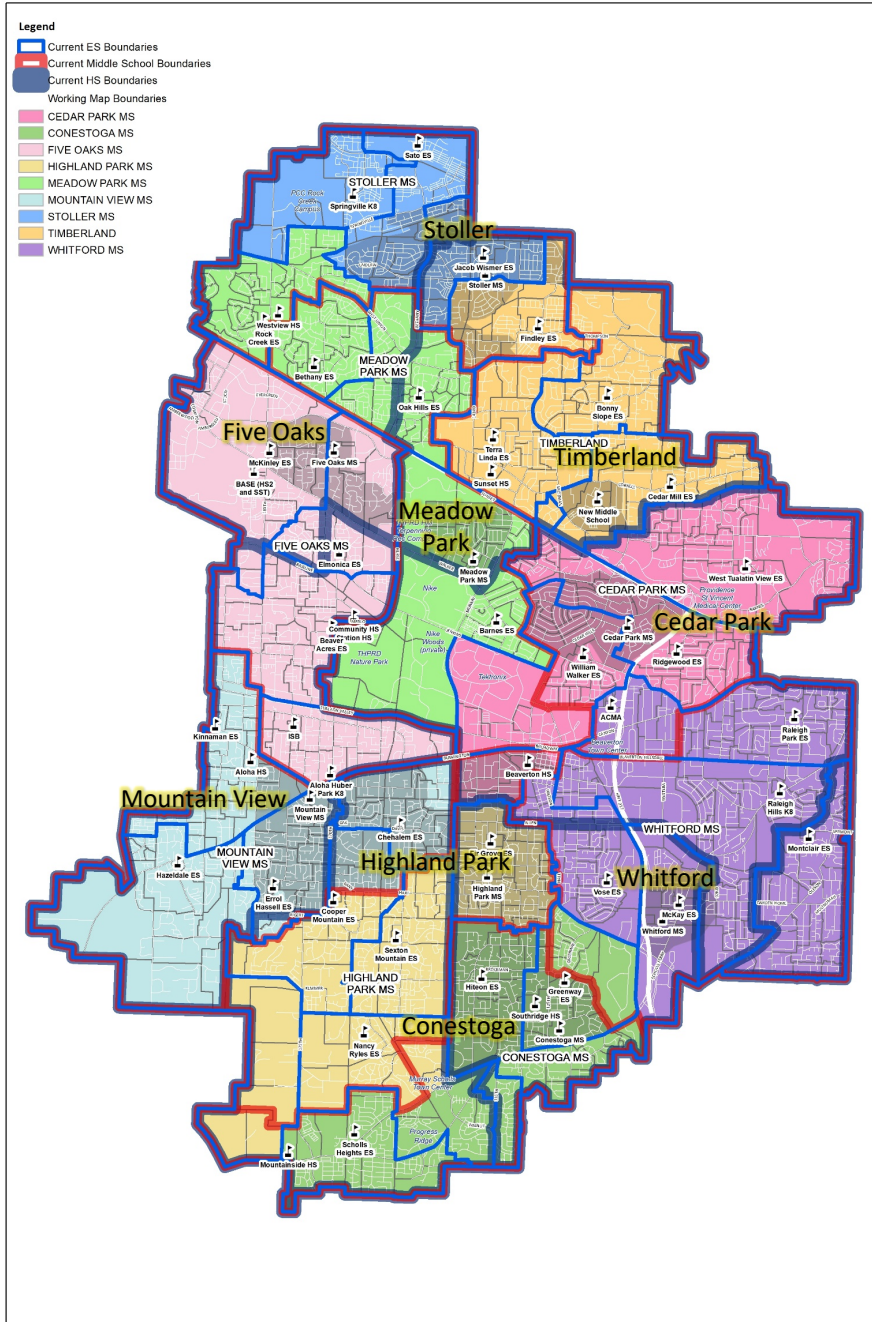


Committee February 25th Workmap

Demographics

Current Boundaries										
Race / Ethnicity	Cedar Park	Conestoga	Five Oaks	Highland Park	Meadow Park	Mountain View	Stoller	Timberland	Whitford	District
American Indian/ Alaska Native	0%	0%	0%	0%	0%	0%	0%	0%	0%	0%
Asian	11%	12%	13%	10%	14%	8%	45%	0%	3%	17%
Black /African American	2%	3%	5%	3%	3%	3%	2%	0%	3%	3%
Native Hawaiian / Pacific Islander	1%	1%	1%	1%	1%	1%	0%	0%	0%	1%
White	59%	56%	32%	59%	43%	46%	37%	0%	46%	46%
Hispanic / Latino	19%	19%	43%	18%	31%	33%	8%	0%	40%	25%
Multiracial	8%	10%	6%	9%	7%	8%	6%	0%	7%	8%
Total	100%	100%	100%	100%	100%	100%	100%	0%	100%	100%
February 25th Workmap										
Race / Ethnicity	Cedar Park	Conestoga	Five Oaks	Highland Park	Meadow Park	Mountain View	Stoller	Timberland	Whitford	District
American Indian/ Alaska Native	0%	0%	0%	0%	0%	0%	0%	0%	0%	0%
Asian	6%	12%	13%	10%	17%	8%	50%	29%	3%	17%
Black /African American	3%	3%	5%	3%	3%	3%	2%	1%	3%	3%
Native Hawaiian / Pacific Islander	1%	1%	1%	1%	1%	1%	0%	0%	1%	1%
White	47%	55%	32%	61%	51%	46%	32%	52%	44%	46%
Hispanic / Latino	37%	20%	43%	15%	21%	33%	9%	9%	41%	25%
Multiracial	7%	9%	6%	10%	8%	8%	6%	8%	7%	8%
Total	100%	100%	100%	100%	100%	100%	100%	100%	100%	100%
Change										
Race / Ethnicity	Cedar Park	Conestoga	Five Oaks	Highland Park	Meadow Park	Mountain View	Stoller	Timberland	Whitford	District
American Indian/ Alaska Native	0%	0%	0%	0%	0%	0%	0%	0%	0%	0%
Asian	-5%	0%	0%	0%	2%	0%	4%	29%	0%	0%
Black /African American	1%	0%	0%	0%	0%	0%	0%	1%	0%	0%
Native Hawaiian / Pacific Islander	0%	0%	0%	0%	0%	0%	0%	0%	1%	0%
White	-12%	0%	0%	3%	7%	0%	-5%	52%	-2%	0%
Hispanic / Latino	18%	1%	0%	-4%	-10%	0%	1%	9%	2%	0%
Multiracial	-2%	0%	0%	1%	1%	0%	-1%	8%	0%	0%
Fiaures include all K-12 students as of 2019-20 school year										

Figures include all K-12 students as of 2019-20 school year

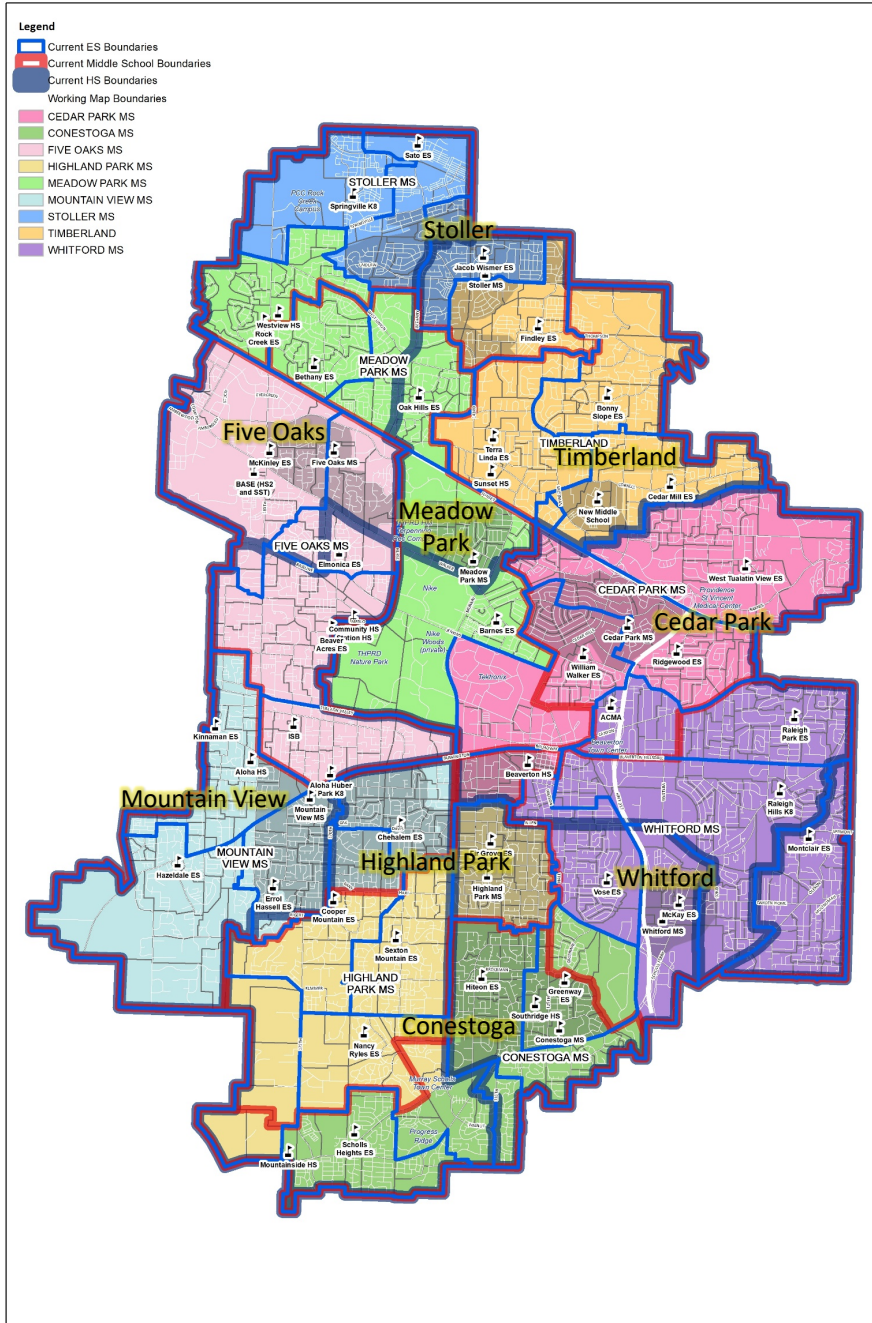


Committee February 25th Workmap

High School Feeder Patterns

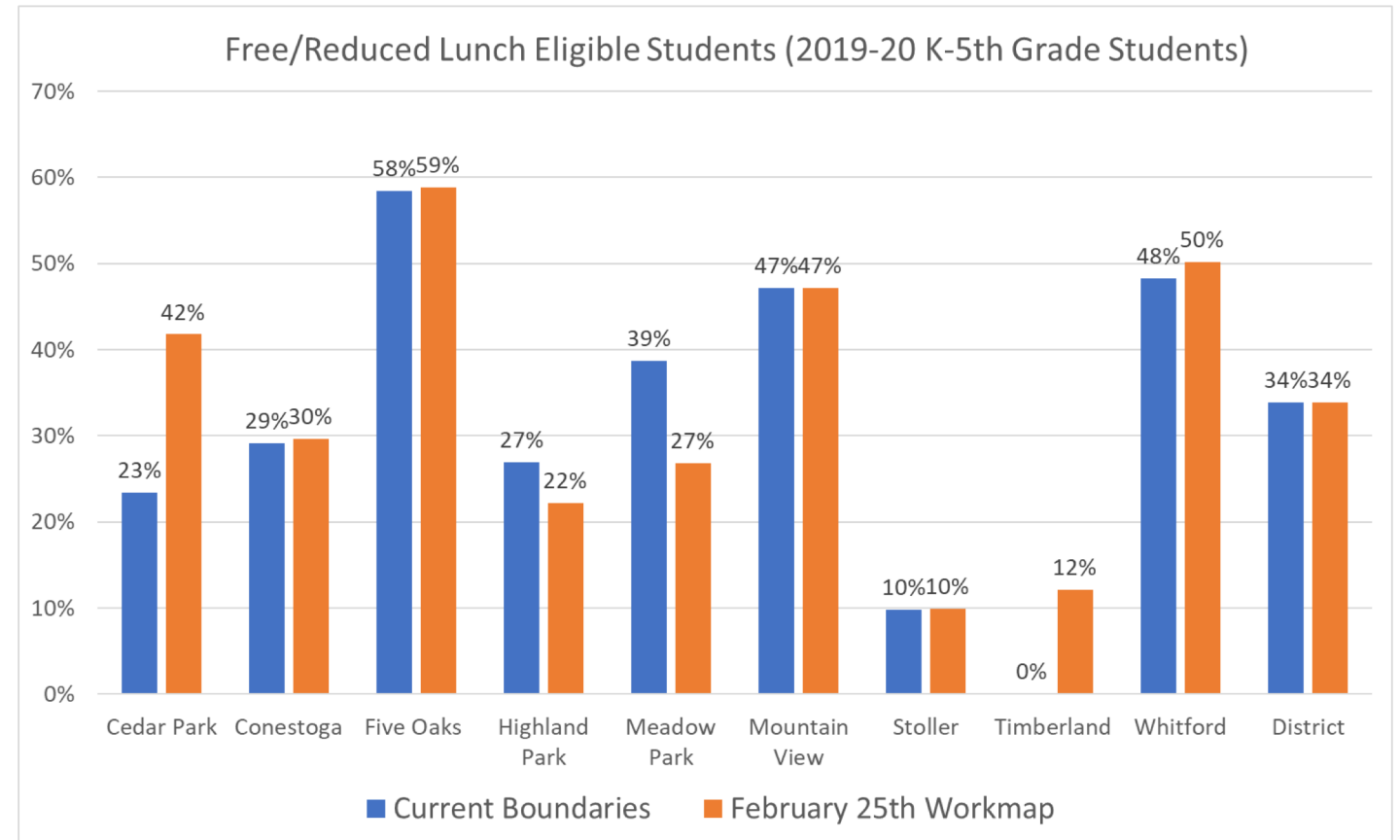
		Aloha	Beaverton	Mountainside	Southridge	Sunset	Westview
Existing Boundaries		Receives % of students from	Receives % of students from	Receives % of students from	Receives % of students from	Receives % of students from	Receives % of students from
Feeds to:		↓	↓	↓	↓	↓	↓
Cedar Park	BHS, SUN		41%			45%	
Conestoga	MHS, SRHS			39%	45%		
Five Oaks	AHS, WHS	51%					24%
Highland Park	BHS, MHS, SRHS		7%	43%	18%		
Meadow Park	BHS, SUN, WHS		22%			14%	23%
Mountain View	AHS, MHS	49%		18%			
Stoller	SUN, WHS					41%	53%
Timberland	N/A						
Whitford	BHS, SRHS		31%		37%		
Total		100%	100%	100%	100%	100%	100%
February 25th Meeting Map		Aloha	Beaverton	Mountainside	Southridge	Sunset	Westview
		Receives % of students from	Receives % of students from	Receives % of students from	Receives % of students from	Receives % of students from	Receives % of students from
Feeds to:		↓	↓	↓	↓	↓	↓
Cedar Park	BHS		52%				
Conestoga	MHS, SRHS			37%	47%		
Five Oaks	AHS, WHS	52%					24%
Highland Park	MHS, SRHS			45%	18%		
Meadow Park	BHS, SUN, WHS		12%			14%	37%
Mountain View	AHS, MHS	48%		18%			
Stoller	SUN, WHS					17%	39%
Timberland	SUN					69%	
Whitford	BHS, SRHS		36%		34%		
Total		100%	100%	100%	100%	100%	100%

Note: Figures represent K-12 totals for SY 2019-20



Committee February 25th Workmap

Poverty Indicator



Student Poverty Measures

- Because it is difficult to predict future Free/Reduced rates, we have been using the combined residential population for each MS boundary as an approximation.
- This has varied from the actual attending F/R %s reported – likely due to Option school attendance patterns
- In some cases, such as Mountain View & Cedar Park MS, the F/R % of students in attendance is higher than the resident population
- We have adjusted the methodology to include just the K-5 resident population, as those students will be matriculating up into the eventual MS boundaries

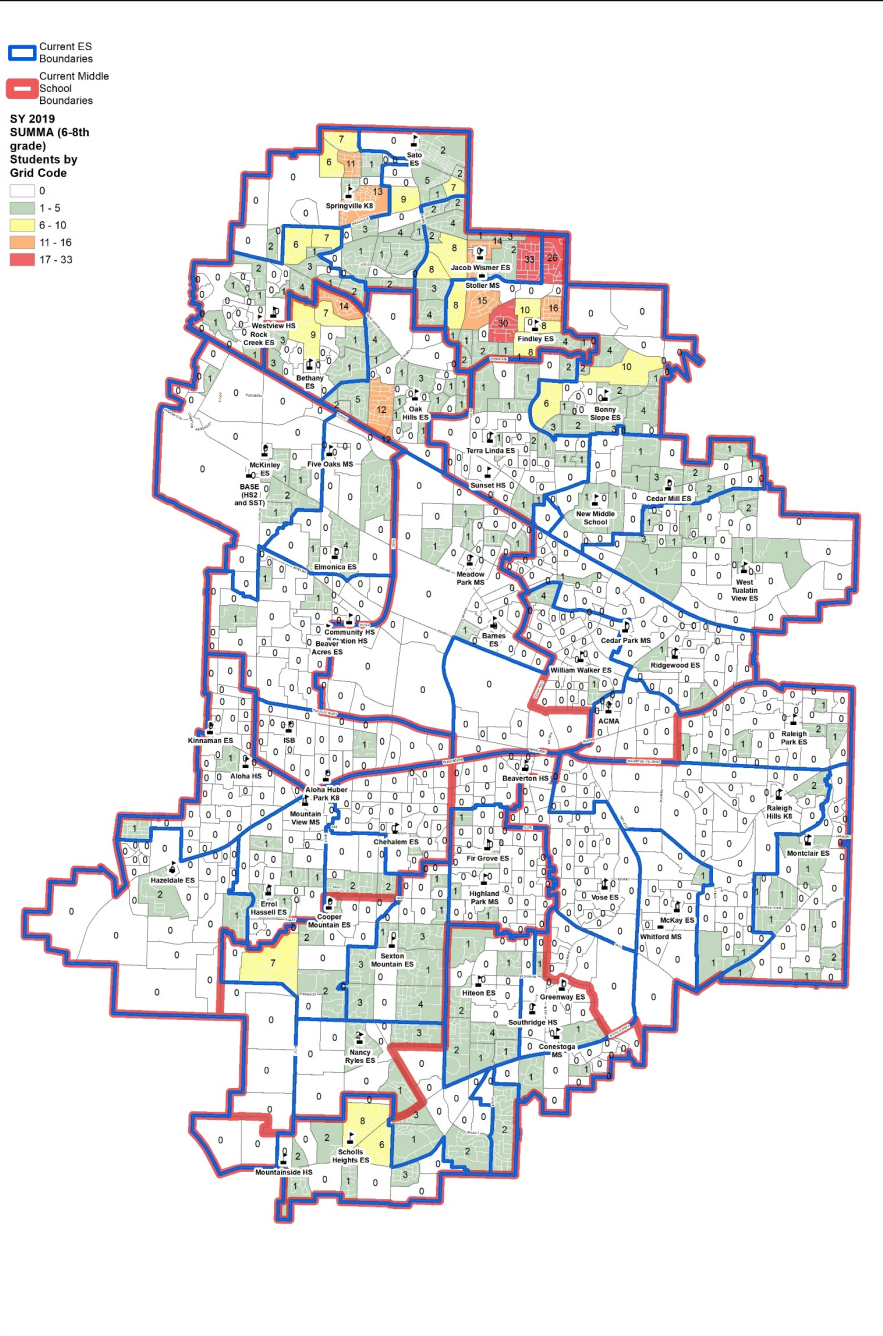
Student Poverty Measures

- Comparison of F/R measurements

[illegible]

SUMMA Attendance By Grid Code

SUMMA Students by Grid Code: SY 2019-20 (6-8th Grades)



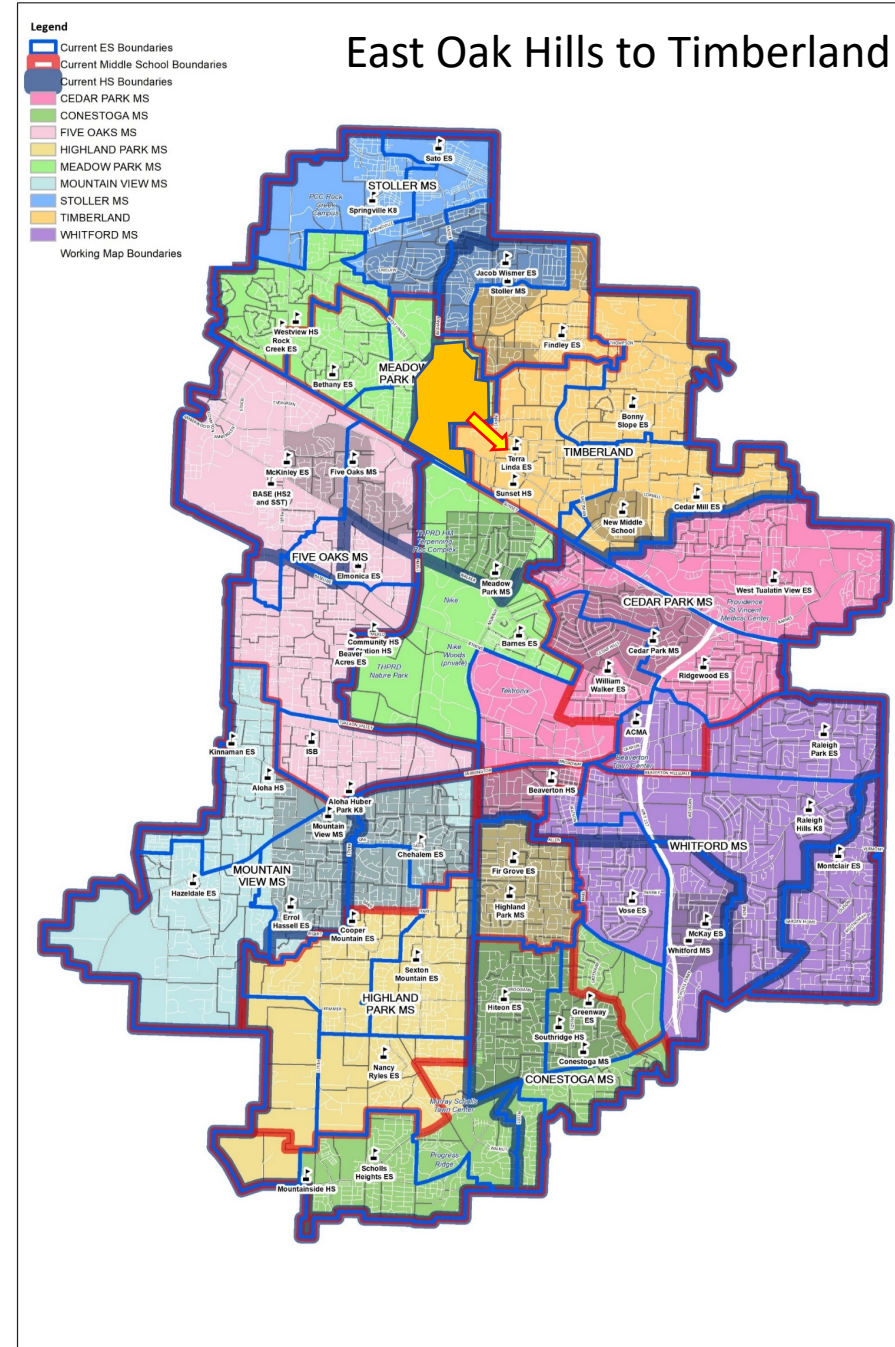
MSBA Advisory Committee Schedule

Meeting Date & Location	Potential meeting subjects
Thursday, March 12, 2020 Mountain View MS	<ul style="list-style-type: none">• Finalize boundary recommendation

Questions and Committee Direction

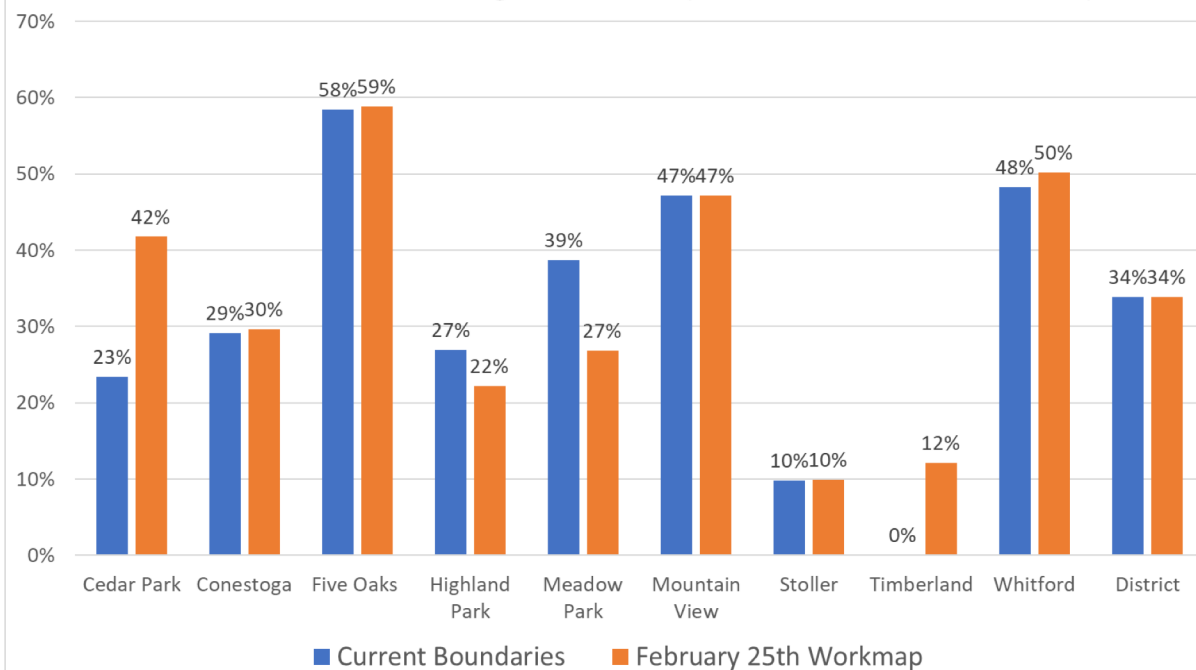
February 25th Map: Oak Hills to Timberland

MS Boundaries:
February 25, 2020 Workmap

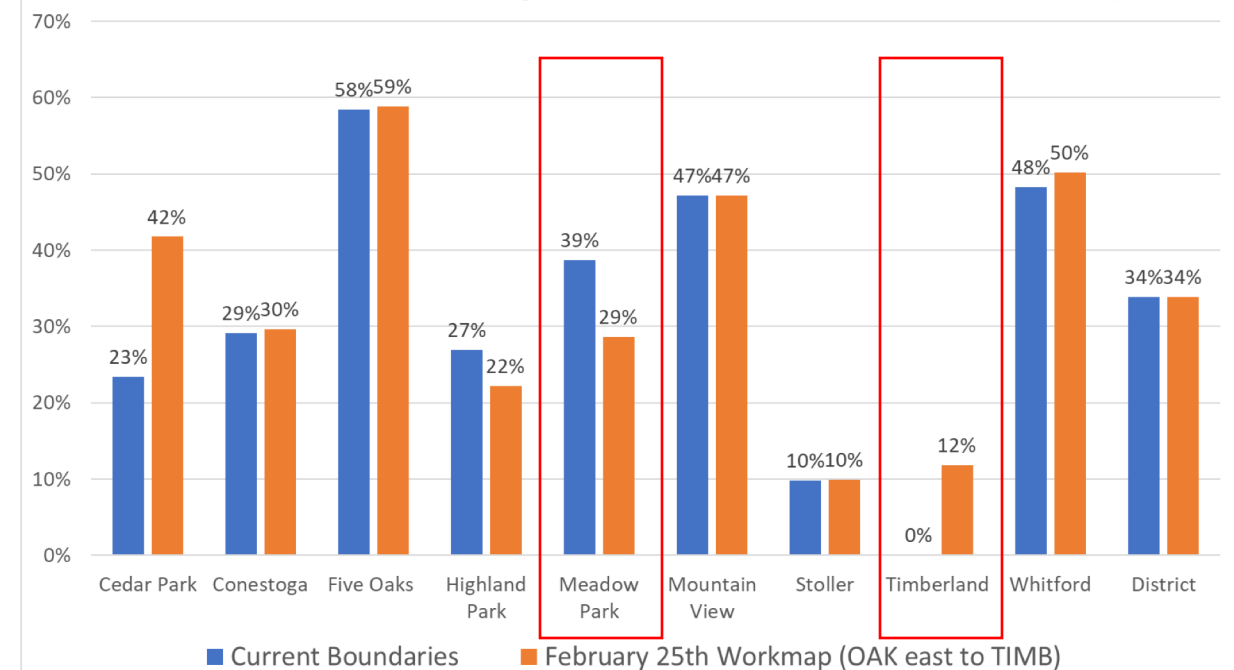


February 25th Map: Oak Hills to Timberland

Free/Reduced Lunch Eligible Students (2019-20 K-5th Grade Students)

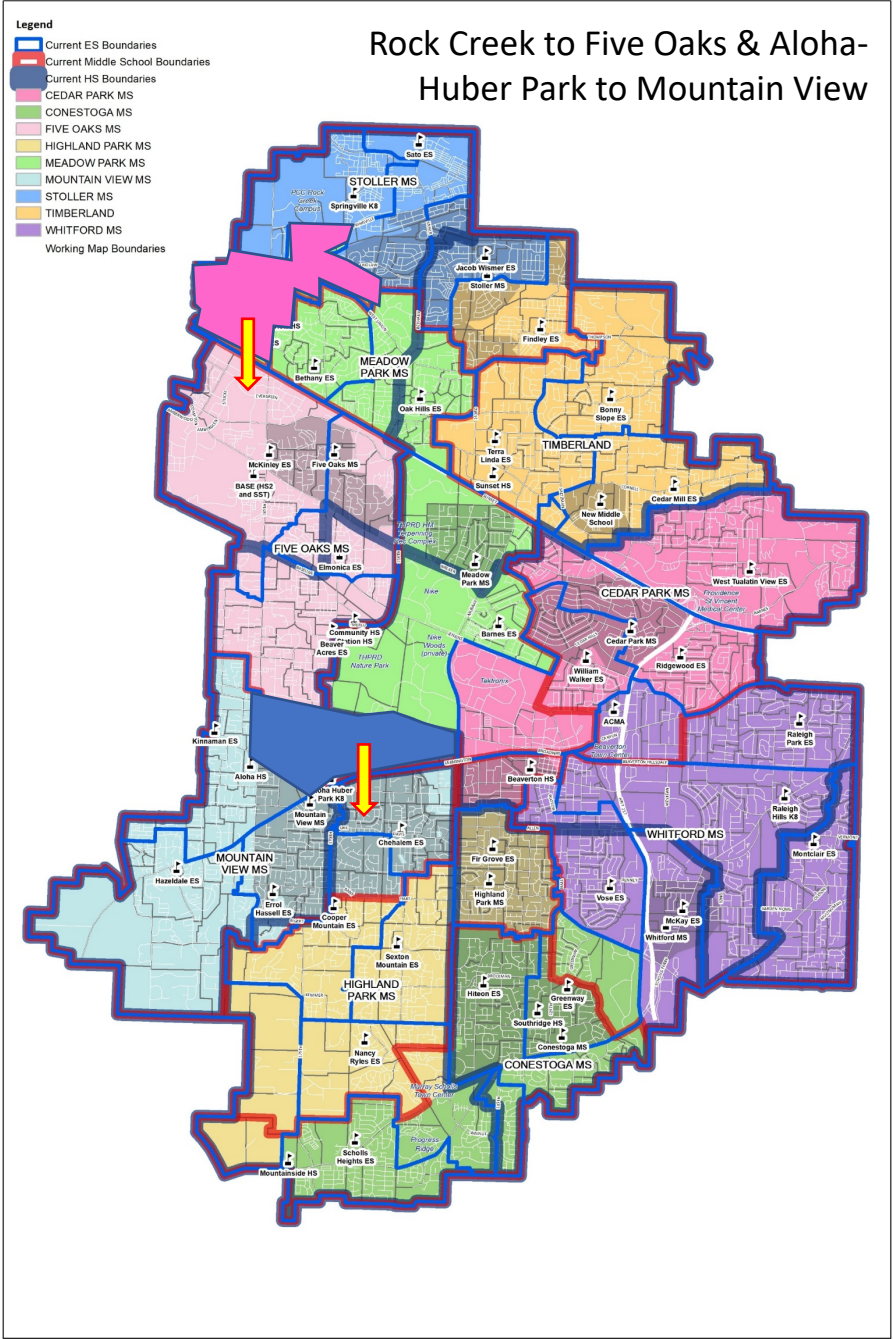


Free/Reduced Lunch Eligible Students (2019-20 K-5th Grade Students)



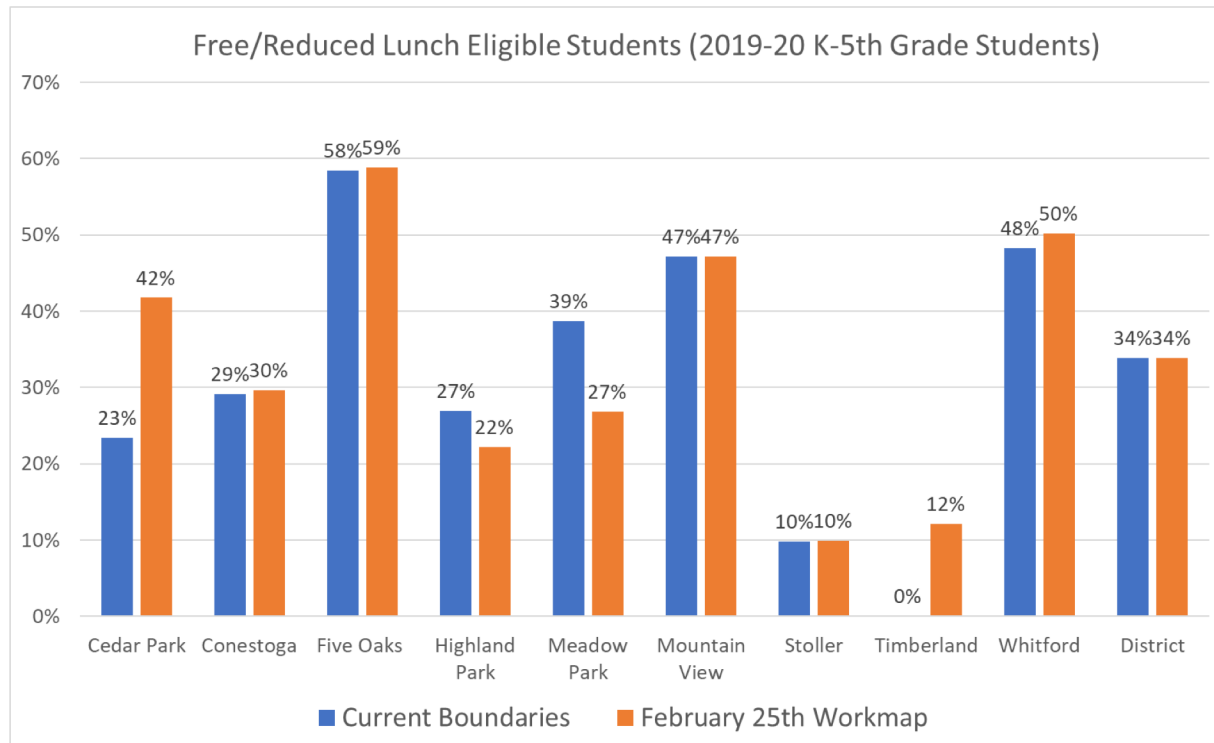
February 25th Map:
Rock Creek to Five
Oaks & Aloha-Huber
Park to Mountain
View

MS Boundaries:
February 25, 2020 Workmap



February 25th Map: Rock Creek to Five Oaks & Aloha-Huber Park to Mountain View

February 25th Map



February 25th Map with Rock Creek / AHP Shift

