

SUBMITTED	NAME	EMAIL	ELEMENTARY	MIDDLE	HIGH	OPTIONS	COMMENTS
02/22/2020 7:37 PM	Abby	Abbyjo@gmail.com	Springville K-8	Stoller MS	Westview		Good evening BSD, Thank you BSD staff for your hard work on the new map. Every school is now within a reasonable range of choice. Each community is also relatively complete. At least treat every child with the same attitude. Summa is also an optional program for community neighbors. It is now that most ordinary children need more attention and help. In 2025 on the new map, Stoller will be at only 89.5% total capacity. Definitely sustainable. Thank you.
02/22/2020 8:07 PM	Ajinkya Rapartiwar	Jinx41@yahoo.com	Springville K-8	Stoller MS	Westview		You see schools are not built where it should be built. Everyone knows that. If walkability is preserved, people will try to buy home only in the walkable area. This will increase home price and will reduce economic diversity. Therefore, although walk ability is preferred it should never be made mandatory. Infact that is why walk ability is referred to as elitist approach. Also this same logic will justify why so many Summa kids live near Stoller.
02/22/2020 8:09 PM	Ajinkya Rapartiwar	Jinx41@yahoo.com	Springville K-8	Stoller MS	Westview		SUMMA in Timberland makes most sense with the concentration of SUMMA students in Findley and East Jacob Wismer. SUMMA out of Stoller makes most sense because the neighboring communities like North Bethany Does not have any other proximal middle school other than Stoller. There is a scarcity of middle school up in the north but we have more availability of space in the east. Some walkable kids of summa would need to be bused to Timberland but ALL Students will have a regular middle school that is in the proximity of their community. Please do not rip apart communities and children while prioritizing and options program at Stoller.
02/22/2020 8:11 PM	Ajinkya Rapartiwar	Jinx41@yahoo.com	Springville K-8	Stoller MS	Westview		Thanks for the current map. As discussed by the committee, moving Summa from Stoller will reduce overcrowding. The Stoller MS enrollment for SY 2021-22 does not meet the Board Objective of approximately 90% permanent capacity with the SUMMA program at the school. This can be easily solved by relocating Summa to Timberland or Five Oaks. Relocating Summa will keep Stoller MS enrollment at 88% for 2021-22.
02/22/2020 2:03 PM	Akhil Sharma	Sharma.akhil@yahoo.com	Springville K-8	Stoller MS			Thank you committee for doing the right thing and keeping Springville at Stoller. Springville elementary is farther than any other elementary school from five oaks and if parents from other schools hadn't drawn maps sending Springville to five oaks which was so surprising and illogical from day one, we would not even discuss this and would have been done by now. Thanks for resetting and moving away from illogical maps.
02/22/2020 2:11 PM	Akhil Sharma	sharma.akhil@yahoo.com	Springville K-8	Stoller MS			Dear committee, I want to thank you for the right decisions and coming up to the final working map. There is a lot of logic and sense in the current map. It solves most of the issues. In 2025 there is a possibility of going above 100% capacity, but you know what projections aren't always true. As recent as last year projections turned out to be wrong which resulted in 30 million dollar adjustment to BSD budget. There is an eventual decline in numbers and probably we may have few extra kids which is totally adjustable. You know it and you are doing what is right. Thanks a ton for keeping Springville's issues in mind and not sending kids 5 miles away from their homes.
02/22/2020 12:15 AM	alivia sil	alivia2001@gmail.com	Findley Elem	Stoller MS	Sunset		The current working map for february 25 meeting has entire findley at Timberland. While this is not the best solution for findley, but given the current situation, for the greater good of the community since entire findley is at Timberland as a findley parent I accept this decision. Having said that, stoller numbers are way over capacity on the current map by keeping summa at stoller. Hence along with entire findley, entire summa should also move to timberland both to meet the numbers and respect the sacrifice of findley kids towards leaving there neighborhood school for greater good..
02/22/2020 2:44 PM	Allison Alti	allison2688@gmail.com	Springville K-8	Stoller MS	Westview		Findley is south of Springville. Why is there no talk of busing them down Bethany to Five Oaks? Why is Springville, a school on the northern boundary, supposed to be bussed? Playing favorites with schools is not a good look!
02/22/2020 7:35 PM	Allison Alti	allison2688@gmail.com	Springville K-8	Stoller MS	Westview		Parents pay high property taxes to live in Springville school district, knowing the sacrifice is worth it for the great schools. Why should they pay high taxes to have their kids shipped to a long bus ride in the underperforming Five Oaks school? Why is it ok to punish Springville students? BSD will lose per student funding if Springville cannot attend Stoller because many families will enroll those students in private schools for middle school. If a new middle school was built for Springville students, it needed to be built closer to that attendance boundary than Stoller.
02/22/2020 10:50 PM	Amber Zhang	woshizhangxiaoyan@hotmail.com	Findley Elem	Stoller MS	Sunset		If SPV feeds Stoller, then Stoller summa needs to go to Timberland. With Terra Linda adding to Timberland at the same time, Timberland is over capacity in 2021. There are only two meetings before the final decision made. Pls make the number works as that is the highest priority. The latest map tells me that SPV goes to Stoller & #61; Terra Linda cannot stay in Timberland.
02/22/2020 12:16 AM	Amber Zhang	woshizhangxiaoyan@hotmail.com	Findley Elem	Stoller MS	Sunset		The Feb.25th map feels like we are going back to the starting point. I do not understand after so many meetings and discussions, why do we still choose to ignore data. First, I request BSD to show data from 2021-2025 Instead of just two data points. I understand the expectation is 90% of permanent capacity in 2021, so we may achieve that by moving summa, but it is important to let people know from which year Stoller is going to use portable seats. Is it 2022? Do we spend all the time and effort to solve the problem for two years only?
02/22/2020 3:20 PM	Amelia Carnahan	carnahancamp@gmail.com	Oak Hills Elem				In the final days of middle school boundary decision making, I sincerely hope that someone on this board decides to advocate for Oak Hills Elementary School. We are a small school and we are struggling to have our voices heard. We are made smaller because Oak Hills Elementary School EAST follows a different high school feeder pattern than Oak Hills Elementary School WEST. What we want you to know: Oak Hills (East and West) is NOT in disagreement in what we want from the boundary committee. We want Oak Hills Elementary School West to go to Meadow Park because they will be feeding into Westview High School with other students from Bethany and Rock Creek. We want Oak Hills Elementary School EAST to go to TIMBERLAND because they will be attending middle school with other students feeding into Sunset High School. This is the only feeder pattern that makes sense! Oak Hills Elementary East should not be sent to Meadow Park which is already at capacity! This completely isolates a small group of students and creates a feeder pattern that makes no sense! While Barnes Elementary feeds into Meadow Park and then Sunset it is important to make it clear that they are a dual language program and they are their own entity! Oak Hills Elementary EAST kids are on their own when they go from Meadow Park to Sunset high school. Fix this grave error now before more students are negatively impacted. Please! Before this conversation is over and the maps are locked in, advocate for Oak Hills Elementary School EAST by sending them to Timberland.
02/22/2020 7:45 PM	Aminath Nazhath	nazu03@gmail.com	Rock Creek Elem	Stoller MS	Westview		Please keep Rock Creek at Meadow with Bethany and Oak Hills as is shown under February 25 meeting agenda. This is one of the very few options that balances Rock Creek academically. Assuming this will be a really good deal and something that all the Northern schools will accept. I know it increases commute time for Rock Creek but willing to sacrifice commute time for academic balancing.
02/22/2020 6:06 PM	Anabella castrege	anabellacastrege@gmail.com	Findley Elem	Stoller MS	Sunset		Please don't split up Findley! Doing so is not putting the children's best interest first, dividing them before such a big transition to middle school would be quite cruel. All FE in Stoller.
02/22/2020 8:15 AM	Anand	krecmech@gmail.com					*****FINALLY A GOLD MAP***** Hopefully everyone can come to consensus on this Map if or any modification required. 1-Resident students over Summa kids. Summa needs to be at Timberland and reducing crowding at STROLLER. - OBJECTIVE 2-Findley ES - NO SPLIT - Keeps community together but we add NO BUS ZONE to be BUSED. 3-Springville ES - NO SPLIT - No Change feeding to STROLLER. No impact to 500+ kids and keeps the neighborhood communities together. 4-Rock Creek ES - NO SPLIT - Keeps neighborhood with Bethany ES. Will travel more but that is acceptable avoiding commute on 185.5-Terra Linda ES - YEHHHH. They get to go Timberland. Improves TRANSPORTATION 6-Jacob ES - Only impact is for SUMMA Optional Program. These numbers change and no guarantee more SUMMA kids will be from JW.
02/22/2020 8:44 PM	Anand	krecmech@gmail.com					Thank you Advisory Committee and BSD for putting a MAP that should work for most of communities- Keeping SUMMA at STROLLER will not achieve 90% in 2021. Taking SUMMA to TIMBERLAND makes most sense. Since FINDLEY has most SUMMA kids and entire FINDLEY in TIMBERLAND only makes sense and also reducing the crowding in STROLLER. 2- Also economic diversity works best in this MAP3- TerraLinda in Timberland : Based on parents testimony. 4-Keeps community together more than anything else
02/22/2020 9:05 PM	Anand	krecmech@gmail.com					Thank you AC and BSD for bringing GOLD map. I am not sure why this was not brought early enough saving everyone's effort. Map achieves all the objectives that are set for 2021. STROLLER is above 100% in 2025 but way below Total capacity. I think this should be fine considering we are looking at 2025. BSD would have set 2025 target if they knew or certain on the numbers. No point in looking at 2025 unless we know what's the target for 2025? After 2025 PSU projects are showing decline in numbers and it should be below Total capacity. Portables can be used to stable the growth projections and with all the investments in Portables let's use to benefit for few more years to come. Transportation costs - BSD main focus is EDUCATION not in how efficient they can transport KIDS. When BSD can spend \$61 million saving few thousands should not take priority in drawing the maps. If BSD wants to save the costs then let's increase the distance from 1.5 miles to 3 miles for NO BUS ZONE.
02/22/2020 4:47 PM	Anandha	hanandhakrishnan@gmail.com	Springville K-8				Thanks to Sparks, BSD staffs and AC committee who has listened to our voice and coming up with a map that helps SPV to stay along with other North bethany community schools. I understand that the capacity may not be under 100% in 2025 however the original Objective is not even about 2025 and 2025 is just a too much projection. Keeping communities together is more important and i feel this map is doing that really good thereby also meeting the board objectives.
02/22/2020 8:23 PM	Andrea Procida	andreawsocki@yahoo.com	Cooper Mountain Elem	Highland Park MS			I was happy to see the newer updated maps keeping Cooper Mountain elementary feeding into the two middle schools like they are now. The big issue is who will be going to Timberland, but that shouldn't change what happens in South Beaverton. We have been fine with the school being split the way it is and are happy keeping it that way. Please keep those of us that are Cooper Mountain & Highland & Mountainside, as is.

02/22/2020 11:20 PM	Andrea Seidman	Alpsting@yahoo.com	Oak Hills Elem				Please end the isolation of Oak Hills East students at Sunset HS by sending them to Timberland MS with Terra Linda ES students. Currently only about 20 Oak Hills students start Sunset high school each year. This means on the first day of school, an Oak Hills East student may recognize only 1% of the student body. The Oak Hills Elem community is already split because we go to different high schools. Splitting the students at the MS level will ensure students continue on to high school with a decent size peer group and not feel isolated. Although we are few, we can help relieve overcrowding at Meadow Park if we go to Timberland.
02/22/2020 8:26 AM	Andriy Kot	kot7ya+bsd@gmail.com	Bonny Slope Elem	Cedar Park MS	Sunset		Strongly support new February 25th Working Map. The map is balanced and solves the overcrowding problem.
02/22/2020 10:56 AM	Anil K Sreeramsetty	anilkumar246@yahoo.com	Oak Hills Elem	Meadow Park MS	Sunset		End isolation of Oak Hills students. Send Oak Hills (East) to Timberland with Terra Linda and Oak Hills (West) to Meadow Park with Bethany. Strengthen the middle school to high school feeder path for Oak Hills students. Fulfill Objective #4. Currently, only 20 Oak Hills students start Sunset each year in a school population of 2000 where they recognize only 1% of the student body. The Oak Hills community agrees to an East/West split at middle school to ensure students continue onto a high school with a decent size peer group. End isolation of Oak Hills.
02/22/2020 10:32 PM	Anitha	Anubangaru4u@yahoo.com	Springville K-8	Stoller MS	Westview		Dear BSD and Committee Members, Findley has the most SUMMA STUDENTS so it makes sense to move SUMMA to Timberland where the majority gets benefits. The concentration of JW SUMMA is also in the east which is also considerably close to Timberland. Also let's keep rock Creek with Bethany their close neighborhood. Thanks
02/22/2020 11:13 AM	Anitha	Anubangaru4u@yahoo.com	Springville K-8	Stoller MS	Westview		Dear BSD and committee members Please keep us with North Bethany community close to neighborhood even if it means using a couple of portables IF NEEDED in 2025 as these are at it best far out estimates, and BSD has always over projected across the district so this 2025 issue might be NON EXISTENT. Even if few students are over the class ideal class size in 2025 does not cause the overcrowding situation. After all, these are just projections. Look at the bright side of keeping SVP in Stoller.
02/22/2020 12:11 AM	Ankita Srivastava	ankitasaxena30@gmail.com	Springville K-8				5 Min extra commute Myth! It is not fair to say it is just 5 mins extra commute to Five oaks from Springville. We should not read too much into those numbers since those do not reflect reality. It claims 3 seconds/kid at a stop. My two kids take more than 15-20 seconds in a mini van to sit. That trial bus was rolling stop signs, avoiding peak hours, not showing real numbers when they arrived at 09:07 and showing 09:05. Why would they even do it! Kids on most days will be barely making to their classes on time, no time for breakfast or after school activities. Even with simple maths Springville to stoller is 2.2 miles and Springville to Five Oaks is 4.6 miles. That is almost 2.4 miles extra in 5 mins.. which means it is an avg speed of ~30 miles/hour for a SCHOOL BUS in a crowded city commute. Even my car averages 16-19 miles/hour while traveling in city which includes stop sign/traffic lights and no kids pick up (it take ~22-25 mins to get to my office which is 7 miles away on 185th going through the intersection of US-26/Cornell so that is the avg speed of a car at around 15-18 miles). So school bus which is supposed to be driving safely, picking up kids can travel extra 2.4 miles in 5 mins is a myth.
02/22/2020 6:29 PM	Ankita Srivastava	ankitasaxena30@gmail.com	Springville K-8				Dear AC Members and BSD Thanks for bringing out a Map which serves the purpose of reducing Stoller to 90% and keeps communities together. I would like to point out few things, JW+ Sato + Spv MINUS SUMMA, MEETS OBJECTIVE IN 2021 and is TOTALLY SUSTAINABLE IN 2025. Please move SUMMA to a school that has the capacity so that neighborhood kids do not have to be isolated from their community. 2025 bsd estimates are very conservative projection. PSU projections are a closer match for the current year. Please keep us with North Bethany community, even if it means using a couple of portables IF NEEDED IN 2025..... as these are at it best far out estimates, and BSD has always over projected across the district so this 2025 issue might be NON EXISTENT. Thank you Ankita
02/22/2020 10:08 PM	Anna Francois	Anna.d.francois@gmail.com	Terra Linda Elem				I am so pleased that Terra Linda has a solid feeder pattern to high school in the new map and I am mainly writing to advocate for the same for the Sunset-bound oak hills children. I think people less familiar with our area see a large geographical area and assume it has a lot of middle school aged children in it. I ask that you ignore comments that imply that there are enough sunset kids at meadow park to be an equitable feeder. There was not even enough kids when Terra Linda was being considered as part of meadow park. We simply do not have the density here that they do up north and there are not enough sunset kids at the proposed meadow park to be fair to the eastern oak hills community. There is room for them at Timberland and that is where they belong. I am really happy that you have rock creek, Bethany, and the rest of oak hills together as a solid cohort. As far as the rest of the northern portion of the map I can only assume that it exists to prove the point that Stoller can not accommodate all of those kids and will be a talking point to move on to something more sustainable. I hope we can come to a conclusion soon. I am not sure us parents can handle this roller coaster much longer. I feel pretty confident that none of us want to be doing this again in 2025.
02/22/2020 12:17 PM	Anshul	Anshul.us@gmail.com	Springville K-8	Stoller MS	Westview		SUMMA in Timberland makes most sense with the concentration of SUMMA students in Findley and East Jacob Wismer. SUMMA out of Stoller makes most sense because the neighboring communities like North Bethany Does not have any other proximal middle school other than Stoller. There is a scarcity of middle school up in the north but we have more availability of space in the east. Some walkable kids of summa would need to be bused to Timberland but ALL Students will have a regular middle school that is in the proximity of their community. Please do not rip apart communities and children while prioritizing and options program at Stoller.
02/22/2020 12:32 PM	Anshul	Anshul.us@gmail.com	Springville K-8	Stoller MS	Westview		Looking at the actual K-3 enrollments today and the fact there is no new development in Springville.... 114% PERMANENT CAPACITY is a very high bar but the actuals will be much lower from the SPV enrollments. PSU statistics also is pointing to lower than BSD estimates..... In 2025, even with the OVER-PROJECTION. Stoller is LESS THAN 90% total capacity. So even in worst Case scenario, only 1 or 2 portables MIGHT BE USED IF NEEDED IN 2025. NO PORTABLE USE IN 2021 for for years to come after that..... One or two portables would NOT CALL FOR A BOUNDARY ADJUSTMENT. We also see a DECLINE AFTER 2025. Please do not put Springville kids to the furthest home MS in BSD Just because they ride the bus today and for the fear of probably a non existent issue in 2025.....
02/22/2020 6:15 PM	Anu balu	Anoo_paapu@yahoo.com	Findley Elem	Stoller MS	Sunset	ISB	Dear Committee members, The current proposed map does not meet the overall objective at all in anyway. Stoller is overcrowded in 2021 itself and significantly over in 2025 which makes us question why we went through this whole exercise in the first place. I request that we bring back Map C.1 with some minor changes as needed primarily because it solves the overcrowding problem in Stoller which is one of the main goals of this Exercise. I would like to offer following additional arguments in support of this which I hope all committee members take into account before forming their opinion and making a decision: 1. Map A and all its variations do not solve over crowding in Stoller in the long run considering two growing communities are assigned to Stoller (Sato and Springville). 2. This approach of keeping Findley and JW intact in Stoller will also help in ensuring most Summa students will have an opportunity to continue in their neighborhood school. Since these neighborhoods have a concentration of Summa students, it will also save resources for transportation and ensure that money saved can be used for other beneficial programs. 3. The narrative propagated by some Springville parents that their commute time to Five Oaks will be 40+ minutes has been debunked by the data provided by transportation department. The commute from Springville to Five Oaks has been shown to be very reasonable and close to average by transportation department's data. 4. There is not much change in diversity if Findley goes to Stoller or to Timberland. However there is a very significant improvement in diversity at Five Oaks if Springville goes to Five Oaks. Taking into account the future growth of Springville, it is expected that this will result in significant improvement of academic standards at Five Oaks over time. 5. The choice in front of the committee is between busing to Timberland about ~250 kids that can walk to Stoller vs. adding ~5 mins to Springville kids who already have to take a bus. Its better to reduce the burden on the transportation department in terms of resources needed and use tax dollars wisely. 6. Findley+Sato+JW in Stoller provides stable enrollment over the long run. Growth in Sato is compensated by reduction in Findley over the long run. 7. There is a natural desire for communities close to Stoller like Findley and JW to goto to Stoller due to proximity and walkability. It also makes sense from cost of transportation, environment and commute time. 8. The main reason that Springville parents desire to continue in Stoller is the academic standard of Stoller. So the committee should focus on what can be done to improve the standards of schools like Five Oaks. In other words rather than busing students from community like Findley away from neighborhood schools, the focus should be on strategies to improve the standards and ratings of schools like Five Oaks.
02/22/2020 12:39 PM	Anu John	anukoshy@msn.com	Rock Creek Elem	Stoller MS	Westview		I support the newest drawn out map because that is the closest to a fair option that Rock creek was given with the opportunity to stay with our neighbors. I am still disappointed to see that this is a band aid solution for the overcrowding, school rating and disparity in socioeconomic and cultural diversity issues that the middle schools are facing. But Rock creek being such a culturally and economically diverse school with very involved parents will help in the improvement of whichever school they are put in. This whole process has been frustrating to watch and we did not feel that our kids future or voices are being heard. I still encourage you to send the summa options to the lower rated school to give these schools an opportunity for improvement and aiding in the overcrowding slightly.

02/22/2020 11:49 AM	Anurag Singhal	anushi72@gmail.com	Findley Elem	Stoller MS	Sunset	What is going on! Every single meeting there are different maps to discuss! Process never seems to be narrowing down options, but bringing new ones. How on earth this process can achieve anything! How are these new maps springing up? If you have considered discussion so far, these new so called "working maps" for upcoming meeting should have been out of question! Not sure this process will achieve anything except dividing communities and shredding goodwill. Which in itself is disastrous! What kind of example we are setting for our kids in the name of civil discussion and so called process! So finally, to whoever is in charge of recommending and helping decide (which is certainly not affected kids and parents) any map you recommend must CONSIDER WALKABILITY. Do not spend more money on transportation rather on facilities and staff to improve our lowest ranking schools in the country! Ask these builders to earmark money for new neighbourhood schools as needed..Kids who live across stoller should not be subjected to board on bus and go all the way to Timberland (5 miles away) even though they live at a stone's throw away distance and should be walking to their schools which already exists!!
02/22/2020 8:12 PM	Aruna Rapartiwar	R.aruna1233@yahoo.com	Springville K-8		Westview	Thanks for the current map. As discussed by the committee, moving Summa from Stoller will reduce overcrowding. The Stoller MS enrollment for SY 2021-22 does not meet the Board Objective of approximately 90% permanent capacity with the SUMMA program at the school. This can be easily solved by relocating Summa to Timberland or Five Oaks. Relocating Summa will keep Stoller MS enrollment at 88% for 2021-22.
02/22/2020 8:14 PM	Aruna Rapartiwar	R.aruna1233@yahoo.com	Springville K-8		Westview	You see schools are not built where it should be built. Everyone knows that. If walkability is preserved, people will try to buy home only in the walkable area. This will increase home price and will reduce economic diversity. Therefore, although walk ability is preferred it should never be made mandatory. Infact that is why walk ability is referred to as elitist approach. Also this same logic will justify why so many Summa kids live near Stoller.
02/22/2020 8:15 PM	Aruna Rapartiwar	R.aruna1233@yahoo.com	Springville K-8	Highland Park MS	Westview	SUMMA in Timberland makes most sense with the concentration of SUMMA students in Findley and East Jacob Wismer. SUMMA out of Stoller makes most sense because the neighboring communities like North Bethany Does not have any other proximal middle school other than Stoller. There is a scarcity of middle school up in the north but we have more availability of space in the east. Some walkable kids of summa would need to be bused to Timberland but ALL Students will have a regular middle school that is in the proximity of their community. Please do not rip apart communities and children while prioritizing and options program at Stoller.
02/22/2020 6:03 PM	arunk	arun_koroth@yahoo.com	Springville K-8	Stoller MS	Westview	upport MAP A for Feb 25 Thank you committee for considering Springville, keeping them together and avoid travelling such a huge distance to Five oaks. The map shows reducing Stoller overload and filling up Timberland. In addition the entire SUMMA should be moved to Timberland. SUMMA is just an optional program so it should not be given preference over regular programs. JW, SATO and Springville minus SUMMA meets the objective in 2025 and is totally sustainable in 2025. Also the estimates for 2025 at Stoller doesn't look correct. There is no new growth in Springville now. Also a house with 3-4 bedrooms doesn't mean it has 3-4 kids. There are many houses in Springville with only one kid. Example in my block there are 14 houses. Out of those, two houses has 3 kids. Two houses have kids who are already in middle school or above. 3 houses with kids less than 1 year. 2 houses with kids in 1st or 2nd grade. SO IN SHORT HOUSES WITH 3-4 rooms DOESN'T ALWAYS CORRELATE TO 3-4 kids. Please don't sacrifice our children's well-being over what-ifs and empty lots. The 2025 numbers are merely projections. and don't get anywhere close to total capacity and can be managed. In 2025 even with the over projection, stoller is less than 90% total capacity. So even in worst case scenario, only 1 or 2 portables might be needed in 2025.
02/22/2020 9:22 AM	ARUNK	arun_koroth@yahoo.com	Springville K-8	Stoller MS	Westview	MAP A for Feb 25 is the way to move forward The map shows reducing Stoller overload and filling up Timberland. In addition the entire SUMMA should be moved to Timberland. SUMMA is just an optional program so it should not be given preference over regular programs. JW, SATO and Springville minus SUMMA meets the objective in 2025 and is totally sustainable in 2025. Please keep us with North Bethany community even if it needs using a couple of portables if needed in 2025, as these are at it best far out estimates and BSD has always over projected across the district. so this 2025 issue might be NON-EXISTENT. HOUSES WITH 3-4-5 rooms DOESN'T ALWAYS CORRELATE TO 3 OR MORE kids. THERE ARE MANY HOUSES WITH MORE THAN 3 ROOMS, BUT STILL HAVE ONLY ONE KID. ALSO SOME OF THESE HOUSES HAVE KIDS WHO ARE ALREADY IN MIDDLE GRADE OR ABOVE.
02/22/2020 9:12 AM	arunv	arun_koroth@yahoo.com	Springville K-8	Stoller MS	Westview	We support MAP A for Feb 25 Thank you committee for considering Springville, keeping them together and avoid travelling such a huge distance to Five oaks. The map shows reducing Stoller overload and filling up Timberland. In addition the entire SUMMA should be moved to Timberland. SUMMA is just an optional program so it should not be given preference over regular programs. JW, SATO and Springville minus SUMMA meets the objective in 2025 and is totally sustainable in 2025. Also the estimates for 2025 at Stoller doesn't look correct. There is no new growth in Springville now. Also a house with 3-4 bedrooms doesn't mean it has 3-4 kids. There are many houses in Springville with only one kid. Example NEAR my block there are 14 houses. Out of those, two houses has 3 kids. Two houses have kids who are already in middle school or above. 3 houses with kids less than 1 year. 2 houses with kids in 1st or 2nd grade. SO IN SHORT HOUSES WITH 3-4 rooms DOESN'T ALWAYS CORRELATE TO 3-4 ROOMS. Please don't sacrifice our children's well-being over what-ifs and empty lots. The 2025 numbers are merely projections. and don't get anywhere close to total capacity and can be managed.
02/22/2020 11:19 AM	Ashish Sapra	ashishsapra@gmail.com	Jacob Wismer Elem	Stoller MS	Sunset	Ok, so BSD released maps/material for next 02/25 meeting and guess what. They just bring second priority map A as working map. So, it looks like committee is completely clueless. First they put priority on map C over A and in last meeting they made a deal with Springville due to their protest and said no to map C and yes to map A. Question to committee members: Do you understand value of committee? If you have sign up for responsible job, be responsible rather than keep changing your views/thought based on someone protests. Very disappointed.
02/22/2020 11:25 AM	Ashish Sapra	ashishsapra@gmail.com	Jacob Wismer Elem	Stoller MS	Sunset	New map for the next meeting has all the numbers which clearly says, both Springville and Sato cannot be in same MS even if you move SUMMA out. With SUMMA out, how do you Committee members feel for 2025 numbers where Stoller is whooping 114%??? Guess what, now committee will do another favor to Springville and will ask BSD to move even JW to Timberland. Is that the case committee members? If you don't want SUMMA to be in Stoller, fine that's understandable. But why you cannot see that even without SUMMA, stoller is overcrowded with entire Springville and Sato in. Either you don't want to see facts/numbers or there is already deal made with Springville and that can see favoring Springville in every aspect from day 1 of this process. JW parents, please wake up. It's time to protest and start taking legal action before they kick us out to somewhere else. Neither committee nor BSD care about transportation, walk-ability, blah blah..
02/22/2020 11:27 AM	Ashish Sapra	ashishsapra@gmail.com	Jacob Wismer Elem	Stoller MS	Sunset	BSD, why map C was removed for next meeting? As per last MS meeting, none committee members said that they only want to see Map A then why drift in direction to committee by BSD? Bring back map C on discussion until committee members vote for one over other. If ultimately you want to drive decision, they why don't you just make a call and make decision which favors Springville openly? You are anyways playing from Springville side.
02/22/2020 11:32 AM	Ashish Sapra	ashishsapra@gmail.com	Jacob Wismer Elem	Stoller MS	Sunset	Parents of JW students needs to unite and look at possibility suing BSD and committee members by taking to some legal adviser. If we don't do now, it will be never and be ready for your kids to be sent to some other school very soon. Think about MS to HS feeder if proposed change will be executed. Your kids will be only impact where they hardly will know anyone in Sunset when they go HS. #WakeUpJW
02/22/2020 8:44 AM	Ashley	bonalloashley@gmail.com	Oak Hills Elem	Meadow Park MS	Sunset	End isolation of Oak Hills students! Send Oak Hills East students to Timberland with Terra Linda and West Oak Hills students to Meadow Park with Bethany. This will strengthen the middle school to high school feeder path for all Oak Hills students. The Oak Hills community agrees to an East/West split at Middle School to ensure students continue onto high school with a strong peer group. The new working map has Meadow Park splitting into three high schools- the ONLY middle school with this 3 way split. Only 14% of these students are projected to feed into Sunset while 100% of Timberland feeds into Sunset. This shows the ISOLATION being created for Oak Hills East students who feed into Sunset. Please end the isolation of Oak Hills Students!
02/22/2020 10:06 AM	Ashutosh Misra	ashutoshmisra@yahoo.com	Jacob Wismer Elem	Stoller MS	Westview	Dear Committee members, PLEASE do not remove SUMMA program from Stoller. With the recently published working map it is clear that the overcrowding problem will not be solved by moving the SUMMA program out of Stoller. The numbers show that for 2021 - Stoller without SUMMA is about 88% capacity. However, of the 172 SUMMA eligible students from SATO, SPV, and JW, approx. 80 are from SPV and SATO combined and remaining approx. 92 from JW. If SPV and SATO parents decide to keep their SUMMA students to Stoller rather than bussing them to Timberland then the 88% goes upto 96% utilization. If some of JW parents also decide to do that then the Stoller numbers for SUMMA or no SUMMA will be almost same as 104% as with SUMMA retained at Stoller. This is not going to solve the overcrowding problem. Even if SUMMA parents from these elementary schools bus their kids to Timberland in 2025 Stoller without SUMMA will be 114%. How is this going to solve the overcrowding problem? Thank You
02/22/2020 6:30 PM	Balki Kodarapu	balki.kodarapu@gmail.com	Jacob Wismer Elem	Stoller MS	Sunset	Dear BSD committee members I appreciate the new map released yesterday. Its an improvement from previous maps but not sustainable. Springville and Sato as two rapidly growing communities just can't stay at the same middle school outside of their own neighborhoods while displacing several hundred neighborhood children that are right next to the school. They will need to feed into separate schools. We don't have any other choice. Just the transportation costs saved by preserving walkable children from Jacob Wismer and Findley will be sufficient to fund 5-6 teachers for the district! When we are facing such heavy shortages with funds, that feels like an oasis in the desert. Please keep all walkable students in Stoller. Preserve Walkability SPV & #43; SATO & #61; STOLLER OVERCROWDED Thank you Balki Kodarapu
02/22/2020 9:23 PM	Baoyan Liang	Liang.b.y1974@gmail.com	Rock Creek Elem	Stoller MS	Westview	Please send Rock Creek to Meadow per the latest map posted. Map C 2.0 is acceptable too and happy with both. In both cases any part of us that is moved moves with two Northern neighbors. Please give us one of the two since we sacrificing enough already and more than most in North but would be happy with either of these two options

02/22/2020 10:29 PM	Ben Levy	zydecolevy@yahoo.com	Springville K-8	Stoller MS	Westview		The map just released is the best we have done so far. In all maps we have seen, if SUMMA stays in Stoller, we can NEVER MEET OBJECTIVE 2 of 90% permanent capacity at Stoller. Moving SUMMA out of an overcrowded school is essential, especially when a high percentage of Summa kids attend Findley and Findley is moving to Timberland.
02/22/2020 12:29 PM	Ben Levy	zydecolevy@yahoo.com	Springville K-8	Stoller MS	Westview		Thank you for the new map that keeps communities together. Stoller will be fine in 2025. A few portables may be needed, but not the 14 portables classrooms present there now. We are fine having slightly larger classes and a couple of elective classes in a portable if it means our kids can stay with their community.
02/22/2020 5:27 PM	Ben Levy	zydecolevy@yahoo.com	Springville K-8	Stoller MS	Westview		Thank you for the new map! Stoller is finally at around 90% permanent capacity in 2021- not too low, not too high. Communities stay together. Summa will easily fit into Timberland, the school with the most Summa students in its resident zone.
02/22/2020 9:23 AM	Betsy Anderson	betsyanninuk@yahoo.com	Oak Hills Elem	Meadow Park MS	Westview		End isolation of Oak Hills students. Send Oak Hills (East) to Timberland with Terra Linda and Oak Hills (West) to Meadow Park with Bethany. I live in Oak Hills West, and while I personally lament the idea of parting ways with Oak Hills East after elementary school, it is in their best interest to attend Timberland to allow for a better high school feeder (during those very impressionable, highly emotional years of middle to high school). Let them have the opportunity to enter high school more confident and better prepared...which happens with the simple comfort of knowing others.
02/22/2020 1:00 AM	Bon	bon6745@hotmail.com	Findley Elem				(1) This is not about Summa vs Springville. This issue is about putting ~250 kids in buses that require no bus service today vs. Springville kids already on a bus having an additional 5-10 mins commute. (2) Springville in Stoller means we need portables soon while the whole district is at 90% MS capacity. (3) Findley provides STABLE enrollment to Stoller. (4) Springville in Five Oaks provides growth to FO's enrollment, otherwise FO will see a decline in enrollment.
02/22/2020 1:38 PM	Brenda Wang	Brendakk@gmail.com					Dear committee member and BSD staff. Thank you all very much to bring up a map with minimize split of ES when entering middle school. Currently I don't have kids go to BSD school. I live in the Bethany area and very happy to see each elementary school has their neighborhood friends entering MS. I noticed that for some MS, the 2025 project number is not under 100%, but the 2021 number looks good and meet the objective. 2025 is kind of long term prediction, the deviation of these number can sometimes be large. And I read about news said that the school district owns another land in North Bethany to build a brand new school. I guess by that time, the new school will be well fit the long term goal. Thank you for the bring up the wonderful working map this time.
02/22/2020 12:19 AM	Catherine Lin	calinfrost@hotmail.com	Findley Elem				Briefly speaking, education is to lead, to guide, to put children's best interest first. My 8 year old girl loves Findley and would like to grow up with her Findley friends. It is unfair, unkind and unreasonable to divide them from their peers before a big transition to middle school. Please don't split up Findley. Our Findley kids deserve what they originally have. Growing up with friends together from Findley to Stoller is not only what parents expect, but also what kids want. Thanks for reading and please take our comments into consideration. That may change a child's life.
02/22/2020 8:28 AM	Chandana	chandabvrl@gmail.com	Jacob Wismer Elem	Stoller MS			Please include JW summa students to Stoller considering walkability to Stoller from Arbor view JW students.
02/22/2020 10:07 PM	Chieko Yoshihara	pdxsalecy@gmail.com	Springville K-8	Stoller MS			I really appreciate committee members' time and commitment. Since BSD is public school district, please prioritize for greater good. Resident students (general kids) over Summa students. Summa is an option program, or already luckier than option program since they don't have to be chosen by lottery. Please send Stoller Summa program to schools with space for them. To bottom up general education makes society better. For public school district, please do the right thing for general public.
02/22/2020 11:43 PM	Chris gradis	Chris.gradis@vze.com	Oak Hills Elem	Meadow Park MS	Sunset		Currently kids from East oak hills eat lunch alone their freshman year in high school. Wanna know why only about 15-20 kids from meadow park actually go to sunset the rest of the kids go to Beaverton and Westview. The percentages show more until you realize most of the Barnes kids opt to go to Beaverton which is dual language and some oak hills East kids get waivers do to having older siblings at Westview. The rest of the kids are out of luck. The district knows it's a problem but doesn't care to solve it. Shame on you Beaverton school district and administrators. This should have been solved 2 years ago by the adults who are appointed to protect our kids. This committee can right this wrong by sending East oak hills kids to timberland. It is a shame it takes this process to right this wrong that the school superintendent should fix immediately. We just want happy healthy kids with a good community and are ready to be friends with everyone. please send us to a sunset bound middle school and help our kids high school transition be a happy healthy one.
02/22/2020 9:23 AM	Chris Rich	ff7go@outlook.com	Jacob Wismer Elem	Stoller MS	Sunset		Avoid stroller overcrowded. MapC 2.0.
02/22/2020 8:24 PM	Chunhai Ji	jitom@hotmail.com	Findley Elem	Stoller MS	Sunset		By looking into Feb 25th working map, I am so disappointed and totally lost. Please answer what's the goal for MS boundary adjustment? People were told the adjustment will resolve Stoller MS over capacity issue. But by looking into the 2/25 working map. Stoller MS is still over capacity for 103% in 2021 and even 130% in 2025. What's the point for the whole process of meetings and people's time to come into this kind of working map. My understanding is BSD management team doesn't have standards since beginning since they keep changing the goal. Can BSD be transparent and open for the decision processes?
02/22/2020 5:23 PM	Clay Carnahan	clay.carnahan@oandfs.com	Oak Hills Elem				Fulfill Objective #4 by creating strong feeder patterns from middle school to high school with a unified voice and request from Oak Hills Elementary. Send Oak Hills Elementary West to Meadow Park(feeder for Westview High School). And send Oak Hills Elementary East to Timberland (feeder for Sunset). This fixes the problem of isolating Oak Hills East who will know less than 1% of the student population when they transition to HS. OHE cannot be combined with Barnes Elementary numbers because Barnes will be essentially their own school within a school at Meadow Park. Meadow Park is projected to be at capacity whereas Timberland has plenty of room for the small group of OHE students. Fulfill Objective #4
02/22/2020 10:03 AM	Corinne Mosser	corinnemosser@gmail.com	Findley Elem				Please keep Findley together and send them to Timberland. Since there is concern about reducing the numbers of students at Stoller, taking all of Findley (not some) to Timberland can achieve that. Stoller will still be overcrowded in 2025 if they don't move all of Findley out. Findley has many Summa students in it. If Summa is moved to Timberland, then it makes sense to send all of Findley to Timberland as well. Another important point is the fact that is important for the kids to not be split from their peers before making the crucial transition to middle school. Also, if they were to split Findley up then those kids split off and sent to Stoller would not only be split before middle school but again 3 years later before high school when half will go to Sunset and half to West View. This should not happen to them twice during crucial developmental times in their lives. The small area that is walkable is simply not as important as the mental health of our children and keeping them together. This should be most important. So let's send Findley to Timberland and let's not be so worried about the small amount that can walk. They can only walk for 3 years and then they would be split again before high school.
02/22/2020 3:35 PM	Curie Kalagara	curiek@icloud.com	Findley Elem	Stoller MS			Please make these updates, so that the main objectives are accomplished and Policy JC factors are satisfied - (1) Rock Creek and Springville to Five Oaks (2) OH and Bethany to Timberland (3) Beaver Acres and Aloha Huber to Meadow Park (4) Findley to Stoller (5) Balanced Summa as needed in Meadow Park
02/22/2020 9:58 PM	Desmond	mtshui2012@gmail.com					Number says Springville, Sato, and JW can stay at Stoller with all of the Summa students at other middle school that has the capacity. Stoller will be below 90% of permanent capacity in 2021 with only these three elementary schools. And in 2025, even with BSD's most aggressive projection, Stoller with the three feeders will have 1231 students, which is still below Stoller's permanent capacity of 1375 students. With Timberland as the shiny brand new middle school open at the north of HW 26, and Meadow Park as the Bethany neighborhood middle school, families at the north side of HW 26 will have more choices other than Stoller for middle school and they are less likely to be concentrated at the northern most part of Sato and Springville area. So this new middle school boundary map will actually itself reduce the likelihood of future overcrowding issue at Stoller.
02/22/2020 12:01 AM	Devesh Srivastava	vedirs@gmail.com	Springville K-8				5 Min Myth! It is not fair to say it is just 5 mins extra commute to springville. Even with simple maths Springville to stoller is 2.2 miles and Springville to Five Oaks is 4.6 miles. That is almost 2.4 miles extra in 5 mins.. which means it is an avg speed of ~30 miles/hour in a crowded city commute. Even my car averages 15 miles/hour while traveling in city which includes stop sign/traffic lights. We should not read too much into those numbers since those do not reflect reality. 3 seconds/kid stops, rolling stop signs, avoiding peak hours, not showing real numbers when they arrived at 09:07 and showing 09:05.. Why would they even do it! Kids on most days will be barely making to their classes, no time for breakfast or after school activities. Please keep Springville kids with their NORTH BETHANY COMMUNITY.
02/22/2020 6:23 PM	Devesh Srivastava	vedirs@gmail.com	Springville K-8				Dear Committee and BSD Thanks for bringing out a Map that would work as best for the communities. It keeps Springville within its North Bethany community and Rockcreek with its. All communities will have to lose few things like SUMMA at Stoller but it helps keep most of the kids together. I would also like to point out that as we have seen, any map in whichever configuration, if SUMMA stays in Stoller, we can NEVER MEET OBJECTIVE of 90% in 2021. Moving SUMMA out of an overcrowded school is essential. Findley has the most SUMMA STUDENTS so it makes sense to move it to Timberland. The concentration of JW SUMMA is also in the east which is also considerably close to Timberland. Thank you Devesh
02/22/2020 9:38 AM	Dorit Shapira	Dshapira10@gmail.com	Findley Elem	Stoller MS	Sunset	HS2 / SST	Hello, I wanted to ask again: Please keep Findley Elementary together! All Findley should be mapped to Timberland middle school. Best Wishes, Dorit
02/22/2020 12:29 PM	Douglas Yap	dougyap1377@gmail.com	Springville K-8				Thank you Bsd long term planning and the committee for hearing our concerns. It appears that all the concerns of the Bethany communities North of the 26 have been addressed in the latest test map. My Rock creek friends are relieved to be with Bethany and oak Hills in Meadow Park. Similarly, kids of my Pirate Park (Sato) friend will look forward to seeing our kids at Stoller. Thanks for keeping our communities intact.

02/22/2020 12:57 PM	Douglas Yap	dougyap1377@gmail.com	Springville K-8				Points for comments: JW+ Sato + Spv MINUS SUMMA, MEETS OBJECTIVE IN 2021 and is TOTALLY SUSTAINABLE IN 20251. The Economic diversity is great for Stoller on this map and if SUMMA moves out, FLR percentages will ONLY GET BETTER AT STOLLER2. Please move SUMMA to a school that has the capacity so that neighborhood kids do not have to be isolated from their community3. Our Community is North Bethany.. clubs, activities etc etc... please do not make us an island up north.4. Proximity is NOT ONLY ABOUT WALKABILITY5. Findley has the most SUMMA kids so it makes sense to move SUMMA to Timberland6. For fixing feeder patterns to highschool, make all of Oakhills Westview feeding and all of Jw to be sunset7. Just the idea of moving Springville the northernmost region half way across the district and kids commuting the most is not an equitable idea to even start with.8. Thank you for listening to us. Please be the voice of our kids9. 2025 bsd estimates are very conservative projection. PSU projections are a closer match for the current year. 10. Please keep us with North Bethany community, even if it means using a couple of portables IF NEEDED in 2025..... as these are at it best far out estimates, and BSD has always over projected across the district so this 2025 issue might be NON EXISTENT. 10. PLEASE CHOOSE KIDS WELLBEING OVER TRANSPORTATION CONVINIENCE
02/22/2020 4:53 PM	Douglas Yap	dougyap1377@gmail.com	Springville K-8				The Feb 25th working map is the fairest one so far and restores balance to the force. I truly believe we can get most of the Northern community united behind this (other than the most unreasonable few). 2025 numbers are marginally high but I would urge the committee to focus on 21. The 2025 numbers include aggressive projections . All the data will show you that growth in Sato stops in 25, and Springville actually declines, making any overcrowding temporary even in the worst case, and even then, it is FAR better than today.Please go forward with minimal changes to that map:Rock Creek gets a long commute but gets to go to MS with their Bethany neighbors.Springville and Sato lose Summa at their home school but continue to go to MS with fellow North Bethany communities. Findley loses some walkability but goes to nearby Timberland and gets to have Summa in their home school. Jacob Wismer loses Summa at their home school, but over 300 of them still get to walk to their neighborhood school.. I deeply appreciate the committee for hearing us our and reading all our comments.
02/22/2020 12:12 AM	Dwaipayan Sil	Sdwaipayan@gmail.com	Findley Elem		Sunset		Do NOT SPLIT FINDLEY ELEMENTARY... FULL SUMMA AT TIMBERLAND Needed to manage Stoller overcrowding
02/22/2020 9:48 PM	Ehoy Lawless Lewerenz	lawlesse1@hotmail.com	Rock Creek Elem	Stoller MS	Westview		Please send Rock Creek to Meadow per the latest map posted. Map C 2.0 is acceptable too and happy with both. In both cases any part of us that is moved moves with two Northern neighbors. Please give us one of the two since we sacrificing enough already and more than most in North but would be happy with either of these two options
02/22/2020 9:23 AM	Elizabeth Anderson	betsyanderson@gmail.com	Oak Hills Elem	Meadow Park MS	Sunset		End isolation of Oak Hills students. Send Oak Hills (East) to Timberland with Terra Linda and Oak Hills (West) to Meadow Park with Bethany.I live in Oak Hills West, and while I personally lament the idea of parting ways with Oak Hills East after elementary school, it is in their best interest to attend Timberland to allow for a better high school feeder (during those very impressionable, highly emotional years of middle to high school). Let them have the opportunity to enter high school more confidant and better prepared...which happens with the simple comfort of knowing others.
02/22/2020 10:57 AM	Eve	eve999@yahoo.com	Findley Elem	Stoller MS	Sunset		The new map has linear feeders which in general is a good thing. However, it completely ignores walkability, something we also said was even more important. While the majority of Findley may want to be undivided, a clear majority of the walking Findley folks want to remain in Stoller even if it means a split. The majority of Findley wants to be undivided because the majority of Findley cannot walk to Stoller. You need to consider the sentiments of the people who can actually walk and decide to retain at least the walking portion in Stoller.
02/22/2020 1:32 PM	Giles	banochanggiles@gmail.com	Springville K-8	Stoller MS	Westview		JW+ Sato + Spv MINUS SUMMA, MEETS OBJECTIVE IN 2021 and is TOTALLY SUSTAINABLE IN 20251. The Economic diversity is great for Stoller on this map and if SUMMA moves out, FLR percentages will ONLY GET BETTER AT STOLLER2. Please move SUMMA to a school that has the capacity so that neighborhood kids do not have to be isolated from their community3. Our Community is North Bethany.. clubs, activities etc etc... please do not make us an island up north.4. Proximity is NOT ONLY ABOUT WALKABILITY5. Findley has the most SUMMA kids so it makes sense to move SUMMA to Timberland6. For fixing feeder patterns to highschool, make all of Oakhills Sunset feeder and all of Jw to be Westview.7. Just the idea of moving Springville the northernmost region half way across the district and kids commuting the most is not an equitable idea to even start with.8. Thank you for listening to us. Please be the voice of our kids9. 2025 bsd estimates are very conservative projection. PSU projections are a closer match for the current year. 10. Please keep us with North Bethany community, even if it means using a couple of portables IF NEEDED in 2025..... as these are at it best far out estimates, and BSD has always over projected across the district so this 2025 issue might be NON EXISTENT. 10. PLEASE CHOOSE KIDS WELLBEING OVER TRANSPORTATION CONVINIENCE
02/22/2020 8:59 PM	Gregory Lawless	lawlessgf@hotmail.com	Rock Creek Elem	Stoller MS	Westview		Please proceed with the latest map with Rock Creek at Meadow with Bethany and Oak Hills or Map C2.0. These are the only reasonable maps for Rock Creek. These maps also seem to be acceptable to most in the North. We get moved from Stoller but at least we move with two neighboring schools in these cases.
02/22/2020 10:23 PM	Haddy El-Mansy	elmansym@gmail.com	Cooper Mountain Elem				I have been following this debate and have largely stayed out of it because the initial maps focused on changes in the north. However, at the end of January the south Beaverton neighborhoods were blindsided by significant changes to our boundaries. We were told we had to race across the clock to get our voices heard. This attempt to rush through such huge changes so late in the game seems very strange. That said, cooper mountain families started getting involved and commenting. Now, the maps have changed once again back to a Mountain view/Highland split, which maintains the status quo. I think this is positive step because sending all cooper mountain students to one middle school significantly affects the capacity of that middle school. Placing such a huge strain on one middle school while the other is under enrolled creates a problem, ironically one much like what we are trying to solve in the north. A few years from now we would be looking at changing the boundaries yet again because one school is overcrowded. At the current model, Mountain View and Highland are more appropriately enrolled. My vote is to keep the current mountain view/highland split for cooper mountain students.
02/22/2020 9:26 PM	Haoquan Zhang	Liang.b.y1974@gmail.com	Rock Creek Elem	Stoller MS	Westview		Please send Rock Creek to Meadow per the latest map posted. Map C 2.0 is acceptable too and happy with both. In both cases any part of us that is moved moves with two Northern neighbors. Please give us one of the two since we sacrificing enough already and more than most in North but would be happy with either of these two options
02/22/2020 12:43 AM	Heather Lambert	heather.pilates@gmail.com	Oak Hills Elem	Meadow Park MS	Sunset	ACMA	Should I be congratulating BSD on yet again alienating the students of East Oak Hills Elementary? 3 years ago we got the short end of the stick when you sent our little section away from the rest of our elementary school and sent us to Sunset. We have been dealing with the isolation you caused among our children away from their friends. We have repeatedly requested...kindly...to please consider our small group of kids and so you started to do that a few maps ago by bringing Terra Linda our way and then they didn't like that so you gave them what they wanted but left our requests unheard and on deaf ears. Now you have managed to create a map that makes things even worse for our kids by forming a larger demographic that will go to Westview while we have remained status quo. Oh and by the way, we haven't asked to return to Westview, we have only asked to be with more kids headed to Sunset. Congratulations BSD! Do you know how awful it is to go through 8th grade forecasting and realize that you are the 1% of Meadow Park that's isolated and headed to Sunset? I mean I know the mental health of 20 students is of no importance to you but hey let's take care of all the wishes and desires of schools with hundreds of students like Springville, Stoller, Findley, Summa, and even small schools like ours such as Terra Linda. That is so honorable of you really.....Now that they all have what they wanted, I'll have to try and help my kids do their best not to be the losers of Sunset High School that aren't able to quite break ground on friendships as oh, whoops, those kids all hung out in middle school together and formed their bonds. I would have better results of getting my kids to make connections with more Sunset bound students by sending them to private school at St. Pius! Our small group of kids wouldn't even be displacing anyone by going to Timberland as it's below capacity and Meadow Park is over capacity! There's even room for the Barnes kids to come with us! You're bussing Findley to Timberland and they can walk to Stoller so why not show your equity and bus the lower income kids around Meadow Park to Timberland so they can be with more Sunset bound kids. Nevermind all the hoopla about Springville's commute to Five Oaks of which now Rock Creek is making to Meadow Park. So before this process is all done and I lose all faith in BSD to see the light, maybe you could throw Oak Hills East a line here and this time do us right. Make some room and open up Timberland's heart to find room for a few kids from East Oak Hills plus a few Barnes kids if your heart still has room. Is that really too much to ask?
02/22/2020 11:10 AM	Jagadevi Chikkalli	jagadevi.chikkalli@gmail.com					We are almost at the end of the this boundary adjustment process and we are still not anywhere near to fixing Stoller overcrowding issue.If you put giant Springville at Stoller, it's not going to solve problem.Why don't BSD understand this ?I want to know ONE reason why BSD want to keep SPV at Stoller ?Please throw some light on this.
02/22/2020 11:41 AM	Jagadevi Chikkalli	jagadevi.chikkalli@gmail.com	Jacob Wismer Elem				After attending multiple boundary meetings, I would like to suggest few things to BSD.Currently BSD is very big.1. Split it into 2 parts. It's so difficult to understand the entire district map.2. Try to develop multiple well developed schools from all perspective. Not just one or two.3. In this current boundary adjustment process, come up with long sustaining plan. I am sure we dont want to have boundary adjustments every 4 to 5 years.
02/22/2020 10:19 PM	Javier Turek	javierturek@gmail.com	Oak Hills Elem	Meadow Park MS	Sunset		Dear Committee:I would like to call your attention about the 14% of kids feeding from Meadow Park MS into Sunset HS in your map. This number is wrong, and much lower. Why? Barnes ES is a DUAL LANGUAGE program school. If students (and families) would like to continue this path, would be at bilingual programs at Meadow Park and then would need to go to BEAVERTON HIGH SCHOOL and not to Sunset HS. This is effectively a much lower number!!!! You are leaving 20 or so kids (year 2020 will be only 13 due to option schools) that will feed from Meadow Park to Sunset. You are not solving the feeder split in Meadow park for HS!!! Let these kids be in Timberland and feed to Sunset. Show us all that you can do better drawing these maps!

02/22/2020 10:10 PM	Jeff Curtis	cornelllake66@gmail.com	Springville K-8	Stoller MS	Westview	Springville K-8	Steve Sparks, The committee and community already agree to move the optional SUMMA to Timberland middle school. This is finalized, please do NOT move backwards and change it again. We like the new map that doesn't split the communities.
02/22/2020 12:31 PM	Jessica Ebert	jessica.e@yahoo.com	Findley Elem	Stoller MS	Sunset		Everyone wants the best for their own kids, but that is a limit and BSD has to stick to basic moral in determining the boundary. Proposals that send kids at walking distance to a school to other schools should be rejected at the very beginning. It is a CRIME to put kids who can walk to a school on a bus no matter what reasons you might come up with. It is bad for the kids, the environment, cost more and basically it is not good for anyone other than those patients who claim that they ONLY want the best for their very OWN kids. Please be honest and respectable to others, and more importantly to yourselves. Patients were raised to have basic value and should pass those basic value to their own kids. Do not cross the bottom line just because you want the best for your own kids.KEEP KIDS WITHIN A WALKING DISTANCE TO A SCHOOL TO THAT SCHOOL! This boundary adjustment process surely brings the worst out of the community and BSD. STOP and behave the way you are supposed to behave.
02/22/2020 9:05 AM	jithinr	jrathod81@gmail.com	Springville K-8	Stoller MS	Westview		We support MAP A for Feb25Thank you committee for your considerations and providing MAP A for Feb25.The map shows reducing Stoller overload and filling up Timberland.Few suggestionsa) Move entire SUMMA to Timberland. This will fill the new 61 million dollarschool and keep entire Findley community together.b) Please note: for 2025 projections, these are merely projections and estimates.There is no new growth in Springville now. Also a house with 3-4 bedrooms doesnt mean it has 3-4kids. There are many houses in Springville with only one kid. Please don't sacrifice ourchildren's well-being over what-ifs and empty lots. Please note: BSD also tend to overprojectenrollment rates, as evidenced by the recent over projection that caused the budget deficit.The 2025 numbers are merely projections. and don't get anywhere close to total capacity andcan be managed.
02/22/2020 5:43 PM	Jlpa	Jlpa.111211@gmail.com	Springville K-8	Stoller MS			Thank you Mr.Sparks and the committee members for the Feb 25 working map. This is the one which is by far the fairest approach when selecting middle school boundaries.Springville community can stick with our north neighbors Sato and Jw. Rockcreek should be with their neighbor Bethany. Please Mr.Sparks we do hope you will stick with this map and not give any more surprises by bringing the minor tweaks as you always say from just one committee member. PLEASE PLEASE KEEP THE PROCESS TRANSPARENT. You yourself had said the bus trial was conducted for a single day. And now we do not want any more such flaws. Thanks for listening to us.
02/22/2020 10:25 PM	John	johnmichaelroberts11@gmail.com	Springville K-8	Stoller MS	Westview		If the district and transportation prefer that Summa be housed at the school where the majority of Summa students are already in residence, Timberland is where Summa should be located. There are more Summa students within Timberland's boundary than Stoller's boundary. Timberland is the logical home for northern Summa!
02/22/2020 11:25 AM	John	johnmichaelroberts11@gmail.com	Springville K-8	Stoller MS	Westview		THANK YOU for hearing the majority voice of Findley parents and children who have sought a clean feeder and maintaining their school unity at Timberland! With Findley having the greatest number of Summa students, Timberland is the most logical home for Summa.
02/22/2020 12:10 PM	John	johnmichaelroberts11@gmail.com	Springville K-8	Stoller MS	Westview		THANK YOU for hearing the majority voice of Rock Creek parents and children who have sought a clean feeder to middle school with their neighboring Bethany Elementary community! Minimizing assigned splits for the general education population and prioritizing community unity allows for a thriving academic environment for all involved.
02/22/2020 12:28 PM	John	johnmichaelroberts11@gmail.com	Springville K-8	Stoller MS	Westview		THANK YOU for hearing the voice of Springville parents and children who have sought a clean feeder to their neighborhood middle school with their ONLY contiguous neighbor, Sato! Minimizing assigned splits for the general education population and prioritizing community unity allows for a thriving academic environment for all involved. Springville is an INTEGRAL part of the North Bethany community with the absolute vast majority of its population living in the NORTHERNMOST neighborhoods in the district. Thank you for prioritizing a safe commute to school for our children and maintaining our North Bethany community unity by allowing us to remain at our only proximal middle school, Stoller.
02/22/2020 4:55 PM	John	johnmichaelroberts11@gmail.com	Springville K-8	Stoller MS	Westview		My daughter's current bus from Springville picks her up at 8:46am to travel 2.1 miles to Stoller. The bus trial to Five Oaks expects to pick her up TWO MINUTES EARLIER to arrive at school 2.6 MILES FURTHER AWAY. How?
02/22/2020 7:50 PM	John	johnmichaelroberts11@gmail.com	Springville K-8	Stoller MS	Westview		Please remember to focus on meeting the objective for 2021. It's important to look ahead and consider whether or not the boundaries will be sustainable, but we cannot place emphasis on projections. BSD's projections are fraught with issues: BSD's projections are significantly higher than PSU's, PSU's projections are historically more accurate than BSD's, BSD recently faced a massive budget shortfall due to their over-projections, BSD's projections do not account for a relative increase in the number of students attending offsite (for Summa and other options programs). Springville + Sato + JW at Stoller is well within the 2021 objective at just 88% permanent capacity. This same boundary is absolutely sustainable in 2025, especially considering the many issues related to BSD's projections. Being 14% over permanent capacity (especially knowing these projections are inflated) is absolutely nowhere near the same as the 44% over permanent capacity Stoller is at now. Being at 89% total capacity in 2025 is nowhere near the same as being at 113% of total capacity like Stoller is now. We will not be redrawing boundaries in 2025 for a possible 150 students over permanent capacity like we are now for 479 students over permanent capacity (and 185 students over total capacity)! 2025 Stoller is leaps and bounds more sustainable than the current Stoller.
02/22/2020 5:22 PM	Judith Kap	judithkap@yahoo.com	Jacob Wismer Elem		Sunset		Thank you for the new maps, it looks like most of the goals have been achieved. One of the open questions that is not yet answered is whether SUMMA should stay in Stoller or move to Timberland. PLEASE KEEP SUMMA AT STOLLER, at least for the coming few years.Three main reasons why:1. JW SUMMA students can walk to Stoller, saving valuable tax dollars on transportation.2. In the first few years, the capability utilization of permanent capacity for Stoller and Timberland looks the same (in 2021: with SUMMA it is 104%, without SUMMA it is 88%). When we include Stoller portable capacity, the utilization for Stoller actually looks better than Timberland. Therefore, SUMMA at Stoller will be sustainable for many more years versus moving SUMMA to Timberland.3. Better high school feeder pattern for Stoller students that will feed into Sunset.Thank you for your consideration!KeepJWTogetherSUMMA@Stoller4HSFeederPreserveWalkability
02/22/2020 9:29 PM	Kal Vuppamandla	kal.vuppamandla@gmail.com	Jacob Wismer Elem	Stoller MS	Sunset		After reviewing the Map posted yesterday evening, I can't help but think that the committee is not working towards a sustainable solution for Stoller. North Bethany is growing rapidly and is only 50% built towards its capacity. Including SPV and Sato together will undoubtedly overcrowd Stoller MS. Most of JW students walk to Stoller, many parents including me actively volunteer in the school owing to its close proximity to our homes. But moving Summa out of Stoller will be detrimental to these. Splitting Summa out of Stoller also results in highly undesirable split feeder patterns for JW students! All because a vociferous community doesn't want to listen to facts and willing to go to great lengths to get what they wanted? If the committee is intimidated into submission, please don't! We teach our kids to stand up to bullies not to cave in to them, don't we have the same responsibility? I would like to request the committee to focus on long term thinking that makes Stoller sustainable so that boundary issue does not come back in a few years!!
02/22/2020 1:15 PM	Karen	karenlynnroberts@gmail.com	Springville K-8	Stoller MS	Westview		Jacob Wismer + Sato + Springville is 88% permanent capacity in 2021. Objective met! Same scenario is SUSTAINABLE IN 2025 and allows for the decommission of up to FIVE of the SEVEN portables currently at Stoller. Objective met!
02/22/2020 10:03 PM	Karen	karenlynnroberts@gmail.com	Springville K-8	Stoller MS	Westview		If the district and transportation prefer that Summa be housed at the school where the majority of Summa students are already in residence, Timberland is where Summa should be located. There are more Summa students within Timberland's boundary than Stoller's boundary. Timberland is the logical home for northern Summa!
02/22/2020 11:16 AM	Karen	karenlynnroberts@gmail.com	Springville K-8	Stoller MS	Westview		While I am aware that nothing is final at this point in time, I would like to THANK the committee for producing this map with the feedback of the community. We do not envy the position you are in having to make these difficult decisions. This current working map is the most balanced I've seen thus far! There is give and take throughout, an equitable share of the benefit and burden. I am sure there will likely be tweaks that need to be made, but I applaud you for recognizing the importance of community bonds, maximizing safe commutes for children, and maximizing clean elementary feeders!
02/22/2020 4:52 PM	Karen	karenlynnroberts@gmail.com	Springville K-8	Stoller MS	Westview		Bus Route 114 for Springville to Westview picks up students at 7:07am (prior to rush hour) and arrives at WHS's front door at 7:25am. CURRENTLY OPERATING busses from Springville to Westview take 18 minutes to go 2.5 miles. Transportation estimates the exact same route from Springville to Five Oaks (trial bus route 3) will take from 8:44am (during rush hour) arriving at Five Oaks at 9:05am; 4.7 miles in 21 minutes. So it takes 18 minutes to go 2.5 miles to Westview, and the exact same route should (by transportation's calculations) take only THREE MINUTES LONGER to go nearly TWICE AS FAR (2.2 miles further). The high school bus that takes 18 minutes to go 2.5 miles operates significantly earlier than the work and elementary school traffic rush while the 21 minute bus ride to go 4.7 miles to Five Oaks will operate through TWO elementary school commutes (Springville's and Rock Creek's). These numbers do not add up!
02/22/2020 5:19 PM	Karen	karenlynnroberts@gmail.com	Springville K-8	Stoller MS	Sunset		The PSU growth study shows a TWO STUDENT increase in the Springville student population from 2021-2025. Springville is NOT a rapidly growing community. Once again, the district is over-projecting! One look at an aerial view map of the Springville boundary will show you that we are built out. PSU's studies indicate our population increasing by just TWO STUDENTS in 4 years! Springville is stable and in due time will decline.

02/22/2020 7:39 PM	Karen	karenlynnroberts@gmail.com	Springville K-8	Stoller MS	Westview	9. Capacity at Stoller with Springville, Sato, and Jacob Wismer is absolutely sustainable in 2025. There is NO CHANCE of being where we are now and redrawing boundaries in 2025! Being at 89% total capacity in 2025 is nowhere near the same as being at 113% of total capacity like Stoller is now. Being 14% over permanent capacity in 2025 is absolutely nowhere near the same as being 44% over permanent capacity like Stoller is now. Having 150 students over permanent capacity in 2025 is nowhere near the same as being 479 students over permanent capacity (and 185 students over total capacity) like Stoller is now! These boundaries are not only sustainable, they allow for the decommissioning of up to TEN of the portable classrooms currently at Stoller. With just 2 portables or an extra 2 students per class, Stoller can sustain these boundaries in 2025 and beyond.	
02/22/2020 4:21 PM	Karen Lee	kperont@gmail.com	Oak Hills Elem			End isolation of Oak Hills students. Send Oak Hills East to Timberland with Terra Linda and Oak Hills West to Meadow Park with Bethany. Oak Hills agrees to be split after elementary as long as Oak Hills West stays with Bethany and Oak Hills East stays with Terra Linda. This meets the districts objective of feeder patterns from Middle School to High school. Current map has Meadow Park over capacity and Timberland under capacity. Moving Oak Hills East, although we are a small group, will help these #s. Transportation costs to send Oak Hills East to Timberland are cost neutral. Please make the small adjustment and move Oak Hills East to Timberland!	
02/22/2020 10:31 PM	Karthik	gkk_uict@yahoo.co.in	Springville K-8	Stoller MS	Westview	THANK YOU for hearing the majority voice of Findley parents who wanted to have a clean feeder to Timberland resulting in maintaining their school unity. Timberland is the most ideal home for Summa program as greatest number of Summa students already reside in the Timberland boundary. Moving forward, please also listen to North Bethany community voice and do not split Springville (SPV) ES and feed whole SPV to Stoller. With JW, Sato and SPV at Stoller definitely meets 2021 objectives. Adding SPV to stoller improves economic diversity as well.	
02/22/2020 2:46 PM	Katherine Jun	Littlesheep84@gmail.com	Terra Linda Elem			Hello, I'm a parent of Terra Linda ES student. It is wonderful that you have the new map which including Terra Linda in Timberland. I was worried before that our neighborhood is the only one from Cedar Mill that goes to meadow park. With the new map that east Bethany kids all go to one middle school, it's kind of saving my life from all the concerns I had recently. Please stick with this map and moving forward. Thanks.	
02/22/2020 6:02 PM	Katie Curtis	Kpcurtis11@gmail.com	Oak Hills Elem			Please adjust the boundaries so Oak Hills East goes to timberland middle school. There are very few students in Oak Hills East so the impact in numbers is small but the impact in community relationships and friendships will be significant. Thank you!	
02/22/2020 2:56 PM	Kelly Jensvold	kellyjensvold@gmail.com	Oak Hills Elem			I'm urging you to end isolation of oak hills students in high school. Have oak hills east go to timberland. Oak hills west to meadow park with bethany. Ensure students continue onto high school with a decent size peer group. I went to oak hills elementary school as a kid. I want the best for the kids that are attending it currently.	
02/22/2020 7:34 AM	Kelly Sestero	ksestero@hotmail.com	Cooper Mountain Elem			Thank you for all of your work in this process. Thank you for keeping the majority of Cooper Mountain students at Highland Park. I would love to see an option of a clean feeder to HP to keep students together and prevent 1/4 of our students from moving away from peers at both the MS and HS transition. I am also in favor of a move for SUMMA from Whitford to Highland Park.	
02/22/2020 1:33 PM	Kelly Whiteley	kellywhiteley11@aol.com	Cooper Mountain Elem			Hi...First and foremost, I want to thank the members of the committee for taking into consideration my family and community's feedback, we realize it is a very difficult and high pressure decision! When I reflect back on what was incredibly important and impactful to me when I was in elementary, middle & high school, it was definitely the friendships and tight knit community that was formed early on in elementary school and that continued on into middle and high school. I really want my son to have that same experience! Please keep Cooper Mountain as a feeder into Highland and then into Mountainside so our tight knit community can grow up together and maintain the consistent solid friendships we've already formed... We really hope our son has the opportunity to continue with his peers from Cooper Mtn to Highland and into Mountainside. Thank you so very much, Kelly & Nathan Whiteley	
02/22/2020 9:27 PM	Kexin Zhang	484888@bsd48.org	Rock Creek Elem	Stoller MS	Westview	Please send Rock Creek to Meadow per the latest map posted. Map C 2.0 is acceptable too and happy with both. In both cases any part of us that is moved moves with two Northern neighbors. Please give us one of the two since we sacrificing enough already and more than most in North but would be happy with either of these two options	
02/22/2020 9:03 PM	Khamouane Lawless	lawlessgf@hotmail.com	Rock Creek Elem	Stoller MS	Westview	Please proceed with latest map that sends Rock Creek to Meadow with Bethany and Oak Hills. This map and map 2.0 are the only reasonable maps for Rock Creek. Any downgrade from this should never be discussed since we sacrificing enough but happy with either of the two maps	
02/22/2020 1:53 PM	Khrystyna	khrystyna_1@yahoo.com	Bonny Slope Elem		ISB	I applaud the newly posted Feb 25 Working Map. Thank you for equal treatment of all BSD kids and choosing the best option for students and the district. Please make this the final map.	
02/22/2020 2:33 PM	kobika	kobika_gu@hotmail.com	Springville K-8			I saw the new map, the Economic diversity is great for Stoller on this map and if SUMMA moves out, FLR percentages will ONLY GET BETTER AT STOLLER. Please think about move SUMMA to a school that has the capacity, so that neighborhood kids do not have to be isolated from their community	
02/22/2020 9:21 AM	Leda Mareth	ledamareth@hotmail.com	Rock Creek Elem	Meadow Park MS	Westview	I support the map that was released on Friday, February 21. Thank you for listening to the concerns of Rock Creek. While it is impossible to draw a map that is perfect for everyone, I feel that this map does a fair job of balancing the concerns of the community. I support this map being the new map for middle school boundaries.	
02/22/2020 9:53 PM	Lelisa Rozendal	Ltrozendal@hevanet.com			Westview	HS2 / SST	I want to please add my support to send Sunset-bound Oak Hills elementary (east side) to Timberland so that they will be sure to enter Sunset HS with a peer group. That is a significant transition & I believe the best we can do for kids is to ease the transition to HS by having a supporting group of friends. (I do not believe, based on personal experience of both of my kids who have vastly different personalities, that this is at all important from elementary to middle school. In fact I believe that change is a nice growth opportunity. However I feel very strongly that I need to add my voice in support of those Sunset-bound families in Oak Hills to go to Timberland because there is room & its so very critical to make & keep at least a few good friends in middle school that they can keep as they enter High School. Thank you for all your time & effort in this endeavor! Praying that it all works out for the best!
02/22/2020 1:36 PM	Linda	Lindahill@gmail.com	Springville K-8	Stoller MS	Westview	Good Afternoon BSD, Springville is part of North Bethany. If anyone wants to split it. What is the purpose? What is Timberland's purpose? Summa is a neighbor program? Can all children go? No exam required? Real geniuses are few. Summa's program is optional. The real genius certainly goes. There are also many geniuses who go up to make up lessons. You can choose to go or not. Especially when the school is out of stock, you can arrange a school with space. It is no problem to predict Springville in 2025. PSU projections are a closer match for the current year. If you don't want to let your kids get on the long-distance school bus. Please keep your fairness and don't launch Springville kids. Thank you.	
02/22/2020 8:31 PM	Loretta	rett71@yahoo.com	Oak Hills Elem	Meadow Park MS	Sunset	Dear committee members- thank you again for all your hard work, it seems we're getting closer! I'd like to advocate again for the Sunset bound side of Oak Hills to go to Timberland. First, this removes the 3rd feeder HS (Sunset) from Meadow Park thereby meeting the objective to keep the feeders to 2! Second, Barnes is now a dual language OPTION SCHOOL and should be regarded as such. The numbers that represent the students from Barnes should NOT be used in the data for students going to Sunset. Additionally, the students in the DL program have only 1 out of 3 the core classes with the mainstream kids, therefore, not allowing them to fully assimilate with other Sunset bound students. Please consider moving the Sunset bound kids of Oak Hills (East side of Bethany Blvd) To Timberland. Thank you for your time and consideration.	
02/22/2020 10:29 AM	Lori Near	Lori.near@yahoo.com	Jacob Wismer Elem	Stoller MS	Sunset	Dear Committee - Thank you for donating your time to this important boundary adjustment process. The recent map that has been put forth does not address the important objectives of filling Timberland and reducing overcrowding at Stoller. What it does accomplish is increased transportation costs, taking communities away from their neighborhood, walkable school and appease a community that has been loud, obnoxious and divisive. The recommendations you will soon make to our superintendent affect our kids and their future ability to learn, thrive and become upstanding citizens. Please consider the data that has been provided to you that can bring Stoller to a more manageable utilization with few to no portables. Please consider offering summa programs to neighborhood schools like Stoller and Timberland where the majority of summa students live. Please consider keeping walkable Findley students at Stoller as they have so desperately been asking for and most importantly, please don't allow the two fastest growing North Bethany communities to feed into our most crowded school. Thank you again for your hard work. I remain hopeful we can get back on the right path of reaching or coming significantly closer to the objectives at hand.	

02/22/2020 8:10 AM	Lori Near	Lori.near@yahoo.com	Jacob Wismer Elem	Stoller MS	Sunset	Dear Committee - Upon review of the most recent map that has been published, I urge you to please return to the drawing board and review the objectives of this committee. Although it is easy to move kids around on paper and succumb to a few communities who have taken it upon themselves to discount factual data and make irrational arguments because they fear that having their kids on a bus for 5-10 extra minutes a day, is simply unfair and unjust to the rest of the students and families across the district. Overcrowded schools affect classroom sizes, teachers abilities to teach and create unsafe environments for all. Our children deserve better than that for their education. Please return to the drawing board and consider moving East Oak Hills back to Timberland as they are asking, Springville back to Five Oaks and walkable Findley back to Stoller. The reality of this situation is that splits are unavoidable and if they mean our kids can be educated in a safe and healthy environment, the district MUST consider it. Walkable Findley want to be at Stoller, their neighborhood school. Springville and Sato are continuing to grow and they cannot be in the same building. That alone puts every other student in North Bethany at a disadvantage. Please consider that this new map has Stoller at a whopping and unacceptable 130% of permanent capacity in just a few short years. Imagine the teachers and staff having to navigate that mess? It is an absolute disservice to all involved. Please see past the threats, the uproar and the loud noise from one community, and consider what is best for ALL BSD students and staff. Please consider the incremental Transportation costs and traffic on our roads of busing hundreds of walkable students from findley to TM, Rock Creek to Meadow Park vs. SPV to Stoller. These are expenses that can be better spent in the classrooms. Your decisions over the next few weeks matter. Please consider the data that has been provided and see past the inappropriate uproar and loud noise. The future of our children depends on it. Thank you for your attention and work through this process.
02/22/2020 4:37 PM	MadhuR	mrangar@yahoo.com	Springville K-8			The Feb 25th working map is the fairest one so far and restores balance to the force. I truly believe we can get most of the Northern community united behind this (other than the most unreasonable few). 2025 numbers are marginally high but I would urge the committee to focus on 21. The 2025 numbers include aggressive projections. All the data will show you that growth in Sato stops in 25, and Springville actually declines, making any overcrowding temporary even in the worst case, and even then, it is FAR better than today. Please go forward with minimal changes to that map: Rock Creek gets a long commute but gets to go to MS with their Bethany neighbors. Springville and Sato lose Summa at their home school but continue to go to MS with fellow North Bethany communities. Findley loses some walkability but goes to nearby Timberland and gets to have Summa in their home school. Jacob Wismer loses Summa at their home school, but over 300 of them still get to walk to their neighborhood school.. I deeply appreciate the committee for hearing us out and reading all our comments.
02/22/2020 7:31 PM	Mamta & Ravi Sahita	msahita@yahoo.com	Jacob Wismer Elem	Stoller MS	Sunset	Since so many people read the comments posted through BSD this is my request to everyone impacted by this boundary change process: Folks... it is obvious that we are all passionate parents wanting what's best for our children. We all have different wants and opinions. It saddens me to see that differences of opinions are not being communicated respectfully. This isn't life or death folks. I believe that every single child will endure and come out stronger in any situation! What they won't overcome is disrespect being role modeled by their elders. Our children aren't on Nextdoor or some other social media sites where this is being discussed but they do hear and see what is going on. It doesn't take much to be nice and respectful and still make your voices heard. Just because it is impossible for every single demand by every school to be met, does not mean communication needs to stoop down to name calling or being disrespectful to anyone. This process should have been collaborative and respectful. I don't think anyone behaves or communicates at their respective work places when they have different opinions or needs like people have been behaving and communicating on this boundary change topic. So, why can't the same etiquette and dignity be maintained for this process? We will all continue to live within each others vicinity - bump into each other at grocery stores. Our kids will interact with each other - maybe even end up as best friends over the years. Are these boundary change events worth giving up on all that? I personally don't think so and am disheartened by reading some of the comments on social media related to this boundary change process and posted on the BSD comments website. Let's step up for our children and do the right thing and be good role models for them.
02/22/2020 7:49 PM	Mandi Middlestetter	mandi.middlestetter@gmail.com	Oak Hills Elem	Meadow Park MS	Sunset	END THE ISOLATION OF OAK HILLS EAST! Send them to Timberland, a 100% Sunset-feeding middle school, with Terra Linda Elementary. Why? 1. The Oak Hills community WANTS to be split after elementary, because we will already be going to different high schools. How many neighbors are actually asking for that? 2. This split will fulfill your objective to honor feeder patterns from Middle School to High School. 3. Numbers may say Sunset includes 14% of the students from Meadow Park. That is a skewed + inaccurate number! Our kids rarely know the kids from Barnes a Elementary due to the high likelihood they're in the dual language program at Meadow Park. 4. There's room for the handful of Oak Hills East kids at Timberland. On average, by hand-counting, each Oak Hills East class size is 12 to 22 kids per grade/year. 5. Although we're few, we can still help relieve overcrowding at Meadow Park by going to Timberland. THE TIME TO END THE ISOLATION OF OAK HILLS EAST IS NOW. Please, DO YOUR JOB.
02/22/2020 9:10 PM	Mary Lyn Klafka	Pdxthree@comcast.net	Rock Creek Elem	Stoller MS	Westview	Please proceed with latest map with Rock Creek going to Meadow with Oak Hills and Bethany. This map moves us, but at least we move with two northern schools and helps with academic balancing and this is my highest priority. I am even happy with map C 2.0 as well.
02/22/2020 1:47 PM	Matt Garl	matthew.garl@gmail.com	Oak Hills Elem			Hello! I am writing to add my voice to echo the END OAK HILLS ISOLATION movement. Let me start by stating I can easily recognize that any time boundaries are discussed, it is not an easy job and emotions can run hot. Typically, moving a proposed boundary to appease one group, only angers another. However, in this situation, I don't believe that is true. We are only asking for Oak Hills East (East of Bethany) be included in the Timberland Middle School portion of the map, to ensure our kids are able to go on to Sunset HS (for which they are zoned) with their peers. We are not talking about 100s of kids here, we are talking about.....20. Twenty! That is the average number of kids per year we are asking to be included into Timberland MS. That is a negligible number, but failing to include them, forces them to go into high school without their life-long friends and needlessly isolates them, making their high school experience infinitely more difficult than it needs to be. As a SHS grad myself, I know the difficulty of starting over socially as a high school freshman. My family moved to Portland from out of state in 1997 (my freshman year), and I was faced with completely rebuilding a friend group. It is a time when kids need support from their friends the most, and that time remains one the most emotionally trying, and defining periods of my life. When we moved to Oak Hills this last April, never did I imagine my own kids would live a mile away from SHS, but face the very real scenario of being lonely freshman, without a majority of their peers, because arbitrary boundaries were not moved, for no definitive reason. In these situations, it is rare you get the opportunity to do the right thing without adverse affects. Please do the right thing, and don't needlessly isolate Oak Hills kids. Thank you! Matt Garl
02/22/2020 1:18 PM	May	mrwang_npu@gmail.com	Springville K-8	Stoller MS	Westview	Thank you for prioritizing a safe commute to school for Springville children and maintaining our North Bethany community unity by keeping Springville to our only proximal middle school, Stoller.
02/22/2020 8:26 AM	Meenakshi Dewan	meenakshi_dara@yahoo.com	Jacob Wismer Elem	Stoller MS	Sunset	Dear Committee Members, I feel disheartened to see the map released yesterday evening! Looks like BSD and the committee members were swayed by the show put up at the last meeting! The current working map clearly shows that Stoller is still crowded!! What are we trying to achieve? It's clear that Stoller will be overcrowded if both Sato and Springville are together in Stoller! Are you gonna bus the 100s of students who can walk easily to school to keep SPV happy? Needless to say that I am extremely unhappy with the working Map produced!! If this Map follows, you'll be wasting a lot of dollars to transport students that should have been utilized for uplifting the education at the BSD schools!! Keep JW families together! Keep neighborhood program Summa at Stoller Map C for feeder patterns Map C for Walkability Map C for Diversity and equity Thank you
02/22/2020 10:46 PM	Mimi Wu	miciwu@gmail.com	Springville K-8			I am satisfied with the latest map. I think moving summa to Timberland is a good idea. Not only it provides more motivations for kids who would like to pursue advanced learning. Now they can study and receive more supports with new facilities. But also it maximizes the stability and diversity of Stoller. From last time map c to the current map, I can see how the committees and BSD staffs working so hard to minimize the split on each school boundary. I appreciate all your efforts.
02/22/2020 12:57 PM	Nancy Collett	nancy@norwesters.net	Cooper Mountain Elem			Thank you to all the committee members for your work on this monumental project! I recognize that there is no way to make everyone happy. I would like to thank you for taking into consideration feedback from the Cooper Mountain catchment area. I feel the current working map is acceptable for our area. It keeps the boundaries at status quo, maintaining family and school relationships, and keeps the projected capacity at both Highland Park and Mountain View at 82% to 85%.
02/22/2020 3:24 PM	Naveen Kasam	kasam_naveen@yahoo.com	Springville K-8			Sato + springville + jw - summa keeps Stoller at less than 90% in 2021 and meets BSD objective. Please keep springville at Stoller along with it's neighboring schools.
02/22/2020 9:21 PM	Naveen Kasam	Naveen.kasam@gmail.com	Springville K-8			SUMMA CANNOT STAY AT STOLLER. In all versions of maps, we have seen that if SUMMA stays in Stoller, we can NEVER MEET OBJECTIVE 2 of 90%. Moving SUMMA out of an overcrowded school is essential. SUMMA is an optional program.
02/22/2020 9:23 PM	Naveen Kasam	kasam_naveen@yahoo.com	Springville K-8			SUMMA AT TIMBERLAND MAKES MOST SENSE Findley has the most SUMMA STUDENTS so it makes sense to move it to Timberland. The concentration of JW SUMMA is also in the east which is also considerably close to Timberland
02/22/2020 12:46 PM	Nayung Yu	nayungyu@gmail.com	Springville K-8	Stoller MS	Westview	Let's choose the map proposed for the meeting 2/25. Let's finalize the middle school boundary. Springville, Sato, and Jacob Weisner without Summa meets 2021 goal of this boundary meeting and sustainable through 2025-26. Please prioritize regular kids over summa; move summa to the school that has space: Timberland. Please don't isolate springville from north bethany. Thank you. Sincerely, Na- Yung Yu

02/22/2020 8:34 PM	Nayung Yu	nayungyu@gmail.com	Springville K-8	Stoller MS	Westview		I[?]d like to express my gratitude to the committee members hearing the communities. The proposed maps for 2/25 is the most equitable map without dividing communities. With the proposed map, Stoller get the most possible economic diversity. All three north bethany communities (springville, sato, and jacob weismer) get to go their neighborhood school while all three communities loose their Summa. Unless we move Summa to Timberland, we cannot meet 90% capacity in stoller In any version of the map. If we move Summa, we can achieve our goal in 2021. BSD[?]s 2025 projections are inflated numbers: BSD is estimating 55% springville student population growth: BSD estimates 360 kids in 2019 grow to 544 in 2025. WE ARE NOT GROWING! There is no empty lot left to build new houses! 55% growth in 2025 is wrong, therefore BSD[?]s total estimate for 2025 cannot be right.Even with inflated prediction by BSD, if summa moves to Timberland, stoller is below 90% capacity. We need to move Summa to Timberland.I also support the proposed map for 2/25 meeting because it makes Rockcreek go with their neighbor schools (e.g., bethany elementary) putting all their neighbors in the same middle school: Meadows. Without dividing communities, we can achieve to unburden Stoller and fill the unused schools. Community should be the first to consider in the boundary map.Thank you.
02/22/2020 9:26 AM	Nicole C Read	nicolecread@gmail.com	Oak Hills Elem				I THINK I NEED TO SAY IT ONE MORE TIME!!! END ISOLATION TO OAK HILLS!!!!!! EASTSIDE TO TIMBERLAND!!!!!!! 20 STUDENTS!!!!!!!!!!!!!!!
02/22/2020 9:23 AM	Nicole Read	nicolecread@gmail.com	Oak Hills Elem				END ISOLATION OF OAK HILLS!! It is 20 more students. Timberland can house 20 more students. Please give these students a chance. It is equally cost-effective and makes the most sense for everyone. Please please please!!!!
02/22/2020 9:25 AM	Nicole Read	nicolecread@gmail.com	Oak Hills Elem				One more time for good measure!!! End Isolation of Oak Hills!!! East Oak Hills to Timberland!!!!!!!!!!!!20 Students is all!!!!!!!!!!!!!! KEEP US TOGETHER!!!!!!!!!!!!
02/22/2020 2:22 PM	Niran	neerukura@gmail.com	Springville K-8	Stoller MS	Westview		Thank you BSD and AC for hearing our voice well appreciated. Newly released maps are well balanced in terms of keeping the communities together, proximity, economically backround numbers. Its not only for walk-able kids but also for bused students, satisfies the JC policy and feeder patters. The numbers for 2025 bsd estimates are very conservative projection. PSU projections are a closer match for the current year. Please move SUMMA to a school that has the capacity so that neighborhood kids do not have to be isolated from their community, best way is to be in Timberland MS. KIDS SAFETY IS MORE IMPORTANT THAN SAVING TRANSPORTATION COST. We can consider portables as they are very expensive to built and move or re-purpose them and history says portables are in almost every school accommodating some of the growth in that area.
02/22/2020 7:47 AM	Niran	neerukura@gmail.com	Springville K-8	Stoller MS	Westview		AC Memebers!!There are around 75 kids in SUMMA program from one of the elementary school for which we are impacting around 400 springville kids , the maps which were released after Feb 25th has a well defined boundaries with minimum splits, and feeding patterns over all its a balanced map, if we can move SUMMA program to timberland and try to use portables that would be a best bet even for 2025, Portables are also expensive to maintain or move or re-utilize in another location. considering the facts you can retain the numbers which are allocated for portables. Feed JW, SATO and Springville to Stoller Findley and SUMMA to Timberland
02/22/2020 9:18 PM	Olesya Baykalova	Olesyabaykal@gmail.com	Rock Creek Elem	Stoller MS	Westview		Please send Rock Creek to Meadow with Bethany and Oak Hills per the recent map posted. Map C2.0 is good too. Please give us at least one of these two options since we will still be sacrificing more than most northern schools but will be more balanced academically with either of these two options and happy with both
02/22/2020 9:18 AM	Padma Chamarthi	scorpion_valli@yahoo.com	Jacob Wismer Elem	Stoller MS	Sunset	HS2 / SST	JW to fiveoaks or timberland comparatively would be more expensive budget wise than Stoller As most of the jw families walk to Stoller ... We vote to map c 2.0 Vote for walkability
02/22/2020 8:28 PM	Paul Alappat	paul.alappat@gmail.com	Jacob Wismer Elem				Through months of committee deliberations and community comments, we have arrived at the working map before us today. While many of the changes to the South of 26 may be acceptable, this map continues to fail to meet primary objectives of this boundary adjustment process.Unfortunately, the committee has created a map that shows Stoller growing 26% from 2021 to 2025 and to 114% of capacity even without Summa! 26 growth%!! Does the committee think that the growth will magically stop in 2025? I think the overcrowding situation will continue to worsen and we[?]ll be at the same situation again before long. By bowing to one school's very vocal demands, this committee is just delaying the problem for some other committee to solve. I urge the committee to think longer term and make the hard decisions now!This map has many other flaws including the fact that it puts Timberland over total capacity if Summa is moved there and Whitford also over total capacity. Longer term, besides not solving the overcrowding situation at Stoller, it will leave 4x schools in the South underutilized with less than 800 students and a couple with even less than 700.This map also continues to leave 2 schools at 50% and higher of students receiving free reduced lunches.So, will the committee continue trying to put lipstick on a pig with this new flawed map? Map C 2.0 was far superior to this map in terms of meeting the Policy JC factors while addressing the longer term goals of BSD. I urge the committee to recognize the many failures of this map and realize that starting with Map C 2.0 will bring about better long term benefits. There is no easy fix to all the problems on this map and the committee should restart with Map C2.0.
02/22/2020 9:45 PM	Paul Lewerenz	Paul.lewerenz@oregonfirst.com	Rock Creek Elem		Westview	Springville K-8	Please send Rock Creek to Meadow per the latest map posted. Map C 2.0 is acceptable too and happy with both. In both cases any part of us that is moved moves with two Northern neighbors. Please give us one of the two since we sacrificing enough already and more than most in North but would be happy with either of these two options
02/22/2020 7:00 PM	Pavan Akkisetty	avspavan@gmail.com	Findley Elem				Please donot split findley elementary. I support the current map , all findley in timberland but with 1 change request, all north summa in timberland. Split summa is less effective as per several parents whose kids went through summa program. All north summa in timberland helps reduce stoller numbers meet policy JC too. Thanks
02/22/2020 10:10 PM	Penny Zheng	zhengwanyun@gmail.com	Springville K-8				Dear Committee Members,Please move SUMMA to Timberland. SUMMA is an optional program and PLEASE don't prioritize SUMMA over regular education. BSD should accommodate regular students first. Their educational needs should be met first and foremost.
02/22/2020 9:52 PM	Penny Zheng	zhengwanyun@gmail.com	Springville K-8				Dear Committee Member,Thank you listening to us. The new map that came out on Feb 21 works. It minimize the feeder pattern. I would suggest moving SUMMA to Timberland because Findley has the most SUMMA kids. JW, SATO and Springville, excluding SUMMA, will meet objectives in 2021 and is totally sustainable in 2025.BSD has always over projected across the district, and I personally doubt the new residential area will have as many new students. The 2025 issue may not even exist in 2025. Please choose the kids well being over transportation convenience. Thank you!
02/22/2020 10:49 AM	Pramodh Bangaru	Pb97229@gmail.com	Springville K-8	Stoller MS	Westview		Dear BSD and Committee Members,JW+ Sato + Spv MEETS OBJECTIVE IN 2021 and is TOTALLY SUSTAINABLE IN 2025.The BSD projections are inflated, SVP alone shows 55% increase in student populations which doesn[?]t seem accurate and if you do check the JW and SATo, it[?]s the same story. As you all know BSD has same over projection issues recently and had budget cut due to this.It should be about 100% in 2025 capacity or below and PSU numbers proves this.Thanks you for reading my comments
02/22/2020 11:03 AM	Pramodh Bangaru	Pb97229@gmail.com	Springville K-8	Stoller MS	Westview		Dear BSD and committee members, The Economic diversity is greatly improved for Stoller on new map, all thanks to SVP and, FRL percentages will ONLY GET BETTER AT STOLLER if you take away the SUMMA numbers.Let[?]s move SUMMA to a school which can accommodate extra students after prioritizing regular kids for that school.Thank you AC for your fairness and equitable solutions
02/22/2020 11:17 AM	Pramodh Bangaru	Pb97229@gmail.com	Springville K-8	Stoller MS	Sunset		Dear BSD and Committee Members,Thanks for your equitable solution.We should not even discuss about transportation data going forward as the data is manipulated and the trail runs are not close to real world situation. PLEASE CHOOSE KIDS WELLBEING OVER TRANSPORTATION CONVIENCE.Thank you for all the hard work.
02/22/2020 11:32 AM	Pramodh Bangaru	Pb97229@gmail.com	Springville K-8	Stoller MS	Westview		Dear BSD and committee members Timberland is the most logical home for Summa. The greatest concentration of Jacob Wismer Summa students are located at their eastern most boundary making Summa at Timberland rather easily accessible for them.Thank you for keeping all Findley community together and hearing Findley voice.Thank you
02/22/2020 11:39 AM	Pramodh Bangaru	Pb97229@gmail.com	Springville K-8	Stoller MS	Westview		Dear BSD and Committee Members,Keep Rock Creek with Bethany they are the closest northern neighbors. Thank you
02/22/2020 7:10 PM	Pramodh Bangaru	Pb97229@gmail.com	Springville K-8	Stoller MS	Westview		Dear BSD and committee members,With new Map Stoller will be at only 89.5% total capacity even with inflated projections, definitely sustainable, after 2025 the numbers will improve due to decrease in student population in JW as majority of the community will have grown up kids. Thank you.
02/22/2020 8:14 PM	Prashant Dewan	prashant.dewan@gmail.com	Jacob Wismer Elem	Stoller MS	Sunset		Dear Committee Members,Thanks for the new working map. Unfortunately, the new working Map keeps Stoller well overcrowded again. In year 2025, if SUMMA is moved to Stoller too to accomodate SPV, then we are way over capacity of 114% which is way above the 90%.. Also, Timberland is at 99%. The problem still exists which we started with - STOLLER OVERCROWDED. Needless to say that bussing all the Findley kids and Summa kids will increase the traffic on Saltzman and Laidlaw which is an accident prone zone. Not to mention the times when it snows, its extremely treacherous..Also, bussing all the kids from Sato and SPV to Stoller will bring in more traffic at Bethany Blvd, which is very busy currently too...it definitely doesn't make sense to send East Oak Hills to Meadow Park as they feed sunset.. May be move them to Timberland so that they have peers at Sunset when they graduate the middle school.SPV+Sato = StollerovercrowdedSumma at stoller 4 HS feederFriends and feeder 4allJW.ThanksKeep summa at Stoller and reduce the transportation costs and preserve walkability.

02/22/2020 6:36 PM	Prashanth Nair	prash7e7@gmail.com	Springville K-8	Stoller MS	Westview	Springville K-8	JW+ Sato + Spv MINUS SUMMA, MEETS OBJECTIVE IN 2021 and is TOTALLY SUSTAINABLE IN 20251. The Economic diversity is great for Stoller on this map and if SUMMA moves out, FLR percentages will ONLY GET BETTER AT STOLLER2. Please move SUMMA to a school that has the capacity so that neighborhood kids do not have to be isolated from their community3. Our Community is North Bethany.. clubs, activities etc etc... please do not make us an island up north.4. Proximity is NOT ONLY ABOUT WALKABILITY5. Findley has the most SUMMA kids so it makes sense to move SUMMA to Timberland6. For fixing feeder patterns to highschool, make all of Oakhills Westview feeding and all of Jw to be sunset7. Just the idea of moving Springville the northernmost region half way across the district and kids commuting the most is not an equitable idea to even start with.8. Thank you for listening to us. Please be the voice of our kids9. 2025 bsd estimates are very conservative projection. PSU projections are a closer match for the current year. 10. Please keep us with North Bethany community, even if it means using a couple of portables IF NEEDED in 2025..... as these are at it best far out estimates, and BSD has always over projected across the district so this 2025 issue might be NON EXISTENT. 10. PLEASE CHOOSE KIDS WELLBEING OVER TRANSPORTATION CONVIENCE
02/22/2020 11:46 PM	Pratima Dhoot	pratima.dhoot@gmail.com	Springville K-8	Stoller MS			Logical and Equitable SolutionClean feeder/no splits - all of Findley can go to Timberland. With Findley having the greatest number of Summa students, Timberland can also house Summa program. The greatest concentration of Jacob Wismer Summa students are located at their eastern most boundary making Summa at Timberland even accessible for them. Jacob Wismer, Sato and Springville meet capacity objectives at Stoller MS in 2021 and 2025.Springville is integral part of north bethany community. It needs to feed into Stoller which is the middle school for north bethany.
02/22/2020 10:46 PM	Preeju Philip	preejusan@gmail.com	Springville K-8	Stoller MS	Westview		This Working map released for 25th February has a BETTER ECONOMIC DIVERSITY at Stoller than any other that too WITHOUT SPLITTING SCHOOLS, without having the northernmost regions being made to be an island . when SUMMA moves out of Stoller, Free Lunch Ratio will ONLY GET BETTER FROM HERE. Springville is an integral part of North Bethany and has a big geographical divide on the west. Please do not create a Springville island. Thank You Committee for choosing to not split Findley and Springville. Findley is happy to go unsplit to Timberland and for Springville, Stoller is the ONLY SCHOOL IN PROXIMITY.
02/22/2020 10:54 PM	Preeju Philip	preejusan@gmail.com	Springville K-8	Stoller MS	Westview		JUST BECAUSE MY KID TAKES THE BUS TO STOLLER , it is not a free pass to make my kid commute any MORE distance to a home MS. Today in REALITY, SPRINGVILLE TO WESTVIEW TAKES 18 mins by bus and that too at 7 AM in the morning (no traffic) . Springville to Five Oaks is MORE THAN DOUBLE THAT DISTANCE. The 22 mins is totally NOT REALITY. The bus trials have flawed data and we have sent emails to show the flawed data and in all cases, bus end times are manipulated to show 9:05 AM when the bus reaches later. It is beyond my understanding WHY NOT SHOWING THE REALITY OF THE COMMUTE BETWEEN SPRINGVILLE AND FIVE OAKS. People who commute that route can vouch for that horrible commute. Please please Committee , DO NOT assign our kids to a home middle school that will be the furthest commute in ALL OF BSD specially when there are more equitable options.
02/22/2020 11:00 PM	Preeju Philip	preejusan@gmail.com	Springville K-8	Stoller MS	Westview		PLEASE HEAR US. PLEASE BE OUR VOICE. North Bethany is the community for Springville kids, one look at the map will tell you that these kids live way up north and they have ONLY ONE PROXIMAL SCHOOL WHICH IS STOLLER. Springville and Sato makes North Bethany. On the west, there is a big geographical divide with acres of PCC College, and farmland. As acknowledged in the Feb 13th Memorandum, please do not make us an ISLAND here. Our kids mostly have sports teams, afterschool activities, clubs with Sato kids Sato at one point was SPRINGVILLE. Please do not make our Kids strangers in their own community by sending us to a far off school. Thank you for listening to ys.
02/22/2020 2:48 PM	Priya Mani	heypriya@gmail.com		Stoller MS			Bringing both SATO and Springville to Stoller in their entirety is a decision that BSD may regret, the numbers speak for themselves. Is it not important to look for a sustainable solution in 2025?
02/22/2020 7:03 PM	Pronab das	Pronab.das@qorvo.com	Findley Elem	Stoller MS	Sunset	ISB	Please keep Findley kid[?]s together.
02/22/2020 7:41 PM	PRP	pram125@yahoo.com	Jacob Wismer Elem	Stoller MS	Sunset		It is disappointing to see the new map published. Jacob Wismer and oak hills elementary schools are feeding into middle schools where they don't have any other companion elementary schools when they go to high school. These ES kids are split when going to high school leaving them very few familiar friends when they move to high school. I hope committee addresses this issue when they refine the map in the next meeting.
02/22/2020 1:28 PM	PZ	pzhang.npu@gmail.com	Springville K-8	Stoller MS	Westview		Please keep Springville in Stoller which is our only proximal middle school! Summa in Timberland makes most sense with the concentration of Summa students in Findley and East Jacob Wismer. There is a scarcity of middle school up in the north but we have more availability of space in the east. Please Move SUMMA TO TIMEBERLAND!
02/22/2020 10:33 AM	Rabia Ishaq	rabiarashid@aol.com	Springville K-8	Stoller MS			Thanks AC for addressing our concern. I really appreciate your effort. The new working map is win win for everyone. It[?]s the most balanced map I have seen so far . Few fellows from my neighboring school are concerned about 2025 capacity number for stoller. Let me clear it[?]s a projection. And PSU study shows less grown then B SD . Springville is not growing any more . Development on springville side is done. Please don[?]t listen to the people who are saying springville is growing . I hope you will indorse the working map on feb 25. Thanks again
02/22/2020 11:06 AM	Rabia Ishaq	rabiarashid@aol.com	Springville K-8	Stoller MS	Westview		Respected members. I am so glad you heard our concerns . Thanks . Summa is an option program , in a sense parents have a choice to either attend it or reject it . But when it comes to neighborhood school parents don[?]t have choice. I strongly believe kids should attend their neighborhood school . Just to keep an option program we can[?]t force kids to travel 2.5 times extra. It[?]s totally unfair . For sake of 86 kids 400 students bused away from their community. If summa is moved to another school . Springville summa kids will sacrifice the same as Jacob Wismer kids . The majority of summa kids lives in Findlay area. If Findlay is moving to timberland then I believe summa should move there . I hope my Jacob Wismer friends understand that. Let[?]s treat equally. Community should stay together. Thanks
02/22/2020 11:25 AM	Rabia Ishaq	rabiarashid@aol.com	Springville K-8	Stoller MS			Respected members. Communities should stay together. It creates a healthy environment for our growing kids . Being with their friends makes them more confident. I am happy you have listened to us and minimized the splits in working map for 25th meeting . . I strongly recommend springville should feed into stoller. And rock creek should with their Bethany school community . Let[?]s keep them together. Thanks .
02/22/2020 11:46 PM	Raj Andhole	Randhole@yahoo.com	Springville K-8	Stoller MS	Westview		All the maps that we have seen so far don't meet the objective #2 to bring Stoller to 90% capacity. If we move optional program SUMMA from Stoller and move entire Findley we can meet this objective and will be sustainable even in 2025.
02/22/2020 5:03 PM	Rajesh	Rajeshthallam81@gmail.com	Springville K-8	Stoller MS	Westview		Dear Committee members, new map released for next meeting is the best one so far meeting most of the objectives . 2025 Stoller numbers are little over permanent capacity , but these numbers are purely projections and may change.
02/22/2020 9:18 PM	Ravali	ravali_c8@yahoo.com	Springville K-8				NO NEED TO REDRAW BOUNDARIES AT LESS THAN 89% TOTAL CAPACITYSpringville + SATO + JW - SUMMA at stoller will have a capacity of < 90% in 2021 which meets the BSD objective. Even if the 2025 numbers dont look perfect, we dont need to redraw boundaries at 85-88% total capacity. The latest map has equitable distance for all the north Bethany kids.
02/22/2020 2:36 PM	Ravi Ananthan	B_ananthan@yahoo.com	Rock Creek Elem	Stoller MS	Westview		As the committee gets closer to making a recommendation on the middle school boundaries, I urge the committee members to keep the need for good middle school education for every BSD student front and center. All other needs like walkability, not changing the status quo, breaking feeder patterns etc are secondary and should not drive the final recommendationAs a parent of a 2nd grade at Rock creek, Map A is totally unacceptable as it places Rock Creek students in a poorly performing middle school. If rock creek has to move out of Stoller, it is necessary that it move to a good middle school. Map C which move it to Oak Hills alongside Bethany and Oak hills is one reasonable solution.I sincerely urge the committee to consider voices like mine when making their recommendation
02/22/2020 4:15 AM	Rebecca Peil	rwpeil@yahoo.com	Springville K-8			Springville K-8	Moving the Summa program out of Stoller should be a no-brainer. It is an options program, and like all options programs, students understand when they enroll that they need to travel to where the program is held. We need to keep as many students as possible at their nearest home middle schools, and moving Summa to where there is space opens up a large number of slots for traditional home middle schoolers. (And yes, I will stand by this decision if my own kids qualify for Summa.) Thank you for your serious consideration & hard work on this arduous process.
02/22/2020 9:13 PM	Richard Klafka	Pdxthree@comcast.net	Rock Creek Elem	Stoller MS	Westview		Please send Rock Creek to Meadow with Bethany and Oak Hills per latest map posted. Map C2.0 is great too. Please give us at least one of these two options since we sacrificing enough already when compared to everybody else in North
02/22/2020 8:40 AM	Richard Li	672394019@qq.com	Jacob Wismer Elem	Stoller MS	Westview		MapC2.0 to avoid Stoller overcrowded.

								To Mr. Sparks and the Boundary Adjustment Committee: Thank you for taking the time to hear Springville community[?]s concerns. From last meeting, we devoted a few minutes to discuss about our 8% SUMMA population. I understand that committee members agree that 8% is a small population to even worth spending too much attention in this debate. Springville says YES! If you recall, the meeting ended with concurrence from all committee members that the SUMMA program is being proposed to move to Timberland to accommodate Springville population. I just would like to remind the committee members of the facts regarding the Summa population. While it is true that most of the SUMMA students are concentrated in Stoller Middle school area, the kids are mostly from within the Findley Elementary school boundaries. I got these numbers from the January 9th meeting (link: https://v3.boardbook.org/Public/PublicitemDownload.aspx?ik=45731849). If you realize, Findley is very proximal to the new Timberland school (less than 3 miles). In fact, if you tabulate all Summa students, you[?]ll find that close to 50% live less than 5 miles away from Timberland.Previous maps have proposed sending Springville kids on a commute 5 miles away through busy, accident prone intersections. We have to pass through PCC Rock Creek (college students with their own cars), the Rock Creek and Westview High School (high school students with cars), then the Highway 26 ramp and Tanasbourne strip malls (think: big rig trucks delivering to Target, Macy[?]s, Bed Bath and Beyond and EMS responders to Kaiser Permanente Hospital or from the TVFR fire station). Both Washington County and the Oregon Department of Transportation designated all these corridors as accident prone. To summarize, most SUMMA kids are in convenient proximal distance to Timberland. Timberland must be filled to its capacity. It does not make sense to underutilize a \$61 million investment from BSD and have the Springville community be SEVERED, ISOLATED, EXCLUDED from their North Bethany community. Moving SUMMA to a school that has SPACE will relieve the overcrowding at STOLLER and allow Springville to remain in their ONLY middle school option within OUR NORTH BETHANY COMMUNITY, closer to HOME.Springville also has a high SUMMA kid population – 9% of Summa kids are from SPV. Our parents concur that it is an optional program that kids gets tested to be qualified. I[?]ve heard that some parents invest greatly to get their kids into the SUMMA program. I heard of COGAT test preps in several after-school programs even as early as kindergarden. I believe that SUMMA parents are heavily invested in their kids, which is a good thing. That probably explains these Summa location hotspots. Springville Summa parents value the added benefits SUMMA brings and most concur that they[?]ll send kids to SUMMA to far, non-Stoller locations. The benefits outweigh the cost. We are willing to sacrifice greatly since we know that our kids are the future leaders of this community. I[?]m sure our friends in Jacob Wismer and Findley also agree with this ROI calculation.Please be fair and evenly distribute BSD resources to our general education kids. Best regards,Richell Chiu-Yap
02/22/2020 9:17 AM	Richell Chiu-Yap	RCHWEY88@YAHOO.COM	Springville K-8	Stoller MS	Westview			
02/22/2020 4:42 PM	Rithvik	Naveen404@yahoo.com	Springville K-8					Feb 25th map is the fairest of all maps. This map provides equitable commute to all BSD kids. Thank you AC for coming up with an equitable map
02/22/2020 8:03 AM	Ruth Glass	Rutebabe@hotmail.com	Oak Hills Elem					PLEASE STOP ALIENATING AND ISOLATING THE EAST SIDE OAK HILLS STUDENTS! would like the committee to end the isolation of East Oak Hills. Please send East, Sunset bound Oak Hills to Timberland with the rest of the Sunset bound kids. In both 2021 and 2025 there is plenty of room for our 13-25 kids. It is a cost neutral change, inproves over enrollment at Meadow in 2021 and underenrollment at Timberland in both 2021 and 2025. In addition it improves feeder patterns.
02/22/2020 8:09 AM	Ruth Glass	Rutebabe@hotmail.com	Oak Hills Elem					In the last meeting, the committee stated they would provide the number of students from each elementary school to each of the middle schools and high schools. This information was not provided in the meeting packet for the next meeting.If this information had been provided, the committee and the greater community would be able to see that the east side of Oak Hills attending Sunset is 20 students. This is a small group of students that are being isolated from the Cedar Hills community in the middle school boundary discussions.Please revise the map and include the east side of Oak Hills with the rest of the Cedar Hills community and to attend Timberland.
02/22/2020 7:37 PM	S	Srib467@gmail.com	Springville K-8					Many thanks to the committee for all the work and listening to the community's concerns. I am glad that the map does not split communities and schools including springville, findley and rock creek and keeps us together with our neighboring communities without making any unnecessary islands as such. 2021 numbers for Stoller look great with the summa moved to Timberland thus meeting the JC's objectives. 2025 numbers for Stoller are again at 89.5% making it fully sustainable. Thank you for hearing us.
02/22/2020 7:04 PM	Sabita roy	Sabita.roy@intel.com	Findley Elem	Stoller MS	Westview	ISB		Please do not split Findley kids.
02/22/2020 1:34 PM	SANJOY K SAHA	sanjoy123@gmail.com	Springville K-8	Stoller MS	Westview			2025 projections are inflated numbers . 2025 numbers have large error bars and are for guidance only. Meeting 2021 numbers shouldbe the goal. KEEP NORTH BETHANY COMMUNITIES TOGETHER. KEEP SPRINGVILLE IN STOLLER. MOVE SUMMA OUT OF STOLLER TO MEET BOARD OBJECTIVES. SEND SUMMA TO TIMBERLAND.
02/22/2020 1:36 PM	SANJOY K SAHA	sanjoy123@gmail.com	Springville K-8	Stoller MS	Westview			THANK YOU for hearing the majority voice of Findley parents and children who have sought a clean feeder and maintaining their school unity at Timberland! With Findley having the greatest number of Summa students, Timberland is the most logical home for Summa. The greatest concentration of Jacob Wismer Summa students are located at their eastern most boundary making Summa at Timberland rather easily accessible for them as well.
02/22/2020 10:15 AM	SANJOY K SAHA	sanjoy123@gmail.com	Springville K-8	Stoller MS	Westview			I WOULD LIKE TO THANK BSD AND THE COMMITTEE MEMBERS for keeping findley and Springville and all other north communities together. Please move SUMMA FROM STOLLER AND MOVE IT TO TIMBERLAND. This will help meet board objectives of meeting 2021 numbers.
02/22/2020 12:21 PM	SANJOY K SAHA	sanjoy123@gmail.com	Springville K-8	Stoller MS	Westview			You see schools are not built where it should be built. Everyone knows that. If walkability is preserved, people will try to buy home only in the walkable area. This will increase home price and will reduce economic diversity. Therefore, although walk ability is preferred it should never be made mandatory.Infact that is why walk ability is referred to as elitist approach. Also this same logic will justify why so many Summa kids live near Stoller.
02/22/2020 12:22 PM	SANJOY K SAHA	sanjoy123@gmail.com	Springville K-8	Stoller MS				SUMMA in Timberland makes most sense with the concentration of SUMMA students in Findley and East Jacob Wismer.SUMMA out of Stoller makes most sense because the neighboring communities like NorthBethany Does not have any other proximal middle school other than Stoller. There is a scarcity of middle school up in the north but we have more availability of space in the east . Some walkable kids of summa would need to be bused to Timberland but ALL Students will have a regular middle school that is in the proximity of their community. Please do not rip apart communities and children while prioritizing and options program at Stoller.
02/22/2020 12:24 PM	SANJOY K SAHA	sanjoy123@gmail.com	Springville K-8	Stoller MS				THANK YOU for hearing the majority voice of Rock Creek parents and children who have sought a clean feeder to middle school with their neighboring Bethany Elementary community! Minimizing assigned splits for the general education population and prioritizing community unity allows for a thriving academic environment for all involved.
02/22/2020 12:25 PM	SANJOY K SAHA	sanjoy123@gmail.com	Springville K-8	Stoller MS	Westview			Jacob Wismer is intact. The very same way Sato and Springville is. Only the Summa students MAY move to some other school. This same rule applies for Springville and Sato Summa students . Springville and Sato is not complaining about their Summa move. Why is Jacob Wismer so vocal about their Summa move? Also JW Summa is 21%. It is not 33% or 50% as some parents claim. The fact is Jacob Wismer students are getting exactly what Springville and Sato students are getting. Jacob Wismer also gets the icing on the cake, they can walk to Stoller.
02/22/2020 12:39 PM	SANJOY K SAHA	sanjoy123@gmail.com	Springville K-8	Stoller MS				Looking at the actual K-3 enrollments today and the fact there is no new development in Springville.... 114% PERMANENT CAPACITY is a very high bar but the actuals will be vastly lower from the SPV enrollments. PSU statistics also is pointing to lower than BSD estimates.....In 2025, even with the OVER-PROJECTION. Stoller is LESS THAN 90% total capacity. So even in a worst-case scenario, only 1 or 2 portables MIGHT BE USED IF NEEDED IN 2025. NO PORTABLE USE IN 2021 forms to come after that..... One or two portables would NOT CALL FOR A BOUNDARY ADJUSTMENT. We also see a DECLINE AFTER 2025. Please do not put Springville kids to the furthest home MS in BSD Just because they ride the bus today and for the fear of probably a nonexistent issue in 2025.....
02/22/2020 5:04 PM	SANJOY K SAHA	sanjoy123@gmail.com	Springville K-8	Stoller MS	Westview			I WOULD LIKE TO THANK BSD AND THE COMMITTEE MEMBERS for creating the most balanced map. Every community gets something. This is the most Equitable map.
02/22/2020 7:44 PM	SANJOY K SAHA	sanjoy123@gmail.com	Springville K-8	Stoller MS	Westview			in 2025 on the new map, Stoller will be at only 89.5% total capacity. Definitely sustainable. KEEP SPRINGVILLE IN STOLLER.
02/22/2020 7:47 PM	SANJOY K SAHA	sanjoy123@gmail.com	Springville K-8	Stoller MS	Westview			Any map in whichever configuration, we have seen that if SUMMA stays in Stoller, we can NEVER MEET OBJECTIVE 2 of 90% . Moving SUMMA out of an overcrowded school is essential. MOVE SUMMA OUT OF STOLLER AND MOVE TO TIMBERLAND.
02/22/2020 7:49 PM	SANJOY K SAHA	sanjoy123@gmail.com	Springville K-8	Stoller MS				Findley has the most SUMMA STUDENTS so it makes sense to move it to Timberland. The concentration of JW SUMMA is also in the east which is also considerably close to Timberland. MOVE SUMMA OUT OF STOLLER AND MOVE TO TIMBERLAND.
02/22/2020 4:56 PM	Sankari	sankaribaby@gmail.com						Thanks to Sparks, BSD staffs and AC committee who has listened to SPV and creating [?]ONE MAP[?] that helps in solving all the objectives. This map Is definitely one of the best map which considers equality for all the communities ans it has also met all the objectives. I understand that the capacity Wont be under 100% in 2025 however the original Objective is not even about 2025 and i strongly feel we should keep that 2025 topic aside and Move forward with this map. Once again a big thanks to all the committee members who spend their valuable time to work on this boundary adjustments.
02/22/2020 8:24 AM	Sara Bourne	Saraebourne@gmail.com	Oak Hills Elem	Meadow Park MS	Sunset	ISB		WHY IS THIS COMMITTEE SO DEAD SET ON DRAGGING OAK HILLS KIDS TO MEADOW?! Sending Oak Hills East to Timberland will ONLY serve the BSD priority of keeping feeder schools together, and not tearing the fabric of our existing communities! There would be ZERO downside to sending Oak Hills East kids to Timberland. This is so logical and simple that it feels like a personal attack on the Oak Hills neighborhood.

02/22/2020 11:32 PM	Sarah Gradis	Sarah.e.gradis@gmail.com	Oak Hills Elem	Meadow Park MS	Sunset	The most recent working map has some major improvements so this is good!However;- Meadow Park is still split into 3 high schools- Sunset bound Oak Hills kids are still isolated- Meadow Park is over capacity- Timberland is under capacityI propose a fix that will improve upon this latest version and get us all closer to meeting the objectives:***MOVE SUNSET BOUND (EAST) OAK HILLS to TIMBERLAND***-Meadow Park feeds into Westview and Beaverton**-The approx 20 Sunset bound Oak Hills kids attend middle school with most of their Sunset bound peers (West Oak Hills remains at Meadow Park with their Westview bound peers. We want this split to occur after elementary school as both parts of our community are with peers bound for their respective high schools)-Meadow Park enrollment reduces-Timberland enrollment increases (there is room)**I recognize that Barnes Elementary may have some Sunset bound kids. However Barnes is now a full dual language school that is comprised of students from all over the district. Additionally students within the dual language program spend the majority of their school day within that program and therefore have very little opportunity to mingle and connect with non dual language kids. Furthermore, the dual language program continues on in Beaverton High School, where the majority of Barnes currently feeds to. This has become a specialty/options program so the number of potentially Sunset bound kids within Barnes needs to be considered separately from the mainstream Sunset bound kids. Perhaps if there ends up being a small number of Barnes kids that opt out of the dual language program, they would be given the option of attending Timberland with the rest of the Sunset feeders. This number would likely be quite small—less than 15 but it is unpredictable. We just can[?]t anchor 20 Sunset bound Oak Hills kids at Meadow Park because of the potential to meet the tiny number of kids who will end up opting out of the dual language program they[?]ve been apart of since starting school. Especially since their opportunity to interact is minimal at best. Many Thanks
02/22/2020 10:12 PM	Satokowatt	Satoko.watt@gmail.com	Springville K-8			Please move Summa to Timberland from Stoller on the new map. It is time to change Summa site because Stoller is overcrowding. Since summa program has stayed at Stoller for long time, people who wanted to let their child go to Summa started living around Stoller. In the future, there will be more Summa students around Stoller. BSD needs to make space for regular students. Please don[?]t put high education in few locations. In my opinion, summa should be minimized and located at many schools. Every time you change boundary adjustment, it will cause problem if particular school has many summa students. Regular students are prioritized. Regular students should attend to neighborhood school. Please remove summa from Stoller and move it to Timberland.New building and new equipments will be waiting for Summa.
02/22/2020 9:56 PM	Sfurti Ruge	sfurtiruge@gmail.com	Springville K-8	Stoller MS	Westview	Dear Mr. Sparks and AC membersWould like to thank all of you for generating committee working map for Feb. 25th meeting which is capable of solving middle school boundary adjustment problem. Findley ES sends maximum number of SUMMA students and it makes sense to re-locate SUMMA program from Stoller to Timberland making it onlySUMMA program on north side of US-26 which will also help in meeting capacity goals for Timberland and reducing over-crowding situation at Stoller. Please do consider it. ThanksSfurti
02/22/2020 6:44 PM	Shannon Cornelius	shannon.cornelius@gmail.com	Springville K-8			Thank you for reflecting Springville going to Stoller on your most recent map - as a Springville parent who drives down to Five Oaks area a couple times a week during late afternoon rush hour, the traffic is crazy. I cannot imagine how much worse it will be for the whole community with all the parents driving down there too. Please keep Springville at Stoller so our kids don't have to spend all afternoon and morning on a bus!! Thank you!
02/22/2020 1:06 AM	Shawli	shawli22@gmail.com	Springville K-8	Stoller MS	Westview	Thanks for the current map. It reduces so many split feeder. It is good to see Rock Creek, Springville, Sato, JW and Findley ES are not split. The previous Map C was a complete mess, splitting up eight Elementary school. Once again, I am so glad this map reduced the splits.
02/22/2020 1:06 PM	Shawli	Shawli22@gmail.com	Springville K-8	Stoller MS	Westview	SPRINGVILLE IS ALWAYS A PART OF NORTHERN COMMUNITY. The kids from Springville should have Stoller as their middle school. We just have one middle school in our community proximity.I have seen comments from some communities that if a lockout or lockdown comes they can just walk to Stoller and protect their kids. What about kids from Springville? We have to travel through the busiest roads all over to FO to ensure our kids are safe?? Is this what equity is about? Thinking of only one community[?]s kids? Is this the attitude that we should be passing to our future kids? Please BSD, keep THE MIDDLE SCHOOL OF ENTIRE SPRINGVILLE IN STOLLER.
02/22/2020 1:12 PM	Shawli	Shawli22@gmail.com	Springville K-8	Stoller MS	Westview	Thank you BSD for thinking about relocating the option program SUMMA. Springville is in the far north side. I am surprised to hear that the FO commute will just take extra 5 mins over from when being bussed to Stoller. I have many friends kids who go to Westview High school and it takes 18 mins by school bus, and for the busses to go to FO that too through the heavy traffic at 185th, it will just take 20 mins? Cannot agree to it.Springville has every right to go to their nearest neighborhood middle school, Stoller. And Springville kids should not suffer the longest commute. We should be kept with our northern community, SATO . Rockcreek and Bethany should be together.
02/22/2020 1:26 AM	Shawli	shawli22@gmail.com	Springville K-8	Stoller MS	Westview	Dear Mr. Spark, We appreciated your visit to Springville ES. Thanks for your time. I want to point out, the transportation trial run information was misleading. Many neighboring communities are spreading fake news, BSD wasted taxpayer money by doing 30 trial run from Springville to Five Oaks. They assumed for the five routes, trial was done for all three days(Fri,Mon,Tues) and two times per day(AM,PM). Please share the information you shared with Springville, that there was only trial run for each route.
02/22/2020 1:27 PM	Shawli	Shawli22@gmail.com	Springville K-8	Stoller MS	Westview	Thanks for hearing the voice of majority Rock Creek parents and children who have sought a clean feeder to middle school with their neighboring Bethany Elementary community! Appreciate committees effort of Minimizing assigned splits and prioritizing community unity.Please do not bring back Map C. It splits so many schools.
02/22/2020 1:39 AM	Shawli	shawli22@gmail.com	Springville K-8	Stoller MS	Westview	Thanks for the current map. As discussed by the committee, moving Summa from Stoller will reduce overcrowding. The Stoller MS enrollment for SY 2021-22 does not meet the Board Objective of approximately 90% permanent capacity with the SUMMA program at the school. This can be easily solved by relocating Summa to Timberland or Five Oaks. Relocating Summa will keep Stoller MS enrollment at 88% for 2021-22.
02/22/2020 10:15 AM	Shawli	Shawli22@gmail.com	Springville K-8	Stoller MS	Westview	If walkability is preserved, people will try to buy home only in the walkable area. This will increase home price and will reduce economic diversity. Therefore, although walk ability is preferred, it should never be prioritize over long bus commutes for kids. Therefore, JW Summa and walkable Findley should not be prioritized over Springville kids commuting over five miles by bus .Infact that is why walk ability is referred to as elitist approach. Also this same logic will justify why so many Summa kids live near Stoller
02/22/2020 11:44 AM	shawli	shawli22@gmail.com	Springville K-8	Stoller MS	Westview	Jacob Wismer is intact. The very same way Sato and Springville is. Only the Summa students MAY move to some other school. This same rule applies for Springville and Sato Summa students . Springville and Sato is not complaining about their Summa move. Why is Jacob Wismer so vocal about their Summa move? Also JW Summa is 21%. It is not 33% or 50% as some parents claim. The fact is Jacob Wismer students are getting exactly what Springville and Sato students are getting. Jacob Wismer also gets the icing on the cake, they can walk to Stoller.
02/22/2020 12:34 PM	Shawli	Shawli22@gmail.com	Springville K-8	Stoller MS	Westview	THANK YOU for hearing the voice of Springville parents and children.Thanks for clean feeder and reducing split feeders.Thanks for keeping our kids in their neighborhood middle school with their only contiguous neighbors Sato.
02/22/2020 12:35 PM	Shawli	Shawli22@gmail.com	Springville K-8	Stoller MS	Westview	Springville is an INTEGRAL part of the North Bethany community with the absolute vast majority of its population living in the NORTHERN MOST neighborhoods in the district. Thank you for prioritizing a safe commute to school for our children and maintaining our North Bethany community unity by allowing us to remain at our only proximal middle School, Stoller.
02/22/2020 11:54 AM	Sid	siddappa.attur@gmail.com	Jacob Wismer Elem			Thanks for the maps on February 21st.We are almost at the end of this boundary adjustment process but yet not anywhere close to solving Stoller overcrowd issue.It feels sad to me that Stoller will be overcrowded again in 2 or 3 years.And I don't my son to suffer just like how my daughter is doing.Currently she is sharing locker with another friend and have to carry most of the items in the bag home and back to school next day.Remember most of the kids from JW area walks to Stoller.Yes she walks to Stoller with her heavy bag.AndThis time we were even not able to get time slots for conferences with my daughter's teacher as they don't have time for all students. I want my son to walk to school but not with heavy bag.I am okay to be bussed instead of going to overcrowded school.
02/22/2020 6:03 PM	sidhua	sidhu.arun@comcast.net	Springville K-8	Stoller MS	Westview	MAP A for Feb25 is the way to move forwardThe map shows reducing Stoller overload and filling up Timberland. In addition theentire SUMMA should eb moved to Timberland. SUMMA is just an optional program so it shouldnot be given preference over regular programs. JW , SATO and Springville minus SUMMA meets the objective in 2025 and is totally sustainable in 2025.Please keep us with North Bethany community even if it needs using a couple of portables if needed in 2025, as these are at it best far out estimates and BSD has always over projected across teh district..so this 2025 issue might be NON-EXISTENT.HOUSES WITH 3-4-5 rooms DOESN'T ALWAYS CORELATE TO 3 OR MORE kids. THERE ARE MANY HOUSES WITH MORE THAN 3 ROOMS,BUT STILL HAVE ONLY ONE KID. ALSO SOME OF THESE HOUSES HAVE KIDS WHO ARE ALREADY IN MIDDLE GRADE OR ABOVE.
02/22/2020 6:13 PM	sidhua	siddharth.arun11@gmail.com	Springville K-8	Stoller MS	Westview	We appreciate MAP A for Feb25Thank you committee for your considerations and providing MAP A for Feb25.The map shows reducing Stoller overload and filling up Timberland.Few suggestionsa) Move entire SUMMA to Timberland. This will fill the new 61 million dollarschool and keep entire Findley community together.b) Please note: for 2025 projections, these are merely projections and estimates.There is no new growth in Springville now. Also a house with 3-4 bedrooms doesnt mean it has 3-4kids. There are many houses in Springville with only one kid. Please don't sacrifice ourchildren's well-being over what-ifs and empty lots. Please note: BSD also tend to overprojectenrollment rates, as evidenced by the recent over projection that caused the budget deficit.The 2025 numbers are merely projections. and don't get anywhere close to total capacity andcan be managed.c) The 2025 projections doesnt seem accurate. There is no further development in Springville. Alsogrowth in SATO will gradually decrease in next few years.d) Rockcreek gets a long commute but gets to the MS with their Bethany neighbours.e) Findely loses soem walkability but gets to nearby Timberland with SUMMA in same school.

02/22/2020 9:15 AM	sidhua	sidhu.arun@comcast.net	Springville K-8	Stoller MS	Westview	Thank you committe for the working map for Feb25. It is the way to go forward.The map shows reducing Stoller overload and filling up Timberland.Few suggestionsa) Move entire SUMMA to Timberland. This will fill the new 61 million dollarschool and keep entire Findley community together.b) JW , SATO and Springville minus SUMMA meets the objective in 2025 and is totally sustainable in 2025.c) Please note: for 2025 projections, these are merely projections and estimates. There is no new growth in Springville now. Example near my block there are 14 houses. Out of those, two houses has 3 kids. Two houses have kids who are already in middle school or above. 3 houses with kids less than 1 year. 2 houses with kids in 1stor 2nd grade. SO IN SHORT HOUSES WITH 3-4 rooms DOESN'T ALWAYS CORELATE TO 3-4 ROOMS.Please don't sacrifice our children's well-being over what-ifs and empty lots. Please note: BSD also tend to overprojetenrollment rates, as evidenced by the recent over projection that caused the budget deficit.
02/22/2020 10:05 AM	Sireesha Akula	siriakula@yahoo.com	Jacob Wismer Elem	Stoller MS	Sunset	Dear BSD Committee,I am a 4th grade JW and 6th Grade Stoller Summa parent. I currently volunteer at school as Math tutor to 4th grade and PTO Liasion to 8th grade leadership class every week. In addition to this I teach artilit for both 4th grade and all of 6th grade Orange Hall . I have also volunteered at school gardens, holiday parties, Field days etc. I was able to and continuing to bring sponsored STEM days to number of elementary schools in Beaverton School District including Jacob Wismer, through my active role in local Society of Women Engineers section. At an average I spend at least 20 hours every month volunteering at schools. So you see I am heavily invested into school like many other parents I see form Skycrest, JW and walking Findley neighborhood that I meet when I volunteer. This was only possible because I could sneak out of my busy days in between meetings to volunteer as I live few steps away from these schools. With my volunteering, I am not only giving my time to develop kids and schools at JW and Stoller, but also bring volunteer matching donations for that time through my employer to BSD schools. Moving walk-able students, summa/non-summa out of these schools will take the parent involvement and donations that BSD receives. I am proud to say as volunteering parents we contribute greatly to the school development and ratings investing our time and energy in kids. The current proposed map with two of the growing and large communities to Stoller does not solve overcrowding problem, instead puts walking communities on the bus. Isn't it wise to chose a sustainable path and move one of the larger communities with other top rated elementary school kids into FO and bring up another highly rated school for our neighborhood communities? Please drive a conclusion that actually solves the problems that this committee came together to address. Many thank for your time.
02/22/2020 9:05 AM	Siri	Sireesha.pisipati@yahoo.com	Findley Elem			Please bring back map c2.1. My kids are shocked to hear that BSD prefers kids take a 20min bus to school rather than bike 5min. Portland will NO LONGeR BE GREEN portland anymore. We do not want our tax dollars wasted this way. Please put back entire findley and summa in stoller. Map A will bring back overcrowding soon at stoller. Its inly pushing bck the problem to a couple of years.For future, please please consider schools when permits are given to build new communities. This will prevent stabilized neighborhoods from suffering.
02/22/2020 8:07 AM	Sonia Lall	Sonia1.lall@gmail.com	Jacob Wismer Elem	Stoller MS	Sunset	Dear committee, After the last meeting, i felt like a mash up of maps A and C will give you favorable outcomes to align with policy JC. I also saw that moving Oak Hills East to Timberland is a very easy tweak to map C. I could see that after that small tweak, map C is the best solution for North schools and map A is the best solution for South district. Why is it not being considered? This helps keep numbers balanced. Taking any one map is narrowing your opportunity to get the numbers right. I don't believe you are giving in to theatrics. I think you are smarter than that. You are working with Map A because you feel like it addresses every school, where as map c mostly only addresses stoller. But please expand your horizon just a little more and consider a mash up and use that as your working map. You will get the same result of addressing every middle school instead of just one. You still have time to bring that up in the next meeting. I know you read all comments. But please read comments from all schools and then see who is giving you what solution. Not just saying leave us here or move is there. I am hoping for your sake, there are lot of data driven solutions in those comments. You may be able to ask for help from a data miner so that there is automated mining, and you are not manually digging. I know sorting through so many months of this and looking at those maps and numbers is mind numbing to put it mildly. Please do not let this process happen again by being shortsighted till 2021. It is not someone else's problem after that. It is still our problem. Most of us have children who will be going to middle school just as overcrowding becomes a huge easy once again. You have the power and opportunity to take care of it today. It seems like in your latest map, meadow park is overcrowded while just across from there not even 3 miles away, timberland is underutilized. I implore you to please all drive through the north district to get a good idea of how the middle schools are situated. Google maps and word of mouth from just couple people is not enough. As always, I am very grateful to you for stepping up to this task and giving so much of your valuable time. I cannot imagine how many social events or family commitments you have had to give up to solve this incredibly tough puzzle for all of us.
02/22/2020 10:24 PM	Sravan	gk4you@gmail.com	Springville K-8	Five Oaks MS	Westview	# Do not split SPV community # Committee members, thank you very much for listening to North Bethany community voice. Please continue to support SPV to remain with stoller as it would not split North Bethany community. Going forward please help feed entire Springville to Stoller MS. Summa students are highly concentrated within Timberland's boundary. It is reasonable to move optional Summa program to Timberland area where the greatest number of Summa students are already residing.
02/22/2020 1:14 PM	Srikanth Srinivasan	srikanthpdx@gmail.com	Findley Elem	Stoller MS	Sunset	Why bus kids to Timberline when they can walk to stoller?
02/22/2020 8:27 AM	srinivas	annamaraju@gmail.com	Jacob Wismer Elem	Stoller MS		Please include JW summa students to Stoller considering walkability to Stoller from Arbor view JW students.
02/22/2020 2:09 PM	SS	Sally8973@gmail.com	Findley Elem	Stoller MS	Sunset	There is one map for the meeting on the 25th. This map completely ignores all the imploring of the administrators for transportation and programs. They clearly said that it is the same pot of money and programs will have to be cut to bus additional students. If you want to keep the south untouched, there still is a solution. The kids at springville need to be bussed anyway. Please bus them to Timberland, and leave the walking kids of Findley in Stoller. SUMMA is also a program - would that not be impacted if money from the programs go towards busing students? JW and findley is a tight knit community. Findley kids already have friends in the JW community. Even if Findley needs to be split, the kid's emotional well being will not be compromised and will give them a chance to nurture their new friendships and grow academically as well as socially. Alternately, all of springville can be sent to Stoller. That will keep the costs down and not touch the south.
02/22/2020 5:24 PM	Stacey Nagata	campingmoe@yahoo.com	Jacob Wismer Elem		Sunset	Please keep SUMMA at Stoller. My daughter is in Jacob Wismer SUMMA and Stoller is OUR backyard middle school within walking distance. It will save transportation costs (i.e. more funding for teachers!) and also creates a better feeder pattern from Stoller to Sunset.From a permanent capacity utilization perspective, it doesn't matter whether SUMMA stays in Stoller or moves to Timberland. No matter where we put SUMMA, the related middle school will be overcrowded at 104% in 2021. The advantage of Stoller is that they have portable capacity, so the effective utilization will be far below 100%.KeepJWTogetherSUMMA@Stoller4HSFeederPreserveWalkability
02/22/2020 2:12 PM	Stacie Tokunaga	oshiros@gmail.com	Oak Hills Elem			Please END isolation of Oak Hills students!! Send Oak Hills East to Timberland with Terra Linda, and Oak Hills West to Meadow Park with Bethany. This will strengthen the middle school to high school feeder path for Oak Hills students.Split Oak Hills at middle school to enusure each half of Oak Hills continues onto high school with a decent size peer group.
02/22/2020 8:35 AM	Steffany Johnson	SteffAnyjohnson29@gmail.com	Rock Creek Elem	Stoller MS	Westview	we moved here from Cornelius and bought a house for the school district because we like Stollers rating. Now we are being told Five oaks will be our middle school. Do not send our elementary school without any additional feeder school to help this schools rating go up this is going to hard for our school.
02/22/2020 11:00 AM	Subhashini Sreeramsetty	s_subhashini123@yahoo.com	Oak Hills Elem	Meadow Park MS	Sunset	End isolation of Oak Hills students. Send Oak Hills (East) to Timberland with Terra Linda and Oak Hills (West) to Meadow Park with Bethany. Strengthen the middle school to high school feeder path for Oak Hills students. Fulfill Objective #4. Currently, only 20 Oak Hills students start Sunset each year in a school population of 2000 where they recognize only 1% of the student body. The Oak Hills community agrees to an East/West split at middle school to ensure students continue onto a high school with a decent size peer group. End isolation of Oak Hills.
02/22/2020 11:55 AM	Suya Zhang	aiyaan@126.com	Springville K-8	Stoller MS	Westview	Thank you for hearing what most residents and members has been required. It is nice to see some progress. Now let's work on the number buy small adjustment besed on the four criterias.
02/22/2020 10:19 AM	Suzanne Mattson	Portlandsuz@gmail.com	Terra Linda Elem	Cedar Park MS	Sunset	Please consider the following to alleviate overcrowding at Stoller:1) Rock Creek and Springville to Five Oaks(2) OH and Bethany to Timberland (3) Beaver Acres and Aloha Huber to Meadow Park(4) Findley to Stoller (5) Balanced Summa as neededBENEFITS:(1) It solves the Oak Hills Sunset problem. (2) Rock Creek commute to Meadow Park is improved significantly. (3) Stoller is not overcrowded and we don't put 250 kids In busses that can walk to Stoller.(4) Five Oaks enrollment without Springville suffers a decline by 2025. Its enrollment is stable with Springville in there.
02/22/2020 6:36 AM	Suzi Fei	suzifei@yahoo.com	Oak Hills Elem			Please end the isolation of Oak Hills East students at Sunset HS by sending them to Timberland MS with Terra Linda ES.Why?1. The Oak Hills community *wants* to be split after ES because we go to different high schools. 2. It fulfills your committee's objective to honor feeder patterns (from MS to HS). 3. The numbers may say Sunset is 14% Meadow Park, but our kids don't know the kids from Barnes, probably because they're in the dual language program at Meadow Park.4. There's room for the handful of Oak Hills East kids at Timberland, because even if you move Stoller's SUMMA there, many at Stoller will opt out of SUMMA to avoid the long commute to Timberland, to stay with friends, and to stay at Westview. 5. Although we are few, we can help relieve overcrowding at Meadow Park if we go to Timberland.6. Oak Hills East *wants* to go to Timberland. How many other families are saying that?

02/22/2020 6:55 PM	Swathi	eswathi2708@gmail.com	Springville K-8				Hello BSD Middle school Adjustment Committee, THANK YOU SO MUCH FOR YOUR GREAT SUPPORT AND PATIENTLY LISTENING SPRINGVILLE CONCERNS, New Map which was released on Feb 21st is great example to showing the equality by keeping Springville with in Stoller Middle school, As Springville is part of North Bethany and not part of Five Oaks Community and commute is going to 2 miles rather than 4.5 Miles Springville, Sato and JW will fit in Stoller when we move out Summa kids to Timberland. it's about 400 kids of Springville and 94 kids of JW Summa. I support new map which released on Feb 21st.
02/22/2020 9:38 PM	Syngeyu	Syngeyu@gmail.com					Number says Springville, Sato, and JW can stay at Stoller with all of the Summa students at other middle school that has the capacity. Stoller will be below 90% of permanent capacity in 2021 with only these three elementary schools. And in 2025, even with BSD's most aggressive projection, Stoller with the three feeders will have 1231 students, which is still below Stoller's permanent capacity of 1375 students. With Timberland as the shiny brand new middle school open at the north of HW 26, and Meadow Park as the Bethany neighborhood middle school, families at the north side of HW 26 will have more choices other than Stoller for middle school and they are less likely to be concentrated at the northern most part of Sato and Springville area. So this new middle school boundary map will actually itself reduce the likelihood of future overcrowding issue at Stoller.
02/22/2020 7:56 AM	Tammy Tank	tammy.j.tank@gmail.com	Oak Hills Elem	Stoller MS	Sunset		Send Oak Hills (East) to Timberland with Terra Linda and Oak Hills (West) to Meadow Park with Bethany! Please understand the concerns of many parents who live in Oak Hills EAST. With the current proposal our kids will attend sunset knowing 1% of the population. We are a small group which should help relocating us to Timberland with our neighboring school of Terra Linda that also feeds into Sunset. Please hear and answer our concerns, it's for the success and growth of our kids. Thank you for your time and consideration.
02/22/2020 7:41 AM	Teresa Bodtker	Teresabodtker@gmail.com	Rock Creek Elem				Just as a matter of interest in the new maps Summa is contributing to over population in 3 school.
02/22/2020 1:43 AM	Uttam Desai	udesait9@yahoo.com	Findley Elem				If I can throw a rock from my backyard and hit a school, THATS MY NEIGHBORHOOD SCHOOL. What else is needed to define PROXIMITY?? Findley should stay in Stoller!
02/22/2020 9:13 AM	VARSHA	a.varsha26@yahoo.com	Springville K-8	Stoller MS	Westview		We support MAP A for Feb25a) It avoids splitting of communities.b) It avoids Springville having to travel the maximum distance along the unsafest route to Five Oaks.c) BSD will also gain in transportation costs by keeping Springville at Stoller.d) It will further help to move the entire SUMMA from Stoller to Timberland.e) JW , SATO and Springville minus SUMMA meets the objective in 2025 and is totally sustainable in 2025.
02/22/2020 6:19 AM	Vasu Akkineni	vasu.akkineni@gmail.com	Springville K-8	Stoller MS	Westview		FIVE MINUTES ONLY IS FAKE DATA - I see a lot of comments that Springville to Five Oaks is ONLY 5 extra minutes than Springville to Stoller. I have already sent the discrepancies in the trial bus data to Mr. Sparks to share with the AC and address those inconsistencies. Currently operating buses from Springville to Westview(same route) takes 18 minutes to go 2.5 miles prior to rush hour. Trial bus data from Springville to Five Oaks on the same route during rush hour takes 21 mins for 4.7 miles. That means only 3 minutes longer to go 2.2 miles more?? Comparing it to current pick up times for Stoller, the current bus picks up Springville kids at 8:46 AM to go 2.1 miles to Stoller. The trial bus data to Five Oaks says that it will pick kids 2 minutes earlier to be ON TIME at a school which is 2.6 miles further away than Stoller? In reality it would have to pick much earlier and would bump into the Springville School traffic on Joss Ave. Anyone who lives here knows how bad the traffic on Joss Ave is trying to turn onto Springville Road. The trial bus stops were all 30 secs. In reality it takes close to 2 minutes for 25 to 30 kids to board. I find this as selfish tunnel vision when folks say it is just 5 minutes more and if they are already on the bus, they should not have any issues going further.
02/22/2020 6:47 AM	Vasu Akkineni	vasu.akkineni@gmail.com	Springville K-8	Stoller MS	Westview		JW SUMMA NUMBERS ARE INFLATED- Jacob Wismer claimed in their testimonial on Feb 13th that 1 in 3 JW kids go to SUMMA. This is NOT TRUE. According to the SUMMA Grid map provided by BSD, there are 86 SUMMA students and per the residents by grid code map, there are 370 total kids. JW SUMMA kids make up 23% and not 33% like how JW is claiming. Not even a quarter, let alone a third. This means a lot of Jacob Wismer's General education kids still maintain walkability by attending Stoller even if SUMMA is removed from Stoller.
02/22/2020 3:51 PM	VB	vb_findley@yahoo.com					The current working Map is totally incorrect. The committee came back to the first map which was proposed before the boundary meetings. I think it was all decided and these meetings were only to eyewash people. The decision is fully biased. I am a Findley parent and my kid walks to school everyday. The purpose of moving to this neighborhood was to go to Stoller. Boundary adjustment should only consider proximity not the feeder schools. The distance is always constant and the capacity never exceeds. Springville area is constantly growing. Will Stoller keep all of the Springville if the growth continues? It is very unfair for the people living in the neighborhood. I request BSD to make a fair decision.
02/22/2020 6:10 PM	vijayarun	vijayanarun@hotmail.com	Springville K-8	Stoller MS	Westview		We appreciate MAP A for Feb25a) It avoids splitting of communities.b) It avoids Springville having to travel the maximum distance along the unsafest route to Five Oaks.c) BSD will also gain in transportation costs by keeping Springville at Stoller.d) It will further help to move the entire SUMMA from Stoller to Timberland.e) JW , SATO and Springville minus SUMMA meets the objective in 2025 and is totally sustainable in 2025.f) The 2025 projections doesn't seem accurate. There is no further development in Springville. Also growth in SATO will gradually decrease in next few years.g) Rockcreek gets a long commute but gets to the MS with their Bethany neighbours.h) Findley loses some walkability but gets to nearby Timberland with SUMMA in same school.
02/22/2020 12:00 AM	Vimal	Vimalan.pdx@gmail.com	Springville K-8	Stoller MS			Dear Spark & MS AC committee ,Thanks for releasing a map with all of Springville at Stoller. Please move JW Walkable summa kids to Timberland. Just because our kids are BUSSED DOESNT MEAN YOU CAN SHIP THEM TO ANY SCHOOL BSD WANTS. WALKABILITY IS NOT PROXIMITY AND EQUITY KIDS WELL BEING MATTERS THAN TRANSPORTATION PENNY SAVINGS
02/22/2020 3:44 PM	vimal	vimalan.pdx@gmail.com	Springville K-8	Stoller MS			Dear MS AC Committee & Sparks, Thanks for releasing the map that majority of the North Bethany feel this is the BEST MAP so far that BSD ever released by listening to parents/kids concerns. This map also keep North Bethany communities together. - Findley, Rockcreek, Sato and Springville all are happy as no school splits.- Rockcreek is happy as they are going to Meadow park along with one other ES(Bethany) from North Bethany. - Springville, Findley , Sato and JW REGULAR MS kids are happy as BSD keeping them to a proximity school and given priority to REGULAR MS KIDS OVER OPTION PROGRAM request you to consider moving entire SUMMA to Timberland as the most of Summa kids concentrated in Findley and East of JW. This avoids having 2 SUMMA programs in Timberland and Stoller. Though 2025 projections are little higher but this can be managed easily at Stoller as it's holding 150% of PC currently.
02/22/2020 9:03 PM	vimal	vimalan.pdx@gmail.com	Springville K-8	Stoller MS			Dear MS AC Committee & Sparks, Thanks for listening to all the North Bethany concerns and addressing them in the map released on Feb 25th. I request below recommendations to achieve both 'MS boundary objectives' and North Bethany concerns/requests- Move Entire Summa to Timberland to fill Timberland and reduce overcrowd in Stoller i.e at 88% of permanent capacity.- The over projected 2025 capacity numbers at stoller are little higher but well under 89% of Total Capacity of Stoller. This neither need a new middle school in North Bethany nor another MS boundary adjustment in 2025 as the growth slows down after 2025.
02/22/2020 9:22 PM	vimal	vimalan.pdx@gmail.com	Springville K-8	Stoller MS			Dear MS A Committee and Sparks, For the first time in this MS adjustment process BSD released a map on Feb 25th that best suits the interests of 95% North Bethany community. Certainly everybody i.e Findley, Springville, JW , Rockcreek and North Bethany happy with this map. I recommend below changes to Feb 25th map to meet the MS boundary objectives. 1. Move Stoller Summa to Timberland. This meets the MS Boundary objective 1. Also avoids maintaining 2 summa programs. 2. Moving Summa from Stoller will put Stoller at 88% Permanent capacity. Meets objective 2. Stoller still can sustain in 2025 as Stoller will be at 89% of Permanent capacity. This doesn't need another Ms boundary adjustments. 3. Minimizes the splits in Findley, Springville , Rockcreek and Sato. Meets objective 3. 4. North bethany Regular & Summa program kids will feed in to the Proximity MS schools. Meets objective 4. Also the diversity numbers and Free reduced lunch numbers looks lot better than any other combinations. Please keep Sato, Springville and JW feed to Stoller. KEEP NORTH BETHANY COMMUNITIES HAPPY AND TOGETHER & MAKES EVERYBODY LIFE EASY.
02/22/2020 9:43 PM	vimal	vimalan.pdx@gmail.com	Springville K-8	Stoller MS			Thank you MS AC Committee for requesting & releasing a single Feb 25th map that majority of North Bethany community is HAPPY. It was a hostile environment between all the schools in North Bethany Community before this map. Now I do see neighborliness among all the schools in North Bethany with this map as there are NO EL TO MS SPLITS, COMMUNITY SEPARATIONS, ISLAND CREATIONS and MINIMIZED COMMUTE. Thanks again MS AC Committee and BSD for listening to communities and prioritizing COMMUNITIES OVER DOLLARS
02/22/2020 3:26 PM	Vinod Kulkarni	vkpkulkarni@gmail.com		Stoller MS			With Summa out of Stoller, the permanent capacity utilization dips to 114% In 2025. Some parents are calling that unsustainable for the future of Stoller. It[?]s a myth that needs to be debunked ! SPV K-5 enrollments in 2019 is 717 and projections from 2020 to 2026 are 744, 753, 769, 759, 763, 744 and 728. Please note the SPV K-5 population starts declining in 2025 onwards ! SPV 6-8 enrollments in 2019 is 361 and projections from 2020 to 2026 are 389, 424, 448, 496, 511, 543 and 537. Please note the SPV 6-8 population also starts declining in 2025 onwards ! What is most worrying is BSD[?]s calculations of enrollments which shows disproportionate growth for SPV K-5 vs SPV 6-8. The SPV K-5 growth is relatively flat adding in the range 9 - 16 students year in year until 2025. However 6-8 growth is in the range of 15 - 48 students year on year until 2025 ! How is that possible ? One explanation could be that newer single family houses account for that growth but wait SPV has no new construction ! The 2020 - 2025 growth projections for SPV and SATO follow a similar trajectory and numbers ! The projections can be explained for SATO because SATO is growing but makes no sense whatsoever for SPV ! BSD has historically overestimated growth so 114% capacity utilization appears to be very high number for 2025. I expect in reality the numbers will be much lower. The Feb 25th working Map looks balanced. It keeps neighborhood ES together and splits as little as possible ! I would encourage the committee to approve it. Thank you !

02/22/2020 11:33 AM	Wendy Bennion	wendybennion@gmail.com	Bethany Elem	Meadow Park MS	Westview		End Oak Hills isolation! Please send the east side of Oak Hills to Timberland with Terra Linda and the west side of Oak Hills to Westview with Bethany. This would allow Oak Hills students to come into HS and not feel like a stranger. This would really strengthen the feeder path for all Oak Hills students!
02/22/2020 10:02 PM	Yajing W	yajingyajing@gmail.com	Springville K-8				Besides everything on the working map from Feb 21st, SUMMA program needs to be moved to Timberland, which is the ultimate way to solve the Stoller overcrowding and maximize the utilization of Timberland. In fact there are now more SUMMA students within the Timberland boundary than within the Stoller boundary.
02/22/2020 9:41 AM	Yajing W	yaingyajing@gmail.com	Springville K-8				SUMMA is an OPTION program that needs to be decided by the teaching and learning department. It should not be brought up to our boundary adjustment meetings to be taken into consideration . General student numbers matter.
02/22/2020 7:02 PM	Yamini Nimmagadda	Yamini.nimmagadda@gmail.com	Findley Elem				I support the latest map of all findley in Timberland if BSD can guarantee all north summa is timberland. This helps summa kids to have effective summa program and so reduces stoller numbers, meeting the objective.
02/22/2020 11:10 AM	Yang-Chun Cheng	yc.jeff.cheng@gmail.com	Rock Creek Elem				The fact is many high-tech and Nike employees families resides in the Bethany area. Now it seems like someone who throws a tantrum would get the candy. New maps being discussed each meeting and still capacity is a problem. What about minimize transportation time, reduce the cost and the impact of the community. I believe it[?]s extremely important for all the students in the district to have best learning environment possible. As a Rock Creek parent, I am wondering why we have got into two options. This or Five Oaks alone? None of these two is ideal. We are disadvantages with a far distance and torn apart from academic balancing. The process is not inclusiveness as it should be and not all the information are transparent. I would prefer to have Rock Creek at Five Oaks with Bethany and Westview-feeding Oak Hills to preserve our northern community, save transportation costs for the district as a whole. However, in order to stay with our neighborhood school, our kids spend their time on bus longer and increase cost for BSD. I recommend the committee and BSD consider combining Stoller SUMMA with Timberland. Students send off to Stoller is less than a hundred per year and the number is declining. Rock Creek kids should be treat equally and they reserve same best learning environment with their neighboring schools. Anyway, I would encourage the committee to evaluate all aspect moving forward. I can accept Rock Creek moving to Meadow Park, but please make this redraw of boundary a sustainable plan so we will not be deal with the process in the near future. Thank you.
02/22/2020 10:06 PM	Yanping cheng	Yanping.cheng@outlook.com	Jacob Wismer Elem	Stoller MS	Sunset	ISB	Hello, our kids are now in JW elementary school.We hope to keep JW-stoller-sunset this pattern.Also we hope SUMMA will stay at Stoller.Thanks.
02/22/2020 12:19 PM	Yuhua Tan	mtshui2012@gmail.com					I was thrilled to see the final working map published for the Feb. 25th meeting. This map has all north Bethany community children at Stoller; it has Rock Creek, Oak Hills, Bethany ES together at Meadow Park MS; it also cleans up the split feeder pattern for Findley and have all of them in Timberland. To make the number work for Stoller, the only Summa program at north of 26 highway should be moved to Timberland as Findley has the majority Summa kids and JW's summa students are all concentrated at the eastern side close to Findley. It makes the most sense to use the brand new Timberland MS for the Summa site instead of overcrowded Stoller.I really appreciate the time and efforts the AC members took to listen to the public and helped BSD make the correct decision. It takes the whole community's effort to raise our children!!! Thank you again!!

RE: Request to maintain healthy feeder pattern

Steven Sparks - Exec Admin <Steven_Sparks@beaverton.k12.or.us>

Sat 2/22/2020 10:18 AM

To: Jayaprakash Shanmugam <jayaprakashns@gmail.com>

Cc: deborah wohlmut <Debby_Wohlmut@beaverton.k12.or.us>

Mr. Shanmugam -

Thank you for your email. I have entered your email into the public record and will be forwarded to the advisory committee.

Steven A. Sparks, AICP | Executive Administrator for Long Range Planning | Beaverton School District
16550 SW Merlo Road, Beaverton, Oregon 97003-4348 | (503) 356-4449

District Goal: WE empower all students to achieve post-high school success.

From: Jayaprakash Shanmugam <jayaprakashns@gmail.com>

Sent: Thursday, February 20, 2020 1:01 PM

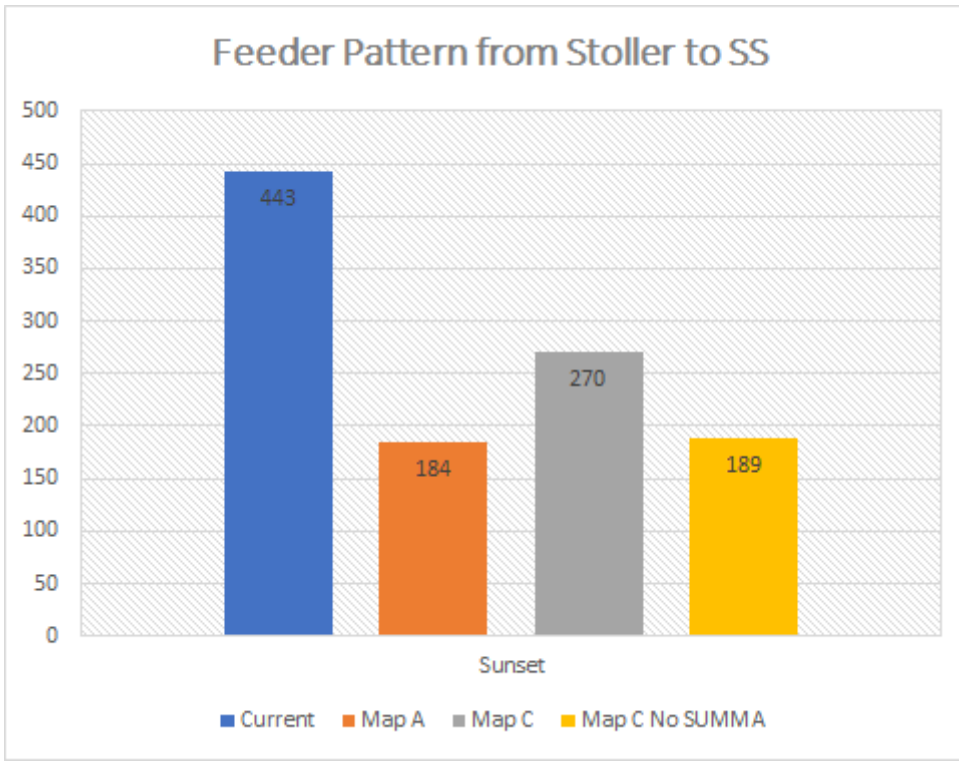
To: Steven Sparks - Exec Admin <Steven_Sparks@beaverton.k12.or.us>

Subject: Request to maintain healthy feeder pattern

⚠ This is from a Non-BSD Email address: Please only click links and attachments if you are sure they are safe

Dear Mr. Sparks,

As a JW parent, I am worried about the possibility of pulling the SUMMA out of Stoller. Based on the data published in <https://v3.boardbook.org/Public/PublicItemDownload.aspx?ik=45850445>, the total number of students attending Sunset from Stoller is currently 443 (41% of total strength). Taking Findley out from Stoller leaves JW the only school that feeds to Sunset. As you could see from the graph below, this already reduces the number of students from Stoller (or JW) to Sunset. If you move SUMMA also from Stoller, the number of JW students attending Sunset through the Stoller is further reduced and this effectively isolates the JW kids in the high school. Kindly make sure your recommendations maintain at least some level of healthy feeder pattern for these kids.



Source: <https://v3.boardbook.org/Public/PublicItemDownload.aspx?ik=45850445> Percentages of Stoller are converted to absolute numbers for representation.

Thank you
Jayaprakash

FW: Pros and Cons of Feb 25th workmap

Steven Sparks - Exec Admin <Steven_Sparks@beaverton.k12.or.us>

Sun 2/23/2020 12:03 PM

To: Madhusudhan Rangarajan <mrangar@gmail.com>**Cc:** deborah wohlmut <Debby_Wohlmut@beaverton.k12.or.us>

■ 1 attachments (97 KB)

Pros and Cons Feb25 (2).pdf;

Mr. Rangarajan -

I have entered your email and file into the public record.

Steven A. Sparks, AICP | Executive Administrator for Long Range Planning | Beaverton School District
16550 SW Merlo Road, Beaverton, Oregon 97003-4348 | (503) 356-4449

District Goal: WE empower all students to achieve post-high school success.

From: Madhusudhan Rangarajan <mrangar@gmail.com>**Sent:** Saturday, February 22, 2020 10:52 AM**To:** Steven Sparks - Exec Admin <Steven_Sparks@beaverton.k12.or.us>**Subject:** Pros and Cons of Feb 25th workmap

⚠ This is from a Non-BSD Email address: Please only click links and attachments if you are sure they are safe



Mr Sparks,

Attached chart shows the pros and cons of the Feb 25th workmap for the different schools along with our feedback. Could you please get this attachment over to the committee and make it part of the public record?

Thanks,

Madhu

Pros and Cons of Feb 25th Workmap for the Current Stoller Schools

Current Stoller Feeding School		
Springville	Stay united with North Bethany community and have a reasonable commute	Lose Summa at home school
Sato	Stay united with North Bethany community and have a reasonable commute	Lose Summa at home school
Jacob Wismer	Over 300 Jacob Wismer kids still walk to their middle school	Lose Summa at home school, split MS feeder
Findley	Go to nearby spectacular new school at Timberland, Summa at home school, no ES or MS split	Lose walkability for some
Rock Creek	Go with their Oakhills and Bethany neighbors to Meadow Park	Longest commute

The Feb 25th workmap is the most balanced for the Current Stoller schools
 THANKS to the committee for taking all our feedback to heart and doing right by ALL children