



# Entry 1 School Information and Cover Page

## (New schools that were not open for instruction for the 2018-19 school year are not required to complete or submit an annual report this year).

Created: 07/15/2019 • Last updated: 07/29/2019

---

Please be advised that you will need to complete this cover page (including signatures) before all of the other tasks assigned to you by your authorizer are visible on your task page. While completing this cover page task, please ensure that you select the correct authorizer **(as of June 30, 2019)** or you may not be assigned the correct tasks.

### BASIC INFORMATION

**a. SCHOOL NAME** BOYS PREPARATORY CHARTER SCHOOL OF NEW YORK

(Select name from the drop down menu)

**a1. Popular School Name** (No response)  
**(Optional)**

**b. CHARTER AUTHORIZER (As of June 30th, 2019)** SUNY-Authorized Charter School

Please select the correct authorizer as of June 30, 2019 or you may not be assigned the correct tasks.

**c. DISTRICT / CSD OF LOCATION** NYC CSD 7

**d. DATE OF INITIAL CHARTER** 08/2013

**e. DATE FIRST OPENED FOR INSTRUCTION** 08/2014

**h. SCHOOL WEB ADDRESS (URL)** <https://www.publicprep.org/our-schools/boysprep>

**i. TOTAL MAX APPROVED** 600

**ENROLLMENT FOR THE 2018-19**

**SCHOOL YEAR (exclude Pre-K  
program enrollment)**

**j. TOTAL STUDENT ENROLLMENT** 524

**ON JUNE 30, 2019 (exclude Pre-K  
program enrollment)**

**k. GRADES SERVED IN SCHOOL YEAR 2018-19 (does not include Pre-K program  
students)**

Check all that apply

Grades Served	K, 1, 2, 3, 4, 5
---------------	------------------

**l1. DOES THE SCHOOL CONTRACT** Yes  
**WITH A CHARTER OR  
EDUCATIONAL MANAGEMENT  
ORGANIZATION?**

**l2. NAME OF CMO/EMO AND ADDRESS**

NAME OF CMO/EMO	Public Prep Network
PHYSICAL STREET ADDRESS	192 E 151st Street
CITY	Bronx
STATE	New York
ZIP CODE	10451
EMAIL ADDRESS	<a href="mailto:irowe@publicprep.org">irowe@publicprep.org</a>
CONTACT PERSON NAME	Ian Rowe

**FACILITIES INFORMATION**

**m. FACILITIES**

Will the school maintain or operate multiple sites in 2019-20?

	No, just one site.
--	--------------------

## School Site 1 (Primary)

### m1. SCHOOL SITES

Please provide information on Site 1 for the upcoming school year.

	Physical Address	Phone Number	District/CSD	Grades to be Served at Site for coming year (K-5, 6-9, etc.)	Receives Rental Assistance for Which Grades (If yes, enter the appropriate grades. If no, enter No).
Site 1	192 E 151st Street Bronx NY 10451	718-742-4321	NYC CSD 7	PK-5	

### m1a. Please provide the contact information for Site 1.

	Name	Work Phone	Alternate Phone	Email Address
School Leader	Khalek Kirkland	718-328-2139		<a href="mailto:kkirkland@boysprep.org">kkirkland@boysprep.org</a>
Operational Leader	Dana Carbonell	718-328-2139		<a href="mailto:dcarbonell@boysprep.org">dcarbonell@boysprep.org</a>
Compliance Contact	Andrew Group	718-328-2139		<a href="mailto:agroup@publicprep.org">agroup@publicprep.org</a>
Complaint Contact	Michele Cerwin	718-328-2139		<a href="mailto:mcerwin@publicprep.org">mcerwin@publicprep.org</a>
DASA Coordinator	Michele Cerwin	718-328-2139		<a href="mailto:mcerwin@publicprep.org">mcerwin@publicprep.org</a>
Phone Contact for After Hours Emergencies	Michele Cerwin	718-328-2139		<a href="mailto:mcerwin@publicprep.org">mcerwin@publicprep.org</a>

**m1b. Is site 1 in public (co-located) space or in private space?**

Private Space

**IF LOCATED IN PRIVATE SPACE IN NYC OR IN DISTRICTS OUTSIDE NYC**

**m1d. Upload a current Certificate of Occupancy (COO) and the annual Fire Inspection Report for school site 1 if located in private space in NYC or located outside of NYC .**

**Site 1 Certificate of Occupancy (COO)**

<https://nysed-cso-reports.fluidreview.com/resp/109450662/yFPTXS6fVy/>

**Site 1 Fire Inspection Report**

(No response)

**CHARTER REVISIONS DURING THE 2018-19 SCHOOL YEAR**

**n1. Were there any revisions to the school’s charter during the 2018-19 school year? (Please include approved or pending material and non-material charter revisions).** No

**ATTESTATION**

**o. Individual Primarily Responsible for Submitting the Annual Report.**

Name	Kasimeir Smith
Position	Director of Data and Technology
Phone/Extension	212-346-6000
Email	<a href="mailto:ksmith@publicprep.org">ksmith@publicprep.org</a>


**p. Our signatures (Executive Director/School Leader/Head of School and Board President) below attest that all of the information contained herein is truthful and accurate and that this charter school is in compliance with all aspects of its charter, and with all pertinent Federal, State, and local laws, regulations, and rules. We understand that if any information in any part of this report is found to have been deliberately misrepresented, that will constitute grounds for the revocation of our charter. Check **YES** if you agree and then use the mouse on your PC or the stylus on your mobile device to sign your name).**

Yes

**Signature, Head of Charter School**

Two handwritten signatures in black ink. The first signature is on the left and the second is on the right.

**Signature, President of the Board of Trustees**

A handwritten signature in black ink.

**Date**

2019/07/29

**Thank you.**

# Certificate of Occupancy

CO Number: 220152652T005

This certifies that the premises described herein conforms substantially to the approved plans and specifications and to the requirements of all applicable laws, rules and regulations for the uses and occupancies specified. No change of use or occupancy shall be made unless a new Certificate of Occupancy is issued. *This document or a copy shall be available for inspection at the building at all reasonable times.*

<b>A.</b> <b>Borough:</b> Bronx <b>Address:</b> 192 EAST 151ST STREET <b>Building Identification Number (BIN):</b> 2001065	<b>Block Number:</b> 02348 <b>Lot Number(s):</b> 5 <b>Building Type:</b> Altered to comply as new	<b>Certificate Type:</b> Temporary <b>Effective Date:</b> 04/16/2019 <b>Expiration Date:</b> 07/15/2019
This building is subject to this Building Code:		
<i>For zoning lot metes &amp; bounds, please see BISWeb.</i>		
<b>B.</b> <b>Construction classification:</b> 2-A (2014/2008 Code) <b>Building Occupancy Group classification:</b> E (2014/2008 Code) <b>Multiple Dwelling Law Classification:</b> None		
<b>No. of stories:</b> 5 <b>Height in feet:</b> 75 <b>No. of dwelling units:</b> 0		
<b>C.</b> <b>Fire Protection Equipment:</b> Fire alarm system, Sprinkler system		
<b>D.</b> <b>Type and number of open spaces:</b> None associated with this filing.		
<b>E.</b> <b>This Certificate is issued with the following legal limitations:</b> None		
<b>Outstanding requirements for obtaining Final Certificate of Occupancy:</b>		
There are 18 outstanding requirements. Please refer to BISWeb for further detail.		
<b>Borough Comments:</b> OK TO RENEW TCO FOR 90 DAYS FOR CELLAR, THRU FIFTH FLOORS TO INCLUE 5TH FLOOR TERRACE. POST ONE FIREGUARDS UNTIL FIRE ALARM IS SIGNED OFF		



Borough Commissioner



Acting


Commissioner

DOCUMENT CONTINUES ON NEXT PAGE

# Certificate of Occupancy

CO Number: 220152652T005

Permissible Use and Occupancy						
All Building Code occupancy group designations below are 2008 designations.						
Floor From To	Maximum persons permitted	Live load lbs per sq. ft.	Building Code occupancy group	Dwelling or Rooming Units	Zoning use group	Description of use
CEL	3	OG	F-2		3	MECHANICAL ROOM, ELECTRIC ROOM, GAS/WATER ROOM, UTILITY ROOM
CEL		OG				N/A
001 001		120	S-2		3	BICYCLE STORAGE FOR 9 BIKES
001 001 234		120	E		3	CLASSROOMS
001 001 203		120	E		3	KINDERGARTEN AND PRE-KINDERGARTEN (BATHROOMS IN CLASSROOMS)
001 001 3		120	E		3	KITCHEN
001 001 18		120	E		3	STAFF OFFICES, CONFERENCE ROOM
001 001 253		120	A-3		3	MULTI-PURPOSE ROOM (UNCONCENTRATED TABLES AND CHAIRS)
001 001 84		120	A-3		3	CAFETERIA
001 001 4		120	E		3	STAFF LOUNGE
001 001 3		120	S-2		3	STORAGE CLOSETS, GARBAGE ROOM, WALK-IN BOX, WALK-IN FREEZER, JANITOR'S CLOSET
002 002 565		100	E		3	CLASSROOMS
002 002 17		100	E		3	LIBRARY



Borough Commissioner



Acting


Commissioner

DOCUMENT CONTINUES ON NEXT PAGE

# Certificate of Occupancy

CO Number: 220152652T005

Permissible Use and Occupancy						
All Building Code occupancy group designations below are 2008 designations.						
Floor From To	Maximum persons permitted	Live load lbs per sq. ft.	Building Code occupancy group	Dwelling or Rooming Units	Zoning use group	Description of use
002 002 4		100	S-2		3	STORAGE CLOSET, JANITORS CLOSET, IT ROOM. MECHANICAL ROOM
002 002 245		100	A-3		3	GYMNASIUM
003 003 1		100	S-2		3	STORAGE CLOSET, JANITOR'S CLOSET, MECHANICAL ROOM
003 003 427		100	A-3		3	MULTI-PURPOSE ROOM
003 003 153		100	E		3	CLASSROOMS
003 003 5		100	E		3	STAFF OFFICES & CONFERENCE ROOM
004 004 303		100	E		3	CLASSROOMS
004 004 15		100	E		3	LIBRARY
004 004 1		100	S-2		3	JANITOR'S CLOSET & MECHANICAL ROOM
005 005 72		100	E		3	ACCESSORY TERRACE
005 005 261		100	E		3	CLASSROOMS
005 005 1		100	S-2		3	JANITOR'S CLOSET
ROF		100	S-1		3	ELEVATOR MACHINE ROOM AND MECHANICAL UNITS



Borough Commissioner



Acting


Commissioner

DOCUMENT CONTINUES ON NEXT PAGE

*Certificate of Occupancy*

CO Number: **220152652T005**

END OF SECTION



Borough Commissioner



Acting

Commissioner

END OF DOCUMENT

220152652/005 4/16/2019 2:40:15 PM



# Entry 2 NYS School Report Card Link

Last updated: 07/18/2019

---

## BOYS PREPARATORY CHARTER SCHOOL OF NEW YORK

### **1. CHARTER AUTHORIZER (As of June 30th, 2019)**

(For technical reasons, please re-select authorizer name from the drop down menu).

SUNY-Authorized Charter School

### **2. NEW YORK STATE REPORT CARD**

<https://data.nysed.gov/essa.php?year=2018&instid=800000071084>

**Provide a direct URL or web link to the most recent New York State School Report Card for the charter school (See <https://reportcards.nysed.gov/>).**

(Charter schools completing year one will not yet have a School Report Card or link to one. Please type "URL is not available" in the space provided.)

**Boys Preparatory Charter School of  
New York  
2018-19 ACCOUNTABILITY  
PLAN  
PROGRESS REPORT**

Submitted to the SUNY Charter Schools Institute on:

September 15, 2019

By Ian Rowe, CEO, Public Prep  
Janelle Bradshaw, Superintendent, Public Prep  
And Khalek Kirkland, Principal;

**Boys Prep Elementary School**  
192 East 151st Street, Bronx, NY 10451  
Bronx, NY 10473  
Phone: 718-742-4321  
Fax: 718-744-2497

Kasimeir Smith prepared the 2018-19 Accountability Plan Progress Report on behalf of Public Prep Academies' board of trustees.

Trustee Full Name	Board Affiliation
H. Melvin Ming	Public Preparatory Academies
Laura Weil	Public Preparatory Academies
Lauren Frank	Public Preparatory Academies
Mary Claire Ryan	Public Preparatory Academies
Nicole Kail Greene	Public Preparatory Academies
Nicole Pullen Ross	Public Preparatory Academies
R. Boykin Curry	Public Preparatory Academies
Ramsey Lyons	Public Preparatory Academies
Bryan Lawrence	Public Preparatory Network
Dominique Schulte	Public Preparatory Network
Gregory Jones	Public Preparatory Network
Margery Mayer	Public Preparatory Network
Mark Diker	Public Preparatory Network
Philip O. Brandes	Public Preparatory Network
Eric Grannis	Public Preparatory Network and Public Preparatory Academies
Paul A. Vermynen, Jr.	Public Preparatory Network and Public Preparatory Academies

**Khalek Kirkland has served as Principal of Boys Preparatory Charter School of New York (grades K-5) since June 2018.**

## INTRODUCTION

Boys Prep Bronx, the first all-boys public elementary school in the Bronx, opened in 2014 to change the narrative for generations of young men of color by starting their educational journey early to put them on a path to college completion.

Boys Prep is part of Public Preparatory Network, which launched in 2009 to support the administrative demand of the schools, to assist in the replication and start-up process and to open future single-sex public elementary and middle schools in New York City. Our model is designed to empower each student to build strong character, demonstrate critical thinking, possess a core body of knowledge and be on a predictive path to earn a degree from a four-year university.

Our model recognizes the significance of starting early in building the self-expectation in students that they will attend and complete college and of providing a strong foundation to help get them there. Our content-rich interdisciplinary curriculum ensures students obtain knowledge, skills, and vocabulary related to English Language Arts, mathematics, history, geography, science, foreign language, and the arts. Furthermore, our schools aim to develop our students' work habits and individual talents by integrating the visual arts, music, and athletics into our curriculum.

Everything we do is designed to ensure students are prepared to graduate into New York City's top performing independent, parochial, and public schools to ensure they continue along the path to college completion.

Our core values are scholarship, merit, brotherhood and responsibility.

**School Enrollment by Grade Level and School Year**

School Year	K	1	2	3	4	5	6	7	8	9	10	11	12	Total
2014-15	68	75												143
2015-16	68	69	65											202
2017-18	74	80	59	41										254
2017-18	86	87	70	52	40									335
2018-19	137	152	97	53	54	42								535

**Goal 1: English Language Arts**

Students will become proficient readers of the English language.

**Background**

Boys Prep uses balanced literacy approach in conjunction with the Common Core State Standards (CCSS) as a foundation for planning and instruction. Each integrated literacy block is approximately 110 minutes long at the elementary school and includes both reading and writing instruction and practice opportunities. Teachers use a lesson format that follows a predictable structure – Warm-Up, Teach, guided practice, Independent Practice, connect – so that students know what to expect and what is expected of them at each part of the lesson.

Boys Prep students gain the benefits of the workshop model by learning to communicate in a positive and collaborative climate, apply knowledge through meaningful communication about what they have read, self-monitor through independent reading goals, and practice and master skills and standards by incorporating teacher and student feedback.

Teachers are trained and expected to monitor literacy growth using STEP, which is a research-based formative assessment, data management, and professional development system that has been proven to significantly improve student achievement in literacy. STEP assesses children's literacy skills, provides key data to educators, and trains teachers how to interpret that data in a way that moves children reliably through a 13-level system toward reading proficiency. Students also complete Writing Series and writing diagnostic tied to the units of instruction. Teachers use regular unit assessments in grades 2-5 to monitor student performance and progress.

The NWEA MAP assessment and unit assessments are used strategically by staff to ensure that immediate re-teach and intervention of ELA skills is incorporated into the daily plans, as well as six-week intervention plans. Additionally, the ongoing data informs our RTI (response to intervention) process, a network wide model that targets students for enrichment and/or intervention.

While Boys Prep is committed to incorporating the programs that build strong foundations and embed higher order critical thinking, we also ensure rigor and high academic expectations through standardization and structure. For example, we have developed standardized practices for grading and evaluating student work as well as for small group instruction and Response to Intervention process and criteria.

**Goal 1: Absolute Measure**

Each year, 75 percent of all tested students enrolled in at least their second year will perform at proficiency on the New York State English language arts examination for grades 3-8.

**Method**

The school administered the New York State Testing Program English language arts assessment to students in 3<sup>rd</sup> and 4<sup>th</sup> grade in Spring 2019. Each student's raw score has been converted to a grade-specific scaled score and a performance level.

The table below summarizes participation information for this year's test administration. The table indicates total enrollment and total number of students tested. It also provides a detailed breakdown of those students excluded from the exam. Note that this table includes all students according to grade level, even if they have not enrolled in at least their second year.

**2018-19 State English Language Arts Exam  
Number of Students Tested and Not Tested**

Grade	Total Tested	Not Tested			Total Enrolled
		IEP	ELL	Absent	
3	50	0	0	3	53
4	51	0	0	3	54
5	39	0	0	3	42
6	-	-	-	-	-
7	-	-	-	-	-
8	-	-	-	-	-
All	140	0	0	9	149

**Results**

51% of Boys Prep students enrolled in at least their second year were proficient on the NYS English language arts examination.

**Performance on 2018-19 State English Language Arts Exam  
By All Students and Students Enrolled in At Least Their Second Year**

Grades	All Students		Enrolled in at least their Second Year	
	Percent	Number Tested	Percent	Number Tested
3	72%	50	81%	36
4	29%	51	27%	33
5	44%	39	42%	31
6	-	-	-	-
7	-	-	-	-
8	-	-	-	-
All	49%	140	51%	100

## Evaluation

Boys Prep did not meet the accountability measure of 75 percent of students enrolled in at least their second year achieving proficiency. However, we believe the data indicates that Boys Prep is on a predictive path to meeting the goal of 75 percent proficiency in the future.

## Additional Evidence

The below table indicates the percentage of students in at least their second year.

**English Language Arts Performance by Grade Level and School Year**

Grade	Percent of Students Enrolled in At Least Their Second Year Achieving Proficiency							
	2015-16		2016-17		2017-18		2018-19	
	Percent	Number Tested	Percent	Number Tested	Percent	Number Tested	Percent	Number Tested
3	-	-	35%	34	35%	40	81%	36
4	-	-	-	-	63%	32	27%	33
5	-	-	-	-	-	-	42%	31
6	-	-	-	-	-	-	-	-
7	-	-	-	-	-	-	-	-
8	-	-	-	-	-	-	-	-
All	-	-	35%	34	47%	72	51%	100

**Goal 2: Absolute Measure** Each year, the school's aggregate Performance Level Index (PLI) on the State English language arts exam will meet the Annual Measurable Objective (AMO) set forth in the state's NCLB accountability system.

## Method

The federal No Child Left Behind law holds schools accountable for making annual yearly progress towards enabling all students to be proficient. As a result, the state sets an AMO each year to determine if schools are making satisfactory progress toward the goal of proficiency in the state's learning standards in English language arts. To achieve this measure, all tested students must have a Performance Level Index (PLI) value that equals or exceeds the 2017-18 English language arts AMO of 89. The PLI is calculated by adding the sum of the percent of all tested students at Levels 2 through 4 with the sum of the percent of all tested students at Levels 3 and 4. Thus, the highest possible PLI is 200.

## Results

Boys Prep's performance index for English language arts was 129 in the 2018-19 school year. This exceeds the AMO of 89.

**English Language Arts 2018-19 Performance Level Index (PLI)**

Number in Cohort	Percent of Students at Each Performance Level			
	Level 1	Level 2	Level 3	Level 4
140	16%	36%	40%	9%

$$\begin{array}{rclclclclcl} \text{PI} & = & 31 & + & 40 & + & 9 & = & 80 \\ & & & & 40 & + & 9 & = & \underline{49} \\ & & & & & & \text{PL} & = & 129 \end{array}$$

## Evaluation

Boys Prep exceeded the Annual Measurable Objective by 40 points in 2018-19.

### Goal 3: Comparative Measure

Each year, the percent of all tested students who are enrolled in at least their second year and performing at proficiency on the state English language arts exam will be greater than that of all students in the same tested grades in the local school district.

## Method

A school compares tested students enrolled in at least their second year to all tested students in the surrounding public-school district. Comparisons are between the results for each grade in which the school had tested students in at least their second year at the school and the total result for all students at the corresponding grades in the school district.

## Results

Students enrolled in at least their second year at Boys Prep outperformed those in their host district, NYC Community District 8.

**2018-19 State English Language Arts Exam  
Charter School and District Performance by Grade Level**

Grade	Percent of Students at Proficiency			
	Charter School Students In At Least 2 <sup>nd</sup> Year		All District 7 Students	
	Percent	Number Tested	Percent	Number Tested
3	81%	36	43%	1181
4	27%	33	36%	1234
5	42%	31	22%	1179
6	-	-	28%	1131
7	-	-	22%	1058
8	-	-	31%	1183
All	51%	100	31%	6966

**Evaluation**

Boys Prep met the accountability measure requiring that the proportion of all students who are enrolled in at least their second year and performing at proficiency on the state English language arts exam be greater than that of all students in the same tested grades in the local school district.

**Additional Evidence**

The below table demonstrates that Boys Prep students have outperformed the students of the school's host district, District 7.

**English Language Arts Performance of Charter School and Local District  
by Grade Level and School Year**

Grade	Percent of Students Enrolled in at Least their Second Year Who Are at Proficiency Compared to Local District Students					
	2016-17		2017-18		2018-19	
	Boys Prep	District 7	Boys Prep	District 7	Boys Prep	District 7
3	35%	27%	35%	38%	81%	43%
4	-	25%	63%	33%	27%	36%
5	-	19%	-	20	42%	22%
6	-	13%	-	27%	-	28%
7	-	20%	-	20%	-	22%
8	-	27%	-	31%	-	31%
All	35%	30%	47%	28%	51%	31%

### Goal 1: Comparative Measure

Each year, the school will exceed its predicted level of performance on the state English language arts exam by an Effect Size of 0.3 or above (performing higher than expected to a small degree) according to a regression analysis controlling for students eligible for economically disadvantaged students among all public schools in New York State.

### Method

The Charter Schools Institute conducts a Comparative Performance Analysis, which compares the school's performance to demographically similar public schools state-wide. The Institute uses a regression analysis to control for the percentage of economically disadvantaged students among all public schools in New York State. The Institute compares the school's actual performance to the predicted performance of public schools with a similar economically disadvantaged percentage. The difference between the schools' actual and predicted performance, relative to other schools with similar economically disadvantaged statistics, produces an Effect Size. An Effect Size of 0.3 or performing higher than expected to a small degree is a requirement for achieving this measure. Given the timing of the state's release of economically disadvantaged data and the demands of the data analysis, the 2018-19 analysis is not yet available. This report contains 2017-18 results, the most recent Comparative Performance Analysis available.

### Results

In 2017-18, Boys Prep's aggregate effect size in English language arts was 0.56

#### 2017-18 English Language Arts Comparative Performance by Grade Level

Grade	Percent of Economically Disadvantaged Students	Number of Students Tested	Percent of Students at Proficiency		Difference Between Actual and Predicted	Effect Size
			Actual	Predicted		
3	94.3	47	34.0	36.2	-2.2	-0.12
4	95.0	37	59.5	33.7	25.8	1.44
5						
6						
7						
8						
All	94.6	84	45.2	35.1	10.1	0.56
SCHOOL'S OVERALL COMPARATIVE PERFORMANCE:						

### Evaluation

In 2017-18, Boys Prep did not meet this accountability plan goal. Boys Prep's effect size is not yet available for 2018-19, the year relevant to this analysis.

Boys Preparatory Charter School of New York 2018-19 Accountability Plan Progress Report

## Additional Evidence

Our improvements to curriculum, instruction, and data use make us confident that we will continue to produce strong results in the future.

**English Language Arts Comparative Performance by School Year**

School Year	Grades	Percent Eligible for Free Lunch	Number Tested	Actual	Predicted	Effect Size
2016-17	K-3	92.7	37	32	27.8	0.23
2017-18	K-4	94.6	84	45.2	35.1	0.56

### **Goal 1: Growth Measure**

Each year, under the state's Growth Model, the school's mean unadjusted growth percentile in English language arts for all tested students in grades 4-8 will be above the state's unadjusted median growth percentile.

### **Method**

This measure examines the change in performance of the same group of students from one year to the next and the progress they are making in comparison to other students with the same score in the previous year. The analysis only includes students who took the state exam in 2017-18 and have a state exam score from 2016-17, including students who were retained in the same grade. Students with the same 2016-17 score are ranked by their 2017-18 score and assigned a percentile based on their relative growth in performance (student growth percentile). Students' growth percentiles are aggregated school-wide to yield a school's mean growth percentile. For a school to perform above the statewide median, it must have a mean growth percentile greater than 50. Growth data for the 2018-19 school year is not yet available.

### **Results**

In 2017-18, Boys Prep Bronx's mean unadjusted growth percentile was 56. This is higher than the state's unadjusted median growth percentile of 50.0

**2017-18 English Language Arts Mean Growth Percentile by Grade Level**

Grade	Mean Growth Percentile	
	School	Statewide Median
4	56	50
5	-	50
6	-	50
7	-	50
8	-	50
All	56	50

**Evaluation**

In 2017-18, Boys Prep met this accountability plan goal.

**English Language Arts Mean Growth Percentile by Grade Level and School Year**

Grade	Mean Growth Percentile
	2017-18
4	56
5	-
6	-
7	-
8	-
All	56

### Summary of the English Language Arts Goal

We are committed to providing the resources needed for our students to become proficient readers of the English language. Boys Prep is committed to a culture of continuous improvement where student achievement and success has no limit.

In 2018-19, Boys Prep achieved 3 out of the 5 possible measures for evaluation. Below we have outlined an action plan to implement in the coming year. This plan includes programs and processes that have proven to be successful and new strategies that address our observable gaps.

Like most of the charter schools in New York City, Boys Prep did not meet the goal of 75 percent proficiency in 2018-19. However, our outstanding growth data gives us confidence that we are on a predictive path to attaining that goal in the future.

Type	Measure	Outcome
Absolute	Each year, 75 percent of all tested students who are enrolled in at least their second year will perform at proficiency on the New York State English language arts exam for grades 3-8.	Did Not Achieve
Absolute	Each year, the school's aggregate Performance Level Index (PLI) on the state English language arts exam will meet that year's Annual Measurable Objective (AMO) set forth in the state's NCLB accountability system.	Achieved
Comparative	Each year, the percent of all tested students who are enrolled in at least their second year and performing at proficiency on the state English language arts exam will be greater than that of students in the same tested grades in the local school district.	Achieved
Comparative	Each year, the school will exceed its predicted level of performance on the state English language arts exam by an Effect Size of 0.3 or above (performing higher than expected to a small degree) according to a regression analysis controlling for economically disadvantaged students among all public schools in New York State. (Using 2016-17 school district results.)	Did Not Achieve
Growth	Each year, under the state's Growth Model the school's mean unadjusted growth percentile in English language arts for all tested students in grades 4-8 will be above the state's unadjusted median growth percentile.	Achieved

## **Action Plan**

### **Curriculum**

During the charter period, Boys Prep faculty worked diligently with peer faculty across the Public Prep Network to improve the quality and consistency of the ELA curriculum. The K-8 curriculum was constructed through a combination of upgrading the strongest of the units that were already in use and bringing in high quality external units from Success Academy, Expeditionary Learning and other schools with a strong track record of academic excellence. In 2017-18, teachers across the network implemented a common, standards-aligned ELA curriculum that is coherent in PreK-8. Each unit provides common components, including the ability to choose among a variety of rigorous texts, aligned assessments, clear enduring understandings, interdisciplinary connections, and detailed lesson guides for teachers to use, amend, or build upon. All standards, skills, scope and sequence, and end-of-unit assessments are shared across Public Prep schools, allowing schools to share instructional techniques and benchmark progress against their peers.

### **Instruction**

The second key lever to drive academic improvement is to continue to refine our coaching and observation processes. As the level of expectations of our students has increased, we have identified that our expectations for adult learning must also increase and are providing additional levels of support and professional development opportunities to ensure successful and impactful instructional delivery. All of Boys Prep's instructional leaders regularly observe teachers and provide instructional feedback. Grade team leaders will also conduct informal observations and peer observations. All observations will utilize the Danielson framework as our model of excellent teaching.

Boys Prep has invested in the TeachBoost platform to improve the quality of observation, coaching and evaluation. All teachers will receive a minimum of 15 short and 5 long classroom observations from their coach, which is the average reported by top-quartile schools on TNTP's Insight survey. Our coaching and observation program will also be supported through our partnership with TNTP. From the research literature on school improvement, we know that strong coaching and feedback is one of the highest-leverage strategies that a principal must utilize to improve student achievement. TNTP will also organize Excellent School Visits to ensure our school leaders see best practice.

### **Data & Assessment**

Boys Prep teachers and instructional leaders routinely collect and analyze a wide variety of qualitative and quantitative data to improve curriculum and instruction. Students are assessed using curricular-aligned, performance-based assessments as measures of absolute performance. These rigorous assessments require synthesis and high-level application of knowledge from all subject areas. Student growth is measured using the NWEA MAP and STEP assessments. Throughout the year, students take interim assessments aligned with our scope and sequence in mathematics and in English Language Arts.

### **Leadership**

To better support the Instruction, Curriculum and Assessment, Public Prep made important changes to strengthen the organization's central leadership team. To improve the support and supervision of principals, Public Prep unbundled some of the responsibilities of the CEO, putting day-to-day operations in the hands of the network's Academic Team.

## MATHEMATICS

### **Goal 2: Mathematics**

Boys Prep students will demonstrate steady progress in the understanding and application of mathematical skills and concepts.

### **Background**

Boys Prep has an intensive math curriculum that utilizes the Common Core State Standards as a foundation and folds in rigorous curricula to challenge students and allow teachers to narrow and deepen the scope of math instruction. Boys Prep's math instruction schedule includes a morning meeting each day, as well as a math lesson each day at the elementary level. Teachers use data from student work and math lessons to plan for future instruction.

Boys Prep is continuing to use publisher resources such as Engrade NY at the elementary and middle school, but the program is supplemented with additional content and exemplars to provide more process-based problem solving and to fill gaps in the curriculum. The use of math centers to develop and reinforce mathematical concepts and skills is a critical component of the math workshop. In addition to a math workshop, students participate in solving complex word problems during "Cognitively Guided Instruction" (CGI). CGI serves as a daily opportunity for students to deeply consider number relationships, to apply relationships to computation strategies, and to discuss and analyze their reasoning. CGI supports the development of efficient, flexible, meaningful, and accurate computation strategies.

Boys Prep's instructional leadership teams focus on abstract math to more readily assure that students will be able to take on a more diverse array of mathematical problems and apply their mathematical understandings to new and varied situations. With this strategy teachers are also able to hone their instructional techniques through intensive development of lessons.

**Goal 1: Absolute Measure**

Each year, 75 percent of all tested students enrolled in at least their second year will perform at proficiency on the New York State mathematics examination for grades 3-8.

**Method**

The school administered the New York State Testing Program mathematics assessment to students in 3<sup>rd</sup> and 4<sup>th</sup> grade in Spring 2019. Each student's raw score has been converted to a grade-specific scaled score and a performance level. The table below summarizes participation information for this year's test administration. The table indicates total enrollment and total number of students tested. It also provides a detailed breakdown of those students excluded from the exam. Note that this table includes all students according to grade level, even if they have not enrolled in at least their second year.

**2018-19 State Mathematics Exam  
Number of Students Tested and Not Tested**

Grade	Total Tested	Not Tested			Total Enrolled
		IEP	ELL	Absent	
3	51	0	0	2	53
4	51	0	0	3	54
5	37	0	0	5	42
6	-	-	-	-	-
7	-	-	-	-	-
8	-	-	-	-	-
All	139	0	0	10	149

**Results**

73% of Boys Prep students enrolled in at least their second year were proficient on the NYS mathematics examination.

**Performance on 2018-19 State Mathematics Exam  
By All Students and Students Enrolled in At Least Their Second Year**

Grades	All Students		Enrolled in at least their Second Year	
	Percent	Number Tested	Percent	Number Tested
3	73%	51	81%	37
4	49%	51	55%	33
5	81%	37	83%	29
6	-	-	-	-
7	-	-	-	-
8	-	-	-	-
All	66%	139	73%	99

**Evaluation**

Boys Prep did not meet the accountability measure of 75 percent of students enrolled in at least their second year achieving proficiency. However, we believe the data indicates that Boys Prep is on a predictive path to meeting the goal of 75 percent proficiency in the future.

**Additional Evidence**

The below table indicates the percentage of students in at least their second year.

### Mathematics Performance by Grade Level and School Year

Grade	Percent of Students Enrolled in At Least Their Second Year Achieving Proficiency					
	2016-17		2017-18		2018-19	
	Percent	Number Tested	Percent	Number Tested	Percent	Number Tested
3	51%	37	45%	40	81%	37
4	-	-	42%	31	55%	33
5	-	-	-	-	83%	29
6		-	-	-	-	-
7	-	-	-	-	-	-
8	-	-	-	-	-	-
All	51%	37	44%	71	73%	99

#### **Goal 2: Absolute Measure**

Each year, the school's aggregate Performance Level Index (PLI) on the State mathematics exam will meet the Annual Measurable Objective (AMO) set forth in the state's NCLB accountability system.

#### **Method**

The federal No Child Left Behind law holds schools accountable for making annual yearly progress towards enabling all students to be proficient. As a result, the state sets an AMO each year to determine if schools are making satisfactory progress toward the goal of proficiency in the state's learning standards in mathematics. To achieve this measure, all tested students must have a Performance Level Index (PLI) value that equals or exceeds the 2018-19 mathematics AMO of 86. The PLI is calculated by adding the sum of the percent of all tested students at Levels 2 through 4 with the sum of the percent of all tested students at Levels 3 and 4. Thus, the highest possible PLI is 200.

#### **Results**

Boys Prep's performance index for mathematics was 156 in the 2018-19 school year. This exceeds the AMO of 86.

### Mathematics 2018-19 Performance Level Index (PLI)

Number in Cohort	Percent of Students at Each Performance Level			
	Level 1	Level 2	Level 3	Level 4
139	9%	24%	37%	29%

$$\begin{aligned}
 \text{PI} &= 24 + 37 + 29 = 90 \\
 &37 + 29 = \underline{66} \\
 \text{PLI} &= 156
 \end{aligned}$$

### Evaluation

Boys Prep exceeded the Annual Measurable Objective by 70 points in 2018-19.

### Goal 3: Comparative Measure

Each year, the percent of all tested students who are enrolled in at least their second year and performing at proficiency on the state mathematics exam will be greater than that of all students in the same tested grades in the local school district.

### Method

A school compares tested students enrolled in at least their second year to all tested students in the surrounding public-school district. Comparisons are between the results for each grade in which the school had tested students in at least their second year at the school and the total result for all students at the corresponding grades in the school district.

### Results

Students enrolled in at least their second year at Boys Prep outperformed those of their host district, NYC Community District 8.

**2018-19 State Mathematics Exam  
Charter School and District Performance by Grade Level**

Grade	Percent of Students at Proficiency			
	Charter School Students In At Least 2 <sup>nd</sup> Year		All District Students	
	Percent	Number Tested	Percent	Number Tested
3	81%	37	35%	1224
4	55%	33	29%	1266
5	83%	29	27%	1212
6	-	-	26%	1136
7	-	-	21%	1097
8	-	-	16%	1148
All	73%	99	26%	7083

**Evaluation**

Boys Prep met the accountability measure requiring that students who are enrolled in at least their second year and performing at proficiency on the state mathematics exam to be greater than that of all students in the same tested grades in the local school district.

**Additional Evidence**

The below table demonstrates that Boys Prep students have outperformed the students of the school's host district, District 7.

**Mathematics Performance of Charter School and Local District  
by Grade Level and School Year**

Grade	Percent of Students Enrolled in at Least their Second Year Who Are at Proficiency Compared to Local District Students					
	2016-17		2017-18		2018-19	
	Boys Prep	District 7	Boys Prep	District 7	Boys Prep	District 7
3	51%	28%	45%	30%	81%	35%
4	-	22%	42%	30%	55%	29%
5	-	21%	-	23%	83%	27%
6	-	13%	-	17%	-	26%
7	-	11%	-	15%	-	21%
8	-	9%	-	14%	-	16%
All	51%	18%	44%	23%	73%	26%

**Goal 2: Comparative Measure**

Each year, the school will exceed its predicted level of performance on the state mathematics exam by an Effect Size of 0.3 or above (performing higher than expected to a small degree) according to a regression analysis controlling for students eligible for economically disadvantaged students among all public schools in New York State.

**Method**

The Charter Schools Institute conducts a Comparative Performance Analysis, which compares the school's performance to demographically similar public schools state-wide. The Institute uses a regression analysis to control for the percentage of economically disadvantaged students among all public schools in New York State. The Institute compares the school's actual performance to the predicted performance of public schools with a similar economically disadvantaged percentage. The difference between the schools' actual and predicted performance, relative to other schools with similar economically disadvantaged statistics, produces an Effect Size. An Effect Size of 0.3 or performing higher than expected to a small degree is a requirement for achieving this measure.

Given the timing of the state's release of economically disadvantaged data and the demands of the data analysis, the 2018-19 analysis is not yet available. This report contains 2017-18 results, the most recent Comparative Performance Analysis available.

## Results

In 2017-18, Boys Prep's aggregate effect size in mathematics was 0.32.

### 2017-18 Mathematics Comparative Performance by Grade Level

Grade	Percent of Economically Disadvantaged Students	Number of Students Tested	Percent of Students at Proficiency		Difference Between Actual and Predicted	Effect Size
			Actual	Predicted		
3	94.3	47	40.4	39.0	1.4	0.07
4	95.0	36	44.4	31.7	12.8	0.66
5						
6						
7						
8						
<b>All</b>	<b>94.6</b>	<b>83</b>	<b>42.2</b>	<b>35.9</b>	<b>6.3</b>	<b>0.32</b>
<b>SCHOOL'S OVERALL COMPARATIVE PERFORMANCE:</b>						

## Evaluation

In 2017-18, Boys Prep met this accountability plan goal. Boys Prep's effect size is not yet available for 2018-19, the year relevant to this analysis.

## Additional Evidence

### Mathematics Comparative Performance by School Year

School Year	Grades	Percent Eligible for Free Lunch	Number Tested	Actual	Predicted	Effect Size
2016-17	K-3	92.7	37	51.0	33.0	0.87
2017-18	K-4	94.6	83	42.2	35.9	0.39

**Goal 2: Growth Measure**

Each year, under the state's Growth Model, the school's mean unadjusted growth percentile in mathematics for all tested students in grades 4-8 will be above the state's unadjusted median growth percentile.

**Method**

This measure examines the change in performance of the same group of students from one year to the next and the progress they are making in comparison to other students with the same score in the previous year. The analysis only includes students who took the state exam in 2017-18 and have a state exam score from 2016-17, including students who were retained in the same grade. Students with the same 2016-17 score are ranked by their 2017-18 score and assigned a percentile based on their relative growth in performance (student growth percentile). Students' growth percentiles are aggregated school-wide to yield a school's mean growth percentile. For a school to perform above the statewide median, it must have a mean growth percentile greater than 50. Growth data for the 2018-19 school year is not yet available.

In 2017-18, Girls Prep Bronx's mean unadjusted growth percentile was 55. This is lower than the state's unadjusted median growth percentile of 50.0

**2017-18 Mathematics Mean Growth Percentile by Grade Level**

Grade	Mean Growth Percentile	
	School	Statewide Average
4	40	50
5	-	50
6	-	50
7	-	50
8	-	50
All	40	50

**Evaluation**

In 2017-18, Boys Prep did not meet this accountability plan goal.

### Mathematics Mean Growth Percentile by Grade Level and School Year

Grade	Mean Growth Percentile
	2017-18
4	40
5	-
6	-
7	-
8	-
All	40

#### Summary of the Mathematics Goal

We are committed to providing the resources needed for our students to become proficient mathematicians. Boys Prep is committed to a culture of continuous improvement where student achievement and success has no limit.

In 2017-18, Boys Prep achieved 3 out of the 5 possible measures for evaluation. Below we have outlined an action plan to implement in the coming year. This plan includes programs and processes that have proven to be successful and new strategies that address our observable gaps.

Like most charter schools in New York City, Boys Prep did not meet the goal of 75 percent proficiency in 2017-18. However, we are on a predictive path to attaining that goal in the future.

Type	Measure	Outcome
Absolute	Each year, 75 percent of all tested students who are enrolled in at least their second year will perform at proficiency on the New York State mathematics exam for grades 3-8.	Did Not Achieve
Absolute	Each year, the school's aggregate Performance Level Index (PLI) on the state mathematics exam will meet that year's Annual Measurable Objective (AMO) set forth in the state's NCLB accountability system.	Achieved
Comparative	Each year, the percent of all tested students who are enrolled in at least their second year and performing at proficiency on the state mathematics exam will be greater than that of students in the same tested grades in the local school district.	Achieved
Comparative	Each year, the school will exceed its predicted level of performance on the state mathematics exam by an Effect Size of 0.3 or above	Achieved

	(performing higher than expected to a small degree) according to a regression analysis controlling for economically disadvantaged students among all public schools in New York State. (Using 2016-17 school district results.)	
Growth	Each year, under the state's Growth Model the school's mean unadjusted growth percentile in mathematics for all tested students in grades 4-8 will be above the state's unadjusted median growth percentile.	Did Not Achieve

## Action Plan

### Increased Instructional Time

In Grades K-5, we have implemented a new 30-minute problem-solving block. Students will spend this time critically engaging with a single rigorous question, developing their own strategies and discussing them with peers as a class. We have contracted with Dr. Stephanie Smith to implement Cognitively Guided Instruction (CGI) "Number Talks" during this problem-solving block. CGI has previously been implemented by other NYC charter schools that have seen substantial growth in math achievement as a result.

### Instruction

The second key lever to drive academic improvement is to continue to refine our coaching and observation processes. All instructional leaders will regularly observe teachers and provide instructional feedback. Grade team leaders will also conduct informal observations and peer observations. All observations will utilize the Danielson framework as our model of excellent teaching.

Boys Prep has invested in the TeachBoost platform to improve the quality of observation, coaching and evaluation. All teachers will receive a minimum of 15 short and 5 long classroom observations from their coach, which is the average reported by top-quartile schools on TNTP's Insight survey. Our coaching and observation program will also be supported through our partnership with TNTP. From the research literature on school improvement, we know that strong coaching and feedback is one of the highest-leverage strategies that a principal must utilize to improve student achievement. TNTP will also organize Excellent School Visits to ensure our school leaders see best practice.

### Data & Assessment

Boys Prep teachers and instructional leaders routinely collect and analyze a wide variety of qualitative and quantitative data to improve curriculum and instruction. Students are assessed using curricular-aligned, performance-based assessments as measures of absolute performance. These rigorous assessments require synthesis and high-level application of knowledge from all subject areas. Student growth is measured using the NWEA MAP and STEP assessment. Throughout the year, students take interim assessments aligned with our scope and sequence in mathematics and in English Language Arts.

### Leadership

As outlined in the ELA action plan above, Public Prep has made added additional supports and made significant changes in network and school leadership with the aim of improving instructional leadership, adult learning, teacher coaching and development.

## SCIENCE

### Goal 3: Science

Girls Prep Bronx students will demonstrate proficiency relevant to achievement in science.

### Background

Science at Boys Prep allows students to explore the world through a hands-on, inquiry-based approach. Throughout their years in school students will study physical, life, and earth science. Every student at Boys Prep takes science every day, which is taught in our dedicated science labs by subject specific teachers.

Science in kindergarten explores topics such as the five senses, changes in plants and animals through the seasons, taking care of the earth and magnetism. First grade topics include astronomy, the human body, animal diversity, properties of matter (solids and liquids), and light and sound. In second grade, students use the scientific process to learn about simple machines life cycles, and the symbiotic relationship of plants and animals among other topics.

As students move on to third grade, they build on their early childhood learning. Third grade students at Boys Prep Bronx complete an in-depth study of inherited traits, meteorology, ecology, and force and motion. As fourth graders, students delve into animals and plants in their environment, discover the properties of water, explore electrical energy and magnetism, and understand the impact that natural events have on our world. Fourth graders end the year participating in the NYS Science Written and Performance Assessment that focuses on knowledge gained throughout their elementary science program.

In fifth grade, students study ecosystems, classify living things, study the roots of scientific theory, and explore the stars and the solar system. Students build their reading, writing, and inquiry skills as they engage in projects and hands-on labs.

In every grade, teachers integrate opportunities for students to read and write about the content, skills, and processes developed through their inquiry work. Teachers use Delta Education FOSS science, the state standards, and the Next Gen Science Standards as the key resources in planning instruction.

### Goal 3: Absolute Measure

Each year, 75 percent of all tested students enrolled in at least their second year will perform at proficiency on the New York State science examination.

### Method

The school administered the New York State Testing Program science assessment to students in 4<sup>th</sup> grade in spring 2019. The school converted each student's raw score to a performance level and a grade-specific scaled score. The criterion for success on this measure requires students enrolled in at least their second year (defined as enrolled by BEDS day of the previous school year) to score at proficiency.

## Results

97% of Boys Prep students enrolled in at least their second year were proficient on the NYS science examination.

### Charter School Performance on 2018-19 State Science Exam By All Students and Students Enrolled in At Least Their Second Year

Grade	Percent of Students at Proficiency			
	Charter School Students In At Least 2 <sup>nd</sup> Year		All District Students	
	Percent	Number Tested	Percent	Number Tested
4	94%	33	-	-
8	-	-	-	-
All	94%	33	-	-

## Evaluation

Boys Prep met this accountability plan goal.

## Additional Evidence

Boys Prep has met this accountability goal in each year that its students have been eligible to take the Grade 4 science assessment.

### Science Performance by Grade Level and School Year

Grade	Percent of Students Enrolled in At Least Their Second Year at Proficiency							
	2015-16		2016-17		2017-18		2018-19	
	Percent	Number Tested	Percent	Number Tested	Percent	Number Tested	Percent	Number Tested
4	-	-	-	-	97%	32	94%	33
8	-	-	-	-	-	-	-	-
All	-	-	-	-	97%	32	94%	33

**Goal 3: Comparative Measure**

Each year, the percent of all tested students enrolled in at least their second year and performing at proficiency on the state science exam will be greater than that of all students in the same tested grades in the local school district.

**Method**

The school compares tested students enrolled in at least their second year to all tested students in the surrounding public-school district. Comparisons are between the results for each grade in which the school had tested students in at least their second year and the results for the respective grades in the local school district.

**Results**

Comparative data for 2018-19 has not yet been published.

**2018-19 State Science Exam  
Charter School and District Performance by Grade Level**

Grade	Percent of Students at Proficiency			
	Charter School Students In At Least 2 <sup>nd</sup> Year		District 7 Students	
	Percent	Number Tested	Percent	Number Tested
4	94%	33	-	-
8	-	-	-	-
All	94%	33	-	-

**Evaluation**

Boys Prep met all accountability plan goals in science.

**Additional Evidence**

Boys Prep met this accountability goal in each year that it has taken the science test.

**Science Performance of Charter School and Local District  
by Grade Level and School Year**

Grade	Percent of Charter School Students at Proficiency and Enrolled in At Least their Second Year Compared to Local District Students							
	2015-16		2016-17		2017-18		2018-19	
	Charter School	Local District	Charter School	Local District	Charter School	Local District	Charter School	Local District
4	-	-	-	80%	97%	77%	94%	-
8	-	-	-	37%	-	29%	-	-
All	-	-	-	61%	97%	47%	94%	-

**Summary of the Science Goal**

Currently, Boys Prep has met one out of two science goals in 2018-19. Science Scores for District 8 have not yet been released to the public. Although our performance was relatively strong, we are not satisfied with our results, and will seek to enhance our instructional programs to improve them in 2019-20.

Type	Measure	Outcome
Absolute	Each year, 75 percent of all tested students enrolled in at least their second year will perform at proficiency on the New York State examination.	Achieved
Comparative	Each year, the percent of all tested students enrolled in at least their second year and performing at proficiency on the state exam will be greater than that of all students in the same tested grades in the local school district.	N/A

**Action Plan**

We will be looking critically at the alignment of our science curriculum to the Grade 4 NYS science test. Although we are confident that our curriculum covers all the material necessary to succeed on the Grade 4 NYS science test, certain content areas may not receive appropriate emphasis or be taught in the appropriate sequence. We will seek to uncover and remedy any gaps in 2019-20.

**Goal 3: NCLB**

The school will be in Good Standing each year.

**Goal 1: Absolute Measure**

Under the state's NCLB accountability system, the school's Accountability Status is in good standing: the state has not identified the school as a Focus School nor determined that it has met the criteria to be identified as a local-assistance-plan school.

**Method**

Since *all* students are expected to meet the state's learning standards, the federal No Child Left Behind legislation stipulates that various sub-populations and demographic categories of students among all tested students must meet state proficiency standards. New York, like all states, established a system for making these determinations for its public schools. Each year the state issues School Report Cards. The report cards indicate each school's status under the state's No Child Left Behind (NCLB) accountability system.

**Results**

For the 2018-19 school year Boys Prep was in Good Standing.

**Evaluation**

Boys Prep met this accountability goal.

**NCLB Status by Year**

Year	Status
2014-15	Good Standing
2015-16	Good Standing
2016-17	Good Standing
2017-18	Good Standing
2018-19	Good Standing

**Additional Evidence**

Boys Prep has been in good standing for each year of the Accountability Period.

#### Goal 4: Parent Satisfaction

##### Goal 4: Absolute Measure

Each year, parents will express satisfaction with the school's program, based on the school's Parent Survey in which at least two-thirds of all parents/guardians provide a positive response to the survey items.

##### Method

Boys Prep uses the NYC DOE school survey to gauge family satisfaction.

##### Results

The parent response rate on the 2018-19 survey was 53%

##### 2018-19 Parent Satisfaction on Key Survey Results

Item	Satisfaction	Citywide Average
Rigorous Instruction	3.43	3.62
Collaborative Teachers	2.91	3.72
Effective School Leadership	3.52	3.63
Strong Family-Community Ties	4.46	4.01
Trust	3.72	3.70

##### Evaluation

This outcome measure has been met by Boys Prep. The relationship between home and school is central to each child's success. At Boys Prep, we partner with families to provide maximum support to our students. Every year begins with a home visit by the student's teachers; this initial visit allows families and teachers to establish a relationship before the school year begins. We continue to build a partnership throughout the year and from year-to-year so that every child is supported and sees success.



# Entry 4 Expenditures per Child

Last updated: 07/18/2019

## BOYS PREPARATORY CHARTER SCHOOL OF NEW YORKSection Heading

### Financial Information

This information is required of ALL charter schools. Provide the following measures of fiscal performance of the charter school in Appendix B (Total Expenditures and Administrative Expenditures Per Child):

### 1. Total Expenditures Per Child

To calculate **'Total Expenditures per Child'** take total expenditures (from the unaudited 2018-19 Schedule of Functional Expenses) and divide by the year end FTE student enrollment. (Integers Only. No dollar signs or commas).

**Note:** *The information on the Schedule of Functional Expenses on pages 41-43 of the Audit Guide can help schools locate the amounts to use in the two per pupil calculations:* <http://www.p12.nysed.gov/psc/AuditGuide.html>

Line 1: Total Expenditures	12613210
Line 2: Year End FTE student enrollment	502
Line 3: Divide Line 1 by Line 2	25130

## 2. Administrative Expenditures per Child

To calculate **'Administrative Expenditures per Child'** To calculate "Administrative Expenditures per Child" first *add* together the following:

1. Take the relevant portion from the 'personnel services cost' row and the 'management and general' column (from the unaudited 2018-19 Schedule of Functional Expenses)
2. Any contracted administrative/management fee paid to other organizations or corporations
3. Take the total from above and divide it by the year-end FTE enrollment. The relevant portion that must be included in this calculation is defined as follows:

Administrative Expenditures: Administration and management of the charter school includes the activities and personnel of the offices of the chief school officer, the finance or business offices, school operations personnel, data management and reporting, human resources, technology, etc. It also includes those administrative and management services provided by other organizations or corporations on behalf of the charter school for which the charter school pays a fee or other compensation. Do not include the FTE of personnel whose role is to directly support the instructional program.

**Notes:**  
***The information on the Schedule of Functional Expenses on pages 41-43 of the Audit Guide can help schools locate the amounts to use in the two per pupil calculations:***  
**<http://www.p12.nysed.gov/psc/AuditGuide.html>.**  
**Employee benefit costs or expenditures should not be reported in the above calculations.**

Line 1: Relevant Personnel Services Cost (Row)	383242
Line 2: Management and General Cost (Column)	727818
Line 3: Sum of Line 1 and Line 2	1111060
Line 5: Divide Line 3 by the Year End FTE student enrollment	2214

***Thank you.***

**PUBLIC PREP CHARTER SCHOOL ACADEMIES**

**NEW YORK, NEW YORK**

**AUDITED CONSOLIDATED FINANCIAL STATEMENTS**

**OTHER FINANCIAL INFORMATION**

**AND**

**INDEPENDENT AUDITOR'S REPORTS**

**JUNE 30, 2019**

**(With Comparative Totals for 2018)**



MENGEL METZGER BARR & CO. LLP

Certified Public Accountants

## CONTENTS

<u>AUDITED CONSOLIDATED FINANCIAL STATEMENTS</u>	<u>PAGE</u>
Independent Auditor's Report	3
Consolidated Statement of Financial Position	5
Consolidated Statement of Activities and Changes in Net Assets	6
Consolidated Statement of Functional Expenses	7
Consolidated Statement of Cash Flows	8
Notes to Consolidated Financial Statements	10
 <u>OTHER FINANCIAL INFORMATION</u>	
Independent Auditor's Report on Other Financial Information	24
Consolidating Statement of Financial Position by Charter	25
Consolidating Statement of Activities and Changes in Net Assets by Charter	26
Statement of Functional Expenses by Charter:	
Girls Preparatory Charter School of New York	27
Boys Preparatory Charter School of New York	28
Girls Preparatory Charter School of the Bronx	29
PrePrep: the Joan Ganz Cooney Early Learning Program	30
PrePrep 2	31
Statement of Functional Expenses - Friends of Girls Prep	32

## INDEPENDENT AUDITOR’S REPORT

Board of Trustees  
Public Prep Charter School Academies

### **Report on the Consolidated Financial Statements**

We have audited the accompanying consolidated financial statements of Public Prep Charter School Academies (the “Organization”), which comprise the consolidated statement of financial position as of June 30, 2019 and the related consolidated statements of activities and changes in net assets, functional expenses, and cash flows for the year then ended, and the related notes to the consolidated financial statements.

### **Management’s Responsibility for the Financial Statements**

Management is responsible for the preparation and fair presentation of these consolidated financial statements in accordance with accounting principles generally accepted in the United States of America; this includes the design, implementation, and maintenance of internal control relevant to the preparation and fair presentation of financial statements that are free from material misstatement, whether due to fraud or error.

### **Auditor’s Responsibility**

Our responsibility is to express an opinion on these consolidated financial statements based on our audit. We conducted our audit in accordance with auditing standards generally accepted in the United States of America and the standards applicable to financial audits contained in *Government Auditing Standards* issued by the Comptroller General of the United States. Those standards require that we plan and perform the audit to obtain reasonable assurance about whether the consolidated financial statements are free from material misstatement.

An audit involves performing procedures to obtain audit evidence about the amounts and disclosures in the consolidated financial statements. The procedures selected depend on the auditor’s judgment, including the assessment of the risks of material misstatement of the consolidated financial statements, whether due to fraud or error. In making those risk assessments, the auditor considers internal control relevant to the Organization’s preparation and fair presentation of the consolidated financial statements in order to design audit procedures that are appropriate in the circumstances, but not for the purpose of expressing an opinion on the effectiveness of the Organization’s internal control. Accordingly, we express no such opinion. An audit also includes evaluating the appropriateness of accounting policies used and the reasonableness of significant accounting estimates made by management, as well as evaluating the overall presentation of the consolidated financial statements.

We believe that the audit evidence we have obtained is sufficient and appropriate to provide a basis for our audit opinion.

**Opinion**

In our opinion, the consolidated financial statements referred to above present fairly, in all material respects, the financial position of Public Prep Charter School Academies as of June 30, 2019, and the changes in its net assets and its cash flows for the year then ended in accordance with accounting principles generally accepted in the United States of America.

**Other Reporting Required by Government Auditing Standards**

In accordance with *Government Auditing Standards*, we have also issued our report dated October 30, 2019 on our consideration of Public Prep Charter School Academies' internal control over financial reporting and on our tests of its compliance with certain provisions of laws, regulations, contracts, and grant agreements and other matters. The purpose of that report is to describe the scope of our testing of internal control over financial reporting and compliance and the results of that testing, and not to provide an opinion on internal control over financial reporting or on compliance. That report is an integral part of an audit performed in accordance with *Government Auditing Standards* in considering Public Prep Charter School Academies' internal control over financial reporting and compliance.

**Report on Summarized Comparative Information**

We have previously audited Public Prep Charter School Academies' consolidated financial statements as of and for the year ended June 30, 2018, and we expressed an unmodified audit opinion on those audited consolidated financial statements in our report dated October 31, 2018. In our opinion, the summarized comparative information presented herein as of and for the year ended June 30, 2018 is consistent, in all material respects, with the audited consolidated financial statements from which it has been derived.

*Mengel, Metzger, Baw & Co. LLP*

Rochester, New York  
October 30, 2019

PUBLIC PREP CHARTER SCHOOL ACADEMIES

CONSOLIDATED STATEMENT OF FINANCIAL POSITION

JUNE 30, 2019

(With Comparative Totals for 2018)

<u>ASSETS</u>	June 30,	
	<u>2019</u>	<u>2018</u>
<u>CURRENT ASSETS</u>		
Cash	\$ 1,519,657	\$ 2,787,502
Grants and contracts receivable	3,431,440	2,584,738
Prepaid expenses and other current assets	<u>726,594</u>	<u>86,363</u>
TOTAL CURRENT ASSETS	5,677,691	5,458,603
<u>OTHER ASSETS</u>		
Property and equipment, net	11,437,573	4,477,322
Related party receivables, net	961,033	444,812
Security deposit	502,325	495,000
Cash in escrow	<u>175,221</u>	<u>175,114</u>
	<u>13,076,152</u>	<u>5,592,248</u>
TOTAL ASSETS	<u>\$ 18,753,843</u>	<u>\$ 11,050,851</u>
<u>LIABILITIES AND NET ASSETS</u>		
<u>CURRENT LIABILITIES</u>		
Accounts payable and accrued expenses	\$ 1,161,357	\$ 806,274
Accrued payroll and benefits	2,589,808	2,473,400
Deferred revenue	367,358	235,859
Current portion of deferred lease incentive	26,003	26,004
Current portion of loans payable	246,269	-
Security deposit payable	<u>49,999</u>	<u>-</u>
TOTAL CURRENT LIABILITIES	4,440,794	3,541,537
<u>LONG-TERM LIABILITIES</u>		
Loans payable	5,333,088	-
Deferred lease incentive	65,406	91,408
Deferred lease liability	<u>745,908</u>	<u>-</u>
TOTAL LIABILITIES	10,585,196	3,632,945
<u>NET ASSETS</u>		
Without donor restrictions	7,972,374	7,142,738
With donor restrictions	<u>196,273</u>	<u>275,168</u>
TOTAL NET ASSETS	<u>8,168,647</u>	<u>7,417,906</u>
TOTAL LIABILITIES AND NET ASSETS	<u>\$ 18,753,843</u>	<u>\$ 11,050,851</u>

The accompanying notes are an integral part of the consolidated financial statements.

PUBLIC PREP CHARTER SCHOOL ACADEMIES

CONSOLIDATED STATEMENT OF ACTIVITIES AND CHANGES IN NET ASSETS

YEAR ENDED JUNE 30, 2019  
(With Comparative Totals for 2018)

	Year ended June 30,			2018
	2019			
	Without donor restrictions	With donor restrictions	Total	Total
Revenue, gains and other support:				
Public school district:				
Resident student enrollment	\$ 29,842,337	\$ -	\$ 29,842,337	\$ 25,543,788
Students with disabilities	4,141,162	-	4,141,162	3,994,481
Grants and contracts:				
State and local	1,387,899	-	1,387,899	1,220,504
Federal - Title and IDEA	1,559,964	-	1,559,964	1,439,614
Federal - other	208,868	-	208,868	186,084
NYC DOE rental assistance	2,290,277	-	2,290,277	-
TOTAL REVENUE, GAINS AND OTHER SUPPORT	39,430,507	-	39,430,507	32,384,471
Expenses:				
Program services:				
Regular education	28,186,807	-	28,186,807	22,329,127
Special education	6,881,085	-	6,881,085	6,609,842
Pre-K	904,852	-	904,852	358,688
Total program services	35,972,744	-	35,972,744	29,297,657
Management and general	3,764,842	-	3,764,842	2,821,691
Fundraising and special events	44,304	-	44,304	38,165
TOTAL OPERATING EXPENSES	39,781,890	-	39,781,890	32,157,513
(DEFICIT) SURPLUS FROM SCHOOL OPERATIONS	(351,383)	-	(351,383)	226,958
Support and other revenue:				
Contributions:				
Foundations	-	325,000	325,000	259,800
Individuals	10,071	-	10,071	60,100
Corporations	459,076	-	459,076	5,600
Fundraising	1,823	-	1,823	-
Interest income	105	-	105	967
Other income	208,879	-	208,879	1,145
Rental income	97,170	-	97,170	-
Loss on abandonment of lease	-	-	-	(167,490)
Net assets released from restriction	403,895	(403,895)	-	-
TOTAL SUPPORT AND OTHER REVENUE	1,181,019	(78,895)	1,102,124	160,122
CHANGE IN NET ASSETS	829,636	(78,895)	750,741	387,080
Net assets at beginning of year	7,142,738	275,168	7,417,906	7,030,826
NET ASSETS AT END OF YEAR	\$ 7,972,374	\$ 196,273	\$ 8,168,647	\$ 7,417,906

The accompanying notes are an integral part of the consolidated financial statements.

PUBLIC PREP CHARTER SCHOOL ACADEMIES

CONSOLIDATED STATEMENT OF FUNCTIONAL EXPENSES

YEAR ENDED JUNE 30, 2019  
(With Comparative Totals for 2018)

	No. of Positions	Program Services				Supporting Services			Total	
		Regular Education	Special Education	Pre-K	Sub-total	Management and general	Fundraising and special events	Sub-total	Year ended June 30,	
									2019	2018
Personnel services costs:										
Administrative staff personnel	68	\$ 2,787,038	\$ 601,869	\$ 33,403	\$ 3,422,310	\$ 1,697,074	\$ -	\$ 1,697,074	\$ 5,119,384	\$ 4,388,336
Instructional personnel	294	11,846,088	3,224,549	586,591	15,657,228	-	-	-	15,657,228	14,424,133
Non-instructional personnel	1	13,442	3,621	-	17,063	-	-	-	17,063	32,618
Total personnel services costs	363	14,646,568	3,830,039	619,994	19,096,601	1,697,074	-	1,697,074	20,793,675	18,845,087
Fringe benefits and payroll taxes		3,256,898	852,636	121,454	4,230,988	376,569	-	376,569	4,607,557	4,288,429
Retirement		214,990	59,894	6,734	281,618	25,572	-	25,572	307,190	284,009
Management company fees		3,101,321	620,266	-	3,721,587	664,569	44,304	708,873	4,430,460	3,816,416
Legal services		-	-	-	-	1,698	-	1,698	1,698	-
Accounting / audit services		-	-	-	-	58,358	-	58,358	58,358	53,834
Other purchased / professional / consulting services		466,361	134,528	-	600,889	384,511	-	384,511	985,400	517,425
Building rent / lease / facility finance interest		2,029,988	341,863	47,000	2,418,851	210,180	-	210,180	2,629,031	-
Repairs and maintenance		296,786	57,856	-	354,642	31,010	-	31,010	385,652	154,671
Insurance		119,830	31,254	4,282	155,366	13,852	-	13,852	169,218	140,234
Utilities		176,369	44,073	-	220,442	25,050	-	25,050	245,492	184,987
Supplies / materials		1,166,898	284,632	22,915	1,474,445	-	-	-	1,474,445	893,308
Equipment / furnishings		31,207	7,386	889	39,482	3,451	-	3,451	42,933	60,732
Staff development		489,684	113,394	26,275	629,353	1,311	-	1,311	630,664	811,078
Marketing / recruiting		41,806	10,954	1,352	54,112	2,408	-	2,408	56,520	80,074
Technology		61,099	14,248	-	75,347	83,420	-	83,420	158,767	110,498
Food service		112,098	29,686	24,640	166,424	-	-	-	166,424	35,640
Student services		670,943	154,278	1,969	827,190	-	-	-	827,190	705,266
Office expense		495,714	117,368	-	613,082	98,960	-	98,960	712,042	432,025
Depreciation and amortization		785,870	176,730	27,348	989,948	86,849	-	86,849	1,076,797	706,814
Other		22,377	-	-	22,377	-	-	-	22,377	36,986
		<u>\$ 28,186,807</u>	<u>\$ 6,881,085</u>	<u>\$ 904,852</u>	<u>\$ 35,972,744</u>	<u>\$ 3,764,842</u>	<u>\$ 44,304</u>	<u>\$ 3,809,146</u>	<u>\$ 39,781,890</u>	<u>\$ 32,157,513</u>

The accompanying notes are an integral part of the consolidated financial statements.

PUBLIC PREP CHARTER SCHOOL ACADEMIES

CONSOLIDATED STATEMENT OF CASH FLOWS

YEAR ENDED JUNE 30, 2019  
(With Comparative Totals for 2018)

	Year ended June 30,	
	2019	2018
<u>CASH FLOWS - OPERATING ACTIVITIES</u>		
Change in net assets	\$ 750,741	\$ 387,080
Adjustments to reconcile change in net assets to net cash provided from operating activities:		
Depreciation and amortization	1,076,797	706,814
Loss on abandonment of lease	-	167,490
Changes in certain assets and liabilities affecting operations:		
Grants and other contracts receivable	(846,702)	(744,322)
Prepaid expenses and other current assets	(640,231)	383,573
Related party receivables and payables	(516,221)	56,599
Accounts payable and accrued expenses	355,083	(12,278)
Accrued payroll and benefits	116,408	(38,339)
Deferred revenue	131,499	193,391
Deferred lease incentive	(26,003)	117,412
Deferred lease liability	745,908	-
NET CASH PROVIDED FROM OPERATING ACTIVITIES	1,147,279	1,217,420
<u>CASH FLOWS - INVESTING ACTIVITIES</u>		
Purchases of property and equipment	(5,037,048)	(3,183,254)
Changes in cash in escrow	(107)	2,255,895
Security deposit	(7,325)	-
Security deposit payable	49,999	-
NET CASH USED FOR INVESTING ACTIVITIES	(4,994,481)	(927,359)
<u>CASH FLOWS - FINANCING ACTIVITIES</u>		
Proceeds from loans payable	2,756,160	-
Repayments of loans payable	(176,803)	-
NET CASH PROVIDED FROM FINANCING ACTIVITIES	2,579,357	-
NET (DECREASE) INCREASE IN CASH	(1,267,845)	290,061
Cash at beginning of year	2,787,502	2,497,441
CASH AT END OF YEAR	\$ 1,519,657	\$ 2,787,502

PUBLIC PREP CHARTER SCHOOL ACADEMIES

CONSOLIDATED STATEMENT OF CASH FLOWS, Cont'd

YEAR ENDED JUNE 30, 2019  
(With Comparative Totals for 2018)

	Year ended June 30,	
	2019	2018
<u>NON-CASH INVESTING AND FINANCING ACTIVITIES</u>		
Purchases of property and equipment financed with loan payable	<u>\$ 3,000,000</u>	<u>\$ -</u>
Cash paid for interest	<u>\$ 109,574</u>	<u>\$ -</u>

The accompanying notes are an integral part of the consolidated financial statements.

PUBLIC PREP CHARTER SCHOOL ACADEMIES  
NOTES TO CONSOLIDATED FINANCIAL STATEMENTS

JUNE 30, 2019  
(With Comparative Totals for 2018)

NOTE A: THE ORGANIZATION AND SUMMARY OF SIGNIFICANT ACCOUNTING POLICIES

Basis of presentation

The accompanying consolidated financial statements include the accounts of Girls Preparatory Charter School of New York (“Girls Prep LES”), Boys Preparatory Charter School of New York (“Boys Prep”), Girls Preparatory Charter School of the Bronx (“Girls Prep Bronx”), PrePrep: the Joan Ganz Cooney Early Learning Program (“PrePrep”), PrePrep2 (“PrePrep2”), collectively forming Public Prep Charter School Academies, and Friends of Girls Preparatory Charter School of New York, Inc. (“Friends”), (collectively referred to as the “Organization”). The Organization is presenting consolidated financial statements because they have a common Board of Trustees and economic interest. All intercompany balances and transactions have been eliminated in the accompanying consolidated financial statements.

The Organization

Public Prep Charter School Academies is an education corporation that has authority to operate the Charter Schools as described below. Friends was organized under the laws of the State of New York as a not-for-profit corporation under subparagraph (a)(5) of Section 102 of the Not-For-Profit Corporation law. See Note D.

Girls Prep LES operates in the borough of Manhattan, New York. On March 23, 2004, the Board of Regents of the University of the State of New York granted Girls Prep LES a provisional charter valid for a term of five years and renewable upon expiration. Girls Prep LES obtained a renewal through June 30, 2020.

Boys Prep operates in the borough of Bronx, New York. On December 14, 2010, the Board of Regents of the University of the State of New York granted Boys Prep a provisional charter valid for a term of five years and renewable upon expiration. Boys Prep obtained a renewal through July 31, 2024.

Girls Prep Bronx operates in the borough of Bronx, New York. On February 23, 2009, the Board of Regents of the University of the State of New York granted Girls Prep Bronx a provisional charter valid for a term of five years and renewable upon expiration. Girls Prep Bronx obtained a renewal through July 31, 2022.

On March 9, 2019, the Board of Regents of the University of the State of New York granted Girls Prep Bronx II a provisional charter valid for a term of five years and renewable upon expiration. Girls Prep Bronx II is expected to open in the Fall of 2020.

Each of the Charter Schools were established to prepare underserved elementary and middle school students for higher education, civic involvement and lifelong success through a structured, caring environment of high academic expectations.

PrePrep operates in the borough of Bronx, New York. The Organization obtained approval from the New York City Department of Education to open a Pre-K program. The contract authorized operation of a universal prekindergarten program for a term of three years through June 30, 2018 and was renewable for two years upon expiration. In 2018, PrePrep obtained a renewal through June 30, 2020.

PrePrep2 operates in the borough of Bronx, New York. The Organization obtained approval from the New York City Department of Education to open a second Pre-K program. The contract authorizes operation of a universal prekindergarten program for a term of three years through June 30, 2021.

PUBLIC PREP CHARTER SCHOOL ACADEMIES

NOTES TO CONSOLIDATED FINANCIAL STATEMENTS, Cont'd

JUNE 30, 2019

(With Comparative Totals for 2018)

NOTE A: THE ORGANIZATION AND SUMMARY OF SIGNIFICANT ACCOUNTING POLICIES, Cont'd

Financial Statement presentation

The financial statements of the Organization have been prepared on the accrual basis of accounting in conformity with accounting principles generally accepted in the United States of America (GAAP). The Organization reports information regarding its financial position and activities according to two classes of net assets: net assets without donor restrictions and net assets with donor restrictions.

These classes of net assets are defined as follows:

*Net Assets With Donor Restrictions* – Net assets subject to donor (or certain grantor) imposed restrictions. Some donor-imposed restrictions are temporary in nature, such as those that will be met by the passage of time or other events specified by the donor. Other donor-imposed restrictions are perpetual in nature, where the donor stipulates that resources be maintained in perpetuity. Donor-imposed restrictions are released when a restriction expires, that is, when the stipulated time has elapsed, when the stipulated purpose for which the resource was restricted has been fulfilled, or both.

*Net Assets Without Donor Restrictions* – The net assets over which the Governing Board has discretionary control to use in carrying on the Organization's operations in accordance with the guidelines established by the Organization. The Board may designate portions of the current net assets without donor restrictions for specific purposes, projects or investment.

Revenue and support recognition

Revenue from state and local governments resulting from the Organization's charter status and based on the number of students enrolled is recorded when services are performed in accordance with the charter agreement.

Revenue from federal, state and local government grants and contracts are recorded by the Organization when qualifying expenditures are incurred and billable.

Contributions are recognized as revenue in the period the pledge is received and documented.

Contributions

Contributions and unconditional promises to give are recorded in the appropriate class of net assets depending on the existence of any donor restrictions. A contribution that is received and expended in the same period for a specific purpose is classified as revenue without donor restrictions.

Contributions are recorded as restricted support if they are received with donor stipulations that limit the use of the donated assets. When a donor restriction expires, that is, when a stipulated purpose restriction is accomplished, net assets with donor restrictions are reclassified to net assets without donor restrictions and reported in the statement of activities and changes in net assets as net assets released from restrictions.

Cash

Cash balances are maintained at certain financial institutions located in New York and are insured by the FDIC up to \$250,000 at each institution. In the normal course of business, the cash account balances at any given time may exceed insured limits. However, the Organization has not experienced any losses in such accounts and does not believe it is exposed to significant risk in cash.

PUBLIC PREP CHARTER SCHOOL ACADEMIES

NOTES TO CONSOLIDATED FINANCIAL STATEMENTS, Cont'd

JUNE 30, 2019

(With Comparative Totals for 2018)

NOTE A: THE ORGANIZATION AND SUMMARY OF SIGNIFICANT ACCOUNTING POLICIES, Cont'd

Cash in escrow

The Organization maintains cash in escrow accounts for dissolution reserves in accordance with the terms of their charter agreements. The amount in escrow for dissolution as of June 30, 2019 and 2018 was \$175,221 and \$175,114, respectively. The escrow is restricted to fund legal and other costs related to the dissolution of the Organization.

Grants and contracts receivable

Grants and contracts receivable are stated at the amount management expects to collect from outstanding balances. Management provides for probable uncollectible amounts based on its assessment of the current status of individual receivables from grants, agencies and others. Balances that are still outstanding after management has used reasonable collection efforts are written off against the allowance for doubtful accounts. There was no allowance for doubtful accounts at June 30, 2019 or 2018.

Property and equipment

Property and equipment are recorded at cost. Depreciation and amortization are computed using the straight-line method on a basis considered adequate to depreciate the assets over their estimated useful lives, which range from three to ten years. Leasehold improvements are amortized over the lesser of the lease term or useful life.

Tax exempt status

The Organization is a tax-exempt organization under section 501(c)(3) of the Internal Revenue Code and applicable state regulations and, accordingly, is exempt from federal and state taxes on income.

Public Prep Academies and Friends file Form 990 tax returns in the U.S. federal jurisdiction. In addition, Friends files in New York. The tax returns for the years ended June 30, 2016 through June 30, 2019 are still subject to potential audit by the IRS and NY. Management of the Organization believes it has no material uncertain tax positions and, accordingly it has not recognized any liability for unrecognized tax benefits.

Contributed services

The Organization receives contributed services from volunteers to serve on the Board of Trustees. In addition, the Organization received transportation services, special education services and speech therapy instruction for the students from the local district. The Organization was unable to determine a value for these services.

Marketing and recruiting costs

The Organization expenses marketing and recruiting costs as they are incurred. Total marketing and recruiting costs approximated \$56,500 and \$80,100 for the years ended June 30, 2019 and 2018, respectively.

Deferred revenue

The Organization records grant revenue as deferred revenue until it is expended for the purpose of the grant, at which time it is recognized as revenue.

Security deposits payable

The Organization subleases portions of one of the buildings it occupies and received security deposits in relation to the subleases.

PUBLIC PREP CHARTER SCHOOL ACADEMIES

NOTES TO CONSOLIDATED FINANCIAL STATEMENTS, Cont'd

JUNE 30, 2019

(With Comparative Totals for 2018)

NOTE A: THE ORGANIZATION AND SUMMARY OF SIGNIFICANT ACCOUNTING POLICIES, Cont'd

Deferred lease liability

The Organization leases one of its facilities. The lease contains significant pre-determined fixed escalations of the base rent. In accordance with GAAP, the Organization recognizes the related rent expense on a straight-line basis and records the difference between the recognized rental expense and the amounts paid under the lease as a deferred lease liability. The amount of additional rent expense recognized in excess of the amounts paid under the lease was \$745,908 for the year ended June 30, 2019.

Use of estimates in the preparation of financial statements

The preparation of financial statements in conformity with accounting principles generally accepted in the United States of America requires management to make estimates and assumptions that affect the reported amounts of assets and liabilities and disclosure of contingent assets and liabilities at the date of the financial statements and the reported amounts of revenue and expenses during the reporting period. Actual results could differ from those estimates.

Functional allocation of expenses

The costs of programs and supporting services activities have been summarized on a functional basis in the statement of activities. The statement of functional expenses presents the natural classification detail of expenses by function. Accordingly, certain costs have been allocated among the programs and supporting services benefited.

Change in accounting principle

During August 2016 FASB issued Accounting Standards Update No. 2016-14 "*Not-for-Profit Entities (Topic 958) Presentation of Financial Statements of Not-for-Profit Entities*". The main provisions of ASU 2016-14 require a Not-For-Profit (NFP) to:

- 1) Present on the face of the statement of financial position amounts for two classes of net assets at the end of the period, rather than three classes. That is, an NFP will report amounts for *net assets with donor restrictions* and *net assets without donor restrictions*, as well as the currently required amount for total net assets.
- 2) Present on the face of the statement of activities the amount of the change in each of the two classes of net assets (noted in item 1) rather than that of the required three classes as in prior years. An NFP would continue to report the currently required amount of the change in total net assets for the period.
- 3) Continue to present on the face of the statement of cash flows the net amount for operating cash flows using either the direct or indirect method of reporting but no longer require the presentation or disclosure of the indirect method (reconciliation) if using the direct method.

PUBLIC PREP CHARTER SCHOOL ACADEMIES

NOTES TO CONSOLIDATED FINANCIAL STATEMENTS, Cont'd

JUNE 30, 2019

(With Comparative Totals for 2018)

NOTE A: THE ORGANIZATION AND SUMMARY OF SIGNIFICANT ACCOUNTING POLICIES, Cont'd

4) Provide enhanced disclosures about:

- a) Composition of net assets with donor restrictions at the end of the period and how the restrictions affect the use of resources.
- b) Qualitative information that communicates how a NFP manages its liquid resources available to meet cash needs for general expenditures within one year of the statement of financial position date.
- c) Quantitative information, and additional qualitative information, that communicates the availability of an NFP's financial assets at the statement of financial position date to meet cash needs for general expenditures within one year of the statement of financial position date. Availability of a financial asset may be affected by (1) its nature, (2) external limits imposed by donors, grantors, laws, and contracts with others, and (3) internal limits imposed by Board of Trustee decisions.
- d) Amounts of expenses by both their natural classification and their functional classification. That analysis of expenses is to be provided in one location.
- e) Method(s) used to allocate costs among program and support functions.

ASU 2016-14 is effective for financial statements beginning after December 15, 2017 and was applied retrospectively except for disclosures regarding liquidity and availability of resources, which are presented only for the current year. There was no effect on total assets or changes in net assets. The Organization has adopted the amendments effective July 1, 2018.

New accounting pronouncements

Revenue from contracts with customers

In May 2014, the Financial Accounting Standards Board ("FASB") issued a new standard related to revenue recognition. Under the standard, revenue is recognized when a customer obtains control of promised goods or services in an amount that reflects the consideration the entity expects to receive in exchange for those goods or services. For nonpublic entities, the guidance in this new standard is effective for annual reporting periods beginning after December 15, 2018, and interim reporting periods within annual reporting periods beginning after December 15, 2019. The Organization is currently evaluating the provisions of this standard to determine the impact the new standard will have on the Organization's financial position or results of operations.

PUBLIC PREP CHARTER SCHOOL ACADEMIES

NOTES TO CONSOLIDATED FINANCIAL STATEMENTS, Cont'd

JUNE 30, 2019

(With Comparative Totals for 2018)

NOTE A: THE ORGANIZATION AND SUMMARY OF SIGNIFICANT ACCOUNTING POLICIES, Cont'd

Leases

In February 2016, the FASB issued a new standard related to leases to increase transparency and comparability among entities by requiring the recognition of right-of-use (“ROU”) assets and lease liabilities on the statement of financial position. Most prominent among the changes in the standard is the recognition of ROU assets and lease liabilities by lessees for those leases classified as operating leases under current U.S. GAAP. For nonpublic entities, the guidance in this new standard is effective for fiscal years beginning after December 15, 2019, and interim periods within fiscal years beginning after December 15, 2020. Recently an exposure draft was issued that would delay the effective date by one year. The Organization is currently evaluating the provisions of this standard to determine the impact the new standard will have on the Organization’s financial position or results of operations.

Subsequent events

The Organization has conducted an evaluation of potential subsequent events occurring after the statement of financial position date through October 30, 2019, which is the date the financial statements are available to be issued. Except as described in Note D, no subsequent events requiring disclosure were noted.

NOTE B: RELATED PARTY TRANSACTIONS

The Organization has related party receivables from and payables to one related organization, Public Preparatory Network, Inc. Public Preparatory Network, Inc., a not-for-profit organization, provides management and other administrative support services to the Organization. The Organization entered into an agreement with Public Preparatory Network, Inc., dated September 30, 2014, under which the Organization paid an annual service fee of 12% of the year end student enrollment full time equivalents multiplied by the approved per pupil operating expenses for the school year. For the year ended June 30, 2018 and forward the fee was increased from 12% to 15%, plus a separate flat fee of \$50,000 of special education funding was added. For the year ended June 30, 2019, the \$50,000 special education funding fee was applied to each campus, for a total of \$250,000. The term of the agreement is concurrent with the initial charter term and can be extended for subsequent three year periods if desired. The fee incurred for the years ended June 30, 2019 and 2018 was \$4,430,460 and \$3,816,416, respectively.

PUBLIC PREP CHARTER SCHOOL ACADEMIES

NOTES TO CONSOLIDATED FINANCIAL STATEMENTS, Cont'd

JUNE 30, 2019

(With Comparative Totals for 2018)

NOTE B: RELATED PARTY TRANSACTIONS, Cont'd

Amounts due (to) from these related parties have no set repayment terms and as of June 30, 2019 were as follows:

	Girls Preparatory Charter School of New York	Boys Preparatory Charter School of New York	Girls Preparatory Charter School of the Bronx	PrePrep: the Joan Ganz Cooney Early Learning Program	PrePrep 2	Friends of Girls Preparatory Charter School of New York	Eliminations	Total
Due from (to) Public Preparatory Network, Inc.	\$ 78,941	\$ 696,970	\$ 185,138	\$ (16)	\$ -	\$ -	\$ -	\$ 961,033
Due from (to) Girls Preparatory Charter School of New York	-	(1,650,964)	(27,147)	122,990	-	-	1,555,121	-
Due from (to) Boys Preparatory Charter School of New York	1,650,964	-	1,917,146	-	(297,373)	(4,053,701)	782,964	-
Due from (to) Girls Preparatory Charter School of the Bronx	27,147	(1,917,146)	-	(283,337)	-	-	2,173,336	-
Due from (to) PrePrep: the Joan Ganz Cooney Early Learning Program	(122,990)	-	283,337	-	-	-	(160,347)	-
Due from (to) PrePrep 2	-	297,373	-	-	-	147,000	(444,373)	-
Due from (to) Friends of Girls Preparatory Charter School of New York	-	4,053,701	-	-	(147,000)	-	(3,906,701)	-
	<u>\$ 1,634,062</u>	<u>\$ 1,479,934</u>	<u>\$ 2,358,474</u>	<u>\$ (160,363)</u>	<u>\$ (444,373)</u>	<u>\$ (3,906,701)</u>	<u>\$ -</u>	<u>\$ 961,033</u>

PUBLIC PREP CHARTER SCHOOL ACADEMIES

NOTES TO CONSOLIDATED FINANCIAL STATEMENTS, Cont'd

JUNE 30, 2019

(With Comparative Totals for 2018)

NOTE B: RELATED PARTY TRANSACTIONS, Cont'd

Amounts due (to) from these related parties as of June 30, 2018 were as follows:

	Girls Preparatory Charter School of New York	Boys Preparatory Charter School of New York	Girls Preparatory Charter School of the Bronx	PrePrep: the Joan Ganz Cooney Early Learning Program	Friends of Girls Preparatory Charter School of New York	Eliminations	Total
Due from (to) Public Preparatory Network, Inc.	\$ 15,829	\$ 549,680	\$ (12,830)	\$ (107,867)	\$ -	\$ -	\$ 444,812
Due from (to) Girls Preparatory Charter School of New York	-	(1,209,858)	62,741	185,060	-	962,057	-
Due from (to) Boys Preparatory Charter School of New York	1,209,858	-	1,054,588	890	(2,997,418)	732,082	-
Due from (to) Girls Preparatory Charter School of the Bronx	(62,741)	(1,054,588)	-	(268,074)	-	1,385,403	-
Due from (to) PrePrep: the Joan Ganz Cooney Early Learning Program	(185,060)	(890)	268,074	-	-	(82,124)	-
Due from (to) Friends of Girls Preparatory Charter School of New York	-	2,997,418	-	-	-	(2,997,418)	-
	<u>\$ 977,886</u>	<u>\$ 1,281,762</u>	<u>\$ 1,372,573</u>	<u>\$ (189,991)</u>	<u>\$ (2,997,418)</u>	<u>\$ -</u>	<u>\$ 444,812</u>

PUBLIC PREP CHARTER SCHOOL ACADEMIES

NOTES TO CONSOLIDATED FINANCIAL STATEMENTS, Cont'd

JUNE 30, 2019

(With Comparative Totals for 2018)

NOTE C: LIQUIDITY AND AVAILABILITY

The Organization regularly monitors liquidity required to meet its operating needs and other contractual commitments. The Organization's main source of liquidity is its cash accounts.

For purposes of analyzing resources available to meet general expenditures over a 12-month period, the Organization considers all expenditures related to its ongoing activities of education and public service as well as the conduct of services undertaken to support those activities to be general expenditures.

In addition to financial assets available to meet general expenditures over the next 12 months, the Organization operates with a balanced budget and anticipates collecting sufficient revenue to cover general expenditures not covered by donor-restricted resources. Refer to the statement of cash flows which identifies the sources and uses of the Organization's cash and shows positive cash generated by operations for fiscal year 2019. In addition, the Organization has a \$1,500,000 line of credit available for use if necessary.

Financial assets available for general expenditure, that is, without donor or other restrictions limiting their use, within one year of the statement of financial position date, comprise the following at June 30, 2019:

	<u>Amount</u>
Cash	\$ 1,519,657
Grants and contracts receivable	<u>3,431,440</u>
Total financial assets available within one year	4,951,097
Less amounts unavailable for general expenditures within one year due to:	
Restricted by donors with purpose restrictions	<u>(196,273)</u>
Total financial assets available to management for general expenditures within one year	<u>\$ 4,754,824</u>

NOTE D: SCHOOL FACILITY

As part of the New York City Chancellor's Charter School Initiative, the New York City Department of Education has committed space to the Organization at no charge under a verbal agreement.

In December 2016 Friends entered into a lease agreement with a third party for school facility space for use by Boys Prep. The lease required a security deposit of \$495,000 which was paid in fiscal 2017 by Boys Prep. The lease term is 35 years, which commenced upon occupancy in September 2018, with the option to renew the agreement for two renewal terms, the first for ten years and the second for four years. The current agreement provides for monthly payments of approximately \$202,300 for the first year, increasing annually based upon the greater of the changes in the Consumer Price Index above a base year or a fixed percentage of 1.5%.

PUBLIC PREP CHARTER SCHOOL ACADEMIES

NOTES TO CONSOLIDATED FINANCIAL STATEMENTS, Cont'd

JUNE 30, 2019

(With Comparative Totals for 2018)

NOTE D: SCHOOL FACILITY, Cont'd

The landlord is in the process of making improvements to the space, including construction of additional space, the cost of which is to be shared between the landlord and Friends. This amount (anticipated at \$6,250,000) is expected to be repaid to the landlord through a ten-year \$3,000,000 loan with a fixed interest rate of 5%, and an ten-year \$3,250,000 loan at an interest rate equal to the landlord's rate of interest at the time of the landlord's mortgage closing. For purposes of the future minimum payments, an estimated interest rate of 5.13% is included in determining the payment amounts. This estimated payment amount will change upon closing of the landlord's mortgage in the future. Payment of the \$3,000,000 loan commenced in September 2018, and payment of the \$3,250,000 loan will commence in year three of the lease term. The anticipated loan payments are included in the future minimum payments as shown below and are also detailed in Note J. The lease required \$2,256,000 to be deposited in an escrow account to be used toward construction and for Friends to pay up to \$608,000 directly to the architect and up to \$92,000 to the construction manager upon receipt of invoices. As of June 30, 2019 and 2018, the Organization paid \$783,742 and \$589,838, respectively, for architect fees which are included in leasehold improvements in the accompanying statement of financial position.

During February 2018, the Organization agreed to sublease a portion of the Boys Prep facility for a term of twenty-two months, beginning September 2018 through June 30, 2020. The rental income is \$8,333 per month through December 31, 2018, \$9,722 per month through June 30, 2019, and \$27,083 per month through June 30, 2020. In addition, the tenant must pay a portion of utilities and custodial services. Effective May 1, 2019, the Organization agreed to sublet an additional portion of the Boys Prep facility for a fourteen month period through June 30, 2020 at \$4,167 per month.

Future minimum payments under these leases and subleases are estimated to be approximately as follows:

<u>Year ending June 30,</u>	<u>Minimum Payments</u>	<u>Sublease Income</u>	<u>Net Lease Payments</u>
2020	\$ 2,322,827	\$ 374,996	\$ 1,947,831
2021	2,357,669	-	2,357,669
2022	2,393,034	-	2,393,034
2023	2,428,930	-	2,428,930
2024	2,465,364	-	2,465,364
Thereafter	90,810,893	-	90,810,893
	<u>\$ 102,778,717</u>	<u>\$ 374,996</u>	<u>\$ 102,403,721</u>

During September 2019, the Organization finalized a sublease between Friends and Public Prep Charter School Academies for the school facility space which commenced September 10, 2018 through June 30, 2053. The lease is intended to transfer actual costs of the facility incurred by Friends to Public Prep Charter School Academies over the full lease term. Under the terms of the lease, the rent expense incurred in a given fiscal year is limited to the amount of rental reimbursement under N.Y. Education Law Section 2853(3)(e) for which Boys Prep is eligible. Any amounts that would be due in excess of that amount are added to a "total project deficit" and are subject to repayment in a future year, should funding become available. At June 30, 2019, the total project deficit was approximately \$3,761,000. All intercompany rent is eliminated in the accompanying consolidated financial statements.

PUBLIC PREP CHARTER SCHOOL ACADEMIES

NOTES TO CONSOLIDATED FINANCIAL STATEMENTS, Cont'd

JUNE 30, 2019

(With Comparative Totals for 2018)

NOTE E: PROPERTY AND EQUIPMENT

Property and equipment consist of the following:

	<u>June 30,</u>	
	<u>2019</u>	<u>2018</u>
Furniture and fixtures	\$ 1,992,909	\$ 1,202,924
Computer equipment	2,185,514	1,925,490
Office equipment	1,586,339	1,311,069
Web development	5,250	5,250
Leasehold improvements	10,836,994	1,127,807
Construction in progress	<u>-</u>	<u>2,997,418</u>
	16,607,006	8,569,958
Less accumulated depreciation and amortization	<u>5,169,433</u>	<u>4,092,636</u>
	<u>\$ 11,437,573</u>	<u>\$ 4,477,322</u>

At June 30, 2018, \$2,997,418 was included in construction in progress related to construction of the new Boys Prep facility, see Note D. The facility was placed into service during fiscal year 2019 and began depreciating.

NOTE F: OPERATING LEASES

The Organization leases office equipment under non-cancelable lease agreements expiring at various dates through September 2023. The future minimum payments on these agreements are as follows:

<u>Year ending June 30,</u>	<u>Amount</u>
2020	\$ 248,410
2021	229,522
2022	218,423
2023	106,324
2024	<u>7,376</u>
	<u>\$ 810,055</u>

During fiscal 2018, existing leases for certain office equipment were bought out by a new vendor who provided a cash lease incentive to the Organization. The deferred lease incentive associated with these buyouts will be amortized over five years (the term of the new leases) and is included in deferred lease incentive on the accompanying consolidated statement of financial position as of June 30, 2019 and 2018. Approximately \$26,000 is expected to be recognized annually through 2022, with the remainder recognized in 2023.

PUBLIC PREP CHARTER SCHOOL ACADEMIES

NOTES TO CONSOLIDATED FINANCIAL STATEMENTS, Cont'd

JUNE 30, 2019

(With Comparative Totals for 2018)

NOTE G: RETIREMENT PLAN

The Organization sponsors a defined contribution 403(b) plan covering all regular employees. The Organization matches employees' contributions based on years of service, up to a maximum of 7.5% of base salary. The Organization's total contribution to the Plan for the years ended June 30, 2019 and 2018 was \$307,190 and \$284,009, respectively.

NOTE H: CONTINGENCY

Certain grants and contracts may be subject to audit by funding sources. Such audits might result in disallowance of costs submitted for reimbursement by the Organization. Management is of the opinion that such disallowances, if any, will not have a material effect on the accompanying consolidated financial statements. Accordingly, no amounts have been provided in the accompanying consolidated financial statements for such potential claims.

NOTE I: CONCENTRATIONS

At June 30, 2019 and 2018, approximately 31% and 61%, respectively of grants and contracts receivables are due from New York State relating to certain grants. At both June 30, 2019 and 2018, approximately 36% of grants and contracts receivables are due from New York City relating to certain grants.

During the years ended June 30, 2019, and 2018, 90% and 91%, respectively of total operating revenue and support came from per-pupil funding provided by New York State. The per-pupil rate is set annually by the State based on the school district in which each Charter School's students are located.

NOTE J: LOANS PAYABLE

As further described in Note D, the Organization received financing from the landlord in connection with the build-out of the Boys Prep facility. The total amount due is not yet finalized. As of June 30, 2019, \$5,578,939 is outstanding on these loans. Future minimum payments on these loans are currently estimated to be as follows:

<u>Year ending June 30,</u>	<u>Amount</u>
2020	\$ 246,269
2021	469,673
2022	566,077
2023	588,438
2024	626,323
Thereafter	<u>3,082,577</u>
	<u>\$ 5,579,357</u>

PUBLIC PREP CHARTER SCHOOL ACADEMIES

NOTES TO CONSOLIDATED FINANCIAL STATEMENTS, Cont'd

JUNE 30, 2019

(With Comparative Totals for 2018)

NOTE K: NON-REVOLVING LINE OF CREDIT

Effective June 5, 2019, Public Prep Charter School Academies entered into a non-revolving line of credit with a bank, in the principal amount of \$1,500,000. Public Prep Charter School Academies may make borrowings or repayments on the line at any time, however on January 5, 2020, any amount outstanding on the line converts from a non-revolving line of credit to a term note. The term note requires principal and interest payments beginning February 5, 2020, with an interest rate equal to the prime rate, rounded upward to the nearest eighth of one percentage point (effective interest rate of 5.50% at June 30, 2019). The interest rate shall decrease by one half percentage point on the one-year anniversary of the disbursement date, if the unpaid principal balance of the obligation is under \$500,000 within twelve months from the disbursement date, subject to a minimum interest rate of 4.5%. The entire unpaid principal balance of this term note, and all accrued and unpaid interest shall be due June 5, 2021. There were no amounts outstanding on the line at June 30, 2019.

The agreement has certain financial covenants, of which Public Prep Charter School Academies was in compliance with as of June 30, 2019. The agreement is secured by substantially all assets of Public Prep Charter School Academies.

NOTE L: FUNCTIONAL EXPENSES

The financial statements report certain categories of expenses that are attributed to more than one program or supporting function. Therefore, expenses require allocation on a reasonable basis that is consistently applied. All expenses that are allocated to more than one program or supporting function (including salaries, benefits, management fees, purchased services, occupancy, supplies, and depreciation) are allocated on the basis of estimates of time, effort, and usage.

NOTE M: NET ASSETS

Net assets without donor restrictions are as follows:

	June 30,	
	2019	2018
Undesignated	\$ 2,114,158	\$ 2,665,416
Invested in property and equipment, net of related debt	5,858,216	4,477,322
	<u>\$ 7,972,374</u>	<u>\$ 7,142,738</u>

Net assets with donor restrictions are as follows:

	June 30,	
	2019	2018
Subject to expenditure for specified purpose:		
Eyeglasses	\$ 2,842	\$ 2,842
Literacy programs	-	12,526
Science labs	-	259,800
Boys Prep operations	193,431	-
	<u>\$ 196,273</u>	<u>\$ 275,168</u>

**PUBLIC PREP CHARTER SCHOOL ACADEMIES**

**OTHER FINANCIAL INFORMATION**

## INDEPENDENT AUDITOR'S REPORT ON OTHER FINANCIAL INFORMATION

Board of Trustees  
Public Prep Charter School Academies

We have audited the consolidated financial statements of Public Prep Charter School Academies as of and for the year ended June 30, 2019, and have issued our report thereon dated October 30, 2019, which contained an unmodified opinion on those financial statements. Our audit was conducted for the purpose of forming an opinion on the consolidated financial statements as a whole. The financial information hereinafter is presented for purposes of additional analysis and are not required parts of the consolidated financial statements. Such information is the responsibility of management and was derived from and relates directly to the underlying accounting and other records used to prepare the consolidated financial statements. The information has been subjected to the auditing procedures applied in the audit of the consolidated financial statements and certain additional procedures, including comparing and reconciling such information directly to the underlying accounting and other records used to prepare the consolidated financial statements or to the consolidated financial statements themselves, and other additional procedures in accordance with auditing standards generally accepted in the United States of America. In our opinion, the information is fairly stated in all material respects in relation to the consolidated financial statements for the year ended June 30, 2019, as a whole.

We have also audited the consolidated financial statements of Public Prep Charter School Academies as of and for the year ended June 30, 2018, and our report thereon dated October 31, 2018, expressed an unmodified opinion on those consolidated financial statements. Our audit was conducted for the purpose of forming an opinion on those consolidated financial statements as a whole. The 2018 financial information hereinafter is presented for purposes of additional analysis and is not a required part of the 2018 consolidated financial statements. Such information is the responsibility of management and was derived from and relates directly to the underlying accounting and other records used to prepare the consolidated financial statements. The information has been subjected to the auditing procedures applied in the audit of the 2018 consolidated financial statements and certain additional procedures, including comparing and reconciling such information directly to the underlying accounting and other records used to prepare the 2018 consolidated financial statements or to the 2018 consolidated financial statements themselves, and other additional procedures in accordance with auditing standards generally accepted in the United States of America. In our opinion, the information is fairly stated in all material respects in relation to the consolidated financial statements for the year ended June 30, 2018, as a whole.

*Mengel, Metzger, Barw & Co. LLP*

Rochester, New York  
October 30, 2019

PUBLIC PREP CHARTER SCHOOL ACADEMIES

CONSOLIDATING STATEMENT OF FINANCIAL POSITION BY CHARTER

JUNE 30, 2019

ASSETS	Public Prep Charter School Academies						Friends of Girls Preparatory Charter School of New York	Eliminations	Consolidated Total
	Girls Preparatory Charter School of New York	Boys Preparatory Charter School of New York	Girls Preparatory Charter School of the Bronx	PrePrep: the Joan Ganz Cooney Early Learning Program	PrePrep 2	Total			
<u>CURRENT ASSETS</u>									
Cash	\$ 462,596	\$ 733,128	\$ 253,000	\$ 70,933	\$ -	\$ 1,519,657	\$ -	\$ -	\$ 1,519,657
Grants and contracts receivable	782,655	413,565	1,420,757	123,366	613,320	3,353,663	77,777	-	3,431,440
Prepaid expenses and other current assets	53,304	70,766	602,287	237	-	726,594	-	-	726,594
TOTAL CURRENT ASSETS	1,298,555	1,217,459	2,276,044	194,536	613,320	5,599,914	77,777	-	5,677,691
<u>OTHER ASSETS</u>									
Property and equipment, net	315,884	962,043	703,165	3,346	143,833	2,128,271	9,309,302	-	11,437,573
Related party receivables (payables)	1,634,062	1,479,934	2,358,474	(160,363)	(444,373)	4,867,734	(3,906,701)		961,033
Security deposit	-	502,325	-	-	-	502,325	-	-	502,325
Cash in escrow	75,095	25,031	75,095	-	-	175,221	-	-	175,221
	2,025,041	2,969,333	3,136,734	(157,017)	(300,540)	7,673,551	5,402,601	-	13,076,152
TOTAL ASSETS	\$ 3,323,596	\$ 4,186,792	\$ 5,412,778	\$ 37,519	\$ 312,780	\$ 13,273,465	\$ 5,480,378	\$ -	\$ 18,753,843
<u>LIABILITIES AND NET ASSETS (DEFICIT)</u>									
<u>CURRENT LIABILITIES</u>									
Accounts payable and accrued expenses	\$ 282,211	\$ 300,291	\$ 331,815	\$ 16,823	\$ 4,500	\$ 935,640	\$ 225,717	\$ -	\$ 1,161,357
Accrued payroll and benefits	886,238	712,585	936,356	54,629	-	2,589,808	-	-	2,589,808
Deferred revenue	33,265	82,150	87,455	-	164,488	367,358	-	-	367,358
Current portion of deferred lease incentive	13,048	-	12,955	-	-	26,003	-	-	26,003
Current portion of loans payable	-	-	-	-	-	-	246,269		246,269
Security deposit payable	-	-	-	-	-	-	49,999	-	49,999
TOTAL CURRENT LIABILITIES	1,214,762	1,095,026	1,368,581	71,452	168,988	3,918,809	521,985	-	4,440,794
<u>LONG-TERM LIABILITIES</u>									
Loans payable	-	-	-	-	-	-	5,333,088	-	5,333,088
Deferred lease incentive	35,880	-	29,526	-	-	65,406	-	-	65,406
Deferred lease liability	-	-	-	-	-	-	745,908	-	745,908
TOTAL LIABILITIES	1,250,642	1,095,026	1,398,107	71,452	168,988	3,984,215	6,600,981	-	10,585,196
<u>NET ASSETS (DEFICIT)</u>									
Without donor restrictions	2,070,112	2,898,335	4,014,671	(33,933)	143,792	9,092,977	(1,120,603)	-	7,972,374
With donor restrictions	2,842	193,431	-	-	-	196,273	-	-	196,273
TOTAL NET ASSETS (DEFICIT)	2,072,954	3,091,766	4,014,671	(33,933)	143,792	9,289,250	(1,120,603)	-	8,168,647
TOTAL LIABILITIES AND NET ASSETS (DEFICIT)	\$ 3,323,596	\$ 4,186,792	\$ 5,412,778	\$ 37,519	\$ 312,780	\$ 13,273,465	\$ 5,480,378	\$ -	\$ 18,753,843

PUBLIC PREP CHARTER SCHOOL ACADEMIES

CONSOLIDATING STATEMENT OF ACTIVITIES AND CHANGES IN NET ASSETS BY CHARTER

YEAR ENDED JUNE 30, 2019

	Public Prep Charter School Academies						Friends of Girls		Consolidated
	Girls Preparatory Charter School of New York	Boys Preparatory Charter School of New York	Girls Preparatory Charter School of the Bronx	PrePrep: the Joan Ganz Cooney Early Learning Program	PrePrep 2	Total	Preparatory Charter School of New York	Eliminations	Total
Revenue, gains and other support:									
Public school district:									
Resident student enrollment	\$ 9,683,961	\$ 7,950,973	\$ 11,337,527	\$ 416,556	\$ 453,320	\$ 29,842,337	\$ -	\$ -	\$ 29,842,337
Students with disabilities	1,582,838	1,179,268	1,379,056	-	-	4,141,162	-	-	4,141,162
Grants and contracts:									
State and local	398,818	38,161	790,920	-	160,000	1,387,899	-	-	1,387,899
Federal - Title and IDEA	396,323	454,354	709,287	-	-	1,559,964	-	-	1,559,964
Federal - other	85,184	42,190	81,494	-	-	208,868	-	-	208,868
NYC DOE rental assistance	-	2,290,277	-	-	-	2,290,277	-	-	2,290,277
TOTAL REVENUE, GAINS AND OTHER SUPPORT	12,147,124	11,955,223	14,298,284	416,556	613,320	39,430,507	-	-	39,430,507
Expenses:									
Program services:									
Regular education	8,502,493	9,078,355	9,657,641	-	-	27,238,489	2,761,490	(1,813,172)	28,186,807
Special education	2,503,896	1,653,307	2,566,938	-	-	6,724,141	462,156	(305,212)	6,881,085
Pre-K	-	-	-	454,819	450,033	904,852	47,000	(47,000)	904,852
Total Program Services	11,006,389	10,731,662	12,224,579	454,819	450,033	34,867,482	3,270,646	(2,165,384)	35,972,744
Management and general	1,143,113	1,068,329	1,414,717	6,677	19,495	3,652,331	284,404	(171,893)	3,764,842
Fundraising and special events	14,955	11,951	17,398	-	-	44,304	-	-	44,304
TOTAL OPERATING EXPENSES	12,164,457	11,811,942	13,656,694	461,496	469,528	38,564,117	3,555,050	(2,337,277)	39,781,890
(DEFICIT) SURPLUS FROM SCHOOL OPERATIONS	(17,333)	143,281	641,590	(44,940)	143,792	866,390	(3,555,050)	2,337,277	(351,383)
Support and other revenue:									
Contributions:									
Foundations	-	325,000	-	-	-	325,000	-	-	325,000
Individuals	5,200	4,000	871	-	-	10,071	-	-	10,071
Corporations	89,595	179,157	190,324	-	-	459,076	-	-	459,076
Fundraising	1,823	-	-	-	-	1,823	-	-	1,823
Interest income	45	15	45	-	-	105	-	-	105
Other income	34,326	124,947	49,606	-	-	208,879	-	-	208,879
Rental income	-	-	-	-	-	-	2,434,447	(2,337,277)	97,170
TOTAL SUPPORT AND OTHER REVENUE	130,989	633,119	240,846	-	-	1,004,954	2,434,447	(2,337,277)	1,102,124
CHANGE IN NET ASSETS	113,656	776,400	882,436	(44,940)	143,792	1,871,344	(1,120,603)	-	750,741
Net assets at beginning of year	1,959,298	2,315,366	3,132,235	11,007	-	7,417,906	-	-	7,417,906
NET ASSETS (DEFICIT) AT END OF YEAR	\$ 2,072,954	\$ 3,091,766	\$ 4,014,671	\$ (33,933)	\$ 143,792	\$ 9,289,250	\$ (1,120,603)	\$ -	\$ 8,168,647

PUBLIC PREP CHARTER SCHOOL ACADEMIES

STATEMENT OF FUNCTIONAL EXPENSES BY CHARTER – GIRLS PREPARATORY CHARTER  
SCHOOL OF NEW YORK

YEAR ENDED JUNE 30, 2019  
(With Comparative Totals for 2018)

	No. of Positions	Program Services			Supporting Services			Total	
		Regular Education	Special Education	Sub-total	Management and general	Fundraising and special events	Sub-total	Year ended June 30,	
								2019	2018
Personnel services costs:									
Administrative staff personnel	26	\$ 1,112,592	\$ 233,006	\$ 1,345,598	\$ 555,401	\$ -	\$ 555,401	\$ 1,900,999	\$ 1,826,389
Instructional personnel	87	3,846,068	1,341,968	5,188,036	-	-	-	5,188,036	4,925,905
Non-instructional personnel	<u>-</u>	<u>-</u>	<u>-</u>	<u>-</u>	<u>-</u>	<u>-</u>	<u>-</u>	<u>-</u>	<u>2,652</u>
Total personnel services costs	113	4,958,660	1,574,974	6,533,634	555,401	-	555,401	7,089,035	6,754,946
Fringe benefits and payroll taxes		1,117,939	355,080	1,473,019	125,216	-	125,216	1,598,235	1,598,893
Retirement		87,540	27,805	115,345	9,805	-	9,805	125,150	130,681
Management company fees		1,046,837	209,368	1,256,205	224,322	14,955	239,277	1,495,482	1,425,853
Accounting and auditing services		-	-	-	20,943	-	20,943	20,943	21,052
Other professional and consulting services		59,595	27,670	87,265	108,058	-	108,058	195,323	173,834
Repairs and maintenance		48,915	15,537	64,452	5,479	-	5,479	69,931	8,703
Insurance		39,061	12,406	51,467	4,375	-	4,375	55,842	51,867
Utilities		55,685	17,687	73,372	6,237	-	6,237	79,609	69,144
Supplies and materials		318,890	71,609	390,499	-	-	-	390,499	292,422
Equipment and furnishings		7,117	2,260	9,377	797	-	797	10,174	4,646
Staff development		203,762	46,222	249,984	732	-	732	250,716	321,766
Marketing and recruiting		11,072	2,969	14,041	586	-	586	14,627	28,912
Technology		24,173	5,411	29,584	31,905	-	31,905	61,489	20,171
Food service		4,196	939	5,135	-	-	-	5,135	8,331
Student services		225,198	50,407	275,605	-	-	-	275,605	275,633
Office expense		153,930	39,109	193,039	33,585	-	33,585	226,624	136,088
Depreciation and amortization		<u>139,923</u>	<u>44,443</u>	<u>184,366</u>	<u>15,672</u>	<u>-</u>	<u>15,672</u>	<u>200,038</u>	<u>213,377</u>
		<u>\$ 8,502,493</u>	<u>\$ 2,503,896</u>	<u>\$ 11,006,389</u>	<u>\$ 1,143,113</u>	<u>\$ 14,955</u>	<u>\$ 1,158,068</u>	<u>\$ 12,164,457</u>	<u>\$ 11,536,319</u>

PUBLIC PREP CHARTER SCHOOL ACADEMIES

STATEMENT OF FUNCTIONAL EXPENSES BY CHARTER –  
BOYS PREPARATORY CHARTER SCHOOL OF NEW YORK

YEAR ENDED JUNE 30, 2019  
(With Comparative Totals for 2018)

	No. of Positions	Program Services			Supporting Services			Total	
		Regular Education	Special Education	Sub-total	Management and general	Fundraising and special events	Sub-total	Year ended June 30,	
								2019	2018
Personnel services costs:									
Administrative staff personnel	20	\$ 588,563	\$ 146,444	\$ 735,007	\$ 407,856	\$ -	\$ 407,856	\$ 1,142,863	\$ 903,762
Instructional personnel	88	3,700,181	574,125	4,274,306	-	-	-	4,274,306	2,768,079
Non-instructional personnel	1	13,442	3,621	17,063	-	-	-	17,063	29,966
Total personnel services costs	109	4,302,186	724,190	5,026,376	407,856	-	407,856	5,434,232	3,701,807
Fringe benefits and payroll taxes		952,735	160,375	1,113,110	90,321	-	90,321	1,203,431	836,791
Retirement		35,700	6,010	41,710	3,385	-	3,385	45,095	32,185
Management company fees		836,597	167,320	1,003,917	179,271	11,951	191,222	1,195,139	736,782
Legal services		-	-	-	1,698	-	1,698	1,698	-
Accounting and auditing services		-	-	-	14,472	-	14,472	14,472	11,731
Other professional and consulting services		66,973	31,031	98,004	127,972	-	127,972	225,976	113,047
Building rent / lease / facility finance interest		1,813,173	305,212	2,118,385	171,892	-	171,892	2,290,277	-
Repairs and maintenance		-	-	-	-	-	-	-	130,828
Insurance		35,460	5,969	41,429	3,362	-	3,362	44,791	27,685
Utilities		55,516	9,345	64,861	5,263	-	5,263	70,124	37,790
Supplies and materials		304,109	89,958	394,067	-	-	-	394,067	244,186
Equipment and furnishings		14,855	2,501	17,356	1,408	-	1,408	18,764	27,348
Staff development		86,981	23,321	110,302	102	-	102	110,404	194,871
Marketing and recruiting		20,181	4,994	25,175	415	-	415	25,590	12,981
Technology		14,721	3,966	18,687	22,406	-	22,406	41,093	17,929
Food service		101,551	27,354	128,905	-	-	-	128,905	6,619
Student services		121,939	32,847	154,786	-	-	-	154,786	144,010
Office expense		109,637	24,231	133,868	18,973	-	18,973	152,841	128,687
Depreciation and amortization		206,041	34,683	240,724	19,533	-	19,533	260,257	134,557
		<u>\$ 9,078,355</u>	<u>\$ 1,653,307</u>	<u>\$ 10,731,662</u>	<u>\$ 1,068,329</u>	<u>\$ 11,951</u>	<u>\$ 1,080,280</u>	<u>\$ 11,811,942</u>	<u>\$ 6,539,834</u>

PUBLIC PREP CHARTER SCHOOL ACADEMIES

STATEMENT OF FUNCTIONAL EXPENSES BY CHARTER –  
GIRLS PREPARATORY CHARTER SCHOOL OF THE BRONX

YEAR ENDED JUNE 30, 2019  
(With Comparative Totals for 2018)

	No. of Positions	Program Services			Supporting Services			Total	
		Regular Education	Special Education	Sub-total	Management and general	Fundraising and special events	Sub-total	Year ended June 30,	
								2019	2018
Personnel services costs:									
Administrative staff personnel	22	\$ 1,085,883	\$ 222,419	\$ 1,308,302	\$ 726,817	\$ -	\$ 726,817	\$ 2,035,119	\$ 1,658,185
Instructional personnel	<u>108</u>	<u>4,299,839</u>	<u>1,308,456</u>	<u>5,608,295</u>	<u>-</u>	<u>-</u>	<u>-</u>	<u>5,608,295</u>	<u>6,472,008</u>
Total personnel services costs	130	5,385,722	1,530,875	6,916,597	726,817	-	726,817	7,643,414	8,130,193
Fringe benefits and payroll taxes		1,186,224	337,181	1,523,405	160,084	-	160,084	1,683,489	1,782,608
Retirement		91,750	26,079	117,829	12,382	-	12,382	130,211	118,752
Management company fees		1,217,887	243,578	1,461,465	260,976	17,398	278,374	1,739,839	1,653,781
Accounting and auditing services		-	-	-	22,943	-	22,943	22,943	21,051
Other professional and consulting services		131,666	41,578	173,244	121,885	-	121,885	295,129	224,937
Rent		1,460	320	1,780	-	-	-	1,780	-
Repairs and maintenance		12,794	3,636	16,430	1,726	-	1,726	18,156	14,960
Insurance		45,309	12,879	58,188	6,115	-	6,115	64,303	57,627
Utilities		52,780	15,003	67,783	7,123	-	7,123	74,906	78,053
Supplies and materials		543,899	123,065	666,964	-	-	-	666,964	345,980
Equipment and furnishings		9,235	2,625	11,860	1,246	-	1,246	13,106	28,738
Staff development		198,941	43,851	242,792	447	-	447	243,239	293,675
Marketing and recruiting		10,553	2,991	13,544	1,407	-	1,407	14,951	37,731
Technology		22,205	4,871	27,076	29,109	-	29,109	56,185	69,834
Food service		6,351	1,393	7,744	-	-	-	7,744	20,690
Student services		323,806	71,024	394,830	-	-	-	394,830	282,697
Office expense		184,020	46,109	230,129	34,028	-	34,028	264,157	166,411
Depreciation and amortization		210,662	59,880	270,542	28,429	-	28,429	298,971	346,187
Other		<u>22,377</u>	<u>-</u>	<u>22,377</u>	<u>-</u>	<u>-</u>	<u>-</u>	<u>22,377</u>	<u>36,986</u>
		<u>\$ 9,657,641</u>	<u>\$ 2,566,938</u>	<u>\$ 12,224,579</u>	<u>\$ 1,414,717</u>	<u>\$ 17,398</u>	<u>\$ 1,432,115</u>	<u>\$ 13,656,694</u>	<u>\$ 13,710,891</u>

PUBLIC PREP CHARTER SCHOOL ACADEMIES

STATEMENT OF FUNCTIONAL EXPENSES BY CHARTER –  
PREPREP: THE JOAN GANZ COONEY EARLY LEARNING PROGRAM

YEAR ENDED JUNE 30, 2019  
(With Comparative Totals for 2018)

	No. of Positions	Program Services	Supporting Services		Total	
		Pre-K	Management and general	Fundraising and special events	Year ended June 30,	
					2019	2018
Personnel services costs:						
Instructional personnel	<u>5</u>	\$ 340,209	\$ -	\$ -	\$ 340,209	\$ 258,141
Total personnel services costs	5	340,209	-	-	340,209	258,141
Fringe benefits and payroll taxes		83,542	-	-	83,542	70,137
Retirement		6,734	-	-	6,734	2,391
Other professional and consulting services		-	5,520	-	5,520	5,607
Repairs and maintenance		-	-	-	-	180
Insurance		-	-	-	-	3,055
Supplies and materials		8,628	-	-	8,628	10,720
Staff development		4,525	30	-	4,555	766
Marketing and recruiting		-	-	-	-	450
Technology		-	-	-	-	2,564
Student services		-	-	-	-	2,926
Office expense		-	1,127	-	1,127	839
Depreciation and amortization		11,181	-	-	11,181	12,693
		<u>\$ 454,819</u>	<u>\$ 6,677</u>	<u>\$ -</u>	<u>\$ 461,496</u>	<u>\$ 370,469</u>

PUBLIC PREP CHARTER SCHOOL ACADEMIES

STATEMENT OF FUNCTIONAL EXPENSES BY CHARTER –  
PREPREP 2

YEAR ENDED JUNE 30, 2019

		Program Services	Supporting Services		Total
	No. of Positions		Management and general	Fundraising and special events	Year ended June 30, 2019
		Pre-K 2			
Personnel services costs:					
Administrative staff personnel	-	\$ 33,403	\$ 7,000	\$ -	\$ 40,403
Instructional personnel	<u>6</u>	<u>246,382</u>	<u>-</u>	<u>-</u>	<u>246,382</u>
Total personnel services costs	6	279,785	7,000	-	286,785
Fringe benefits and payroll taxes		37,912	948	-	38,860
Rent		47,000	-	-	47,000
Insurance		4,282	-	-	4,282
Utilities		-	5,173	-	5,173
Supplies and materials		14,287	-	-	14,287
Equipment and furnishings		889	-	-	889
Staff development		21,750	-	-	21,750
Marketing and recruiting		1,352	-	-	1,352
Food service		24,640	-	-	24,640
Student services		1,969	-	-	1,969
Office expense		-	6,374	-	6,374
Depreciation and amortization		<u>16,167</u>	<u>-</u>	<u>-</u>	<u>16,167</u>
		<u>\$ 450,033</u>	<u>\$ 19,495</u>	<u>\$ -</u>	<u>\$ 469,528</u>

PUBLIC PREP CHARTER SCHOOL ACADEMIES

STATEMENT OF FUNCTIONAL EXPENSES – FRIENDS OF GIRLS PREP

YEAR ENDED JUNE 30, 2019

	Program Services				Supporting Services	Total
	Regular Education	Special Education	Pre-K	Sub-total	Management and general	Year ended June 30, 2019
Other professional and consulting services	\$ 208,127	\$ 34,249	\$ -	\$ 242,376	\$ 21,076	\$ 263,452
Building rent / lease / facility finance interest	2,028,528	341,543	47,000	2,417,071	210,180	2,627,251
Repairs and maintenance	235,077	38,683	-	273,760	23,805	297,565
Utilities	12,388	2,038	-	14,426	1,254	15,680
Office expense	48,126	7,919	-	56,045	4,874	60,919
Depreciation and amortization	229,244	37,724	-	266,968	23,215	290,183
	<u>\$ 2,761,490</u>	<u>\$ 462,156</u>	<u>\$ 47,000</u>	<u>\$ 3,270,646</u>	<u>\$ 284,404</u>	<u>\$ 3,555,050</u>



**Transmittal Form**  
**Annual Financial Statement Audit Report**  
*for SUNY Authorized Charter Schools*

<b>Charter School Name:</b>	Boys Preparatory Charter School of New York	▼
<b>Audit Period:</b>	2018-19	▼
<b>Prior Period:</b>	2017-18	▼
<b>Report Due Date:</b>	Friday, November 01, 2019	
<b>Date Submitted:</b>	Select from drop-down list →	▼
<b>School Fiscal Contact Name:</b>	Jamie Farris	
<b>School Fiscal Contact Email:</b>	jfarris@publicprep.org	
<b>School Fiscal Contact Phone:</b>	212-346-6000 ext. 1562	
<b>School Audit Firm Name:</b>	Mengel Metzger Barr & Co. LLP	
<b>School Audit Contact Name:</b>	Jacqueline B. Lee	
<b>School Audit Contact Email:</b>	jlee@mmb-co.com	
<b>School Audit Contact Phone:</b>	(585) 423-1860 x3224	

Please submit the Annual Financial Statement and other associated documents  
to BOTH  
**SUNY Charter Schools Institute**  
**AND**  
**New York State Education Department**

**SUNY CHARTER SCHOOLS INSTITUTE - Reporting Requirements:**

Online Portal: <https://my.epicenternow.org/home.aspx>

**Required 8 Items:**

- 1) The independent auditor's report on financial statements and notes;
- 2) Excel template file with appropriate sheets completed: Financial Position, Statement of Activities, Cash Flow and Functional Expenses worksheets; and
- 3) Reports on internal controls over financial reporting and on compliance.

**And, if applicable:**

The additional items listed below should be included if applicable. Please explain the reason(s) if the items are not included.

Examples might include: a written management letter was not issued; the school did not expend federal funds in excess of the Single Audit Threshold of \$750,000; the management letter response will be submitted by the following date (should be no later than 30 days from the submission of the report); etc. If not applicable enter "N/A."

	If not included, state the reason(s) below. Or, if not applicable fill in "N/A":
4) Management Letter	
5) Management Letter Response	
6) Form 990; or Extension Form 8868	File Extension
7) Guidance in 2 CFR Part 200, Subpart E	N/A

8)	Corrective Action Plan	N/A
----	------------------------	-----

**NEW YORK STATE EDUCATION DEPARTMENT - Reporting Requirements:**

Online Portal: <https://nysed-cso-reports.myreviewroom.com/>

**Required Items:**

- 1) This transmittal form (a copy of the Excel file containing the four schedules Does NOT need to be included);
- 2) Audited Financial Report;

**And, if applicable:**

- 3) Management Letter and Response;
- 4) Federal Single Audit/Uniform Guidance in 2 CFR Part 200, Subpart F.

**BOYS PREPARATORY CHARTER SCHOOL OF NEW YORK**  
**Statement of Financial Position**  
**as of June 30, 2019**

<u>ASSETS</u>	<u>2018-19</u>	<u>2017-18</u>
<b><u>CURRENT ASSETS</u></b>		
Cash and cash equivalents	\$ -	\$ -
Grants and contracts receivable	-	-
Accounts receivables	-	-
Prepaid expenses	-	-
Contributions and other receivables	-	-
<b>TOTAL CURRENT ASSETS</b>	-	-
<b><u>PROPERTY, BUILDING AND EQUIPMENT, net</u></b>	-	-
<b><u>OTHER ASSETS</u></b>	-	-
<b>TOTAL ASSETS</b>	-	-
<b><u>LIABILITIES AND NET ASSETS</u></b>		
<b><u>CURRENT LIABILITIES</u></b>		
Accounts payable and accrued expenses	\$ -	\$ -
Accrued payroll and benefits	-	-
Deferred Revenue	-	-
Current maturities of long-term debt	-	-
Short Term Debt - Bonds, Notes Payable	-	-
Other	-	-
<b>TOTAL CURRENT</b>	-	-
<b><u>LONG-TERM LIABILITIES</u></b>		
Deferred Rent	-	-
All other long-term debt and notes payable, net current maturities	-	-
<b>LIABILITIES</b>	-	-
<b>TOTAL LIABILITIES</b>	-	-
<b><u>NET ASSETS</u></b>		
Unrestricted	-	-
Temporarily restricted	-	-

**TOTAL NET ASSETS**

-

-

**TOTAL LIABILITIES AND  
NET ASSETS**

-

-

CK - Should be zero

-

-

**BOYS PREPARATORY CHARTER SCHOOL OF NEW YORK**

**Statement of Activities  
as of June 30, 2019**

	<b>2018-19</b>			<b>2017-18</b>
	<b>Unrestricted</b>	<b>Temporarily Restricted</b>	<b>Total</b>	<b>Total</b>
<b>REVENUE, GAINS AND OTHER SUPPORT</b>				
Public School District				
Resident Student Enrollment	\$ 7,950,972	\$ -	\$ 7,950,972	\$ 4,723,977
Students with disabilities	1,179,268	-	1,179,268	866,382
Grants and Contracts				
State and local	38,161	-	38,161	65,966
Federal - Title and IDEA	454,354	-	454,354	315,746
Federal - Other	42,190	-	42,190	32,454
Other	613,320	-	613,320	-
NYC DoE Rental Assistance	2,290,278	-	2,290,278	-
Food Service/Child Nutrition Program	-	-	-	-
<b>TOTAL REVENUE, GAINS AND OTHER SUPPORT</b>	12,568,543	-	12,568,543	6,004,525
<b>EXPENSES</b>				
Program Services				
Regular Education	\$ 9,078,355	\$ -	\$ 9,078,355	\$ 4,190,355
Special Education	1,653,307	-	1,653,307	1,684,599
Other Programs	450,033	-	450,033	-
Total Program Services	11,181,695	-	11,181,695	5,874,954
Management and general	1,087,824	-	1,087,824	657,512
Fundraising	11,951	-	11,951	7,368
<b>TOTAL OPERATING EXPENSES</b>	12,281,470	-	12,281,470	6,539,834
<b>SURPLUS / (DEFICIT) FROM SCHOOL OPERATIONS</b>	287,073	-	287,073	(535,309)
<b>SUPPORT AND OTHER REVENUE</b>				
Contributions				
Foundations	\$ 131,569	\$ 193,431	\$ 325,000	\$ 259,800
Individuals	4,000	-	4,000	55,000
Corporations	179,157	-	179,157	2,500
Fundraising	-	-	-	-
Interest income	15	-	15	160
Miscellaneous income	124,947	-	124,947	(166,345)
Net assets released from restriction	259,800	(259,800)	-	-

<b>TOTAL SUPPORT AND OTHER REVENUE</b>	699,488	(66,369)	633,119	151,115
<b>CHANGE IN NET ASSETS</b>	986,561	(66,369)	920,192	(384,194)
NET ASSETS BEGINNING OF YEAR	2,055,566	259,800	2,315,366	2,699,560
PRIOR YEAR/PERIOD ADJUSTMENTS	-	-	-	-
<b>NET ASSETS END OF YEAR</b>	<u>\$ 3,042,127</u>	<u>\$ 193,431</u>	<u>\$ 3,235,558</u>	<u>\$ 2,315,366</u>

**BOYS PREPARATORY CHARTER SCHOOL OF NEW YORK**  
**Statement of Cash Flows**  
**as of June 30, 2019**

	<b>2018-19</b>	<b>2017-18</b>
<b>CASH FLOWS - OPERATING ACTIVITIES</b>		
Increase (decrease) in net assets	\$ -	\$ -
Revenues from School Districts	-	-
Accounts Receivable	-	-
Due from School Districts	-	-
Depreciation	-	-
Grants Receivable	-	-
Due from NYS	-	-
Grant revenues	-	-
Prepaid Expenses	-	-
Accounts Payable	-	-
Accrued Expenses	-	-
Accrued Liabilities	-	-
Contributions and fund-raising activities	-	-
Miscellaneous sources	-	-
Deferred Revenue	-	-
Interest payments	-	-
Other	-	-
Other	-	-
<b>NET CASH PROVIDED FROM OPERATING ACTIVITIES</b>	\$ -	\$ -
<b>CASH FLOWS - INVESTING ACTIVITIES</b>		
Purchase of equipment	-	-
Other	-	-
<b>NET CASH PROVIDED FROM INVESTING ACTIVITIES</b>	\$ -	\$ -
<b>CASH FLOWS - FINANCING ACTIVITIES</b>		
Principal payments on long-term debt	-	-
Other	-	-
<b>NET CASH PROVIDED FROM FINANCING ACTIVITIES</b>	\$ -	\$ -
<b>NET (DECREASE) INCREASE IN CASH AND CASH EQUIVALENTS</b>	\$ -	\$ -
Cash at beginning of year	-	-
<b>CASH AND CASH EQUIVALENTS AT END OF YEAR</b>	\$ -	\$ -

**BOYS PREPARATORY CHARTER SCHOOL OF NEW YORK**  
**Statement of Functional Expenses**  
**as of June 30, 2019**

		2018-19						
	No. of Positions	Program Services				Supporting Services		
		Regular Education	Special Education	Other Education	Total	Fund-raising	Management and General	Total
Personnel Services Costs		\$	\$	\$	\$	\$	\$	\$
Administrative Staff Personnel	20.00	588,563	146,444	33,403	768,410	-	414,856	414,856
Instructional Personnel	94.00	3,700,181	574,125	246,382	4,520,688	-	-	-
Non-Instructional Personnel	1.00	13,442	3,621	-	17,063	-	-	-
Total Salaries and Staff	115.00	4,302,186	724,190	279,785	5,306,161	-	414,856	414,856
Fringe Benefits & Payroll Taxes		952,735	160,375	37,912	1,151,022	-	91,269	91,269
Retirement		35,700	6,010	-	41,710	-	3,385	3,385
Management Company Fees		836,597	167,320	-	1,003,917	11,951	179,271	191,222
Legal Service		-	-	-	-	-	1,698	1,698
Accounting / Audit Services		-	-	-	-	-	14,472	14,472
Other Purchased / Professional / Consulting Services		66,973	31,031	-	98,004	-	127,972	127,972
Building and Land Rent / Lease / Facility Finance Interest		1,813,173	305,212	47,000	2,165,385	-	171,892	171,892
Repairs & Maintenance		-	-	-	-	-	-	-
Insurance		35,460	5,969	4,282	45,711	-	3,362	3,362
Utilities		55,516	9,345	-	64,861	-	10,436	10,436
Supplies / Materials		304,109	89,958	14,287	408,354	-	-	-
Equipment / Furnishings		14,855	2,501	889	18,245	-	1,408	1,408
Staff Development		86,981	23,321	21,750	132,052	-	102	102
Marketing / Recruitment		20,181	4,994	1,352	26,527	-	415	415
Technology		14,721	3,966	-	18,687	-	22,406	22,406
Food Service		101,551	27,354	24,640	153,545	-	-	-
Student Services		121,939	32,847	1,969	156,755	-	-	-
Office Expense		109,637	24,231	-	133,868	-	25,347	25,347
Depreciation		206,041	34,683	16,167	256,891	-	19,533	19,533
OTHER		-	-	-	-	-	-	-
Total Expenses		\$ 9,078,355	\$ 1,653,307	\$ 450,033	\$ 11,181,695	\$ 11,951	\$ 1,087,824	\$ 1,099,775

		2017-18	
Total			
\$		\$	
1,183,266		903,762	
4,520,688		2,768,079	
17,063		29,966	
5,721,017		3,701,807	
1,242,291		836,791	
45,095		32,185	
1,195,139		736,782	
1,698		-	
14,472		11,731	
225,976		113,047	
2,337,277		-	
-		130,828	
49,073		27,685	
75,297		37,790	
408,354		244,186	
19,653		27,348	
132,154		194,871	
26,942		12,981	
41,093		17,929	
153,545		6,619	
156,755		144,010	
159,215		128,687	
276,424		134,557	
-		-	
\$ 12,281,470		\$ 6,539,834	



**Charter Schools Institute**  
The State University of New York

## GENERAL INSTRUCTIONS FOR ANNUAL BUDGET/QUARTERLY REPORT

### TEMPLATE TABS

#### 1- GRAY tab contains the Instructions




<a href="#">Instructions</a>	Provides description of tabs and input requirements.
<a href="#">Funding by District</a>	Charter School Tuition Rates

#### 2- BLUE tabs require input of information

<a href="#">1.) Name of School</a>	>Select school name from list. >Enter contact information.
<a href="#">2.) Enrollment</a>	Enter enrollment information for Annual Budget (& Revisions) and Quarterly Actuals. Includes: >Enrollment by Grade >Enrollment by District
<a href="#">3.) Staffing Plan</a>	Enter staffing plan information for Annual Budget (& Revisions) and Quarterly Actuals. Includes: >Full Time Equivalent (FTE), by Position Category, By Quarter >" <b>Prior Year</b> " column may <i>initially</i> be completed based upon preliminary data, and <i>subsequently</i> adjusted with Annual Audited data when the Quarter 2 Actuals are being submitted.
<a href="#">4.) Yearly Budget</a>	Enter Yearly Budget information. Includes: >" <b>Prior Year</b> " column may <i>initially</i> be completed based upon preliminary data, and <i>subsequently</i> adjusted with Annual Audited data when the Quarter 2 Actuals are being submitted. (Note: Quarterly Revenue allocation may be set) >Budgeted Enrollment data and Per Pupil Revenue for the current year are populated based upon input on tab "2.) Enrollment." >Budgeted FTE for current year is populated based upon input on tab "3.) Staffing Plan." >All other sources of revenue >All expenses >Budget Revisions, as necessary and <i>approved</i> by the school's Board of Directors, should be submitted when submitting Quarterly Actuals.
<a href="#">5.) Balance Sheet</a>	Enter Balance Sheet information for EdCorps. Separate schools merged into a primary EdCorp should NOT use this tab. >" <b>Prior Year</b> " column may be <i>initially</i> completed based upon preliminary data, and <i>subsequently</i> adjusted with Annual Audited data when the Quarter 2 Actuals are being submitted.

<a href="#">6.) Quarterly Report</a>	Enter Actual Quarterly Report information . Includes: >Actual Enrollment data and Per Pupil Revenue for the current year are populated based upon input on tab "2.) Enrollment." >Actual FTE for current year is populated based upon input on tab "3.) Staffing Plan." >All other sources of revenue >All expenses
<a href="#">7.) Annual Report Requirement</a>	Complete when submitting Actual Quarter 4.

#### CELL COLORS & GUIDANCE COMMENTS

-  = Enter information into the light BLUE shaded cells.
-  = Cells labeled in ORANGE containe guidance regarding the input of information.
-  = Cells containing RED triangles in the upper right corner contain "guidance comments" on that particular line item. Please "mouse-over" the triangle to reveal each comment.

Ver. 20190603

**Charter Funding Alphabetical By NYS School District**  
**\* (Sum of Charter School Basic Tuition and Supplemental Basic Tuition)**



## ANNUAL BUDGET & QUARTERLY REPORT TEMPLATE

### Boys Preparatory Charter School of New York

#### SCHOOL

Name:	Boys Preparatory Charter School of New York
-------	---

#### CONTACT INFORMATION

Contact Name:	Michele Cerwin
Contact Title:	COO
Contact Email:	mcerwin@publicprep.org
Contact Phone:	212-346-6000

#### REPORT PERIOD

Current Academic Year:	2019-20
Prior Academic Year:	2018-19

**BOYS PREPARATORY CHARTER SCHOOL OF NEW YORK  
2019-20**

**ENROLLMENT BY GRADES**

GRADES	K	1	2	3	4	5	6	7
INITIAL BUDGETED ENROLLMENT	133	133	100	95	50	50	50	0
TOTAL ENROLLMENT = 611								

**ENROLLMENT BY DISTRICT**

		PRIOR YEAR ACTUAL	ANNUAL BUDGET TOTAL DISTRICTS/ENROLLMENT BY QUARTER						
			QUARTER 1		QUARTER 2		QUARTER 3		QUARTER 4
			Original	Revised	Original	Revised	Original	Revised	Original
NUMBER OF SCHOOL DISTRICTS ENROLLED:		0	1	0	1	0	1	0	1
NUMBER OF STUDENTS ENROLLED:		0	611	0	611	0	611	0	611
			<b>*NOTE:</b> If there are NO budget revisions at the time of quarterly submittal leave the 'REVISED' column COMPLETELY BLANK. If budget revisions ARE made, the entire "REVISED" budget column, affected quarter(s) must be completed on tabs 2, 3 and 4.						
		PRIOR YEAR 2018-19	ANNUAL BUDGET						
		Actual Enrollment	QUARTER 1		QUARTER 2		QUARTER 3		QUARTER 4
PRIMARY/OTHER	DISTRICT NAME(S)		Original Budgeted Enrollment	Revised Budgeted Enrollment	Original Budgeted Enrollment	Revised Budgeted Enrollment	Original Budgeted Enrollment	Revised Budgeted Enrollment	Original Budgeted Enrollment
PRIMARY District	NYC CHANCELLOR'S OFFICE		611		611		611		611
SECONDARY District	(Select from drop-down list) →								

[illegible]

8	9	10	11	12
0				

[illegible]

**BOYS PREPARATORY CHARTER SCHOOL OF NEW YORK  
2019-20**

**STAFFING PLAN - FULL TIME EQUIVALENT ("FTE")**

**\*NOTE:** Enter the number of FTE positions in the "blue" cells.

**\*NOTE:** If there are NO budget revisions at the time of quarterly submittal leave the 'REVISED' Column(s) COMPLETELY BLANK. If budget revisions ARE made, the entire "REVISED" budget columns for the affected quarter(s) must be completed on tabs 2, 3

**\*NOTE:** Each quarter, the actual FTE should be entered in the "Actual" column.

ADMINISTRATIVE PERSONNEL FTE		ANNUAL BUDGETED FTE								ACTUAL QUARTERLY FTE		
2018-19		Q1		Q2		Q3		Q4		Q1	Q2	Q3
ACTUAL		Original	Revised	Original	Revised	Original	Revised	Original	Revised	Actual	Actual	Actual
Executive Management												
Instructional Management		1.0		1.0		1.0		1.0				
Deans, Directors & Coordinators		6.0		6.0		6.0		6.0				
CFO / Director of Finance												
Operation / Business Manager		1.0		1.0		1.0		1.0				
Administrative Staff		4.0		4.0		4.0		4.0				
TOTAL ADMINISTRATIVE STAFF		0.0		12.0	0.0	12.0	0.0	12.0	0.0	0.0	0.0	0.0
INSTRUCTIONAL PERSONNEL FTE		ANNUAL BUDGETED FTE								ACTUAL QUARTERLY FTE		
2018-19		Q1		Q2		Q3		Q4		Q1	Q2	Q3
ACTUAL		Original	Revised	Original	Revised	Original	Revised	Original	Revised	Actual	Actual	Actual
Teachers - Regular		31.0		31.0		31.0		31.0				
Teachers - SPED		18.0		18.0		18.0		18.0				
Substitute Teachers		2.0		2.0		2.0		2.0				
Teaching Assistants												
Specialty Teachers		6.0		6.0		6.0		6.0				
Aides		2.0		2.0		2.0		2.0				
Therapists & Counselors		2.0		2.0		2.0		2.0				
Other		3.0		3.0		3.0		3.0				
TOTAL INSTRUCTIONAL		0.0		64.0	0.0	64.0	0.0	64.0	0.0	0.0	0.0	0.0
NON-INSTRUCTIONAL PERSONNEL FTE		ANNUAL BUDGETED FTE								ACTUAL QUARTERLY FTE		
2018-19		Q1		Q2		Q3		Q4		Q1	Q2	Q3
ACTUAL		Original	Revised	Original	Revised	Original	Revised	Original	Revised	Actual	Actual	Actual
Nurse												
Librarian												
Custodian		2.0		2.0		2.0		2.0				
Security		0.0		0.0		0.0		0.0				
Other		2.0		2.0		2.0		2.0				
TOTAL NON-INSTRUCTIONAL		0.0		4.0	0.0	4.0	0.0	4.0	0.0	0.0	0.0	0.0
TOTAL PERSONNEL SERVICE FTE		0.0		80.0	0.0	80.0	0.0	80.0	0.0	0.0	0.0	0.0

RATORY CHARTER SCHOOL  
2019-20

PLAN - FULL TIME EQUIVALENT

**\*NOTE:** Enter the number of FTE positions in the "blue" cells.

Id be input.

**\*NOTE:** State the assumptions that are being made for personnel FTE levels.

ADMINISTRATIVE PERSONNEL FTE		Description of Assumptions
	Q4	
	Actual	
Executive Management		
Instructional Management		
Deans, Directors & Coordinators		
CFO / Director of Finance		
Operation / Business Manager		
Administrative Staff		
TOTAL ADMINISTRATIVE STAFF	0.0	

INSTRUCTIONAL PERSONNEL FTE		Description of Assumptions
	Q4	
	Actual	
Teachers - Regular		
Teachers - SPED		
Substitute Teachers		
Teaching Assistants		
Specialty Teachers		
Aides		
Therapists & Counselors		
Other		
TOTAL INSTRUCTIONAL	0.0	

NON-INSTRUCTIONAL PERSONNEL FTE		Description of Assumptions
	Q4	
	Actual	
Nurse		
Librarian		
Custodian		
Security		
Other		
TOTAL NON-INSTRUCTIONAL	0.0	

TOTAL PERSONNEL SERVICE FTE	0.0	
-----------------------------	-----	--

BOYS PREPARATORY CHARTER SCHOOL OF NEW YORK								
Budget / Operating Plan								
2019-20								
Total Revenue	-	3,776,380	-	-	3,817,214	-	-	3,765,594
Total Expenses	-	3,351,676	-	-	4,145,929	-	-	3,904,535
Net Income	-	424,704	-	-	(328,715)	-	-	(138,941)
Actual Student Enrollment	-	611	-	-	611	-	-	611
	Prior Year Actual 2018-19 Revenue Per Pupil	1st Quarter - 7/1 - 9/30			2nd Quarter - 10/1 - 12/31			3rd Quarter - 1/1 - 3/31
		Original Budget	Revised Budget	Variance	Original Budget	Revised Budget	Variance	Original Budget
<b>CASH FLOW ADJUSTMENTS</b>								
OPERATING ACTIVITIES {enter descriptions below}								
Example - Add Back Depreciation	-	27,000	-	-	27,000	-	-	27,000
Other	-	-	-	-	-	-	-	-
Total Operating Activities	-	27,000	-	-	27,000	-	-	27,000
INVESTMENT ACTIVITIES {enter descriptions below}								
Example - Subtract Property and Equipment Expenditures	-	(71,906)	-	-	(71,906)	-	-	(71,906)
Other	-	-	-	-	-	-	-	-
Total Investment Activities	-	(71,906)	-	-	(71,906)	-	-	(71,906)
FINANCING ACTIVITIES {enter descriptions below}								
Example - Add Expected Proceeds from a Loan or Line of Credit	-	-	-	-	-	-	-	-
Other	-	-	-	-	-	-	-	-
Total Financing Activities	-	-	-	-	-	-	-	-
Total Cash Flow Adjustments	-	(44,906)	-	-	(44,906)	-	-	(44,906)
NET INCOME	-	379,798	-	-	(373,621)	-	-	(183,847)
Beginning Cash Balance	-	-	-	-	379,798	-	-	6,177
ENDING CASH BALANCE	-	379,798	-	-	6,177	-	-	(177,670)

<b>Total Revenue</b>	-	-	<b>3,932,751</b>	-	-
<b>Total Expenses</b>	-	-	<b>4,816,086</b>	-	-
<b>Net Income</b>	-	-	<b>(883,335)</b>	-	-
<b>Actual Student Enrollment</b>	-	-	<b>611</b>	-	-
	<b>Quarter - 1/1 - 3/31</b>		<b>4th Quarter - 4/1 - 6/30</b>		
	<b>Revised Budget</b>	<b>Variance</b>	<b>Original Budget</b>	<b>Revised Budget</b>	<b>Variance</b>
<b>CASH FLOW ADJUSTMENTS</b>					
OPERATING ACTIVITIES <i>{enter descriptions below}</i>					
Example - Add Back Depreciation	-	-	27,000	-	-
Other	-	-	-	-	-
Total Operating Activities	-	-	27,000	-	-
INVESTMENT ACTIVITIES <i>{enter descriptions below}</i>					
Example - Subtract Property and Equipment Expenditures	-	-	(71,906)	-	-
Other	-	-	-	-	-
Total Investment Activities	-	-	(71,906)	-	-
FINANCING ACTIVITIES <i>{enter descriptions below}</i>					
Example - Add Expected Proceeds from a Loan or Line of Credit	-	-	-	-	-
Other	-	-	-	-	-
Total Financing Activities	-	-	-	-	-
<b>Total Cash Flow Adjustments</b>	-	-	<b>(44,906)</b>	-	-
<b>NET INCOME</b>	-	-	<b>(928,241)</b>	-	-
<b>Beginning Cash Balance</b>	-	-	<b>(177,670)</b>	-	-
<b>ENDING CASH BALANCE</b>	-	-	<b>(1,105,910)</b>	-	-

**BOYS PREPARATORY CHARTER SCHOOL OF NEW YORK**  
**Budget / Operating Plan**

**2019-20**

<b>Total Revenue</b>	<b>15,291,940</b>	<b>15,291,940</b>	<b>-</b>	<b>15,291,940</b>	<b>15,291,940</b>
<b>Total Expenses</b>	<b>16,218,226</b>	<b>16,218,226</b>	<b>-</b>	<b>(16,218,226)</b>	<b>(16,218,226)</b>
<b>Net Income</b>	<b>(926,286)</b>	<b>(926,286)</b>	<b>-</b>	<b>(926,286)</b>	<b>(926,286)</b>
<b>Actual Student Enrollment</b>					

Total Year			VARIANCE	
Original Budget	Revised Budget	Variance	Original Budget vs. PY Budget	Revised Budget vs. PY Budget

**DESCRIPTION OF ASSUMPTIONS**

**CASH FLOW ADJUSTMENTS**

OPERATING ACTIVITIES *{enter descriptions below}*

Example - Add Back Depreciation

Other

Total Operating Activities

INVESTMENT ACTIVITIES *{enter descriptions below}*

Example - Subtract Property and Equipment Expenditures

Other

Total Investment Activities

FINANCING ACTIVITIES *{enter descriptions below}*

Example - Add Expected Proceeds from a Loan or Line of Credit

Other

Total Financing Activities

**Total Cash Flow Adjustments**

**NET INCOME**

**Beginning Cash Balance**

**ENDING CASH BALANCE**

108,000	108,000	-	108,000	108,000
-	-	-	-	-
108,000	108,000	-	108,000	108,000
(287,624)	(287,624)	-	(287,624)	(287,624)
-	-	-	-	-
(287,624)	(287,624)	-	(287,624)	(287,624)
-	-	-	-	-
-	-	-	-	-
-	-	-	-	-
(179,624)	(179,624)	-	(179,624)	(179,624)
(1,105,910)	(1,105,910)	-	(1,105,910)	(1,105,910)
-	-	-	-	-
(1,105,910)	(1,105,910)	-	(1,105,910)	(1,105,910)



2019-20

Total Revenue	-	3,776,380	-	-	3,817,214	-	-
Total Expenses	-	3,351,676	-	-	4,145,929	-	-
Net Income	-	424,704	-	-	(328,715)	-	-
Actual Student Enrollment	-	611	-	-	611	-	-

*NOTE: Enrollment, Revenue and Expenditure Data IN the 'Total and Variance Analysis' Section is Based on LAST ACTUAL Quarter Completed	1st Quarter - 7/1 - 9/30			2nd Quarter - 10/1 - 12/31			3rd Quarter
	Actual	Current Budget	Variance	Actual	Current Budget	Variance	Actual

REVENUE		2019-20					
REVENUES FROM STATE SOURCES		Per Pupil Rate					
Per Pupil Revenue		Per Pupil Rate					
NYC CHANCELLOR'S OFFICE	16,150		2,466,913	-	2,466,913	-	
-	-		-	-	-	-	
-	-		-	-	-	-	
-	-		-	-	-	-	
-	-		-	-	-	-	
-	-		-	-	-	-	
-	-		-	-	-	-	
-	-		-	-	-	-	
-	-		-	-	-	-	
-	-		-	-	-	-	
-	-		-	-	-	-	
-	-		-	-	-	-	
-	-		-	-	-	-	
-	-		-	-	-	-	
-	-		-	-	-	-	
-	-		-	-	-	-	
ALL OTHER School Districts: ( Count = 0 )	-		-	-	-	-	
TOTAL Per Pupil Revenue (Weighted Average Per Pupil Funding)	16,150		-	2,466,913	-	2,466,913	-
Special Education Revenue			258,287	-	258,287	-	
Grants							
Stimulus			-	-	-	-	
DYCD (Department of Youth and Community Development)			-	-	-	-	
Other			-	-	-	-	
NYC DoE Rental Assistance			740,074	-	740,074	-	
Other			-	-	-	-	
TOTAL REVENUE FROM STATE SOURCES			-	3,465,273	-	3,465,273	-
REVENUE FROM FEDERAL FUNDING							
IDEA Special Needs			-	-	51,620	-	
Title I			32,707	-	98,121	-	
Title Funding - Other			4,400	-	13,200	-	
School Food Service (Free Lunch)			62,500	-	62,500	-	
Grants							
Charter School Program (CSP) Planning & Implementation			-	-	-	-	
Other			-	-	-	-	

## 2019-20

<b>Total Revenue</b>	-	3,776,380	-	-	3,817,214	-	-
<b>Total Expenses</b>	-	3,351,676	-	-	4,145,929	-	-
<b>Net Income</b>	-	424,704	-	-	(328,715)	-	-
<b>Actual Student Enrollment</b>	-	611	-	-	611	-	-

	1st Quarter - 7/1 - 9/30			2nd Quarter - 10/1 - 12/31			3rd Quarter - 1/1 - 3/31
	Actual	Current Budget	Variance	Actual	Current Budget	Variance	
<b>*NOTE: Enrollment, Revenue and Expenditure Data IN the 'Total and Variance Analysis' Section is Based on LAST ACTUAL Quarter Completed</b>							
Other		-	-		-	-	
TOTAL REVENUE FROM FEDERAL SOURCES	-	99,607	-	-	225,441	-	-
<b>LOCAL and OTHER REVENUE</b>							
Contributions and Donations		101,250	-		1,250	-	
Fundraising		-	-		-	-	
Erate Reimbursement		-	-		-	-	
Earnings on Investments		-	-		-	-	
Interest Income		-	-		-	-	
Food Service (Income from meals)		-	-		-	-	
Text Book		-	-		-	-	
OTHER		110,250	-		125,250	-	
TOTAL REVENUE FROM LOCAL and OTHER SOURCES	-	211,500	-	-	126,500	-	-
<b>TOTAL REVENUE</b>	-	<b>3,776,380</b>	-	-	<b>3,817,214</b>	-	-

**BOYS PREPARATORY CHARTER SCHOOL**

**Budget / Operating Plan**

**2019-20**

<b>Total Revenue</b>	-	3,776,380	-	-	3,817,214	-	-
<b>Total Expenses</b>	-	3,351,676	-	-	4,145,929	-	-
<b>Net Income</b>	-	424,704	-	-	(328,715)	-	-
<b>Actual Student Enrollment</b>	-	611	-	-	611	-	-

	1st Quarter - 7/1 - 9/30			2nd Quarter - 10/1 - 12/31			3rd Quarter
	Actual	Current Budget	Variance	Actual	Current Budget	Variance	Actual

**\*NOTE: Enrollment, Revenue and Expenditure Data IN the 'Total and Variance Analysis' Section is Based on LAST ACTUAL Quarter Completed**

**EXPENSES**

**ADMINISTRATIVE STAFF PERSONNEL COSTS**

	Quarter 0 No. of Positions						
Executive Management	-		-		-	-	
Instructional Management	-		41,538		48,462	-	
Deans, Directors & Coordinators	-		135,157		157,683	-	
CFO / Director of Finance	-		-		-	-	
Operation / Business Manager	-		26,363		30,757	-	
Administrative Staff	-		48,577		56,673	-	
<b>TOTAL ADMINISTRATIVE STAFF</b>	-		251,635		293,574	-	

**INSTRUCTIONAL PERSONNEL COSTS**

Teachers - Regular	-		233,238		544,222	-	
Teachers - SPED	-		156,235		364,548	-	
Substitute Teachers	-		12,115		28,269	-	
Teaching Assistants	-		-		-	-	
Specialty Teachers	-		43,698		101,961	-	
Aides	-		18,114		21,133	-	
Therapists & Counselors	-		20,395		47,588	-	
Other	-		41,062		90,088	-	
<b>TOTAL INSTRUCTIONAL</b>	-		524,858		1,197,810	-	

**NON-INSTRUCTIONAL PERSONNEL COSTS**

Nurse	-		-		-	-	
Librarian	-		-		-	-	
Custodian	-		29,308		34,192	-	
Security	-		-		-	-	
Other	-		18,462		21,538	-	
<b>TOTAL NON-INSTRUCTIONAL</b>	-		47,769		55,731	-	

**SUBTOTAL PERSONNEL SERVICE COSTS**

	-		824,262		1,547,116	-	
--	---	--	---------	--	-----------	---	--

**PAYROLL TAXES AND BENEFITS**

Payroll Taxes		63,056	-		118,354	-	
Fringe / Employee Benefits		145,546	-		229,439	-	
Retirement / Pension		8,422	-		15,809	-	
<b>TOTAL PAYROLL TAXES AND BENEFITS</b>		217,024	-		363,602	-	

**TOTAL PERSONNEL SERVICE COSTS**

	-		1,041,287		1,910,718	-	
--	---	--	-----------	--	-----------	---	--

**BOYS PREPARATORY CHARTER SCHOOL**

**Budget / Operating Plan**

**2019-20**

<b>Total Revenue</b>	-	3,776,380	-	-	3,817,214	-	-
<b>Total Expenses</b>	-	3,351,676	-	-	4,145,929	-	-
<b>Net Income</b>	-	424,704	-	-	(328,715)	-	-
<b>Actual Student Enrollment</b>	-	611	-	-	611	-	-

<b>*NOTE: Enrollment, Revenue and Expenditure Data IN the 'Total and Variance Analysis' Section is Based on LAST ACTUAL Quarter Completed</b>	<b>1st Quarter - 7/1 - 9/30</b>			<b>2nd Quarter - 10/1 - 12/31</b>			<b>3rd Quarter - 1/1 - 3/31</b>
	<b>Actual</b>	<b>Current Budget</b>	<b>Variance</b>	<b>Actual</b>	<b>Current Budget</b>	<b>Variance</b>	<b>Actual</b>
<b>CONTRACTED SERVICES</b>							
Accounting / Audit		-	-		-	-	
Legal		-	-		-	-	
Management Company Fee		399,459	-		399,459	-	
Nurse Services		-	-		-	-	
Food Service / School Lunch		-	-		-	-	
Payroll Services		7,271	-		8,483	-	
Special Ed Services		3,375	-		3,375	-	
Titlement Services (i.e. Title I)		-	-		-	-	
Other Purchased / Professional / Consulting		34,400	-		49,700	-	
<b>TOTAL CONTRACTED SERVICES</b>	-	444,505	-	-	461,017	-	-

## BOYS PREPARATORY CHARTER SCHOOL

## Budget / Operating Plan

2019-20

Total Revenue	-	3,776,380	-	-	3,817,214	-	-
Total Expenses	-	3,351,676	-	-	4,145,929	-	-
Net Income	-	424,704	-	-	(328,715)	-	-
Actual Student Enrollment	-	611	-	-	611	-	-

*NOTE: Enrollment, Revenue and Expenditure Data IN the 'Total and Variance Analysis' Section is Based on LAST ACTUAL Quarter Completed	1st Quarter - 7/1 - 9/30			2nd Quarter - 10/1 - 12/31			3rd Quarter
	Actual	Current Budget	Variance	Actual	Current Budget	Variance	Actual
<b>SCHOOL OPERATIONS</b>							
Board Expenses	-	-	-	-	-	-	-
Classroom / Teaching Supplies & Materials	17,394	-	-	17,394	-	-	-
Special Ed Supplies & Materials	125	-	-	125	-	-	-
Textbooks / Workbooks	20,573	-	-	20,573	-	-	-
Supplies & Materials other	-	-	-	-	-	-	-
Equipment / Furniture	35,039	-	-	35,039	-	-	-
Telephone	-	-	-	-	-	-	-
Technology	21,031	-	-	21,031	-	-	-
Student Testing & Assessment	1,993	-	-	5,979	-	-	-
Field Trips	900	-	-	2,700	-	-	-
Transportation (student)	-	-	-	-	-	-	-
Student Services - other	377,563	-	-	135,788	-	-	-
Office Expense	11,050	-	-	11,050	-	-	-
Staff Development	36,912	-	-	36,912	-	-	-
Staff Recruitment	6,925	-	-	6,925	-	-	-
Student Recruitment / Marketing	-	-	-	-	-	-	-
School Meals / Lunch	72,150	-	-	216,450	-	-	-
Travel (Staff)	750	-	-	750	-	-	-
Fundraising	-	-	-	-	-	-	-
Other	10,838	-	-	10,838	-	-	-
<b>TOTAL SCHOOL OPERATIONS</b>	-	613,241	-	-	521,552	-	-
<b>FACILITY OPERATION &amp; MAINTENANCE</b>							
Insurance	16,547	-	-	16,547	-	-	-
Janitorial	-	-	-	-	-	-	-
Building and Land Rent / Lease / Facility Finance Interest	914,490	-	-	914,490	-	-	-
Repairs & Maintenance	750	-	-	750	-	-	-
Equipment / Furniture	-	-	-	-	-	-	-
Security	-	-	-	-	-	-	-
Utilities	-	-	-	-	-	-	-
<b>TOTAL FACILITY OPERATION &amp; MAINTENANCE</b>	-	931,787	-	-	931,787	-	-
<b>DEPRECIATION &amp; AMORTIZATION</b>	27,000	-	-	27,000	-	-	-
<b>RESERVES / CONTINGENCY</b>	-	-	-	-	-	-	-
<b>DEFERRED RENT</b>	293,856	-	-	293,856	-	-	-

BOYS PREPARATORY CHARTER SCHOOL

Budget / Operating Plan

2019-20

Total Revenue	-	3,776,380	-	-	3,817,214	-	-
Total Expenses	-	3,351,676	-	-	4,145,929	-	-
Net Income	-	424,704	-	-	(328,715)	-	-
Actual Student Enrollment	-	611	-	-	611	-	-

*NOTE: Enrollment, Revenue and Expenditure Data IN the 'Total and Variance Analysis' Section is Based on LAST ACTUAL Quarter Completed	1st Quarter - 7/1 - 9/30			2nd Quarter - 10/1 - 12/31			3rd Quarter
	Actual	Current Budget	Variance	Actual	Current Budget	Variance	Actual
TOTAL EXPENSES	-	3,351,676	-	-	4,145,929	-	-
NET INCOME	-	424,704	-	-	(328,715)	-	-

BOYS PREPARATORY CHARTER SCHOOL Budget / Operating Plan 2019-20									
2019-20									
Total Revenue	-	3,776,380	-	-	3,817,214	-	-	-	-
Total Expenses	-	3,351,676	-	-	4,145,929	-	-	-	-
Net Income	-	424,704	-	-	(328,715)	-	-	-	3rd C
Actual Student Enrollment	-	611	-	-	611	-	-	-	3rd C
*NOTE: Enrollment, Revenue and Expenditure Data IN the 'Total and Variance Analysis' Section is Based on LAST ACTUAL Quarter Completed				1st Quarter - 7/1 - 9/30			2nd Quarter - 10/1 - 12/31		
				Actual	Current Budget	Variance	Actual	Current Budget	Variance
ENROLLMENT - *School Districts Are Linked To Above Entries*									
NYC CHANCELLOR'S OFFICE				-	611	-	-	611	-
-				-	-	-	-	-	-
-				-	-	-	-	-	-
-				-	-	-	-	-	-
-				-	-	-	-	-	-
-				-	-	-	-	-	-
-				-	-	-	-	-	-
-				-	-	-	-	-	-
-				-	-	-	-	-	-
-				-	-	-	-	-	-
-				-	-	-	-	-	-
-				-	-	-	-	-	-
-				-	-	-	-	-	-
-				-	-	-	-	-	-
-				-	-	-	-	-	-
-				-	-	-	-	-	-
ALL OTHER School Districts: ( Count = 0 )				-	-	-	-	-	-
TOTAL ENROLLMENT				-	611	-	-	611	-
REVENUE PER PUPIL				-	6,181	-	-	6,247	-
EXPENSES PER PUPIL				-	5,486	-	-	6,785	-

# OL OF NEW YORK

n

Total Revenue	3,765,594	-	-	3,932,751	-
Total Expenses	3,904,535	-	-	4,816,086	-
Net Income	(138,941)	-	-	(883,335)	-
Actual Student Enrollment	611	-	-	611	-

*NOTE: Enrollment, Revenue and Expenditure Data IN the 'Total and Variance Analysis' Section is Based on LAST ACTUAL Quarter Completed	Quarter - 1/1 - 3/31		4th Quarter - 4/1 - 6/30		
	Current Budget	Variance	Actual	Current Budget	Variance

## REVENUE

### REVENUES FROM STATE SOURCES

Per Pupil Revenue

2019-20  
Per Pupil Rate

NYC CHANCELLOR'S OFFICE

16,150

-

-

-

-

-

-

-

-

-

-

-

-

-

-

-

-

-

-

-

-

-

-

-

-

-

-

-

-

-

-

-

-

-

-

-

ALL OTHER School Districts: ( Count = 0 )

TOTAL Per Pupil Revenue (Weighted Average Per Pupil Funding)

16,150

Special Education Revenue

Grants

Stimulus

DYCD (Department of Youth and Community Development)

Other

NYC DoE Rental Assistance

Other

TOTAL REVENUE FROM STATE SOURCES

### REVENUE FROM FEDERAL FUNDING

IDEA Special Needs

Title I

Title Funding - Other

School Food Service (Free Lunch)

Grants

Charter School Program (CSP) Planning & Implementation

Other

2,466,913	-		2,466,913	-
-	-		-	-
-	-		-	-
-	-		-	-
-	-		-	-
-	-		-	-
-	-		-	-
-	-		-	-
-	-		-	-
-	-		-	-
-	-		-	-
-	-		-	-
-	-		-	-
-	-		-	-
-	-		-	-
-	-		-	-
-	-		-	-
-	-		-	-
-	-		-	-
-	-		-	-
2,466,913	-	-	2,466,913	-
258,287	-		258,287	-
-	-		-	-
-	-		-	-
-	-		-	-
740,074	-		740,074	-
-	-		117,923	-
3,465,273	-	-	3,583,196	-
-	-		-	-
98,121	-		98,121	-
13,200	-		13,200	-
62,500	-		62,500	-
-	-		-	-
-	-		-	-

**COLLEGE OF NEW YORK  
FINANCIAL STATEMENTS**

<b>Total Revenue</b>	<b>3,765,594</b>	-	-	<b>3,932,751</b>	-
<b>Total Expenses</b>	<b>3,904,535</b>	-	-	<b>4,816,086</b>	-
<b>Net Income</b>	<b>(138,941)</b>	-	-	<b>(883,335)</b>	-
<b>Actual Student Enrollment</b>	<b>611</b>	-	-	<b>611</b>	-
		<b>Quarter - 1/1 - 3/31</b>		<b>4th Quarter - 4/1 - 6/30</b>	
<b>*NOTE: Enrollment, Revenue and Expenditure Data IN the 'Total and Variance Analysis' Section is Based on LAST ACTUAL Quarter Completed</b>		<b>Current Budget</b>	<b>Variance</b>	<b>Actual</b>	<b>Current Budget</b>
					<b>Variance</b>
Other		-	-		-
TOTAL REVENUE FROM FEDERAL SOURCES		173,821	-	-	173,821
<b>LOCAL and OTHER REVENUE</b>					
Contributions and Donations		1,250	-		1,250
Fundraising		-	-		-
Erate Reimbursement		-	-		-
Earnings on Investments		-	-		-
Interest Income		-	-		-
Food Service (Income from meals)		-	-		-
Text Book		-	-		49,234
OTHER		125,250	-		125,250
TOTAL REVENUE FROM LOCAL and OTHER SOURCES		126,500	-	-	175,734
<b>TOTAL REVENUE</b>		<b>3,765,594</b>	-	-	<b>3,932,751</b>

# OL OF NEW YORK

n

Total Revenue	3,765,594	-	-	3,932,751	-
Total Expenses	3,904,535	-	-	4,816,086	-
Net Income	(138,941)	-	-	(883,335)	-
Actual Student Enrollment	611	-	-	611	-

*NOTE: Enrollment, Revenue and Expenditure Data IN the 'Total and Variance Analysis' Section is Based on LAST ACTUAL Quarter Completed	Quarter - 1/1 - 3/31		4th Quarter - 4/1 - 6/30		
	Current Budget	Variance	Actual	Current Budget	Variance

## EXPENSES

### ADMINISTRATIVE STAFF PERSONNEL COSTS

Executive Management  
Instructional Management  
Deans, Directors & Coordinators  
CFO / Director of Finance  
Operation / Business Manager  
Administrative Staff

TOTAL ADMINISTRATIVE STAFF

### INSTRUCTIONAL PERSONNEL COSTS

Teachers - Regular  
Teachers - SPED  
Substitute Teachers  
Teaching Assistants  
Specialty Teachers  
Aides  
Therapists & Counselors  
Other

TOTAL INSTRUCTIONAL

### NON-INSTRUCTIONAL PERSONNEL COSTS

Nurse  
Librarian  
Custodian  
Security  
Other

TOTAL NON-INSTRUCTIONAL

### SUBTOTAL PERSONNEL SERVICE COSTS

### PAYROLL TAXES AND BENEFITS

Payroll Taxes  
Fringe / Employee Benefits  
Retirement / Pension

TOTAL PAYROLL TAXES AND BENEFITS

### TOTAL PERSONNEL SERVICE COSTS

Quarter 0  
No. of Positions

-	-	-	-	-	-
-	41,538	-	-	48,462	-
-	135,157	-	-	157,683	-
-	-	-	-	-	-
-	26,363	-	-	30,757	-
-	48,577	-	-	56,673	-
-	251,635	-	-	293,574	-
-	466,476	-	-	777,460	-
-	312,470	-	-	520,783	-
-	24,231	-	-	40,385	-
-	-	-	-	-	-
-	87,396	-	-	145,659	-
-	18,114	-	-	21,133	-
-	40,790	-	-	67,983	-
-	77,218	-	-	109,472	-
-	1,026,695	-	-	1,682,876	-
-	-	-	-	-	-
-	-	-	-	-	-
-	29,308	-	-	34,192	-
-	-	-	-	-	-
-	18,462	-	-	21,538	-
-	47,769	-	-	55,731	-
-	1,326,099	-	-	2,032,181	-
-	101,447	-	-	155,462	-
-	229,439	-	-	313,332	-
-	13,550	-	-	20,765	-
-	344,436	-	-	489,559	-
-	1,670,535	-	-	2,521,740	-

OL OF NEW YORK n					
Total Revenue	3,765,594	-	-	3,932,751	-
Total Expenses	3,904,535	-	-	4,816,086	-
Net Income	(138,941)	-	-	(883,335)	-
Actual Student Enrollment	611	-	-	611	-
		Quarter - 1/1 - 3/31		4th Quarter - 4/1 - 6/30	
*NOTE: Enrollment, Revenue and Expenditure Data IN the 'Total and Variance Analysis' Section is Based on LAST ACTUAL Quarter Completed		OL OF NEW YORK n			
		Current Budget	Variance	Actual	Current Budget      Variance
<b>CONTRACTED SERVICES</b>					
Accounting / Audit	-	-		9,900	-
Legal	-	-		-	-
Management Company Fee	399,459	-		399,459	-
Nurse Services	-	-		-	-
Food Service / School Lunch	-	-		-	-
Payroll Services	7,271	-		8,483	-
Special Ed Services	3,375	-		3,375	-
Titlement Services (i.e. Title I)	-	-		-	-
Other Purchased / Professional / Consulting	49,700	-		49,700	-
<b>TOTAL CONTRACTED SERVICES</b>	459,805	-	-	470,917	-

# OL OF NEW YORK

n

Total Revenue	3,765,594	-	-	3,932,751	-
Total Expenses	3,904,535	-	-	4,816,086	-
Net Income	(138,941)	-	-	(883,335)	-
Actual Student Enrollment	611	-	-	611	-

*NOTE: Enrollment, Revenue and Expenditure Data IN the 'Total and Variance Analysis' Section is Based on LAST ACTUAL Quarter Completed	Quarter - 1/1 - 3/31		4th Quarter - 4/1 - 6/30		
	Current Budget	Variance	Actual	Current Budget	Variance
<b>SCHOOL OPERATIONS</b>					
Board Expenses	-	-		-	-
Classroom / Teaching Supplies & Materials	17,394	-		17,394	-
Special Ed Supplies & Materials	125	-		125	-
Textbooks / Workbooks	20,573	-		69,807	-
Supplies & Materials other	-	-		-	-
Equipment / Furniture	35,039	-		35,039	-
Telephone	-	-		-	-
Technology	21,031	-		21,031	-
Student Testing & Assessment	5,979	-		5,979	-
Field Trips	2,700	-		2,700	-
Transportation (student)	-	-		-	-
Student Services - other	135,788	-		135,788	-
Office Expense	11,050	-		11,050	-
Staff Development	36,912	-		36,912	-
Staff Recruitment	6,925	-		6,925	-
Student Recruitment / Marketing	-	-		-	-
School Meals / Lunch	216,450	-		216,450	-
Travel (Staff)	750	-		750	-
Fundraising	-	-		-	-
Other	10,838	-		10,838	-
<b>TOTAL SCHOOL OPERATIONS</b>	<b>521,552</b>	<b>-</b>	<b>-</b>	<b>570,786</b>	<b>-</b>
<b>FACILITY OPERATION &amp; MAINTENANCE</b>					
Insurance	16,547	-		16,547	-
Janitorial	-	-		-	-
Building and Land Rent / Lease / Facility Finance Interest	914,490	-		914,490	-
Repairs & Maintenance	750	-		750	-
Equipment / Furniture	-	-		-	-
Security	-	-		-	-
Utilities	-	-		-	-
<b>TOTAL FACILITY OPERATION &amp; MAINTENANCE</b>	<b>931,787</b>	<b>-</b>	<b>-</b>	<b>931,787</b>	<b>-</b>
<b>DEPRECIATION &amp; AMORTIZATION</b>	<b>27,000</b>	<b>-</b>		<b>27,000</b>	<b>-</b>
<b>RESERVES / CONTINGENCY</b>	<b>-</b>	<b>-</b>		<b>-</b>	<b>-</b>
<b>DEFERRED RENT</b>	<b>293,856</b>	<b>-</b>		<b>293,856</b>	<b>-</b>

COLLEGE OF NEW YORK					
n					
COLLEGE OF NEW YORK					
Total Revenue	3,765,594	-	-	3,932,751	-
Total Expenses	3,904,535	-	-	4,816,086	-
Net Income	(138,941)	-	-	(883,335)	-
Actual Student Enrollment	611	-	-	611	-
*NOTE: Enrollment, Revenue and Expenditure Data IN the 'Total and Variance Analysis' Section is Based on LAST ACTUAL Quarter Completed		Quarter - 1/1 - 3/31		4th Quarter - 4/1 - 6/30	
		Quarter - 1/1 - 3/31			
		Budget	Variance	Actual	Current Budget Variance
TOTAL EXPENSES		3,904,535	-	-	4,816,086 -
NET INCOME		(138,941)	-	-	(883,335) -

CITY OF NEW YORK					
n					
Total Revenue	3,765,594	-	-	3,932,751	-
Total Expenses	3,904,535	-	-	4,816,086	-
Net Income	(138,941)	-	-	(883,335)	-
Actual Student Enrollment	Quarter - 1/1 - 3/31 611	-	-	611	-
*NOTE: Enrollment, Revenue and Expenditure Data IN the 'Total and Variance Analysis' Section is Based on LAST ACTUAL Quarter Completed		Quarter - 1/1 - 3/31		4th Quarter - 4/1 - 6/30	
		Current Budget	Variance	Actual	Current Budget      Variance
<b>ENROLLMENT - *School Districts Are Linked To Above Entries*</b>					
NYC CHANCELLOR'S OFFICE	611	-	-	611	-
-	-	-	-	-	-
-	-	-	-	-	-
-	-	-	-	-	-
-	-	-	-	-	-
-	-	-	-	-	-
-	-	-	-	-	-
-	-	-	-	-	-
-	-	-	-	-	-
-	-	-	-	-	-
-	-	-	-	-	-
-	-	-	-	-	-
-	-	-	-	-	-
-	-	-	-	-	-
-	-	-	-	-	-
-	-	-	-	-	-
-	-	-	-	-	-
ALL OTHER School Districts: ( Count = 0 )	-	-	-	-	-
<b>TOTAL ENROLLMENT</b>	<b>611</b>	<b>-</b>	<b>-</b>	<b>611</b>	<b>-</b>
<b>REVENUE PER PUPIL</b>	<b>6,163</b>	<b>-</b>	<b>-</b>	<b>6,437</b>	<b>-</b>
<b>EXPENSES PER PUPIL</b>	<b>6,390</b>	<b>-</b>	<b>-</b>	<b>7,882</b>	<b>-</b>



				BOYS PREPARATORY CHARTER SCHOOL OF NEW YORK							
				Budget / Operating Plan							
				2019-20							
Total Revenue	-	-	-	15,291,940	(15,291,940)	-	-	15,291,940			
Total Expenses	-	-	-	16,218,226	16,218,226	-	-	16,218,226			
Net Income	-	-	-	(926,286)	926,286	-	-	(926,286)			
Actual Student Enrollment	-	-	-			-	-				
				TOTALS AND VARIANCE ANALYSIS							
*NOTE: Enrollment, Revenue and Expenditure Data IN the 'Total and Variance Analysis' Section is Based on LAST ACTUAL Quarter Completed				Actual	Current Budget (Current Quarter)	Actual vs. Current Budget	Current Budget - TY	Actual vs. Current Budget TY	Original Budget (Current Quarter)	Actual vs. Original Budget	Original Budget - TY
				-	-	-	-	-	-	-	-
Other				-	-	-	-	-	-	-	
TOTAL REVENUE FROM FEDERAL SOURCES				-	-	-	672,689	(672,689)	-	-	672,689
LOCAL and OTHER REVENUE											
Contributions and Donations				-	-	-	105,000	(105,000)	-	-	105,000
Fundraising				-	-	-	-	-	-	-	-
Erate Reimbursement				-	-	-	-	-	-	-	-
Earnings on Investments				-	-	-	-	-	-	-	-
Interest Income				-	-	-	-	-	-	-	-
Food Service (Income from meals)				-	-	-	-	-	-	-	-
Text Book				-	-	-	49,234	(49,234)	-	-	49,234
OTHER				-	-	-	486,000	(486,000)	-	-	486,000
TOTAL REVENUE FROM LOCAL and OTHER SOURCES				-	-	-	640,234	(640,234)	-	-	640,234
TOTAL REVENUE				-	-	-	15,291,940	(15,291,940)	-	-	15,291,940

## 2019-20

<b>Total Revenue</b>	-	-	-	<b>15,291,940</b>	<b>(15,291,940)</b>	-	-	<b>15,291,940</b>
<b>Total Expenses</b>	-	-	-	<b>16,218,226</b>	<b>16,218,226</b>	-	-	<b>16,218,226</b>
<b>Net Income</b>	-	-	-	<b>(926,286)</b>	<b>926,286</b>	-	-	<b>(926,286)</b>
<b>Actual Student Enrollment</b>	-	-	-			-	-	

### TOTALS AND VARIANCE ANALYSIS

	Current Budget (Current Quarter)	Actual vs. Current Budget	Current Budget - TY	Actual vs. Current Budget TY	Original Budget (Current Quarter)	Actual vs. Original Budget	Original Budget -
--	---	------------------------------------	------------------------	---------------------------------------	--	-------------------------------------	----------------------

Quarter 0  
No. of Positions

[illegible]

-	-	-	-	-	-	-	-
-	-	-	180,000	180,000	-	-	180,000
-	-	-	585,679	585,679	-	-	585,679
-	-	-	-	-	-	-	-
-	-	-	114,240	114,240	-	-	114,240
-	-	-	<u>210,500</u>	<u>210,500</u>	-	-	<u>210,500</u>
-	-	-	1,090,419	1,090,419	-	-	1,090,419

[illegible]

-	-	-	2,021,397	2,021,397	-	-	2,021,3
-	-	-	1,354,036	1,354,036	-	-	1,354,0
-	-	-	105,000	105,000	-	-	105,0
-	-	-	-	-	-	-	-
-	-	-	378,714	378,714	-	-	378,7
-	-	-	78,495	78,495	-	-	78,4
-	-	-	176,756	176,756	-	-	176,7
-	-	-	<u>317,840</u>	<u>317,840</u>	-	-	<u>317,8</u>
-	-	-	4,432,239	4,432,239	-	-	4,432,2

	-
	-
	-
	-
	-
	-

-	-	-	-	-	-	-	-	-
-	-	-	-	-	-	-	-	-
-	-	-	127,000	127,000	-	-	-	127,000
-	-	-	-	-	-	-	-	-
-	-	-	80,000	80,000	-	-	-	80,000
-	-	-	207,000	207,000	-	-	-	207,000

—

-	-	-	5,729,658	5,729,658	-	-	5,729,6
---	---	---	-----------	-----------	---	---	---------

-	-	-	438,319	438,319	-	-	438,319
-	-	-	917,756	917,756	-	-	917,756
-	-	-	<u>58,547</u>	<u>58,547</u>	-	-	<u>58,547</u>
-	-	-	1,414,622	1,414,622	-	-	1,414,622

8

-	-	-	7,144,280	7,144,280	-	-	7,144,2
---	---	---	-----------	-----------	---	---	---------

				BOYS PREPARATORY CHARTER SCHOOL OF NEW YORK				
				Budget / Operating Plan				
				2019-20				
Total Revenue	-	-	-	15,291,940	(15,291,940)	-	-	15,291,940
Total Expenses	-	-	-	16,218,226	16,218,226	-	-	16,218,226
Net Income	-	-	-	(926,286)	926,286	-	-	(926,286)
Actual Student Enrollment	-	-	-			-	-	
*NOTE: Enrollment, Revenue and Expenditure Data IN the 'Total and Variance Analysis' Section is Based on LAST ACTUAL Quarter Completed	TOTALS AND VARIANCE ANALYSIS							
	Actual	Current Budget (Current Quarter)	Actual vs. Current Budget	Current Budget - TY	Actual vs. Current Budget TY	Original Budget (Current Quarter)	Actual vs. Original Budget	Original Budget - TY
CONTRACTED SERVICES								
Accounting / Audit	-	-	-	9,900	9,900	-	-	9,900
Legal	-	-	-	-	-	-	-	-
Management Company Fee	-	-	-	1,597,836	1,597,836	-	-	1,597,836
Nurse Services	-	-	-	-	-	-	-	-
Food Service / School Lunch	-	-	-	-	-	-	-	-
Payroll Services	-	-	-	31,509	31,509	-	-	31,509
Special Ed Services	-	-	-	13,500	13,500	-	-	13,500
Titlement Services (i.e. Title I)	-	-	-	-	-	-	-	-
Other Purchased / Professional / Consulting	-	-	-	183,500	183,500	-	-	183,500
TOTAL CONTRACTED SERVICES	-	-	-	1,836,245	1,836,245	-	-	1,836,245

				BOYS PREPARATORY CHARTER SCHOOL OF NEW YORK				
				Budget / Operating Plan				
				2019-20				
Total Revenue	-	-	-	15,291,940	(15,291,940)	-	-	15,291,940
Total Expenses	-	-	-	16,218,226	16,218,226	-	-	16,218,226
Net Income	-	-	-	(926,286)	926,286	-	-	(926,286)
Actual Student Enrollment	-	-	-			-	-	
				TOTALS AND VARIANCE ANALYSIS				
*NOTE: Enrollment, Revenue and Expenditure Data IN the 'Total and Variance Analysis' Section is Based on LAST ACTUAL Quarter Completed				Current Budget (Current Quarter)	Actual vs. Current Budget	Current Budget - TY	Actual vs. Current Budget TY	Original Budget (Current Quarter)
				Actual	Actual vs. Current Budget	Actual	Actual vs. Current Budget TY	Original Budget
<b>SCHOOL OPERATIONS</b>				-	-	-	-	-
Board Expenses	-	-	-	69,574	69,574	-	-	69,574
Classroom / Teaching Supplies & Materials	-	-	-	500	500	-	-	500
Special Ed Supplies & Materials	-	-	-	131,525	131,525	-	-	131,525
Textbooks / Workbooks	-	-	-	-	-	-	-	-
Supplies & Materials other	-	-	-	140,157	140,157	-	-	140,157
Equipment / Furniture	-	-	-	-	-	-	-	-
Telephone	-	-	-	84,124	84,124	-	-	84,124
Technology	-	-	-	19,929	19,929	-	-	19,929
Student Testing & Assessment	-	-	-	9,000	9,000	-	-	9,000
Field Trips	-	-	-	-	-	-	-	-
Transportation (student)	-	-	-	784,925	784,925	-	-	784,925
Student Services - other	-	-	-	44,200	44,200	-	-	44,200
Office Expense	-	-	-	147,647	147,647	-	-	147,647
Staff Development	-	-	-	27,700	27,700	-	-	27,700
Staff Recruitment	-	-	-	-	-	-	-	-
Student Recruitment / Marketing	-	-	-	721,500	721,500	-	-	721,500
School Meals / Lunch	-	-	-	3,000	3,000	-	-	3,000
Travel (Staff)	-	-	-	-	-	-	-	-
Fundraising	-	-	-	43,350	43,350	-	-	43,350
Other	-	-	-	-	-	-	-	-
TOTAL SCHOOL OPERATIONS	-	-	-	2,227,130	2,227,130	-	-	2,227,130
<b>FACILITY OPERATION &amp; MAINTENANCE</b>				-	-	-	-	-
Insurance	-	-	-	66,188	66,188	-	-	66,188
Janitorial	-	-	-	-	-	-	-	-
Building and Land Rent / Lease / Facility Finance Interest	-	-	-	3,657,960	3,657,960	-	-	3,657,960
Repairs & Maintenance	-	-	-	3,000	3,000	-	-	3,000
Equipment / Furniture	-	-	-	-	-	-	-	-
Security	-	-	-	-	-	-	-	-
Utilities	-	-	-	-	-	-	-	-
TOTAL FACILITY OPERATION & MAINTENANCE	-	-	-	3,727,148	3,727,148	-	-	3,727,148
<b>DEPRECIATION &amp; AMORTIZATION</b>				-	-	-	-	-
<b>RESERVES / CONTINGENCY</b>				-	-	-	-	-
<b>DEFERRED RENT</b>				-	-	-	-	-

				BOYS PREPARATORY CHARTER SCHOOL OF NEW YORK						
				Budget / Operating Plan						
				2019-20						
Total Revenue	-	-	-	15,291,940	(15,291,940)	-	-	15,291,940		
Total Expenses	-	-	-	16,218,226	16,218,226	-	-	16,218,226		
Net Income	-	-	-	(926,286)	926,286	-	-	(926,286)		
Actual Student Enrollment	-	-	-			-	-			
				TOTALS AND VARIANCE ANALYSIS						
*NOTE: Enrollment, Revenue and Expenditure Data IN the 'Total and Variance Analysis' Section is Based on LAST ACTUAL Quarter Completed				Current Budget (Current Quarter)	Actual vs. Current Budget	Current Budget - TY	Actual vs. Current Budget TY	Original Budget (Current Quarter)	Actual vs. Original Budget	Original Budget - TY
				Actual						
TOTAL EXPENSES	-	-	-	16,218,226	16,218,226	-	-	16,218,226		
NET INCOME	-	-	-	(926,286)	926,286	-	-	(926,286)		

				BOYS PREPARATORY CHARTER SCHOOL OF NEW YORK CITY 2019-20 Budget / Operating Plan							
				2019-20							
Total Revenue	-	-	-	15,291,940	(15,291,940)	-	-	-	-	15,291,940	(15,291,940)
Total Expenses	-	-	-	16,218,226	16,218,226	-	-	-	-	16,218,226	16,218,226
Net Income	-	-	-	(926,286)	926,286	-	-	-	-	(926,286)	926,286
Actual Student Enrollment	-	-	-	-	-	-	-	-	-	-	-
				TOTALS AND VARIANCE ANALYSIS							
*NOTE: Enrollment, Revenue and Expenditure Data IN the 'Total and Variance Analysis' Section is Based on LAST ACTUAL Quarter Completed				TOTALS AND VARIANCE ANALYSIS							
				Actual	Current Budget (Current Quarter)	Actual vs. Current Budget	Current Budget - TY	Actual vs. Current Budget TY	Original Budget (Current Quarter)	Actual vs. Original Budget	Original Budget - TY
ENROLLMENT - *School Districts Are Linked To Above Entries*				* Enrollment Data Based on Last Actual Quarter Completed							
NYC CHANCELLOR'S OFFICE				-	-	-	-	-	-	-	-
-				-	-	-	-	-	-	-	-
-				-	-	-	-	-	-	-	-
-				-	-	-	-	-	-	-	-
-				-	-	-	-	-	-	-	-
-				-	-	-	-	-	-	-	-
-				-	-	-	-	-	-	-	-
-				-	-	-	-	-	-	-	-
-				-	-	-	-	-	-	-	-
-				-	-	-	-	-	-	-	-
-				-	-	-	-	-	-	-	-
-				-	-	-	-	-	-	-	-
-				-	-	-	-	-	-	-	-
-				-	-	-	-	-	-	-	-
-				-	-	-	-	-	-	-	-
-				-	-	-	-	-	-	-	-
ALL OTHER School Districts: ( Count = 0 )				-	-	-	-	-	-	-	-
TOTAL ENROLLMENT				-	-	-	-	-	-	-	-
REVENUE PER PUPIL				-	-	-	-	-	-	-	-
EXPENSES PER PUPIL				-	-	-	-	-	-	-	-

Total Revenue	(15,291,940)	-	-
Total Expenses	16,218,226	-	-
Net Income	926,286	-	-
Actual Student Enrollment		-	-
*NOTE: Enrollment, Revenue and Expenditure Data IN the 'Total and Variance Analysis' Section is Based on LAST ACTUAL Quarter Completed		Actual vs. Original Budget TY	PY Actual (PY TY / No. of COMPLETED Actual CY vs. Actual PY
<b>REVENUE</b>			
<b>REVENUES FROM STATE SOURCES</b>			
Per Pupil Revenue	2019-20 Per Pupil Rate		
NYC CHANCELLOR'S OFFICE	16,150	(9,867,650)	-
-	-	-	-
-	-	-	-
-	-	-	-
-	-	-	-
-	-	-	-
-	-	-	-
-	-	-	-
-	-	-	-
-	-	-	-
-	-	-	-
-	-	-	-
-	-	-	-
-	-	-	-
-	-	-	-
ALL OTHER School Districts: ( Count = 0 )	-	-	-
TOTAL Per Pupil Revenue (Weighted Average Per Pupil Funding)	16,150	(9,867,650)	-
Special Education Revenue		(1,033,148)	-
Grants			
Stimulus		-	-
DYCD (Department of Youth and Community Development)		-	-
Other		-	-
NYC DoE Rental Assistance		(2,960,295)	-
Other		(117,923)	-
TOTAL REVENUE FROM STATE SOURCES		(13,979,016)	-
<b>REVENUE FROM FEDERAL FUNDING</b>			
IDEA Special Needs		(51,620)	-
Title I		(327,069)	-
Title Funding - Other		(44,000)	-
School Food Service (Free Lunch)		(250,000)	-
Grants			
Charter School Program (CSP) Planning & Implementation		-	-
Other		-	-

WORK			
Total Revenue	(15,291,940)	-	-
Total Expenses	16,218,226	-	-
Net Income	926,286	-	-
Actual Student Enrollment		-	-
<p><b>*NOTE: Enrollment, Revenue and Expenditure Data IN the 'Total and Variance Analysis' Section is Based on LAST ACTUAL Quarter Completed</b></p>			
	<b>Actual vs. Original Budget TY</b>	<b>PY Actual (PY TY / No. of COMPLETED Actual CY</b>	<b>Actual CY vs. Actual PY</b>
Other	-	-	-
TOTAL REVENUE FROM FEDERAL SOURCES	(672,689)	-	-
<b>LOCAL and OTHER REVENUE</b>			
Contributions and Donations	(105,000)	-	-
Fundraising	-	-	-
Erate Reimbursement	-	-	-
Earnings on Investments	-	-	-
Interest Income	-	-	-
Food Service (Income from meals)	-	-	-
Text Book	(49,234)	-	-
OTHER	(486,000)	-	-
TOTAL REVENUE FROM LOCAL and OTHER SOURCES	(640,234)	-	-
<b>TOTAL REVENUE</b>	<b>(15,291,940)</b>	<b>-</b>	<b>-</b>

'ORK				
Total Revenue	(15,291,940)	-	-	
Total Expenses	16,218,226	-	-	
Net Income	926,286	-	-	
Actual Student Enrollment		-	-	
*NOTE: Enrollment, Revenue and Expenditure Data IN the 'Total and Variance Analysis' Section is Based on LAST ACTUAL Quarter Completed		Actual vs. Original Budget TY	PY Actual (PY TY / No. of COMPLETED Actual CY	Actual CY vs. Actual PY
<b>EXPENSES</b>				
		Quarter 0		
<b>ADMINISTRATIVE STAFF PERSONNEL COSTS</b>		No. of Positions		
Executive Management	-	-	-	-
Instructional Management	-	180,000	-	-
Deans, Directors & Coordinators	-	585,679	-	-
CFO / Director of Finance	-	-	-	-
Operation / Business Manager	-	114,240	-	-
Administrative Staff	-	210,500	-	-
TOTAL ADMINISTRATIVE STAFF	-	1,090,419	-	-
<b>INSTRUCTIONAL PERSONNEL COSTS</b>				
Teachers - Regular	-	2,021,397	-	-
Teachers - SPED	-	1,354,036	-	-
Substitute Teachers	-	105,000	-	-
Teaching Assistants	-	-	-	-
Specialty Teachers	-	378,714	-	-
Aides	-	78,495	-	-
Therapists & Counselors	-	176,756	-	-
Other	-	317,840	-	-
TOTAL INSTRUCTIONAL	-	4,432,239	-	-
<b>NON-INSTRUCTIONAL PERSONNEL COSTS</b>				
Nurse	-	-	-	-
Librarian	-	-	-	-
Custodian	-	127,000	-	-
Security	-	-	-	-
Other	-	80,000	-	-
TOTAL NON-INSTRUCTIONAL	-	207,000	-	-
<b>SUBTOTAL PERSONNEL SERVICE COSTS</b>		-	5,729,658	-
<b>PAYROLL TAXES AND BENEFITS</b>				
Payroll Taxes		438,319	-	-
Fringe / Employee Benefits		917,756	-	-
Retirement / Pension		58,547	-	-
TOTAL PAYROLL TAXES AND BENEFITS		1,414,622	-	-
<b>TOTAL PERSONNEL SERVICE COSTS</b>		-	7,144,280	-

'ORK				
Total Revenue		(15,291,940)	-	
Total Expenses		16,218,226	-	-
Net Income		926,286	-	-
Actual Student Enrollment			-	
<b>*NOTE: Enrollment, Revenue and Expenditure Data IN the 'Total and Variance Analysis' Section is Based on LAST ACTUAL Quarter Completed</b>		Actual 'ORKs. Original Budget TY	PY Actual (PY TY / No. of COMPLETED Actual CY	Actual CY vs. Actual PY
<b>CONTRACTED SERVICES</b>				
Accounting / Audit		9,900	-	-
Legal		-	-	-
Management Company Fee		1,597,836	-	-
Nurse Services		-	-	-
Food Service / School Lunch		-	-	-
Payroll Services		31,509	-	-
Special Ed Services		13,500	-	-
Titlement Services (i.e. Title I)		-	-	-
Other Purchased / Professional / Consulting		183,500	-	-
<b>TOTAL CONTRACTED SERVICES</b>		1,836,245	-	-

'ORK			
Total Revenue	(15,291,940)	-	-
Total Expenses	16,218,226	-	-
Net Income	926,286	-	-
Actual Student Enrollment		-	-
*NOTE: Enrollment, Revenue and Expenditure Data IN the 'Total and Variance Analysis' Section is Based on LAST ACTUAL Quarter Completed	Actual vs. Original Budget TY	PY Actual (PY TY / No. of COMPLETED Actual CY	Actual CY vs. Actual PY
<b>SCHOOL OPERATIONS</b>			
Board Expenses	-	-	-
Classroom / Teaching Supplies & Materials	69,574	-	-
Special Ed Supplies & Materials	500	-	-
Textbooks / Workbooks	131,525	-	-
Supplies & Materials other	-	-	-
Equipment / Furniture	140,157	-	-
Telephone	-	-	-
Technology	84,124	-	-
Student Testing & Assessment	19,929	-	-
Field Trips	9,000	-	-
Transportation (student)	-	-	-
Student Services - other	784,925	-	-
Office Expense	44,200	-	-
Staff Development	147,647	-	-
Staff Recruitment	27,700	-	-
Student Recruitment / Marketing	-	-	-
School Meals / Lunch	721,500	-	-
Travel (Staff)	3,000	-	-
Fundraising	-	-	-
Other	43,350	-	-
TOTAL SCHOOL OPERATIONS	2,227,130	-	-
<b>FACILITY OPERATION &amp; MAINTENANCE</b>			
Insurance	66,188	-	-
Janitorial	-	-	-
Building and Land Rent / Lease / Facility Finance Interest	3,657,960	-	-
Repairs & Maintenance	3,000	-	-
Equipment / Furniture	-	-	-
Security	-	-	-
Utilities	-	-	-
TOTAL FACILITY OPERATION & MAINTENANCE	3,727,148	-	-
<b>DEPRECIATION &amp; AMORTIZATION</b>	108,000	-	-
<b>RESERVES / CONTINGENCY</b>	-	-	-
<b>DEFERRED RENT</b>	1,175,423	-	-

ORK			
ORK			
Total Revenue	(15,291,940)	-	-
Total Expenses	16,218,226	-	-
Net Income	926,286	-	-
Actual Student Enrollment		-	-
*NOTE: Enrollment, Revenue and Expenditure Data IN the 'Total and Variance Analysis' Section is Based on LAST ACTUAL Quarter Completed	Actual vs. Original Budget TY	PY Actual (PY TY / No. of COMPLETED Actual CY	Actual CY vs. Actual PY
TOTAL EXPENSES	16,218,226	-	-
NET INCOME	926,286	-	-

'ORK				-
Total Revenue	(15,291,940)	-	-	-
Total Expenses	16,218,226	-	-	-
Net Income	926,286	-	-	-
Actual Student Enrollment		-		
*NOTE: Enrollment, Revenue and Expenditure Data IN the 'Total and Variance Analysis' Section is Based on LAST ACTUAL Quarter Completed		Actual vs. Original Budget TY	PY Actual (PY TY / No. of COMPLETED Actual CY	Actual CY vs. Actual PY
ENROLLMENT - *School Districts Are Linked To Above Entries*				
NYC CHANCELLOR'S OFFICE			-	-
-			-	-
-			-	-
-			-	-
-			-	-
-			-	-
-			-	-
-			-	-
-			-	-
-			-	-
-			-	-
-			-	-
-			-	-
-			-	-
-			-	-
ALL OTHER School Districts: ( Count = 0 )			-	-
TOTAL ENROLLMENT			-	-
REVENUE PER PUPIL			-	-
EXPENSES PER PUPIL			-	-



**Annual Report Requirement**  
*for SUNY Authorized Charter Schools*  
**BOYS PREPARATORY CHARTER SCHOOL OF NEW YORK**  
**2019-20**

Administrative  
expenditures per pupil:

\$0.00

Per NYS Statute

Administrative expenditures per pupil: the sum of all general administration salaries and other general administration expenditures divided by the total number of enrolled students. Employee benefit costs or expenditures should not be reported here.

**\*NOTE: THIS TAB ONLY NEEDS TO BE COMPLETED FOR Q4**

**Disclosure of Financial Interest by a Current or Proposed Board of  
Trustees Member**

**Name:**

Laura Weil

**Name of Charter School Education Corporation (the Charter School Name, if the charter school is the only school operated by the education corporation):**

Public Preparatory Charter School Academies

1. List all positions held on the education corporation Board of Trustees ("Board") (e.g. president, treasurer, parent representative).

Member of Finance Committee

2. Are you an employee of any school operated by the education corporation?  
\_\_\_\_ **Yes** ☒ **No**

If **Yes**, for each school, please provide a description of the position(s) you hold, your responsibilities, your salary and your start date.

3. Are you a past, current, or prospective employee of the charter school, education corporation, and/or an entity that provides comprehensive management services ("CMO"), whether for-profit or not-for-profit, which contracts, or may contract, with the charter school or education corporation; or do you serve as an employee, officer, or director of, or own a controlling interest in, a business or entity that contracts, or does business with, or plans to contract or do business with, the charter school, education corporation, and/or a CMO, whether for-profit or not-for-profit, including, but not limited to, the lease of real or personal property to the said entities?

\_\_\_\_ **Yes** ☒ **No**

If **Yes**, please provide a description of the position(s) you hold, your responsibilities, your salary and your start date.

4. Identify each interest/transaction (and provide the requested information) that you or any of your immediate family members or any persons who live with you in your house have held or engaged in with the charter school(s) operated by the education corporation during the time you have served on the Board, and in the six-month period prior to such service. If there has been no such interest or transaction, write **None**. Please note that if you answered **Yes** to Questions 2-3 above, you need not disclose again your employment status, salary, etc.

Date(s)	Nature of financial interest/transaction	Steps taken to avoid a conflict of interest, (e.g., did not vote, did not participate in discussion)	Name of person holding interest or engaging in transaction and relationship to you
<i>Please write "None" if applicable. Do not leave this space blank.</i> None			

5. Identify each individual, business, corporation, union association, firm, partnership, franchise holding company, joint-stock company, business or real estate trust, non-profit organization, or other organization or group of people doing business with the school(s) operated by the education corporation **and** in which such entity, during the time of your tenure as a trustee, you and/or your immediate family member(s) or person(s) living in your house had a financial interest or other relationship. If you are a member, director, officer or employee of an organization formally partnered with the school(s) that is/are doing business with the school(s) through a management or services agreement, please identify only the name of the organization, your position in the organization, and the relationship between such organization and the school(s). If there was no financial interest, write "**None**."

Organization conducting business with the school(s)	Nature of business conducted	Approximate value of the business conducted	Name of Trustee and/or immediate family member of household holding an interest in the organization conducting business with the school(s) and the nature of the interest	Steps taken to avoid conflict of interest
<i>Please write "None" if applicable. Do not leave this space blank.</i> None				

Laura Weil  
Signature

7/31/2019  
Date

*Please note that this document is considered a public record and, as such, may be made available to members of the public upon request under the Freedom of Information Law. Personal contact information provided below will be redacted.*

**Business Telephone:**  
9172570179

**Business Address:**

**E-mail Address:**  
laura.weil@gmail.com

**Home Telephone:**

**Home Address:**

*last revised 08/21/2018*

**Disclosure of Financial Interest by a Current or Proposed Board of Trustees Member**

**Name:**

Ramsey Lyons

**Name of Charter School Education Corporation (the Charter School Name, if the charter school is the only school operated by the education corporation):**

Public Preparatory Charter School Academies

1. List all positions held on the education corporation Board of Trustees ("Board") (e.g. president, treasurer, parent representative).

Trustee

2. Are you an employee of any school operated by the education corporation?  
\_\_\_\_ **Yes** ☒ **No**

If **Yes**, for each school, please provide a description of the position(s) you hold, your responsibilities, your salary and your start date.

3. Are you a past, current, or prospective employee of the charter school, education corporation, and/or an entity that provides comprehensive management services ("CMO"), whether for-profit or not-for-profit, which contracts, or may contract, with the charter school or education corporation; or do you serve as an employee, officer, or director of, or own a controlling interest in, a business or entity that contracts, or does business with, or plans to contract or do business with, the charter school, education corporation, and/or a CMO, whether for-profit or not-for-profit, including, but not limited to, the lease of real or personal property to the said entities?

\_\_\_\_ **Yes** ☒ **No**

If **Yes**, please provide a description of the position(s) you hold, your responsibilities, your salary and your start date.

4. Identify each interest/transaction (and provide the requested information) that you or any of your immediate family members or any persons who live with you in your house have held or engaged in with the charter school(s) operated by the education corporation during the time you have served on the Board, and in the six-month period prior to such service. If there has been no such interest or transaction, write **None**. Please note that if you answered **Yes** to Questions 2-3 above, you need not disclose again your employment status, salary, etc.

Date(s)	Nature of financial interest/transaction	Steps taken to avoid a conflict of interest, (e.g., did not vote, did not participate in discussion)	Name of person holding interest or engaging in transaction and relationship to you
Please write "None" if applicable. Do not leave this space blank. None			

5. Identify each individual, business, corporation, union association, firm, partnership, franchise holding company, joint-stock company, business or real estate trust, non-profit organization, or other organization or group of people doing business with the school(s) operated by the education corporation and in which such entity, during the time of your tenure as a trustee, you and/or your immediate family member(s) or person(s) living in your house had a financial interest or other relationship. If you are a member, director, officer or employee of an organization formally partnered with the school(s) that is/are doing business with the school(s) through a management or services agreement, please identify only the name of the organization, your position in the organization, and the relationship between such organization and the school(s). If there was no financial interest, write "**None**."

Organization conducting business with the school(s)	Nature of business conducted	Approximate value of the business conducted	Name of Trustee and/or immediate family member of household holding an interest in the organization conducting business with the school(s) and the nature of the interest	Steps taken to avoid conflict of interest
<p><i>Please write "None" if applicable. Do not leave this space blank.</i></p> <p>None</p>				

  
Signature

7/29/2019

Date

*Please note that this document is considered a public record and, as such, may be made available to members of the public upon request under the Freedom of Information Law. Personal contact information provided below will be redacted.*

**Business Telephone:**

---

**Business Address:**

---

**E-mail Address:**

---

**Home Telephone:**

---

**Home Address:**

---

*last revised 08/21/2018*

<b>Disclosure of Financial Interest by a Current or Proposed Board of Trustees Member</b>
---

**Name:**

Paul Vermylen, Jr.

**Name of Charter School Education Corporation (the Charter School Name, if the charter school is the only school operated by the education corporation):**

Public Preparatory Charter School Academies

1. List all positions held on the education corporation Board of Trustees ("Board") (e.g. president, treasurer, parent representative).

Board

2. Are you an employee of any school operated by the education corporation?  
\_\_\_ **Yes** \_\_\_ ☒ **No**

If **Yes**, for each school, please provide a description of the position(s) you hold, your responsibilities, your salary and your start date.

3. Are you a past, current, or prospective employee of the charter school, education corporation, and/or an entity that provides comprehensive management services ("CMO"), whether for-profit or not-for-profit, which contracts, or may contract, with the charter school or education corporation; or do you serve as an employee, officer, or director of, or own a controlling interest in, a business or entity that contracts, or does business with, or plans to contract or do business with, the charter school, education corporation, and/or a CMO, whether for-profit or not-for-profit, including, but not limited to, the lease of real or personal property to the said entities?

\_\_\_ **Yes** \_\_\_ ☒ **No**

If **Yes**, please provide a description of the position(s) you hold, your responsibilities, your salary and your start date.

4. Identify each interest/transaction (and provide the requested information) that you or any of your immediate family members or any persons who live with you in your house have held or engaged in with the charter school(s) operated by the education corporation during the time you have served on the Board, and in the six-month period prior to such service. If there has been no such interest or transaction, write **None**. Please note that if you answered **Yes** to Questions 2-3 above, you need not disclose again your employment status, salary, etc.

Date(s)	Nature of financial interest/transaction	Steps taken to avoid a conflict of interest, (e.g., did not vote, did not participate in discussion)	Name of person holding interest or engaging in transaction and relationship to you
<i>Please write "None" if applicable. Do not leave this space blank.</i>			

5. Identify each individual, business, corporation, union association, firm, partnership, franchise holding company, joint-stock company, business or real estate trust, non-profit organization, or other organization or group of people doing business with the school(s) operated by the education corporation **and** in which such entity, during the time of your tenure as a trustee, you and/or your immediate family member(s) or person(s) living in your house had a financial interest or other relationship. If you are a member, director, officer or employee of an organization formally partnered with the school(s) that is/are doing business with the school(s) through a management or services agreement, please identify only the name of the organization, your position in the organization, and the relationship between such organization and the school(s). If there was no financial interest, write "**None**."

Organization conducting business with the school(s)	Nature of business conducted	Approximate value of the business conducted	Name of Trustee and/or immediate family member of household holding an interest in the organization conducting business with the school(s) and the nature of the interest	Steps taken to avoid conflict of interest
Please write "None" if applicable. Do not leave this space blank.				

  
Signature

7/3/2019

Date

*Please note that this document is considered a public record and, as such, may be made available to members of the public upon request under the Freedom of Information Law. Personal contact information provided below will be redacted.*

**Business Telephone:**

---

**Business Address:**

---

**E-mail Address:**

---

**Home Telephone:**

---

**Home Address:**

---

*last revised 08/21/2018*

**Disclosure of Financial Interest by a Current or Proposed Board of  
Trustees Member**

**Name:**

Eric Grannis

**Name of Charter School Education Corporation (the Charter School Name, if the charter school is the only school operated by the education corporation):**

Public Preparatory Charter School Academies

1. List all positions held on the education corporation Board of Trustees ("Board") (e.g. president, treasurer, parent representative).

Board Member, Secretary

2. Are you an employee of any school operated by the education corporation?  
\_\_\_\_ **Yes** ☒ **No**

If **Yes**, for each school, please provide a description of the position(s) you hold, your responsibilities, your salary and your start date.

3. Are you a past, current, or prospective employee of the charter school, education corporation, and/or an entity that provides comprehensive management services ("CMO"), whether for-profit or not-for-profit, which contracts, or may contract, with the charter school or education corporation; or do you serve as an employee, officer, or director of, or own a controlling interest in, a business or entity that contracts, or does business with, or plans to contract or do business with, the charter school, education corporation, and/or a CMO, whether for-profit or not-for-profit, including, but not limited to, the lease of real or personal property to the said entities?

\_\_\_\_ **Yes** ☒ **No**

If **Yes**, please provide a description of the position(s) you hold, your responsibilities, your salary and your start date.

4. Identify each interest/transaction (and provide the requested information) that you or any of your immediate family members or any persons who live with you in your house have held or engaged in with the charter school(s) operated by the education corporation during the time you have served on the Board, and in the six-month period prior to such service. If there has been no such interest or transaction, write **None**. Please note that if you answered **Yes** to Questions 2-3 above, you need not disclose again your employment status, salary, etc.

Date(s)	Nature of financial interest/transaction	Steps taken to avoid a conflict of interest, (e.g., did not vote, did not participate in discussion)	Name of person holding interest or engaging in transaction and relationship to you
Please write "None" if applicable. Do not leave this space blank. None			

5. Identify each individual, business, corporation, union association, firm, partnership, franchise holding company, joint-stock company, business or real estate trust, non-profit organization, or other organization or group of people doing business with the school(s) operated by the education corporation **and** in which such entity, during the time of your tenure as a trustee, you and/or your immediate family member(s) or person(s) living in your house had a financial interest or other relationship. If you are a member, director, officer or employee of an organization formally partnered with the school(s) that is/are doing business with the school(s) through a management or services agreement, please identify only the name of the organization, your position in the organization, and the relationship between such organization and the school(s). If there was no financial interest, write "**None**."

Organization conducting business with the school(s)	Nature of business conducted	Approximate value of the business conducted	Name of Trustee and/or immediate family member of household holding an interest in the organization conducting business with the school(s) and the nature of the interest	Steps taken to avoid conflict of interest
Please write "None" if applicable. Do not leave this space blank. None				

Eric Grannis

Signature

7/29/2019

Date

*Please note that this document is considered a public record and, as such, may be made available to members of the public upon request under the Freedom of Information Law. Personal contact information provided below will be redacted.*

**Business Telephone:**

212 903-1025

**Business Address:**

11 Broadway, Ste. 615, NY, NY 10004

**E-mail Address:**

egrannis@grannislaw.com

**Home Telephone:**

212 744-0917

**Home Address:**

1400 5th avenue, Apt. THC1, NY, NY 10026

*last revised 08/21/2018*

**Disclosure of Financial Interest by a Current or Proposed Board of  
Trustees Member**

**Name:**

Nicole Greene

**Name of Charter School Education Corporation (the Charter School Name, if the charter school is the only school operated by the education corporation):**

Public Preparatory Charter School Academies

1. List all positions held on the education corporation Board of Trustees ("Board") (e.g. president, treasurer, parent representative).

Co chair, board

2. Are you an employee of any school operated by the education corporation?  
\_\_\_\_ **Yes** ☒ **No**

If **Yes**, for each school, please provide a description of the position(s) you hold, your responsibilities, your salary and your start date.

3. Are you a past, current, or prospective employee of the charter school, education corporation, and/or an entity that provides comprehensive management services ("CMO"), whether for-profit or not-for-profit, which contracts, or may contract, with the charter school or education corporation; or do you serve as an employee, officer, or director of, or own a controlling interest in, a business or entity that contracts, or does business with, or plans to contract or do business with, the charter school, education corporation, and/or a CMO, whether for-profit or not-for-profit, including, but not limited to, the lease of real or personal property to the said entities?

\_\_\_\_ **Yes** ☒ **No**

If **Yes**, please provide a description of the position(s) you hold, your responsibilities, your salary and your start date.

4. Identify each interest/transaction (and provide the requested information) that you or any of your immediate family members or any persons who live with you in your house have held or engaged in with the charter school(s) operated by the education corporation during the time you have served on the Board, and in the six-month period prior to such service. If there has been no such interest or transaction, write **None**. Please note that if you answered **Yes** to Questions 2-3 above, you need not disclose again your employment status, salary, etc.

Date(s)	Nature of financial interest/transaction	Steps taken to avoid a conflict of interest, (e.g., did not vote, did not participate in discussion)	Name of person holding interest or engaging in transaction and relationship to you
<i>Please write "None" if applicable. Do not leave this space blank.</i>			

5. Identify each individual, business, corporation, union association, firm, partnership, franchise holding company, joint-stock company, business or real estate trust, non-profit organization, or other organization or group of people doing business with the school(s) operated by the education corporation and in which such entity, during the time of your tenure as a trustee, you and/or your immediate family member(s) or person(s) living in your house had a financial interest or other relationship. If you are a member, director, officer or employee of an organization formally partnered with the school(s) that is/are doing business with the school(s) through a management or services agreement, please identify only the name of the organization, your position in the organization, and the relationship between such organization and the school(s). If there was no financial interest, write "**None**."

Organization conducting business with the school(s)	Nature of business conducted	Approximate value of the business conducted	Name of Trustee and/or immediate family member of household holding an interest in the organization conducting business with the school(s) and the nature of the interest	Steps taken to avoid conflict of interest
<i>Please write "None" if applicable. Do not leave this space blank.</i>				

  
Signature

7/15/2019

Date

*Please note that this document is considered a public record and, as such, may be made available to members of the public upon request under the Freedom of Information Law. Personal contact information provided below will be redacted.*

**Business Telephone:**

\_\_\_\_\_

**Business Address:**

\_\_\_\_\_

**E-mail Address:**

\_\_\_\_\_

**Home Telephone:**

\_\_\_\_\_

**Home Address:**

\_\_\_\_\_

*last revised 08/21/2018*

**Disclosure of Financial Interest by a Current or Proposed Board of  
Trustees Member**

**Name:**

Sarah Britton

**Name of Charter School Education Corporation (the Charter School Name, if the charter school is the only school operated by the education corporation):**

Public Preparatory Charter School Academies

1. List all positions held on the education corporation Board of Trustees ("Board") (e.g. president, treasurer, parent representative).

board member

2. Are you an employee of any school operated by the education corporation?  
\_\_\_\_ **Yes** ☒ **No**

If **Yes**, for each school, please provide a description of the position(s) you hold, your responsibilities, your salary and your start date.

3. Are you a past, current, or prospective employee of the charter school, education corporation, and/or an entity that provides comprehensive management services ("CMO"), whether for-profit or not-for-profit, which contracts, or may contract, with the charter school or education corporation; or do you serve as an employee, officer, or director of, or own a controlling interest in, a business or entity that contracts, or does business with, or plans to contract or do business with, the charter school, education corporation, and/or a CMO, whether for-profit or not-for-profit, including, but not limited to, the lease of real or personal property to the said entities?

\_\_\_\_ **Yes** ☒ **No**

If **Yes**, please provide a description of the position(s) you hold, your responsibilities, your salary and your start date.

4. Identify each interest/transaction (and provide the requested information) that you or any of your immediate family members or any persons who live with you in your house have held or engaged in with the charter school(s) operated by the education corporation during the time you have served on the Board, and in the six-month period prior to such service. If there has been no such interest or transaction, write **None**. Please note that if you answered **Yes** to Questions 2-3 above, you need not disclose again your employment status, salary, etc.

Date(s)	Nature of financial interest/transaction	Steps taken to avoid a conflict of interest, (e.g., did not vote, did not participate in discussion)	Name of person holding interest or engaging in transaction and relationship to you
<i>Please write "None" if applicable. Do not leave this space blank.</i>			

5. Identify each individual, business, corporation, union association, firm, partnership, franchise holding company, joint-stock company, business or real estate trust, non-profit organization, or other organization or group of people doing business with the school(s) operated by the education corporation **and** in which such entity, during the time of your tenure as a trustee, you and/or your immediate family member(s) or person(s) living in your house had a financial interest or other relationship. If you are a member, director, officer or employee of an organization formally partnered with the school(s) that is/are doing business with the school(s) through a management or services agreement, please identify only the name of the organization, your position in the organization, and the relationship between such organization and the school(s). If there was no financial interest, write "**None**."

Organization conducting business with the school(s)	Nature of business conducted	Approximate value of the business conducted	Name of Trustee and/or immediate family member of household holding an interest in the organization conducting business with the school(s) and the nature of the interest	Steps taken to avoid conflict of interest
<i>Please write "None" if applicable. Do not leave this space blank.</i>				

Sarah Britton

Signature

7/3/2019

Date

*Please note that this document is considered a public record and, as such, may be made available to members of the public upon request under the Freedom of Information Law. Personal contact information provided below will be redacted.*

**Business Telephone:**

\_\_\_\_\_

**Business Address:**

\_\_\_\_\_

**E-mail Address:**

\_\_\_\_\_

**Home Telephone:**

\_\_\_\_\_

**Home Address:**

\_\_\_\_\_

*last revised 08/21/2018*

<b>Disclosure of Financial Interest by a Current or Proposed Board of Trustees Member</b>
---

**Name:** Boykin Curry

---

**Name of Charter School Education Corporation (the Charter School Name, if the charter school is the only school operated by the education corporation):**

**Public Preparatory Charter School Academies**

---

1. List all positions held on the education corporation Board of Trustees ("Board") (e.g. president, treasurer, parent representative).

2. Are you an employee of any school operated by the education corporation?  
☐ Yes ☒ No

If **Yes**, for each school, please provide a description of the position(s) you hold, your responsibilities, your salary and your start date.

3. Are you a past, current, or prospective employee of the charter school, education corporation, and/or an entity that provides comprehensive management services ("CMO"), whether for-profit or not-for-profit, which contracts, or may contract, with the charter school or education corporation; or do you serve as an employee, officer, or director of, or own a controlling interest in, a business or entity that contracts, or does business with, or plans to contract or do business with, the charter school, education corporation, and/or a CMO, whether for-profit or not-for-profit, including, but not limited to, the lease of real or personal property to the said entities?

☐ Yes ☒ No

If **Yes**, please provide a description of the position(s) you hold, your responsibilities, your salary and your start date.

4. Identify each interest/transaction (and provide the requested information) that you or any of your immediate family members or any persons who live with you in your house have held or engaged in with the charter school(s) operated by the education corporation during the time you have served on the Board, and in the six-month period prior to such service. If there has been no such interest or transaction, write **None**. Please note that if you answered **Yes** to Questions 2-3 above, you need not disclose again your employment status, salary, etc.

Date(s)	Nature of financial interest/transaction	Steps taken to avoid a conflict of interest, (e.g., did not vote, did not participate in discussion)	Name of person holding interest or engaging in transaction and relationship to you
<i>None</i>			

5. Identify each individual, business, corporation, union association, firm, partnership, franchise holding company, joint-stock company, business or real estate trust, non-profit organization, or other organization or group of people doing business with the school(s) operated by the education corporation **and** in which such entity, during the time of your tenure as a trustee, you and/or your immediate family member(s) or person(s) living in your house had a financial interest or other relationship. If you are a member, director, officer or employee of an organization formally partnered with the school(s) that is/are doing business with the school(s) through a management or services agreement, please identify only the name of the organization, your position in the organization, and the relationship between such organization and the school(s). If there was no financial interest, write "**None**."

Organization conducting business with the school(s)	Nature of business conducted	Approximate value of the business conducted	Name of Trustee and/or immediate family member of household holding an interest in the organization conducting business with the school(s) and the nature of the interest	Steps taken to avoid conflict of interest
<i>None</i>				

Signature \_\_\_\_\_

Date \_\_\_\_\_

*Please note that this document is considered a public record and, as such, may be made available to members of the public upon request under the Freedom of Information Law. Personal contact information provided below will be redacted.*

**Business Telephone:**

\_\_\_\_\_

**Business Address:**

\_\_\_\_\_

**E-mail Address:**

\_\_\_\_\_

**Home Telephone:**

\_\_\_\_\_

**Home Address:**

\_\_\_\_\_

*last revised 08/21/2018*

<b>Disclosure of Financial Interest by a Current or Proposed Board of Trustees Member</b>
---

**Name: Mel Ming**

---

**Name of Charter School Education Corporation (the Charter School Name, if the charter school is the only school operated by the education corporation):**

**Public Preparatory Charter School Academies**

---

1. List all positions held on the education corporation Board of Trustees ("Board") (e.g. president, treasurer, parent representative).

2. Are you an employee of any school operated by the education corporation?  
☐ **Yes** ☒ **No**

If **Yes**, for each school, please provide a description of the position(s) you hold, your responsibilities, your salary and your start date.

3. Are you a past, current, or prospective employee of the charter school, education corporation, and/or an entity that provides comprehensive management services ("CMO"), whether for-profit or not-for-profit, which contracts, or may contract, with the charter school or education corporation; or do you serve as an employee, officer, or director of, or own a controlling interest in, a business or entity that contracts, or does business with, or plans to contract or do business with, the charter school, education corporation, and/or a CMO, whether for-profit or not-for-profit, including, but not limited to, the lease of real or personal property to the said entities?

☐ **Yes** ☒ **No**

If **Yes**, please provide a description of the position(s) you hold, your responsibilities, your salary and your start date.

4. Identify each interest/transaction (and provide the requested information) that you or any of your immediate family members or any persons who live with you in your house have held or engaged in with the charter school(s) operated by the education corporation during the time you have served on the Board, and in the six-month period prior to such service. If there has been no such interest or transaction, write **None**. Please note that if you answered **Yes** to Questions 2-3 above, you need not disclose again your employment status, salary, etc.

Date(s)	Nature of financial interest/transaction	Steps taken to avoid a conflict of interest, (e.g., did not vote, did not participate in discussion)	Name of person holding interest or engaging in transaction and relationship to you
<i>None</i>			

5. Identify each individual, business, corporation, union association, firm, partnership, franchise holding company, joint-stock company, business or real estate trust, non-profit organization, or other organization or group of people doing business with the school(s) operated by the education corporation and in which such entity, during the time of your tenure as a trustee, you and/or your immediate family member(s) or person(s) living in your house had a financial interest or other relationship. If you are a member, director, officer or employee of an organization formally partnered with the school(s) that is/are doing business with the school(s) through a management or services agreement, please identify only the name of the organization, your position in the organization, and the relationship between such organization and the school(s). If there was no financial interest, write "**None**."

Organization conducting business with the school(s)	Nature of business conducted	Approximate value of the business conducted	Name of Trustee and/or immediate family member of household holding an interest in the organization conducting business with the school(s) and the nature of the interest	Steps taken to avoid conflict of interest
<i>None</i>				

Signature \_\_\_\_\_

Date \_\_\_\_\_

*Please note that this document is considered a public record and, as such, may be made available to members of the public upon request under the Freedom of Information Law. Personal contact information provided below will be redacted.*

**Business Telephone:**

\_\_\_\_\_

**Business Address:**

\_\_\_\_\_

**E-mail Address:**

\_\_\_\_\_

**Home Telephone:**

\_\_\_\_\_

**Home Address:**

\_\_\_\_\_

*last revised 08/21/2018*



# Entry 8 BOT Table

Last updated: 07/18/2019

1. SUNY-AUTHORIZED charter schools are required to provide information for VOTING Trustees only.
2. REGENTS, NYCDOE, and BUFFALO BOE-AUTHORIZED charter schools are required to provide information for all --VOTING and NON-VOTING-- trustees.

## 1. Current Board Member Information (Enter info for each BOT member)

	Trustee Name and Email Address	Position on the Board	Committee Affiliations	Voting Member Per By-Laws (Y/N)	Number of Terms Served	Start Date of Current Term (MM/DD/YYYY)	End Date of Current Term (MM/DD/YYYY)	Board Meetings Attended During 2018-19
1	Sarah Britton <a href="mailto:sarahkbritton@gmail.com">sarahkbritton@gmail.com</a>	Trustee/Member	PPA	Yes	1	07/01/2018	06/30/2019	5 or less
2	R. Boykin Curry <a href="mailto:rbc Curry@eaglecap.com">rbc Curry@eaglecap.com</a>	Chair	PPA	Yes	8	07/01/2018	06/30/2019	5 or less
3	Eric Grannis <a href="mailto:egrannis@grannislaw.com">egrannis@grannislaw.com</a>	Trustee/Member	PPA	Yes	8	07/01/2018	06/30/2019	5 or less
4	Nicole Greene <a href="mailto:nicolekgreene@gmail.com">nicolekgreene@gmail.com</a>	Trustee/Member	PPA	Yes	8	07/01/2018	06/30/2019	5 or less
5	Ramsey Lyons <a href="mailto:ramseynaeale@gmail.com">ramseynaeale@gmail.com</a>	Trustee/Member	PPA	Yes	8	07/01/2018	06/30/2019	5 or less
6	H. Melvin Ming <a href="mailto:melming@outlook.com">melming@outlook.com</a>	Trustee/Member	PPA	Yes	8	07/01/2018	06/30/2019	5 or less

7	Paul A. Vermynen, Jr. <a href="mailto:pavermynen@gmail.com">pavermynen@gmail.com</a>	Trustee/Member	PPA	Yes	8	07/01/2018	06/30/2019	5 or less
8	Laura Weil <a href="mailto:laura.weil@gmail.com">laura.weil@gmail.com</a>	Trustee/Member	PPA	Yes	8	07/01/2018		5 or less
9								

**1a. Are there more than 9 members of the Board of Trustees?** No

## 2. INFORMATION ABOUT MEMBERS OF THE BOARD OF TRUSTEES

1. SUNY-AUTHORIZED charter schools provide response relative to VOTING Trustees only.
2. REGENTS, NYCDOE, and BUFFALO BOE-AUTHORIZED charter schools provide a response relative to all trustees.

a. Total Number of BOT Members on June 30, 2019	8
b.Total Number of Members Added During 2018-19	0
c. Total Number of Members who Departed during 2018-19	0
d.Total Number of members in 2018-19, as set by in Bylaws, Resolution or Minutes	8

**3. Number of Board meetings held during 2018-19** 5

**4. Number of Board meetings scheduled for 2019-20** 6

**Thank you.**



# Entry 10 Enrollment and Retention of Special Populations

Last updated: 07/18/2019

## Instructions for Reporting Enrollment and Retention Strategies

Describe the efforts the charter school has made in 2018-19 toward meeting targets to attract and retain enrollment of students with disabilities, English language learners/Multilingual learners, and students who are economically disadvantaged. In addition, describe the school's plans for meeting or making progress toward meeting its enrollment and retention targets in 2019-20.

## BOYS PREPARATORY CHARTER SCHOOL OF NEW YORKSection Heading

### Recruitment/Attraction Efforts Toward Meeting Targets

	Describe Recruitment Efforts in 2018-19	Describe Recruitment Plans in 2019-20
Economically Disadvantaged	<p>Public Prep Academies ensures we are recruiting and serving economically disadvantaged populations by:</p> <ul style="list-style-type: none"><li>- Marketing in New York City Housing Authority (NYCHA) developments and community centers, daycares, head start programs, free or low cost healthcare facilities (including urgent care offices) and local community-based organizations including after-school programs and social service agencies.</li><li>- Developing partnerships with over 50 local community-based organizations and head start programs in the Lower East Side and the South Bronx to provide applications, marketing materials and hands-on support to families interested in applying.</li><li>- Employing 3 part-time workers to canvass in blocks surrounding the Girls Prep and Boys Prep schools in the South Bronx and the Lower East Side, including going door-to-door in NYCHA developments.</li><li>- Providing an enrollment priority to high-need populations via NYCHA preference, defined as Students who reside in selected</li></ul>	<p>Public Prep Academies will continue to ensure we are recruiting and serving economically disadvantaged populations by:</p> <ul style="list-style-type: none"><li>- Continuing to market in New York City Housing Authority (NYCHA) developments and community centers, daycares, head start programs, free or low cost healthcare facilities (including urgent care offices) and local community-based organizations including after-school programs and social service agencies through door-to-door canvassing and mass flyering.</li><li>- Maintaining partnerships with over 50 local community-based organizations and head start programs to provide applications, marketing materials and hands-on support to families interested in applying as well as creating partnerships with faith-based organizations and immigration agencies that may share our materials with families.</li><li>- Expanding our canvass efforts in blocks surrounding the Girls Prep and Boys Prep schools in the South Bronx and the Lower East Side, including going door-to-door in NYCHA developments, handing out flyers at key subway and bus stations and dropping into local clinics and other community-based organizations.</li><li>- Providing an enrollment priority to high-</li></ul>

	<p>NYCHA Housing Developments will be awarded “NYCHA” preference at the time of the lottery.</p> <ul style="list-style-type: none"> <li>- Providing helpful services to this population such as free MetroCards, subsidized school uniforms and the opportunity to open a NYS 529 college saving account.</li> </ul>	<p>need populations via NYCHA preference, defined as Students who reside in selected NYCHA Housing Developments will be awarded “NYCHA” preference at the time of the lottery.</p> <ul style="list-style-type: none"> <li>- Providing helpful services to this population such as free MetroCards, subsidized school uniforms, scholarships to enrichment programs and the opportunity to open a NYS 529 college saving account (with yearly contributions from the school).</li> </ul>
English Language Learners/Multilingual Learners	<p>Public Prep Academies ensures we are recruiting and serving English Language Learners by:</p> <ul style="list-style-type: none"> <li>- Producing all marketing materials (including our website), advertisements, applications, and presentations in both English and Spanish.</li> <li>- Ensuring our recruitment team includes 2 Spanish-speaking associates.</li> <li>- Marketing in neighborhoods that serve a large number of families who do not speak English as their first language.</li> <li>- Conducting Home Language surveys during orientation and planning for home visits by school-based support staff (including teachers).</li> <li>- Ensuring members of each school’s main office provide information in multiple languages.</li> <li>- Encouraging non-English speaking parents to volunteer to support student recruitment efforts including phone banks and canvassing.</li> <li>- Ensuring ELL staff were present at all new family orientations.</li> </ul>	<p>Public Prep Academies will continue to ensure we are recruiting and serving English Language Learners by:</p> <ul style="list-style-type: none"> <li>- Producing all marketing materials (including our website), advertisements, applications, and presentations in both English and Spanish.</li> <li>- Expanding our recruitment team to include 3 Spanish-speaking associates.</li> <li>- Marketing in neighborhoods that serve a large number of families who do not speak English as their first language.</li> <li>- Conducting Home Language surveys during the application process and conducting home visits to all families before the end of the first trimester.</li> <li>- Ensuring members of each school’s main office provide information in multiple languages.</li> <li>- Encouraging non-English speaking parents to volunteer to support student recruitment efforts including phone banks and canvassing.</li> <li>- Targeting immigration agencies as partnerships where we can meet more non-English speaking families.</li> <li>- Ensuring ELL staff are present at all new family orientations.</li> </ul>
Students with	<p>Public Prep Academies ensures we are recruiting and serving Students with Disabilities by:</p> <ul style="list-style-type: none"> <li>- Including information about inclusive classrooms and our continuum of special education programs and related services in our marketing materials.</li> <li>- Coordinating recruitment and enrollment strategies with our Director of Student Support to ensure we are providing inclusive and accurate information to all families.</li> </ul>	<p>Public Prep Academies will continue to ensure we are recruiting and serving Students with Disabilities by:</p> <ul style="list-style-type: none"> <li>- Including information about inclusive classrooms and our continuum of special education programs and related services in our marketing materials.</li> <li>- Coordinating recruitment and enrollment strategies with our Director of Student Support to ensure we are providing inclusive and accurate information to all families.</li> <li>- Continuing to ask about special education</li> </ul>

Disabilities	<ul style="list-style-type: none"> <li>- Asking about special education services and IEPs during the enrollment process and making special education support staff available during family orientations.</li> <li>- Providing special events for families with IEPs hosted by Learning Services Coordinators to guide parents through the evaluation and identification process.</li> <li>- Seeking out partnerships with head starts and local organizations that serve students with disabilities for recruitment purposes.</li> </ul>	<p>services, evaluations and IEPs during the enrollment process and making special education support staff available during family orientations.</p> <ul style="list-style-type: none"> <li>- Continuing to provide opportunities for families with IEPs to meet our Learning Services Coordinators and discuss the evaluation and identification process.</li> <li>- Seeking out partnerships with head starts and local organizations that serve students with disabilities for recruitment purposes.</li> </ul>
--------------	--	--

## Retention Efforts Toward Meeting Targets

	Describe Retention Efforts in 2018-19	Describe Retention Plans in 2019-20
Economically Disadvantaged	<p>Public Prep Academies ensures we are retaining students who are economically disadvantaged by:</p> <ul style="list-style-type: none"> <li>- Providing all families with free and reduced price lunch applications and ensuring 100% return the required documents.</li> <li>- Providing opportunities for families to receive a free backpack before school starts via partnerships with STATE bags, ShopBop and Barclay's.</li> </ul>	<p>Public Prep Academies will continue to ensure we are retaining students who are economically disadvantaged by:</p> <ul style="list-style-type: none"> <li>- Continuing efforts to provide families with free and reduced price applications and ensuring 100% return the required documents.</li> <li>- Providing free backpacks to all students on the first day of school.</li> <li>- Providing support for purchasing uniforms as needed, including raffling gift cards during family events.</li> </ul>
English Language Learners/Multilingual Learners	<p>Public Prep Academies ensures we are retaining students who are English Language Learners by:</p> <ul style="list-style-type: none"> <li>- Providing ELL services to students who require that support, including instruction to develop their speaking, listening, reading and writing skills along with frequent feedback. Some of these services take place in the classroom with access to traditional reading/writing workshops and when required, we will also pull ELL students out of the classroom to strengthen foundational language skills and vocabulary.</li> <li>- Providing both teachers and families with ELL resources/strategies to support students.</li> <li>- Creating language-rich classrooms that enhance vocabularies and immerse students in language.</li> </ul>	<p>Public Prep Academies will continue to ensure we are retaining students who are English Language Learners by:</p> <ul style="list-style-type: none"> <li>- Continuing to provide high-quality, intensive support services to ELL students in both push-in and pull-out settings.</li> <li>- Providing professional development to staff who support ELL students.</li> <li>- Making resources and assistance available to teachers and families who are looking for strategies to better support ELL students.</li> </ul>
	<p>Public Prep Academies ensures we are retaining Students with Disabilities by:</p> <ul style="list-style-type: none"> <li>- Employing staff, including coaches and learning specialists, who can monitor and</li> </ul>	<p>Public Prep Academies will continue to</p>

Students with Disabilities

support services provided to students with Individualized Education Plans (IEPs). Also adding a network-wide Director of Student Support to standardize these efforts and ensure we are delivering high-quality support.

- Adding professional development opportunities for all staff to increase our capacity to serve students with disabilities.
- Using the Integrated Co-Teaching (ICT) model, where students with disabilities are taught in a general education classroom alongside their peers without disabilities.
- Differentiating instruction and using flexible grouping so that students receive more individualized support.
- Participating in the NYC Charter School Special Education Collaborative, where staff members can access professional development and resources for supporting students with disabilities.

ensure we are retaining Students with Disabilities by:

- Continuing to build a staff that monitors and supports services provided to students with IEPs. We will also add a network-wide Director of Student Support to standardize these efforts and ensure we are delivering high-quality support.
- Continuing professional development opportunities for all staff to increase our capacity to serve students with disabilities.
- Continuing to utilize our ICT model in classrooms.
- Continuing to differentiate instruction and use flexible grouping for individualized support.
- Continuing to participate in the NYC Charter School Special Education Collaborative



# Entry 11 Classroom Teacher and Administrator Attrition

Created: 07/01/2019 • Last updated: 07/29/2019

Report changes in teacher and administrator staffing.

## Instructions for completing the Classroom Teacher and Administrator Attrition Tables

Charter schools must complete the tables titled 2018-2019 Classroom Teacher and Administrator Attrition to report changes in teacher and administrator staffing during the 2018-2019 school year. Please provide the full time equivalent (FTE) of staff on June 30, 2018; the FTE for any departed staff from July 1, 2018 through June 30, 2019; the FTE for added staff from July 1, 2018 through June 30, 2019; and the FTE of staff added in newly created positions from July 1, 2018 through June 30, 2019 using the tables provided.

### 1. Classroom Teacher Attrition Table

	FTE Classroom Teachers on 6/30/18	FTE Classroom Teachers Departed 7/1/18 - 6/30/19	FTE Classroom Teachers Filling Vacant Positions 7/1/18 - 6/30/19	FTE Classroom Teachers Added in New Positions 7/1/18 - 6/30/19	FTE of Classroom Teachers on 6/30/19
	36	19	19	17	53

### 2. Administrator Position Attrition Table

	FTE Administrative Positions on 6/30/18	FTE Administrators Departed 7/1/18 - 6/30/19	FTE Administrators Filling Vacant Positions 7/1/18 - 6/30/19	FTE Administrators Added in New Positions 7/1/18 - 6/30/19	FTE Administrative Positions on 6/30/19
	6	3	2	0	5

**3. Tell your school's story**

**Charter schools may provide additional information in this section of the Annual Report about their respective teacher and administrator attrition rates as some teacher or administrator departures do not reflect advancement or movement within the charter school networks. Schools may provide additional detail to reflect a teacher’s advancement up the ladder to a leadership position within the network or an administrator’s movement to lead a new network charter school.**

(No response)

**4. Charter schools must ensure that all prospective employees receive clearance through [the NYSED Office of School Personnel Review and Accountability](#) (OSPRA) prior to employment. After an employee has been cleared, schools are required to maintain proof of such clearance in the file of each employee. For the safety of all students, charter schools must take immediate steps to terminate the employment of individuals who have been denied clearance. Once the employees have been terminated, the school must terminate the request for clearance in the TEACH system.**

**Have all employees have been cleared through the NYSED TEACH system?**

Yes

**5. For perspective or current employees whose clearance has been denied, have you terminated their employment and removed them from the TEACH system?**

	Yes
--	-----

**Thank you**

# 2019-2020 Calendar



Version Date: 6/14/19

July						
Su	M	Tu	W	Th	F	Sa
	1	2	3	4	5	6
7	8	9	10	11	12	13
14	15	16	17	18	19	20
21	22	23	24	25	26	27
28	29	30	31			

0 Instructional Days

July 4-5: Independence Day  
(Schools & PPN Closed)

July 8-12: School Leadership Institute  
July 8 - Aug 2: Summer School

August						
Su	M	Tu	W	Th	F	Sa
				1	2	3
4	5	6	7	8	9	10
11	12	13	14	15	16	17
18	19	20	21	22	23	24
25	26	27	28	29	30	31

0 Instructional Days

Aug 9: First Day for New Staff  
Aug 12: First Day for Returning Staff (School Based)  
Aug 13: Network-Wide Day  
Aug 14-19 Tier 1 Academy 2.0  
Aug 20: Network-Wide Day  
Aug 21-30: Campus-based PD

181 Total Instructional Days

September						
Su	M	Tu	W	Th	F	Sa
1	2	3	4	5	6	7
8	9	10	11	12	13	14
15	16	17	18	19	20	21
22	23	24	25	26	27	28
29	30					

20 Instructional Days

Sept 2: Labor Day

Sept 3: First Day of School

October						
Su	M	Tu	W	Th	F	Sa
		1	2	3	4	5
6	7	8	9	10	11	12
13	14	15	16	17	18	19
20	21	22	23	24	25	26
27	28	29	30	31		

22 Instructional Days

Oct 14: No School - Indigenous Peoples' Day

November						
Su	M	Tu	W	Th	F	Sa
					1	2
3	4	5	6	7	8	9
10	11	12	13	14	15	16
17	18	19	20	21	22	23
24	25	26	27	28	29	30

17 Instructional Days

Nov 5: No School - Election Day/  
Network-Wide Day  
  
Nov 11: No School - Veterans' Day  
Nov 15: End of Trimester 1  
Nov 27: Gratitude Luncheon (Half Day)  
Nov 28-29: No School -  
Thanksgiving Recess

December						
Su	M	Tu	W	Th	F	Sa
1	2	3	4	5	6	7
8	9	10	11	12	13	14
15	16	17	18	19	20	21
22	23	24	25	26	27	28
29	30	31				

14 Instructional Days

Dec 4: Family-Teacher Conferences  
at Middle Schools (Evening)  
Dec 5: Full Day of School  
Family-Teacher Conferences at  
Elementary Schools (Evening)  
Dec 6: No School  
Family-Teacher Conferences  
(8:00 AM - 4:00 PM)  
Dec 23-Jan 3: No School - Winter  
Recess

January						
Su	M	Tu	W	Th	F	Sa
			1	2	3	4
5	6	7	8	9	10	11
12	13	14	15	16	17	18
19	20	21	22	23	24	25
26	27	28	29	30	31	

19 Instructional Days

Jan 1: New Year's Day  
Jan 2-3: No School - Staff PD  
Jan 6: Students Return  
Jan 20: No School - MLK Day

February						
Su	M	Tu	W	Th	F	Sa
					1	
2	3	4	5	6	7	8
9	10	11	12	13	14	15
16	17	18	19	20	21	22
23	24	25	26	27	28	29

15 Instructional Days

Feb 17-21: No School - Midwinter  
Recess

March						
Su	M	Tu	W	Th	F	Sa
1	2	3	4	5	6	7
8	9	10	11	12	13	14
15	16	17	18	19	20	21
22	23	24	25	26	27	28
29	30	31				

21 Instructional Days

March 6: End of Trimester 2  
March 18: Family-Teacher  
Conferences at Middle Schools  
(Evening)  
March 19: Full Day of School  
Family-Teacher Conferences at  
Elementary Schools (Evening)  
March 20: No School  
Family-Teacher Conferences  
(8:00 AM - 4:00 PM)  
March 25-27: NYS ELA Test  
March 30-April 1: NYS ELA Makeups

April						
Su	M	Tu	W	Th	F	Sa
			1	2	3	4
29	5	6	7	8	9	10
30	12	13	14	15	16	17
31	19	20	21	22	23	24
32	26	27	28	29	30	

### 21 Instructional Days

March 30-April 1: NYS ELA Makeups

April 10: No School

April 13 - May 15: NYSESLAT Speaking Test Window

April 21-23: NYS Math Test

April 24-28: NYS Math Makeups

May						
Su	M	Tu	W	Th	F	Sa
					1	2
3	4	5	6	7	8	9
10	11	12	13	14	15	16
17	18	19	20	21	22	23
24	25	26	27	28	29	30
31						

### 15 Instructional Days

May 4-8: No School - May Recess

May 4-15: NYSESLAT Listening, Reading, Writing Test Window

May 18-29: NYS Science Performance Test Window

May 25: No School - Memorial Day

May 26-29: College and Career Week

June						
Su	M	Tu	W	Th	F	Sa
	1	2	3	4	5	6
7	8	9	10	11	12	13
14	15	16	17	18	19	20
21	22	23	24	25	26	27
28	29	30				

### 17 Instructional Days

June 1: NYS Science Written Test

June 4: No School - Network-Wide Day

June 24: Last Day for Students (1/2 Day)

June : Graduation (TBD)

June 26: Last Day for Staff

July						
Su	M	Tu	W	Th	F	Sa
			1	2	3	4
5	6	7	8	9	10	11
12	13	14	15	16	17	18
19	20	21	22	23	24	25
26	27	28	29	30	31	

July 6-31: Summer School (Tentative)

Color Code Key:	
	School Closed
	Half Day of School
	Network-Wide Day
	Professional Development Day
	Family-Teacher Conferences
	NYS Testing Days
	First Day for New Staff
	End of Trimester
	Summer School
	First/Last Day of School