

The Principal's Weekly Newsletter

Mr Deryck M. Wilson

Friday 21st February

Dear Children and Parents,

Year 6 Victorian Day

On Victorian Day, we had to dress like Victorian children, all black and white. Even Mr Hough changed! He became very strict and serious and handed out many punishments, as Victorian teachers would have, to show us what it was like. At break, we ate a traditional Victorian meal of Porridge. Victorians did not receive very much because they were poor and this food was cheap. It was funny to see Mr Hough in character throughout the day; he stopped to teach us about things that we were doing so it was very interactive for us.

Kelly-Lee Year 6H

Even from when the bell rang, I knew it was a very different day! Instead of using whiteboards, we used blackboards with chalk. Our teacher was very strict with us and made us all write with our right hands, even if we were left handed. I really loved the day and hope to do it again sometime.

Giacomo Year 6H



Victorian Day was a very strange experience. The things that I noticed was how the children and the teachers were dressed was very differently to today. Things that children were taught in those days were very simple and if you made a mistake, you were punished by having to stand in the corner and wear the Dunce Cap or being made to do things like walking up and down the steps! I liked the way that Mr Hough spoke because it was funny but also very interesting and I learnt a lot.

Maddalena Year 6H

For me Victorian Day was a beautiful experience because we learned how Victorian children went to school and what they learned by having fun interpreting them.

Allegra Year 6C

I loved Victorian Day because I liked that the teachers were strict and that we did cool Victorian things. It was also nice when we ate the porridge. The girls learned how to eat apples in thin slices and boys learned how to hunt and kill animals.

Sabil Year 6C


Victorian Day was beautiful. We learned how school was and how severe the teachers were. We wrote on black boards the timetables and our names. Girls used to learn how to do needlework and cook and boys how to do Maths and Geometry. When we were not behaving properly Miss Cahall put a dunce cap on that person.

Martina G. Year 6C



During Victorian Day, we learned how children in Victorian times were treated. In the morning we wrote our names on blackboards in a really difficult way (cursive), after we wrote the six times table and the seven times table. The children were mixed in classes, some were 5 years old and some were 11. Next, we went to music and heard Victorian music. At break we ate porridge and it was mushy. After break the boys were separated from the girls. The boys did drill while the girls learned how to make a perfect apple and to sew.

Martina B. Year 6C



Abstract Art in Year 3

In Art & Design this term, the Year 3 students have been exploring colour mixing by looking at the works of abstract artists such as Piet Mondrian and Mark Rothko. This week we looked at the paintings of Jackson Pollock... and then created some ourselves. It was messy fun but I am sure you will agree that our Year 3 students' masterpieces would have made Pollock himself proud!

Ms Wells & Miss Speirs



Fractions in Year 7

Our Year 7 Mathematicians have been working on some collaborative tasks to deepen their understanding of the current topic of fractions. Miss Baines' 7B students took part in a fractions relay challenge while Mr Strang's 7S class worked together on a tricky fractions jigsaw puzzle! **Ms Baines & Mr Strang**



Carnevale

Thank you Parents for supporting “Carnevale”. The children looked splendid and enjoyed parading. Many thanks to Mr Gray and Mr Hough for introducing the classes. We will have more photographs of the Key Stage 2 children after half term.



IB Spanish - Theatre Trip

On February 14th, IB Spanish students in Year 12 and Year 13 went to Orione theatre in Rome to watch the play 'Siempre Frida', entirely in Spanish. The double objective of the trip was to self-assess their understanding of Spanish in a real context and to explore new cultural horizons.

After the play, the students sounded rather satisfied about their receptive language skills as they all affirmed they could understand a lot, from 80% to 99%! This positive experience has surely helped building more confident linguists, right before their IB Spanish exams.

Regarding the cultural aspect, the students learnt about the world of Mexican artist Frida Kahlo in the target language. They engaged not only with her life but also with her thoughts, which gave them the key to fully comprehend the Frida's production, her legacy to young generations.

In the students' own words:

'Yo pinto eso...los sentimientos que no se ven, los que están detrás de la cara. En el alma.'

This is one of the numerous renowned quotes of probably the most influential artist in Mexican history. Such a profound affirmation highlights Frida Kahlo's passionate nature and the emotively intense events which tainted her life. **Tommaso Borghesi, Year 13 IB Spanish student**

Frida was willing to portray with her hands what she was feeling inside her mind. She was an emotive character, very passionate about painting and loving other people. Her story was so full of accidents that made her build a deeper mindset and a different approach to life. **Federico Lancia, Year 13 IB Spanish student**



student

'Estoy acostumbrada al dolor. Los hechos dramáticos te hacen entender como eres realmente.'

"I am used to pain. Dramatic events allow you to understand who you truly are"



'Me siento como un tronco de un árbol pegado al suelo pero con la alegría de poder mover mis ramas.'

A lifetime story enclosed in a phrase to recount a motivational story and a reason to make the most of what is given to you even if impediments are implied. **Ellie Montani, Year 13 IB Spanish student**

About the Day of the Dead

It is a Mexican tradition regarding the concept of remembering the deceased. One fundamental aspect of El Día de los Muertos involves staying awake to recall funny anecdotes about the dead. **Alessandra Maesano, Year 12 IB Spanish**

This is the way that Frida Kahlo used to see her life. She suffered so much both physically and mentally and this allowed her perspective and her priorities to change. It also portrays how she has become this globally known, inspirational figure. **Mathilda Liello, Year 13 IB Spanish student**

After the Frida Kahlo play, we had the chance to eat in a Peruvian restaurant. Personally, it was the first time that I ate Peruvian food, and I have to admit I really liked it. We ate many different dishes which were served to us by the the waiters who spoke Spanish, making us feel even more part of the culture. My favourite dish was the “anticucho”, which is the cow’s heart. I would never have imagined it but it tasted really good. Also the dessert was excellent; we ate a cheesecake called “cheesecake al mburucuyá”.

Julia Testa, Year 12 IB Spanish

I didn't go on a trip to the theatre with years 12 and 13s, but I have been participating in the preparation of Frida Kahlo. The quote that I chose is

'Me siento como un tronco de un árbol pegado al suelo pero con la alegría de poder mover mis ramas'.

'Me siento como un tronco pegado al suelo' is a simile, which means 'I feel like a tree trunk glued on the ground.'

'Pero con alegría de poder mover mis ramas,' is a metaphor, which means 'but with cheerfulness to be able to move my branches.'

This quote suggests that she compared herself to a tree because her heart was destroyed, but she was still a strong woman. **Angelica Soccorsi, Year 13 IB student**

Ana Lain

Modern Foreign Languages

GCSE Italian/pre-IB Italian/IBDP Spanish Ab Initio

Friendship is in the Air

Year 9 students fully embraced the spirit of Valentine’s Day last Friday by offering each other gifts, writing friendship cards and enjoying the convivial atmosphere that exists amongst them. Thanks go to Anastasia Sacco and Giulia Hanna, who kindly baked cakes to share with their classmates. These lovely gestures made for a fantastic end to the week and a great way to start the weekend. **Ms Charlotte Kerhomen**





Lego Serious Play

In the Senior School we have been using the [Lego Serious Play methodology](#) in Language lessons with a double objective: to explore abstract concepts (content) through concrete 3-D models and to enhance oral language production (skill) through storytelling.

The Lego Serious Play method makes use of the well-known Lego bricks in an innovative way, for each individual to unlock new knowledge and to successfully communicate this knowledge to the other people in the group. The effective use of LSP methodology rests on the following four core steps in the process and adheres to a set of clear principles, both of which have been extensively researched and field-tested.

Step 1: Facilitator poses a question/theme

Step 2: Individuals build a model in response to the question posed

Step 3: Individuals tell their story to the rest of the group

Step 4: Questions and Reflections

Students have responded really well to the challenge in terms of engagement and concentration, with results going beyond expectations and often leading to interesting debates.






For example, with Year 13 IB Spanish we explored the figure of a successful artist in the 21st century. In a few minutes, students built colorful models representing a wide range of characteristics and then described them from varied perspectives, with equally rich Spanish.

Likewise, in the World Radio Day (13/2), Year 11 pre-IB Italian students represented the concept of communication today, revealing critical thinking skills and powerful story-making.

Go ahead, give your mind a hand!

Mrs Lain, IB Language teacher LSP

facilitator #innovatelearning
@LEGOSERIOUSPLAY @SouthlandsIntS



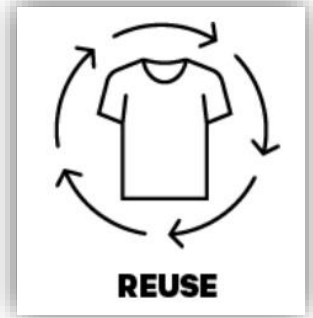


Ski Sale Satisfied Customer

This is Nicholas happily wearing his 'Ski Sale' jacket.

€ 1.000,00 raised

A big thank you to all who supported the Ski Sale event. Just over Euro 1.000,00 was raised. Further information in regards to where the money will be donated will follow shortly.



School Reports

School Reports will be issued this afternoon via email. You will have the opportunity to discuss your child's progress on the dates below:

Primary Monday 2nd March: 09:00-15:00, Friday 13th March: 16:00-19:00

To book your appointment with the Primary Class teacher please visit **www.schoolbookings.net** and use **Event Code: zb2y4**

Secondary School Monday 2nd March (09:00-15:00) Thursday 12th March (15:45-18:45)

To book your appointment with the Senior School teachers please visit **www.schoolbookings.net** and use **Event Code: 5qsyc.**

To book your appointment with a Specialist teacher please visit **www.schoolbookings.net** and use **Event Code: t63h5.**

Upcoming Football Tournaments for 2020

These dates are subject to change and more will be added once they have been organised in the calendar.

Date	Venue	Age Group
07/03/2020	U7, U9, U11 Football Tournament	Southlands Int Sch
28/03/2020	U14 Boys Football Matches	St George's School
09/05/2020	U7, U9, U11 Football Tournament	The New School

For more information, please speak with Mr Hough if you are interested in being involved or would like to know more about it.

Message from School Manager

Dear Parents,

The upcoming 'Pink Event', will be held before Easter at school. You can support this initiative by buying a limited edition 'Pink Southlands t-shirt', which can be ordered via the google form link below.

<https://forms.gle/v28kxV2sd4fgcC4z8>

A sample of the t-shirt that students, staff and parents can wear on this day are available in the school uniform. The scope of the event is to raise awareness and to raise funds.

All sizes can be purchased for your child/ren, friends & family, which will contribute to making the event even more special.

The cost of the t-shirt is Euro 15,00 and a part of the amount will be donated to AIRC.

We will keep you posted in the forthcoming newsletters.

Mr Gabriele Beretta



Dates for your Diary

Half Term Holiday
Parent/teacher conferences (holiday for children)
Back to school

Monday 24th February – Monday 2nd March
Monday 2nd March
Tuesday 3rd March

Do have an enjoyable half term.

Yours sincerely,

A handwritten signature in black ink, which appears to read 'Deryck M Wilson'.

Deryck M Wilson
Principal