




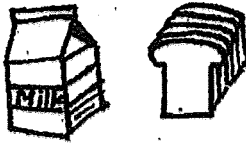









Supports for English Language Learners

Key Ways to Ensure Comprehensible Input	Build on Students' Prior Knowledge	Provide Access to Complex Academic Concepts + Strategies	Give Opportunities for Structured Oral Language Practice
<p>Use visuals or gestures to convey key concepts</p> 	<p>Refer to students' background knowledge + interests</p> 	<p>Build and refer to anchor charts</p> 	<p>Provide starter phrases</p> <p>I know a lot about...</p> <p>I am an expert in...</p> <p>I am famous for...</p>
<p>Do a quick demonstration</p> 	<p>Ask students to recall previous learning</p> <p>Remind your partner what we talked about yesterday</p> <p>We talked about...</p> 	<p>Use concrete objects or pictures to convey an idea</p> 	<p>Give extra wait time</p> 
<p>Use consistent language repeatedly</p> <p>Categories categories categories</p>	<p>Modify examples to match students' background knowledge</p> <p>Summer...</p> 	<p>Channel students to use a strategy twice at increasing levels</p> 	<p>Provide opportunities for students to turn and talk</p> 
<p>Name your steps</p> 	<p>Teach new content by relying on shared experiences</p> <p>Remember that time I fell off the chair?</p> 	<p>Use think alouds to demonstrate your thinking process</p> <p>Hmm. I'm thinking that...</p> 	<p>Encourage students to dramatize</p> 