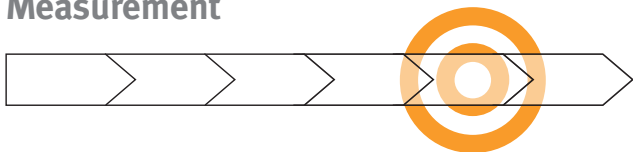
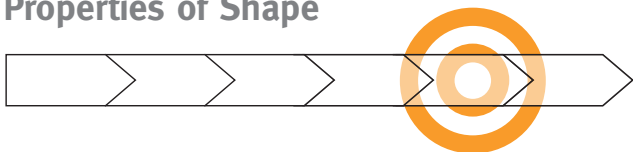


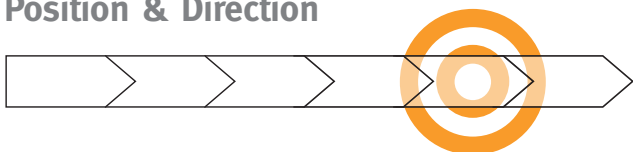
Measurement



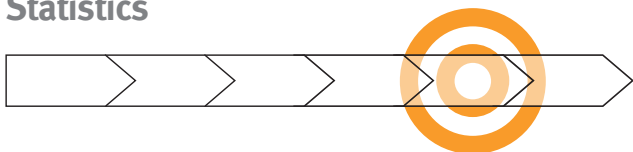
Properties of Shape



Position & Direction



Statistics



Back blank
for sticking

Band 5 - Maths All Other

Measurement, Properties of Shape,
Position & Direction, Statistics



Name _____

Class _____

Measurement

I can convert between different forms of metric measurement e.g. kilometre and metre; centimetre and metre; centimetre and millimetre; gram and kilogram; litre and millilitre.

I can understand and compare equivalences between metric units and common imperial units. These might include: inches, pounds or pints.

I can measure and calculate the perimeter of composite rectilinear shapes in centimetres and metres.

I can calculate and compare the area of rectangles (including squares), including using standard units, square centimetres (cm²), square metres (m²), and estimate the area of irregular shapes.

I can estimate volume by using 1cm³ blocks to build cuboids (including cubes), and capacity by using water and different containers.

I can solve problems where I need to convert between units of time.

I can use all four operations to solve problems involving measure such as length, mass, volume, money, using decimal notation, and scaling.

Properties of Shape

I can identify 3-D shapes, including cubes and other cuboids, from 2-D representations.

I can estimate and compare acute, obtuse and reflex angles. I know that angles are measured in degrees.

I can draw given angles and measure them in degrees.

I can identify angles at a point and one whole turn.

I can identify angles at a point on a straight line and 1/2 a turn (total 180°).

I can identify other multiples of 90°.

I can use the properties of rectangles to find related facts, missing lengths and missing angles.

I can tell the difference between regular and irregular polygons. I can do this using reasoning about equal sides and angles.

Position & Direction

I can identify, describe and represent the position of a shape following a reflection or translation. I can use mathematical vocabulary to explain this and I know that the shape has not changed.

Statistics

I can solve comparison, sum and difference problems using information presented in a line graph.

I can complete, read and interpret information in tables, including timetables.

