

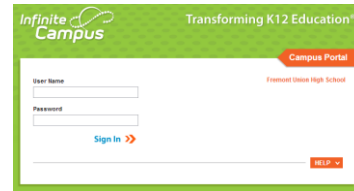
# Infinite Campus Student Registration

## Logging in

To login in to Infinite Campus, use the same login/passwords as you use on any school computer.

(<https://campus.fuhd.org/campus/portal/fremont.jsp>)

If you need help with your login, see Mr. Berner in the library.



1. Click the **Sign In** button. This will bring you to the main portal page where district and school notices will be listed.
2. Click the **Course Registration: 20-21 Homestead High School** link from the index on the left of the screen.

**Enter your 1<sup>st</sup> Choice classes/Request AND your Alternate Courses.** Students sign up for 6 classes which are divided into two categories: **Required Courses** (already entered) and **Requested Courses**.

**If you are requesting 5 classes, you can input into IC your No 1<sup>st</sup> Period (9001) or No 7<sup>th</sup> period (9998) request (and note it on the form). If you have already requested 6 classes, you can't input into IC, but please circle and add onto the course form. Do not enter your 7<sup>th</sup> choice Additional Elective.**

Required Courses (These courses have been entered in IC for you)	
Course:	Comments:
World Literature	Mandatory
World History	Mandatory
Math	Math is already entered for you by your teacher.

Requested Courses (You will be entering these courses in IC. Please make sure you choose alternates.)				
Obtain Teacher Initials for Science, World Languages, and any AP or Honors Courses				
Course	Course #	Alternate Course # only	Teacher Recommendation (Place initials in the appropriate box)	
			Yes	No
Science:				
PE/Elective:				
Elective:				

Completing the following section indicates that you would like an additional elective. Students in the Fremont Union High School District are allowed to select **six courses** in the initial request process and may indicate a seventh (7<sup>th</sup>) class to be added if **space is available - placement is not guaranteed**. Students **will not be allowed to "double up"** in any one curriculum area.

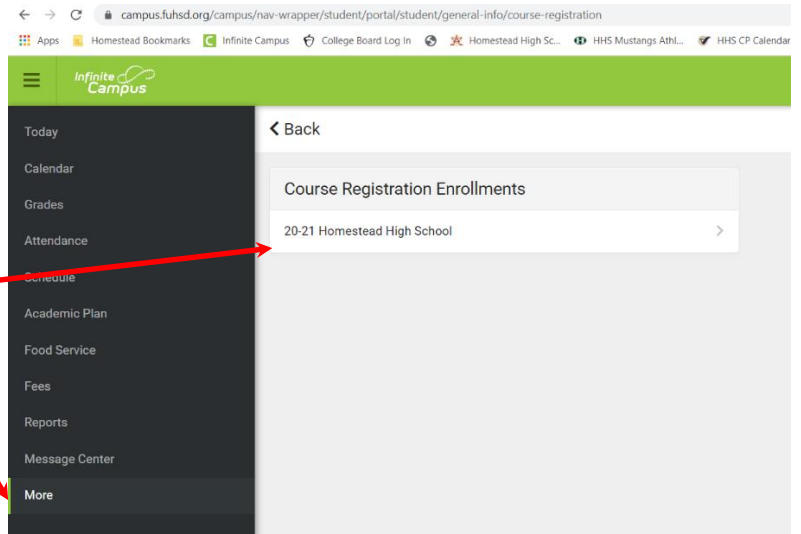
Additional Elective, if space is available (Do not enter in IC)	
Course	Course #
7 <sup>th</sup> Choice Elective:	

All students should plan on attending school between 8:00 a.m. – 3:25 p.m. and plan outside activities accordingly. After all initial course requests are filled, students will be placed in their requested seventh class if space allows. You are encouraged to consider all options and time commitments carefully before choosing courses. **THERE WILL BE NO CHANGES ALLOWED.**

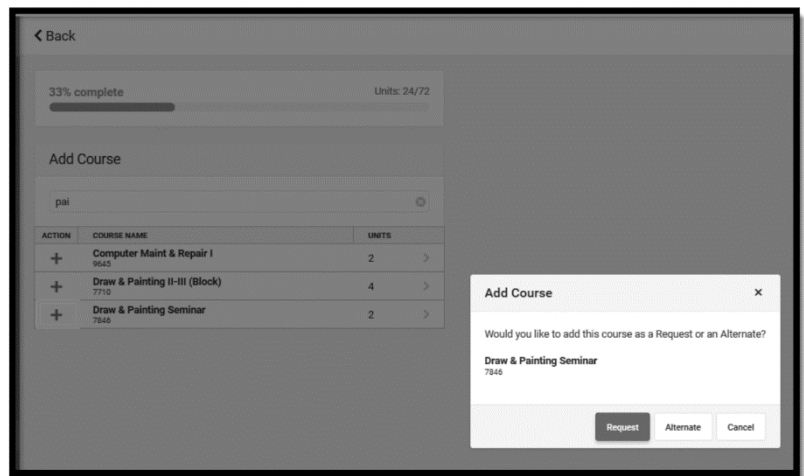
OPTIONAL REQUESTS: Students requesting No 1 <sup>st</sup> OR No 7 <sup>th</sup> period are not guaranteed to have that request filled. Students cannot request both options. This section is not required.	
No 1 <sup>st</sup> period	Not guaranteed, only a request, Circle and Enter in IC → 9001
<b>OR (DO NOT CIRCLE BOTH)</b>	
No 7 <sup>th</sup> period	Not guaranteed, only a request, Circle and Enter in IC → 9998

## To Enter Course Requests

1. After logging in to Campus Student/Campus Parent, select **More** from the Index.
2. Then select **Course Registration for 2020-21 Homestead High School**



1. Search for the course.
  2. Click the blue plus sign on the left.
  3. In the popup message that displays, select **Request, Alternate** or **Cancel**.
- Requesting No 1<sup>st</sup> period or No 7<sup>th</sup> period (Only input this if you have 5 course requests):
- Students requesting no 1<sup>st</sup> Period will enter **9001** in **Requested Courses**.  
 Students requesting no 7<sup>th</sup> Period will enter **9998** in **Requested Courses**.



Note: Don't worry about the Percentage Completed.

When finished requesting courses, click the **Print** option to print a report of the courses that you requested.

<b>Current Grade Level</b> 9 <sup>th</sup> – 11 <sup>th</sup>	<b>Registration Window Open</b> March 2nd, 2020	<b>Registration Window Closes</b> March 10, 2020 5:00 pm
--	--	---

To prevent other users from accessing the portal and changing requested courses, instead of just closing the browser, click **Sign Out** in upper right-hand corner. This will end the session and bring you back to the portal login screen.