

**Unionville-Chadds Ford
School District
Kennett Square, Pennsylvania
Chester County**

Financial Statements
Year Ended June 30, 2019



1835 Market Street, 3rd Floor
Philadelphia, PA 19103

215/567-7770 | bbdcpa.com

UNIONVILLE-CHADDS FORD SCHOOL DISTRICT

CONTENTS

INDEPENDENT AUDITOR'S REPORT	1
MANAGEMENT'S DISCUSSION AND ANALYSIS	3
BASIC FINANCIAL STATEMENTS	
Government-Wide Financial Statements	
<i>Statement of Net Position (Deficit)</i>	14
<i>Statement of Activities</i>	15
Fund Financial Statements	
<i>Balance Sheet – Governmental Funds</i>	16
<i>Reconciliation of Governmental Funds Balance Sheet to Net Position (Deficit) of Governmental Activities on the Statement of Net Position (Deficit)</i>	17
<i>Statement of Revenues, Expenditures and Changes in Fund Balances – Governmental Funds</i>	18
<i>Reconciliation of Statement of Revenues, Expenditures and Changes in Fund Balances of Governmental Funds to Change in Net Position (Deficit) of Governmental Activities on the Statement of Activities</i>	19
<i>Statement of Net Position (Deficit) – Proprietary Funds</i>	20
<i>Statement of Revenues, Expenses and Changes in Net Position (Deficit) – Proprietary Funds</i>	21
<i>Statement of Cash Flows – Proprietary Funds</i>	22
<i>Statement of Net Position – Fiduciary Funds</i>	23
<i>Statement of Changes in Net Position – Fiduciary Fund</i>	24
Notes to Financial Statements	25
REQUIRED SUPPLEMENTARY INFORMATION	
<i>Budgetary Comparison Schedule – General Fund</i>	48
<i>Schedule of the District's Proportionate Share of the Net Pension Liability - PSERS</i>	49
<i>Schedule of the District's Pension Plan Contributions - PSERS</i>	50
<i>Schedule of Changes in OPEB Liability – Single Employer Plan</i>	51
<i>Schedule of the District's Proportionate Share of the OPEB Liability - PSERS</i>	52
<i>Schedule of the District's OPEB Plan Contributions - PSERS</i>	53

UNIONVILLE-CHADDS FORD SCHOOL DISTRICT

CONTENTS

SINGLE AUDIT

Schedule of Expenditures of Federal Awards and Certain State Grants 54

Notes to Schedule of Expenditures of Federal Awards and Certain State Grants 56

Summary Schedule of Prior Audit Findings 57

**INDEPENDENT AUDITOR'S REPORT ON INTERNAL CONTROL OVER
FINANCIAL REPORTING AND ON COMPLIANCE AND OTHER MATTERS
BASED ON AN AUDIT OF FINANCIAL STATEMENTS PERFORMED IN
ACCORDANCE WITH GOVERNMENT AUDITING STANDARDS** 58

**INDEPENDENT AUDITOR'S REPORT ON COMPLIANCE FOR EACH
MAJOR PROGRAM AND ON INTERNAL CONTROL OVER COMPLIANCE
REQUIRED BY THE UNIFORM GUIDANCE** 60

Schedule of Findings and Questioned Costs 62



INDEPENDENT AUDITOR'S REPORT

**Board of School Directors
Unionville-Chadds Ford School District
Kennett Square, Pennsylvania**

We have audited the accompanying financial statements of the governmental activities, the business-type activities, each major fund, and the aggregate remaining fund information of Unionville-Chadds Ford School District, Kennett Square, Pennsylvania as of and for the year ended June 30, 2019, and the related notes to the financial statements, which collectively comprise Unionville-Chadds Ford School District's basic financial statements as listed in the table of contents.

Management's Responsibility for the Financial Statements

Management is responsible for the preparation and fair presentation of these financial statements in accordance with accounting principles generally accepted in the United States of America; this includes the design, implementation, and maintenance of internal control relevant to the preparation and fair presentation of financial statements that are free from material misstatement, whether due to fraud or error.

Auditor's Responsibility

Our responsibility is to express opinions on these financial statements based on our audit. We conducted our audit in accordance with auditing standards generally accepted in the United States of America and the standards applicable to financial audits contained in *Government Auditing Standards*, issued by the Comptroller General of the United States. Those standards require that we plan and perform the audit to obtain reasonable assurance about whether the financial statements are free from material misstatement.

An audit involves performing procedures to obtain audit evidence about the amounts and disclosures in the financial statements. The procedures selected depend on the auditor's judgment, including the assessment of the risks of material misstatement of the financial statements, whether due to fraud or error. In making those risk assessments, the auditor considers internal control relevant to the entity's preparation and fair presentation of the financial statements in order to design audit procedures that are appropriate in the circumstances, but not for the purpose of expressing an opinion on the effectiveness of the entity's internal control. Accordingly, we express no such opinion. An audit also includes evaluating the appropriateness of accounting policies used and the reasonableness of significant accounting estimates made by management, as well as evaluating the overall presentation of the financial statements.

We believe that the audit evidence we have obtained is sufficient and appropriate to provide a basis for our audit opinions.

Opinions

In our opinion, the financial statements referred to above present fairly, in all material respects, the respective financial position of the governmental activities, the business-type activities, each major fund, and the aggregate remaining fund information of Unionville-Chadds Ford School District, Kennett Square, Pennsylvania as of June 30, 2019, and the respective changes in financial position, and, where applicable, cash flows thereof for the year then ended in accordance with accounting principles generally accepted in the United States of America.

Other Matters

Report on Summarized Comparative Information

We have previously audited the Unionville-Chadds Ford School District's 2018 financial statements, and our report dated December 13, 2018 expressed unmodified audit opinions on those audited financial statements. In our opinion, the summarized comparative information presented herein as of and for the year ended June 30, 2018, is consistent, in all material respects, with the audited financial statements from which it has been derived.

Required Supplementary Information

Accounting principles generally accepted in the United States of America require that the management's discussion and analysis, the budgetary comparison schedule – General Fund, the schedules of the District's proportionate share of the net pension liability-PSERS and pension plan contributions - PSERS, schedule of changes in OPEB liability single-employer plan, and the schedules of the District's proportionate share of the net OPEB liability-PSERS and OPEB plan contributions – PSERS on pages 3 through 13 and 48 through 53 be presented to supplement the basic financial statements. Such information, although not a part of the basic financial statements, is required by the Governmental Accounting Standards Board, who considers it to be an essential part of financial reporting for placing the basic financial statements in an appropriate operational, economic, or historical context. We have applied certain limited procedures to the required supplementary information in accordance with auditing standards generally accepted in the United States of America, which consisted of inquiries of management about the methods of preparing the information and comparing the information for consistency with management's responses to our inquiries, the basic financial statements, and other knowledge we obtained during our audit of the basic financial statements. We do not express an opinion or provide any assurance on the information because the limited procedures do not provide us with sufficient evidence to express an opinion or provide any assurance.

Other Information

Our audit was conducted for the purpose of forming opinions on the financial statements that collectively comprise Unionville-Chadds Ford School District's basic financial statements. The schedule of expenditures of federal awards and certain state grants is presented for purposes of additional analysis as required by Title 2 U.S. *Code of Federal Regulations* (CFR) Part 200, *Uniform Administrative Requirements, Cost Principles, and Audit Requirements for Federal Awards*, and is not a required part of the basic financial statements.

The schedule of expenditures of federal awards and certain state grants is the responsibility of management and was derived from and relates directly to the underlying accounting and other records used to prepare the basic financial statements. Such information has been subjected to the auditing procedures applied in the audit of the basic financial statements and certain additional procedures, including comparing and reconciling such information directly to the underlying accounting and other records used to prepare the basic financial statements or to the basic financial statements themselves, and other additional procedures in accordance with auditing standards generally accepted in the United States of America. In our opinion, the schedule of expenditures of federal awards and certain state grants is fairly stated in all material respects in relation to the basic financial statements as a whole.

Other Reporting Required by Government Auditing Standards

In accordance with *Government Auditing Standards*, we have also issued our report dated December 17, 2019, on our consideration of the Unionville-Chadds Ford School District's internal control over financial reporting and on our tests of its compliance with certain provisions of laws, regulations, contracts, and grant agreements and other matters. The purpose of that report is to describe the scope of our testing of internal control over financial reporting and compliance and the results of that testing, and not to provide an opinion on internal control over financial reporting or on compliance. That report is an integral part of an audit performed in accordance with *Government Auditing Standards* in considering Unionville-Chadds Ford School District's internal control over financial reporting and compliance.

BBD, LLP

**Philadelphia, Pennsylvania
December 17, 2019**

UNIONVILLE-CHADDS FORD SCHOOL DISTRICT

MANAGEMENT'S DISCUSSION AND ANALYSIS – UNAUDITED

June 30, 2019

Management's discussion and analysis ("**MD&A**") of the financial performance of the Unionville-Chadds Ford School District (the "**District**") provides an overview of the District's financial performance for fiscal year ended June 30, 2019. Readers should also review the basic financial statements and related notes to enhance their understanding of the District's financial performance.

DISTRICT PROFILE

The District consists of four elementary schools, a middle school and a high school consisting of approximately 4,000 students. The District is located in southeastern Chester County and western Delaware County and covers a 77 square mile area encompassing the Townships of East Marlborough, West Marlborough, Newlin, Pocopson, Birmingham, Chadds Ford and Pennsbury. During 2018-2019, there were 713 employees in the District, consisting of 333 teachers, 25 administrators, including general administration, principals and supervisors, and 355 support personnel including administrative assistants, maintenance staff, custodial staff, transportation staff, food service staff and class room assistants.

The mission of the District is to empower each student to succeed in life and contribute to society.

FINANCIAL HIGHLIGHTS

- On a government-wide basis, including all governmental activities and the business-type activities, the liabilities and deferred inflows of resources of the District exceeded assets and deferred outflows of resources resulting in a deficit in total net position at the close of the 2018-2019 fiscal year of \$74,032,344. During the 2018-2019 fiscal year, the District had an increase in total net position of \$258,071. The net position of governmental activities increased by \$246,306 and the net position of business-type activities increased by \$11,765.
- The General Fund reported an increase in fund balance of \$215,765, bringing the cumulative balance to \$8,903,741 at the conclusion of the 2018-2019 fiscal year.
- At June 30, 2019, the General Fund fund balance includes \$4,253 which is considered nonspendable, \$3,423,785 committed to long-term compensated absences and accrued severance obligations, \$17,420 committed to balance the 2019-2020 budget and unassigned amounts of \$5,458,283 or 6.05% of the \$90,261,207 2019-2020 General Fund expenditure budget. Guidelines prescribed by the Pennsylvania Department of Education allow a district to maintain a maximum General Fund fund balance of 8% of the following year's expenditure budget.
- Total General Fund revenues and other financing sources were \$700,184 or 0.80% more than budgeted amounts and total General Fund expenditures and other financing uses were \$474,430 or 0.54% more than budgeted amounts resulting in a net positive variance of \$225,754.

OVERVIEW OF THE FINANCIAL STATEMENTS

The MD&A is intended to serve as an introduction to the District's basic financial statements. The District's basic financial statements are comprised of three components: 1) government-wide financial statements, 2) fund financial statements, and 3) notes to the basic financial statements. This report also contains other supplementary information in addition to the basic financial statements themselves.

GOVERNMENT-WIDE FINANCIAL STATEMENTS

The government-wide financial statements are designed to provide readers with a broad overview of the District's finances, in a manner similar to a private-sector business.

UNIONVILLE-CHADDS FORD SCHOOL DISTRICT

MANAGEMENT'S DISCUSSION AND ANALYSIS – UNAUDITED

June 30, 2019

The *Statement of Net Position (Deficit)* presents information on all of the District's assets and deferred outflows of resources and liabilities and deferred inflows of resources, with the difference between the two reported as net position (deficit). Over time, increases or decreases in net position (deficit) may serve as a useful indicator of whether the financial condition of the District is improving or deteriorating. To assess the District's overall health, the reader will need to consider additional nonfinancial factors such as changes in the District's property tax base and the condition of school buildings and other facilities.

The *Statement of Activities* presents information showing how the District's net position (deficit) changed during the most recent fiscal year. All changes in net position (deficit) are reported as the underlying event giving rise to the change occurs, regardless of the timing of related cash flows. Thus, revenues and expenses are reported in this statement for some items that will only result in cash in future fiscal periods (e.g., uncollected taxes and earned but unused vacation leave).

The government-wide financial statements distinguish the functions of the District that are principally supported by taxes and intergovernmental revenues from other functions that are intended to recover all or a significant portion of their costs through user fees and charges.

In the government-wide financial statements, the District's activities are divided into two categories:

Governmental Activities

Most of the District's basic services are included here, such as regular and special education, support services, maintenance, transportation and administration.

Business-Type Activities

The District charges fees to cover the costs of its food services program.

The government-wide financial statements can be found on Pages 14 and 15 of this report.

FUND FINANCIAL STATEMENTS

The fund financial statements provide more detailed information about the District's funds. A fund is a group of related accounts that is used to maintain control over resources that have been segregated for specific activities or objectives. The District, like other state and local governments, uses fund accounting to ensure and demonstrate compliance with finance-related legal requirements. All of the District's funds can be divided into three categories: governmental funds, proprietary funds and fiduciary funds.

Governmental Funds

Most of the District's activities are included in the governmental funds. Governmental funds are used to account for essentially the same functions reported as governmental activities in the government-wide financial statements. However, unlike the government-wide financial statements, governmental fund financial statements focus on short-term inflows and outflows of spendable resources, as well as on balances of spendable resources available at the end of the fiscal year. Such information may be useful in evaluating the District's near-term financing requirements.

Because the focus of governmental funds is narrower than that of the government-wide financial statements, it is useful to compare the information presented for governmental funds with similar information presented for governmental activities in the government-wide financial statements. By doing so, readers may better understand the long-term impact of the governmental near-term financing decisions. Both the *Balance Sheet – Governmental Funds* and *Statement of Revenues, Expenditures and Changes in Fund Balances – Governmental Funds* provide a reconciliation to facilitate this comparison between governmental funds and governmental activities.

UNIONVILLE-CHADDS FORD SCHOOL DISTRICT

MANAGEMENT'S DISCUSSION AND ANALYSIS – UNAUDITED

June 30, 2019

The District maintains two individual governmental funds. Information is presented separately in the *Balance Sheet – Governmental Funds* and *Statement of Revenues, Expenditures and Changes in Fund Balances – Governmental Funds* for each of the two major funds.

The District adopts an annual appropriated budget for its General Fund. A budgetary comparison schedule has been provided for the General Fund to demonstrate compliance with the budget.

The governmental fund financial statements can be found on Pages 16 through 19 of this report.

Proprietary Funds

The District maintains two types of proprietary funds. Enterprise funds are used to report the same functions presented as business-type activities in the government-wide financial statements. The Food Service Fund is reported as an enterprise fund of the proprietary fund type. Internal service funds are used to accumulate and allocate certain costs internally among the District's various functions. The District uses its internal service fund to account for the District's self-funded healthcare program. Because an internal service fund predominantly benefits governmental rather than business-type functions, it has been included within governmental activities in the government-wide financial statements.

The proprietary fund financial statements can be found on Pages 20 through 22 of this report.

Fiduciary Funds

The District is the trustee, or fiduciary, for assets that belong to others, consisting of scholarship and student activity funds. The District is responsible for ensuring that the assets reported in these funds are used for their intended purpose and by those to whom the assets belong. Fiduciary funds are used to account for resources held for the benefit of parties outside the District. Fiduciary funds are not reflected in the government-wide financial statements because the resources of those funds are not available to support the District's own programs.

The fiduciary fund financial statements can be found on Pages 23 and 24 of this report.

Notes to the Financial Statements

The notes to the financial statements provide additional information that is essential to a full understanding of the data provided in the financial statements.

The notes to the financial statements can be found on Pages 25 through 47 of this report.

Other Information

In addition to the basic financial statements and accompanying notes, this report also presents certain required supplementary information which consists of the budgetary comparison schedule for the general fund, schedules of the District's proportionate share of the net pension liability-PSERS and pension plan contributions-PSERS, schedule of changes in OPEB liability single-employer plan, and the schedules of the District's proportionate share of the net OPEB liability-PSERS and OPEB plan contributions-PSERS.

The required supplementary information can be found on Pages 48 through 53 of this report.

GOVERNMENT-WIDE FINANCIAL ANALYSIS

As noted above, net position may serve over time as a useful indicator of the District's financial condition. At the close of the 2018-2019 fiscal year the District's liabilities and deferred inflows exceeded assets and deferred outflows by \$74,032,344. The following table presents condensed information for the *Statement of Net Position (Deficit)* of the District at June 30, 2019 and 2018.

UNIONVILLE-CHADDS FORD SCHOOL DISTRICT

MANAGEMENT'S DISCUSSION AND ANALYSIS – UNAUDITED

June 30, 2019

	Governmental Activities		Business-Type Activities		Totals	
	2019	2018	2019	2018	2019	2018
ASSETS						
Current assets	\$ 38,093,054	\$ 29,593,337	\$ 1,084,104	\$ 1,048,905	\$ 39,177,158	\$ 30,642,242
Noncurrent assets	<u>120,049,088</u>	<u>119,539,699</u>	<u>219,043</u>	<u>208,425</u>	<u>120,268,131</u>	<u>119,748,124</u>
Total assets	<u>158,142,142</u>	<u>149,133,036</u>	<u>1,303,147</u>	<u>1,257,330</u>	<u>159,445,289</u>	<u>150,390,366</u>
DEFERRED OUTFLOWS						
Deferred amounts on						
debt refunding	6,226,450	6,705,408	-	-	6,226,450	6,705,408
Deferred charges – OPEB	2,865,937	498,025	13,135	10,718	2,879,072	508,743
Deferred charges –						
pensions	<u>20,405,411</u>	<u>25,767,777</u>	<u>270,859</u>	<u>341,979</u>	<u>20,676,270</u>	<u>26,109,756</u>
Total deferred outflows	<u>29,497,798</u>	<u>32,971,210</u>	<u>283,994</u>	<u>352,697</u>	<u>29,781,792</u>	<u>33,323,907</u>
LIABILITIES						
Current liabilities	13,813,695	12,483,814	93,354	86,497	13,907,049	12,570,311
Noncurrent liabilities	<u>243,553,746</u>	<u>242,255,758</u>	<u>1,943,015</u>	<u>2,020,065</u>	<u>245,496,761</u>	<u>244,275,823</u>
Total liabilities	<u>257,367,441</u>	<u>254,739,572</u>	<u>2,036,369</u>	<u>2,106,562</u>	<u>259,403,810</u>	<u>256,846,134</u>
DEFERRED INFLOWS						
Deferred credits – OPEB	302,687	278,779	6,481	5,963	309,168	284,742
Deferred credits –						
pensions	<u>3,499,989</u>	<u>862,378</u>	<u>46,458</u>	<u>11,434</u>	<u>3,546,447</u>	<u>873,812</u>
Total deferred inflows	<u>3,802,676</u>	<u>1,141,157</u>	<u>52,939</u>	<u>17,397</u>	<u>3,855,615</u>	<u>1,158,554</u>
NET POSITION (DEFICIT)						
Net investment in capital						
assets	43,500,478	39,536,141	219,043	208,425	43,719,521	39,744,566
Restricted	2,701,461	3,545,393	-	-	2,701,461	3,545,393
Unrestricted (deficit)	<u>(119,732,116)</u>	<u>(116,858,017)</u>	<u>(721,210)</u>	<u>(722,357)</u>	<u>(120,453,326)</u>	<u>(117,580,374)</u>
Total net position (deficit)	<u>\$ (73,530,177)</u>	<u>\$ (73,776,483)</u>	<u>\$ (502,167)</u>	<u>\$ (513,932)</u>	<u>\$ (74,032,344)</u>	<u>\$ (74,290,415)</u>

The District's total assets as of June 30, 2019 were \$159,445,289 of which \$33,610,818 or 21.08% consisted of cash and investments and \$120,268,131 or 75.43% consisted of the District's investment in capital assets. The District's total liabilities as of June 30, 2019 were \$259,403,810 of which \$90,583,696 or 34.92% consisted of general obligation debt used to acquire and construct capital assets, \$138,638,339 or 53.44% consisted of the actuarially determined net pension liability and \$12,392,658 or 4.78% consisted of the actuarially determined OPEB liability.

The District had a deficit in unrestricted net position of \$120,453,326 at June 30, 2019. The District's unrestricted net position decreased by \$2,872,952 during 2018-2019 primarily due to the results of current year operations and the change in the District's actuarially determined net OPEB liability and related OPEB items.

A portion of the District's net position reflects its restricted net position which totaled \$2,701,461 as of June 30, 2019. All of the District's restricted net position related to amounts restricted for capital expenditures.

Another portion of the District's net position reflects its investment in capital assets net of accumulated depreciation less any related debt used to acquire those assets that is still outstanding. The District uses these capital assets to provide services to students; consequently, these assets are not available for future spending. Although the District's investment in its capital assets is reported net of related debt, it should be noted that the resources needed to repay this debt must be provided from other sources, since the capital assets themselves cannot be used to liquidate these liabilities. For the year ended June 30, 2019, the District's net investment in capital assets increased by \$3,974,955 because the debt used to acquire the capital assets was being repaid faster than the capital assets were being depreciated and capital assets were acquired with funding sources other than long-term debt.

UNIONVILLE-CHADDS FORD SCHOOL DISTRICT

MANAGEMENT'S DISCUSSION AND ANALYSIS – UNAUDITED

June 30, 2019

The following table presents condensed information for the *Statement of Activities* of the District for 2019 and 2018:

	Governmental Activities		Business-Type Activities		Totals	
	2019	2018	2019	2018	2019	2018
REVENUES						
Program revenues						
Charges for services	\$ 663,769	\$ 580,166	\$1,458,703	\$1,442,181	\$ 2,122,472	\$ 2,022,347
Operating grants and contributions	12,320,598	11,544,559	373,009	311,141	12,693,607	11,855,700
General revenues						
Property taxes levied for general purposes	67,725,293	66,339,372	-	-	67,725,293	66,339,372
Other taxes levied for general purposes	1,246,256	1,288,815	-	-	1,246,256	1,288,815
Grants and entitlements not restricted to specific programs	4,782,012	4,757,936	-	-	4,782,012	4,757,936
Investment earnings	1,151,108	584,505	31,412	20,466	1,182,520	604,971
Gain (loss) on sale of capital assets	3,391	4,382	-	-	3,391	4,382
Total revenues	<u>87,892,427</u>	<u>85,099,735</u>	<u>1,863,124</u>	<u>1,773,788</u>	<u>89,755,551</u>	<u>86,873,523</u>
EXPENSES						
Instruction	54,598,467	53,248,004	-	-	54,598,467	53,248,004
Instructional student support services	9,204,388	9,194,830	-	-	9,204,388	9,194,830
Administrative and financial support services	6,887,606	7,077,591	-	-	6,887,606	7,077,591
Operation and maintenance of plant services	7,669,770	7,657,925	-	-	7,669,770	7,657,925
Pupil transportation	4,609,985	4,238,219	-	-	4,609,985	4,238,219
Student activities	1,875,945	1,786,913	-	-	1,875,945	1,786,913
Community services	21,306	21,296	-	-	21,306	21,296
Interest and amortization expense related to non-current liabilities	2,778,654	2,972,994	-	-	2,778,654	2,972,994
Food service	-	-	1,851,359	1,913,567	1,851,359	1,913,567
Total expenses	<u>87,646,121</u>	<u>86,197,772</u>	<u>1,851,359</u>	<u>1,913,567</u>	<u>89,497,480</u>	<u>88,111,339</u>
CHANGE IN NET POSITION (DEFICIT)						
	<u>\$ 246,306</u>	<u>\$(1,098,037)</u>	<u>\$ 11,765</u>	<u>\$(139,779)</u>	<u>\$ 258,071</u>	<u>\$(1,237,816)</u>

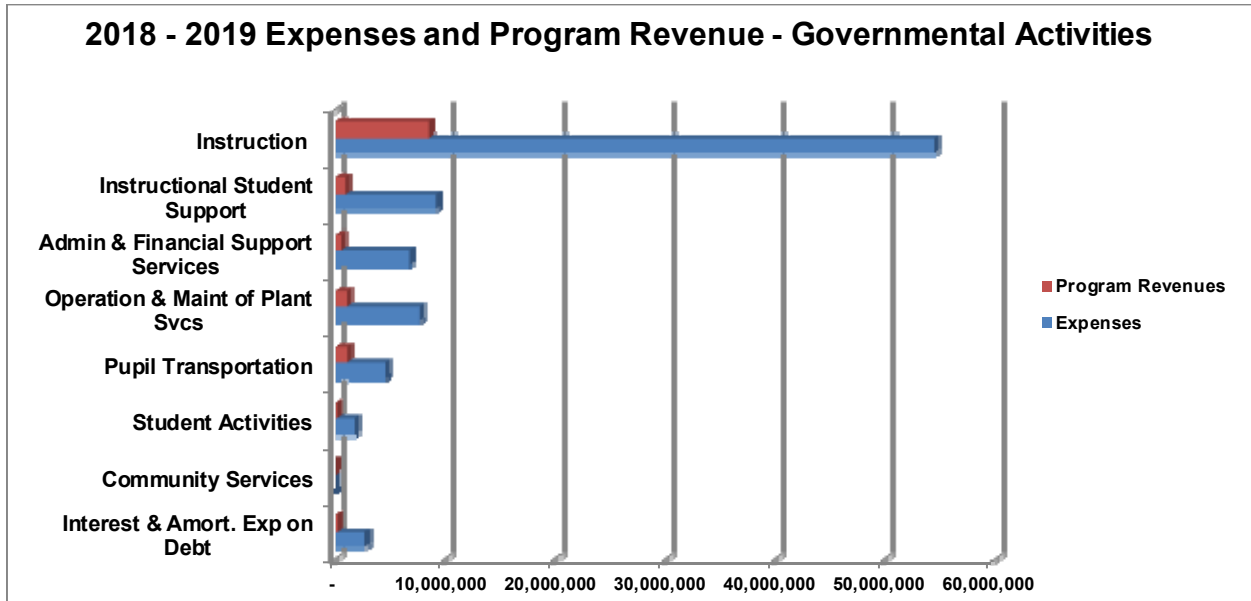
Overall, the District's financial position has been improving but challenges such as increased medical costs, pension contributions, state-mandated programs and negotiated contracts have a potential to offset these gains in future fiscal years. Management of the District continues to aggressively implement cost efficiencies and revenue-generating strategies to combat these factors. In the governmental activities, the District's assessed property tax base drives the majority of the revenue generated. A majority of the District's property tax base is in the form of residential housing whose growth has slowed in recent years. Although more developable open land remains within the District, there is a trend for municipalities and land owners to commit more land to open space and land trusts, thus restricting development. The District is primarily a residential community, but has a property tax base derived from commercial facilities located mostly around the Borough of Kennett Square and at Longwood Centre, which are located just south of the central portion of the District.

UNIONVILLE-CHADDS FORD SCHOOL DISTRICT

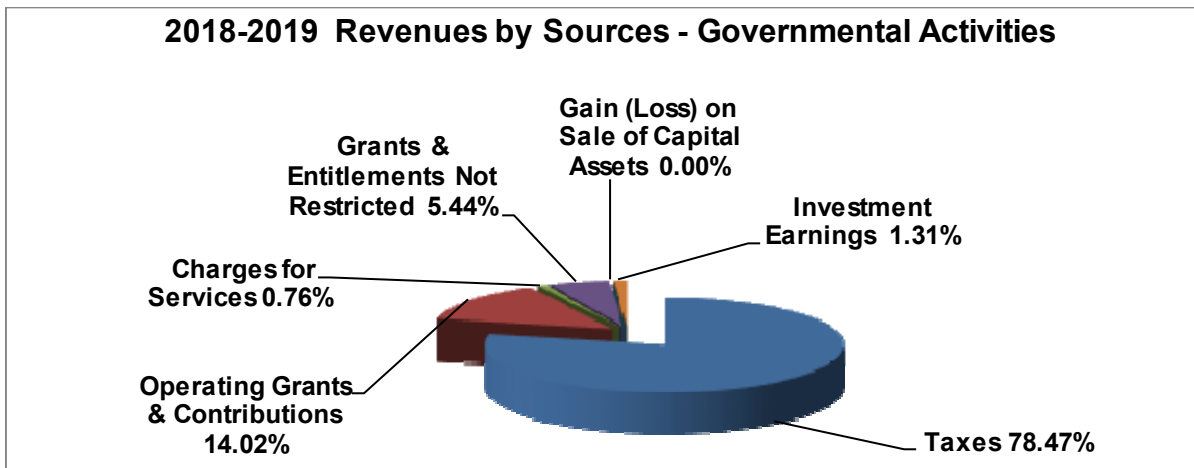
MANAGEMENT'S DISCUSSION AND ANALYSIS – UNAUDITED

June 30, 2019

The *Statement of Activities* provides detail that focuses on how the District finances its services. The *Statement of Activities* compares the costs of the District functions and programs with the resources those functions and programs generate themselves in the form of program revenues. As demonstrated by the following graph, all of the District's governmental activities are not self-supporting.



To the degree that the District's functions or programs cost more than they raise, the *Statement of Activities* shows how the District chose to finance the difference through general revenues. The following chart shows that the District relies on tax revenues to finance its governmental activities.



UNIONVILLE-CHADDS FORD SCHOOL DISTRICT

MANAGEMENT'S DISCUSSION AND ANALYSIS – UNAUDITED

June 30, 2019

GOVERNMENTAL FUNDS

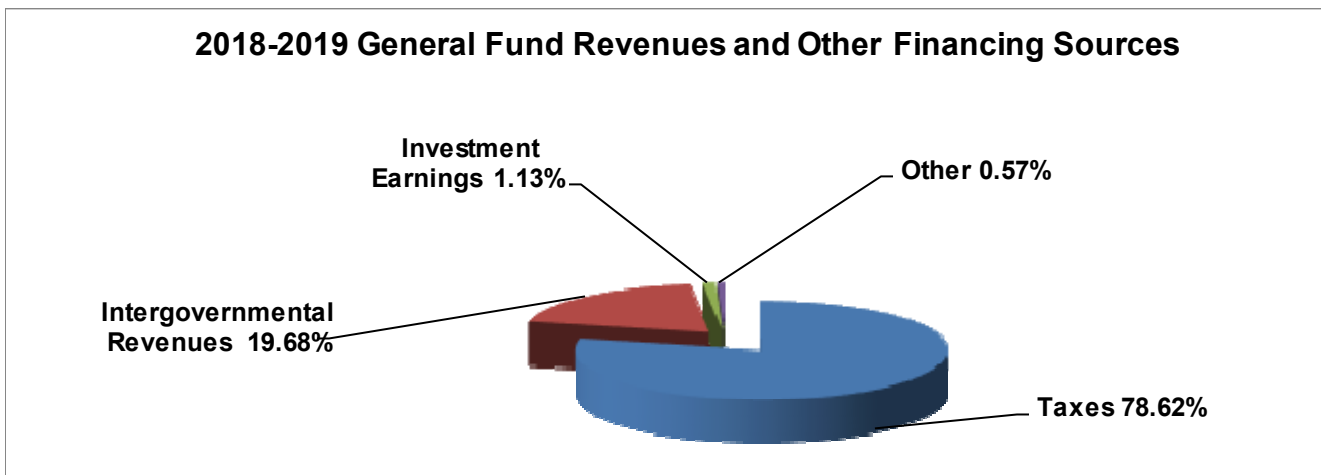
The governmental fund financial statements provide detailed information on the District's major funds. Some funds are required to be established by State statute while other funds are established by the District to manage monies restricted for a specific purpose. As of June 30, 2019, the District's governmental funds reported a combined fund balance of \$19,413,838 which is an increase of \$7,180,469 from the prior year. The following table summarizes the District's total governmental fund balances as of June 30, 2019 and 2018 and the total 2019 change in governmental fund balances.

	<u>2019</u>	<u>2018</u>	<u>Change</u>
General Fund	\$ 8,903,741	\$ 8,687,976	\$ 215,765
Capital Projects Fund	<u>10,510,097</u>	<u>3,545,393</u>	<u>6,964,704</u>
	<u>\$19,413,838</u>	<u>\$12,233,369</u>	<u>\$7,180,469</u>

GENERAL FUND

The General Fund is the District's primary operating fund. At the conclusion of the 2018-2019 fiscal year, the General Fund fund balance was \$8,903,741 representing an increase of \$215,765 from the prior year. The following analysis has been provided to assist the reader in understanding the financial activities of the General Fund during the 2018-2019 fiscal year.

The District's reliance upon tax revenues is demonstrated by the graph below that indicates 78.62% of General Fund revenues are derived from local taxes.



General Fund Revenues and Other Financing Sources

	<u>2019</u>	<u>2018</u>	<u>\$ Change</u>	<u>% Change</u>
Tax revenues	\$69,026,252	\$67,518,853	\$1,507,399	2.23
Intergovernmental revenues	17,280,449	16,465,372	815,077	4.95
Investment earnings	989,782	557,659	432,123	77.49
Other	<u>497,241</u>	<u>427,699</u>	<u>69,542</u>	<u>16.26</u>
	<u>\$87,793,724</u>	<u>\$84,969,583</u>	<u>\$2,824,141</u>	<u>3.32</u>

Net tax revenues increased by \$1,507,399 or 2.23% in 2018-2019 compared to 2017-2018 primarily due to a real estate tax millage increase of 0.35% for Chester County and 6.43% for Delaware County.

UNIONVILLE-CHADDS FORD SCHOOL DISTRICT

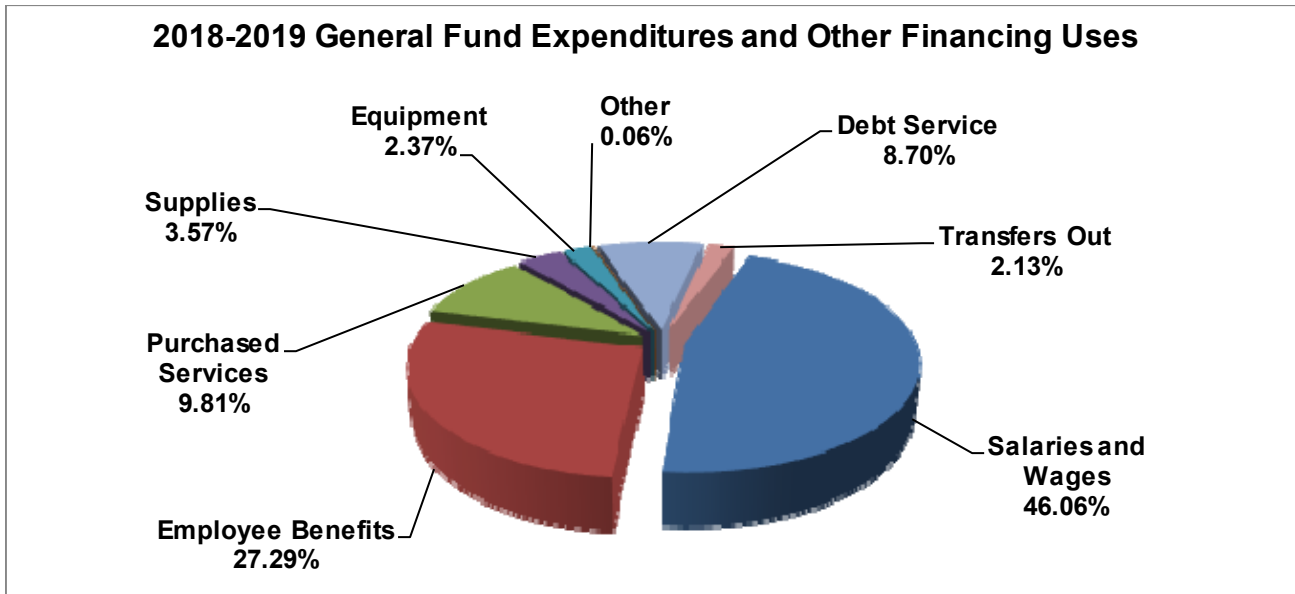
MANAGEMENT'S DISCUSSION AND ANALYSIS – UNAUDITED

June 30, 2019

Intergovernmental revenues increased primarily due to additional funding received for the state retirement subsidy which increased commensurate with the employer annual contribution percentage.

Investment earnings increased significantly compared to the prior year due to current favorable economic conditions.

As the graph below illustrates, the largest portion of General Fund expenditures are for salaries and benefits. The District is an educational service entity and as such is labor intensive.



General Fund Expenditures and Other Financing Uses

	<u>2019</u>	<u>2018</u>	<u>\$ Change</u>	<u>% Change</u>
Salaries and wages	\$40,334,648	\$39,058,965	\$1,275,683	3.27
Employee benefits	23,902,935	23,290,849	612,086	2.63
Purchased services	8,594,870	8,305,024	289,846	3.49
Supplies	3,130,428	2,782,923	347,505	12.49
Equipment	2,076,042	1,222,490	853,552	69.82
Other	55,232	40,484	14,748	36.43
Debt service	7,616,973	7,726,198	(109,225)	(1.41)
Transfers out	1,866,831	2,542,650	(675,819)	(26.58)
	<u>\$87,577,959</u>	<u>\$84,969,583</u>	<u>\$2,608,376</u>	<u>3.07</u>

Salaries and wages increased by \$1,275,683 or 3.27% in 2018-2019 compared to 2017-2018 as a result of scheduled salary increases within the District's collective bargaining agreements negotiated with the various employee groups.

Employee benefits increased primarily due to an increase in the required annual retirement contribution to 33.43% from 32.57% which represents a 2.64% increase over the prior year.

Equipment expenditures increased by \$853,552 or 69.82% in 2018-2019 due to additional information technology equipment purchased in comparison to 2017-2018.

Transfers out consist of transfers to the Capital Projects Fund to subsidize the District's 10 year capital plan.

UNIONVILLE-CHADDS FORD SCHOOL DISTRICT

MANAGEMENT'S DISCUSSION AND ANALYSIS – UNAUDITED

June 30, 2019

CAPITAL PROJECTS FUND

The Capital Projects Fund accounts for construction and renovation activity associated with the District's buildings and major equipment purchases. The Capital Projects Fund receives the majority of its revenues from the issuance of general obligation debt and transfers from the General Fund. During 2018-2019, the Capital Projects Fund reported an increase in fund balance of \$6,964,704 due to debt issuances and amounts transferred from the General Fund in excess of capital expenditures. The remaining fund balance of \$10,510,097 as of June 30, 2019 is restricted for future capital expenditures.

GENERAL FUND BUDGET INFORMATION

The District maintains its financial records and prepares its financial reports on the modified accrual basis of accounting. The District budgets and expends funds according to procedures mandated by the Pennsylvania Department of Education. An annual operating budget is prepared by management and submitted to the School Board for approval prior to the beginning of the fiscal year on July 1 each year. The most significant budgeted fund is the General Fund.

Actual revenues and other financing sources were \$700,184 more than budgeted amounts and actual expenditures and other financing uses were \$474,430 more than budgeted amounts resulting in a net overall positive variance of \$225,754. Major budgetary highlights for 2018-2019 were as follows:

- Actual federal source revenues were \$499,991 more than budgeted amounts primarily due to unbudgeted drawdowns of Medical ACCESS funds.

During 2018-2019, the School Board appropriated \$1,866,831 to be transferred to the Capital Projects Fund to subsidize future capital needs. Budgeted amounts appropriated only \$866,831 to be transferred to the Capital Projects Fund.

BUSINESS-TYPE ACTIVITIES AND FOOD SERVICE FUND

During 2018-2019, the net position of the business-type activities and Food Service Fund increased by \$11,765. As of June 30, 2019, the business-type activities and Food Service Fund had a deficit in net position of \$502,167.

CAPITAL ASSETS

The District's investment in capital assets for its governmental and business-type activities as of June 30, 2019 amounted to \$120,268,131 net of accumulated depreciation. This investment in capital assets includes land, land improvements, buildings and improvements and furniture and equipment. The total increase in the District's investment in capital assets for the current fiscal year was \$520,007 or 0.43%. The increase was the result of capital additions in excess of current year disposals and depreciation.

Current year capital additions were \$5,066,654 and depreciation expense and net disposals were \$4,546,647.

Major capital additions for the current fiscal year included the following:

- Three school buses \$ 264,140
- Information technology equipment – District-wide \$1,001,359
- 10 year capital plan improvements \$3,014,361

NONCURRENT LIABILITIES

At the end of the current fiscal year, the District had total general obligation debt of \$90,583,696 consisting of \$80,150,000 of bonds payable and bond premiums of \$10,433,696. The entire amount is backed by the full faith and credit of the District. General obligation debt was issued to finance capital expenditures or to finance the retirement (refund) of prior obligation debt. The District's general obligation debt increased by \$3,874,730 or 4.47% during the fiscal year.

UNIONVILLE-CHADDS FORD SCHOOL DISTRICT

MANAGEMENT'S DISCUSSION AND ANALYSIS – UNAUDITED

June 30, 2019

State statutes limit the amount of general obligation debt the District may issue up to 225% of its borrowing base capacity which is calculated as the annual arithmetic average of the total revenues for the preceding three fiscal years. The District's outstanding general obligation debt of \$90,583,696 is within the current debt limitation of the District which was \$190,625,288 as of June 30, 2019.

The District reports its allocated portion of its defined benefit unfunded benefit obligation related to its participation in the Pennsylvania State Employee Retirement System ("**PSERS**"). The District's allocated portion of the net pension liability is an actuarially determined estimate of the unfunded cost of the pension plan obligation which totaled \$138,638,339 as of June 30, 2019. The District's net pension liability decreased by \$5,970,661 or 4.13% during the fiscal year.

The District reports a liability for its other post-employment benefits ("**OPEB**") related to its single employer OPEB plan and its participation in the PSERS health insurance premium assistance program. The District's OPEB liability is an actuarially determined estimate of the unfunded cost of the OPEB obligation which totaled \$12,392,658 as of June 30, 2019. The District's OPEB liability increased by \$3,218,087 or 35.08% during the fiscal year.

Other noncurrent liabilities consist of the District's liabilities for compensated absences, accrued severance obligations and early retirement incentive plans, which totaled \$3,882,068 as of June 30, 2019. These liabilities increased by \$98,782 or 2.61% during the fiscal year.

FACTORS BEARING ON THE DISTRICT'S FUTURE

At the time these financial statements were prepared and audited, the District was aware of several existing circumstances that could significantly affect its financial health in the future:

- The District has a negotiated four year contract with the Unionville-Chadds Ford Education Association covering July 1, 2019 through June 30, 2023. The economic package (salaries and fringe benefits) included full step and prep level movement in each year of the contract. The base medical and prescription benefit plans were unchanged from the previous base plans, along with no increase in the employees' premium share for the duration of the agreement, however, new employees would have a base plan of Independence Blue Cross Personal Choice 1020/80/50 with employee premium shares of 0%, 3%, 5% and 7% for the respective four years of the agreement. The prescription plan was also changed from FutureScripts 10/35/50 to FutureScripts 5/50/70 with the \$50 copay being only \$40 if there is no generic drug alternative available. Employee premium share for prescription, dental and vision coverages remained at 10%.
- The District expects the historical trend for greater local tax effort to fund instructional programs and services to continue as state and federal funding for public education is expected to remain limited. Local sources of revenue, primarily property taxes, now support approximately 81% of the costs of educational programs and services in the District while Federal and state pass-through funds make up the balance.
- The District adopted a 2019-2020 budget totaling \$90,261,207 which used \$17,420 of General Fund fund balance as of June 30, 2019 and the real estate tax millage rate was increased by approximately 2.28% for Chester County and 2.23% for Delaware County.
- In 2006, Act 1 was passed which repealed Act 72, which provides taxpayer relief through gambling revenues generated at the State level. The intent of this legislation is to provide a mechanism to relieve the burden of funding public education from property owners. This new legislation has put a "ceiling" on the percentage increase of local real estate taxes that can be levied year-to-year in order to balance the school district budget. Pennsylvania school districts are now required to seek approval through back-end referendum to increase taxes higher than the approved index. This law puts an already increased burden on the District's revenue stream in future years. This legislation introduced certain new requirements on school districts which include the following:

UNIONVILLE-CHADDS FORD SCHOOL DISTRICT

MANAGEMENT'S DISCUSSION AND ANALYSIS – UNAUDITED

June 30, 2019

- ◆ That in the event a school district wishes to increase the property tax millage rate by more than an index annually prescribed by the state (2.30% for Unionville-Chadds Ford School District for 2019-2020), the school district must seek voter approval (known commonly as a "back-end referendum") prior to implementing the millage rate increase. In the event voters do not approve the millage rate increase, the school district must limit its millage rate increase to the index.
- ◆ Certain exceptions are provided under Act 1 that, if approved by the appropriate authority, may permit increases above the Act 1 index without the need for a back-end referendum. Typically, these exceptions relate to emergencies and cost increases in excess of the Act 1 index (e.g., retirement system contributions) over which the school district has no control.
- ◆ Any revenues distributed under the provisions of Act 1 are to be used for the purpose of reducing property taxes for homesteaders and farmsteaders. (Act 1 permitted slot machine gambling in Pennsylvania.)
- In November 2010 and, again, in 2017 legislation was signed into law to implement a series of actuarial and funding changes to the Public School Employees' Retirement System ("**PSERS**"). The 2017 law will not take effect until July of 2019. The law will change the pension plans for all new hires effective July 1, 2019. It does not impact the pension benefits of current or retired PSERS members. Based on available projections, school districts will not see relief from the new legislation until 10-20 years in the future. The employer contribution rate for 2020-2021 is projected at 34.77%. Currently, the employer contribution rate for 2019-2020 is 34.29%.

CONTACTING THE DISTRICT FINANCIAL MANAGEMENT

This financial report is designed to provide a general overview of the District's finances for all those with an interest in the District's finances. Questions concerning any of the information provided in this report or requests for additional financial information should be addressed to the Director of Business and Operations, Unionville-Chadds Ford School District, 740 Unionville Road, Kennett Square, Pennsylvania 19348.

UNIONVILLE-CHADDS FORD SCHOOL DISTRICT

STATEMENT OF NET POSITION (DEFICIT)

June 30, 2019 with summarized comparative totals for 2018

	Governmental	Business-type	Totals	
	Activities	Activities	2019	2018
ASSETS AND DEFERRED OUTFLOWS OF RESOURCES				
CURRENT ASSETS				
Cash	\$ 24,561,809	\$ 848,009	\$ 25,409,818	\$ 17,007,841
Investments	8,201,000	-	8,201,000	8,453,000
Taxes receivable	1,029,555	-	1,029,555	1,093,780
Due from other governments	4,161,214	74,477	4,235,691	3,764,390
Internal balances	(139,844)	139,844	-	-
Other receivables	63,939	-	63,939	89,449
Prepaid expenses and deposits	215,381	-	215,381	215,419
Inventories	-	21,774	21,774	18,363
Total current assets	38,093,054	1,084,104	39,177,158	30,642,242
NONCURRENT ASSETS				
Capital assets, net	120,049,088	219,043	120,268,131	119,748,124
Total assets	158,142,142	1,303,147	159,445,289	150,390,366
DEFERRED OUTFLOWS OF RESOURCES				
Deferred charges on proportionate share of pension	20,405,411	270,859	20,676,270	26,109,756
Deferred charges - OPEB	2,865,937	13,135	2,879,072	508,743
Deferred amounts on debt refunding	6,226,450	-	6,226,450	6,705,408
Total deferred outflows	29,497,798	283,994	29,781,792	33,323,907
LIABILITIES, DEFERRED INFLOWS OF RESOURCES AND NET POSITION (DEFICIT)				
CURRENT LIABILITIES				
Accounts payable	2,403,728	110	2,403,838	1,619,576
Accrued salaries, payroll withholdings and benefits	11,139,789	17,358	11,157,147	10,612,442
Accrued interest payable	270,178	-	270,178	265,488
Unearned revenue	-	75,886	75,886	72,805
Total current liabilities	13,813,695	93,354	13,907,049	12,570,311
NONCURRENT LIABILITIES				
Due within one year	6,319,866	-	6,319,866	5,537,588
Due in more than one year	237,233,880	1,943,015	239,176,895	238,738,235
Total noncurrent liabilities	243,553,746	1,943,015	245,496,761	244,275,823
Total liabilities	257,367,441	2,036,369	259,403,810	256,846,134
DEFERRED INFLOWS OF RESOURCES				
Deferred credits - OPEB	302,687	6,481	309,168	284,742
Deferred credits on proportionate share of pension	3,499,989	46,458	3,546,447	873,812
Total deferred inflows	3,802,676	52,939	3,855,615	1,158,554
NET POSITION (DEFICIT)				
Net investment in capital assets	43,500,478	219,043	43,719,521	39,744,566
Restricted	2,701,461	-	2,701,461	3,545,393
Unrestricted (deficit)	(119,732,116)	(721,210)	(120,453,326)	(117,580,374)
Total net position (deficit)	\$ (73,530,177)	\$ (502,167)	\$ (74,032,344)	\$ (74,290,415)

See accompanying notes

UNIONVILLE-CHADDS FORD SCHOOL DISTRICT

STATEMENT OF ACTIVITIES

Year ended June 30, 2019 with summarized comparative totals for 2018

	Program Revenues				Net (Expense) Revenue and Changes in Net Position (Deficit)			
	Expenses	Charges for Services	Operating Grants and Contributions	Capital Grants and Contributions	Governmental Activities	Business-type Activities	Totals	
							2019	2018
GOVERNMENTAL ACTIVITIES								
Instruction	\$ 54,598,467	\$ 460,703	\$ 8,082,775	\$ -	\$ (46,054,989)	\$ -	\$ (46,054,989)	\$ (45,405,673)
Instructional student support	9,204,388	-	1,003,746	-	(8,200,642)	-	(8,200,642)	(8,262,882)
Administrative and financial support services	6,887,606	-	608,555	-	(6,279,051)	-	(6,279,051)	(6,458,497)
Operation and maintenance of plant services	7,669,770	68,291	1,092,495	-	(6,508,984)	-	(6,508,984)	(6,624,984)
Pupil transportation	4,609,985	93,313	1,089,943	-	(3,426,729)	-	(3,426,729)	(3,024,828)
Student activities	1,875,945	41,462	167,572	-	(1,666,911)	-	(1,666,911)	(1,631,108)
Community services	21,306	-	-	-	(21,306)	-	(21,306)	(21,296)
Interest and amortization expense related to noncurrent liabilities	2,778,654	-	275,512	-	(2,503,142)	-	(2,503,142)	(2,643,779)
Total governmental activities	87,646,121	663,769	12,320,598	-	(74,661,754)	-	(74,661,754)	(74,073,047)
BUSINESS-TYPE ACTIVITIES								
Food service	1,851,359	1,458,703	373,009	-	-	(19,647)	(19,647)	(160,245)
Total primary government	\$ 89,497,480	\$ 2,122,472	\$ 12,693,607	\$ -	(74,661,754)	(19,647)	(74,681,401)	(74,233,292)
GENERAL REVENUES								
Property taxes levied for general purposes					67,725,293	-	67,725,293	66,339,372
Other taxes levied for general purposes					1,246,256	-	1,246,256	1,288,815
Grants and entitlements not restricted to specific programs					4,782,012	-	4,782,012	4,757,936
Investment earnings					1,151,108	31,412	1,182,520	604,971
Gain (loss) on sale of capital assets					3,391	-	3,391	4,382
Total general revenues					74,908,060	31,412	74,939,472	72,995,476
CHANGE IN NET POSITION (DEFICIT)					246,306	11,765	258,071	(1,237,816)
NET POSITION (DEFICIT)								
Beginning of year					(73,776,483)	(513,932)	(74,290,415)	(73,052,599)
End of year					\$ (73,530,177)	\$ (502,167)	\$ (74,032,344)	\$ (74,290,415)

See accompanying notes

UNIONVILLE-CHADDS FORD SCHOOL DISTRICT

BALANCE SHEET - GOVERNMENTAL FUNDS

June 30, 2019 with summarized comparative totals for 2018

	General Fund	Capital Projects Fund	Totals	
			2019	2018
ASSETS				
Cash	\$ 13,861,223	\$ 10,366,607	\$ 24,227,830	\$ 15,731,132
Investments	4,451,000	-	4,451,000	4,703,000
Taxes receivable	1,029,555	-	1,029,555	1,093,780
Due from other funds	-	1,016,339	1,016,339	1,676,237
Due from other governments	4,161,214	-	4,161,214	3,736,353
Other receivables	63,939	-	63,939	89,449
Prepaid items	4,253	-	4,253	4,291
Total assets	\$ 23,571,184	\$ 11,382,946	\$ 34,954,130	\$ 27,034,242
LIABILITIES, DEFERRED INFLOWS OF RESOURCES AND FUND BALANCES				
LIABILITIES				
Accounts payable	\$ 1,530,879	\$ 872,849	\$ 2,403,728	\$ 1,619,576
Due to other funds	1,752,946	-	1,752,946	2,196,356
Accrued salaries, payroll withholdings and benefits	10,699,327	-	10,699,327	10,245,947
Total liabilities	13,983,152	872,849	14,856,001	14,061,879
DEFERRED INFLOWS OF RESOURCES				
Unavailable revenues - property taxes	684,291	-	684,291	738,994
FUND BALANCES				
Nonspendable				
Prepaid items	4,253	-	4,253	4,291
Resticted for				
Capital projects	-	10,510,097	10,510,097	3,545,393
Committed to				
Compensated absences	844,485	-	844,485	825,435
Accrued severance	2,579,300	-	2,579,300	2,571,241
Balance 2018-2019 budget	-	-	-	9,989
Balance 2019-2020 budget	17,420	-	17,420	-
Unassigned	5,458,283	-	5,458,283	5,277,020
Total fund balances	8,903,741	10,510,097	19,413,838	12,233,369
Total liabilities, deferred inflows of resources and fund balances	\$ 23,571,184	\$ 11,382,946	\$ 34,954,130	\$ 27,034,242

See accompanying notes

UNIONVILLE-CHADDS FORD SCHOOL DISTRICT

RECONCILIATION OF GOVERNMENTAL FUNDS BALANCE SHEET TO NET POSITION (DEFICIT) OF GOVERNMENTAL ACTIVITIES ON THE STATEMENT OF NET POSITION (DEFICIT)

June 30, 2019

TOTAL GOVERNMENTAL FUND BALANCES	\$ 19,413,838
<p>Amounts reported for governmental activities in the statement of net position (deficit) are different because:</p>	
Capital assets used in governmental activities are not financial resources and therefore are not reported in the governmental funds balance sheet.	120,049,088
Deferred outflows of resources and deferred inflows of resources related to pensions and other post-employment benefits are not reported as assets and liabilities in the governmental funds balance sheet.	19,468,672
Deferred outflows of resources for deferred amounts on debt refunding are currently expended in the governmental funds, whereas they are capitalized and amortized over the life of the respective debt in the government-wide statement of net position.	6,226,450
Some of the District's property taxes will be collected after year-end, but are not available soon enough to pay for the current period's expenditures, and therefore are deferred inflows of resources on the governmental funds balance sheet.	684,291
The Internal Service Fund is used by management to charge the cost of health insurance premiums and claims to the General Fund. The assets and liabilities of the District's Internal Service Fund are included in the governmental activities on the government-wide statement of net position (deficit).	4,295,107
Noncurrent liabilities are not due and payable in the current period and therefore are not reported as liabilities in the governmental funds balance sheet.	(243,397,445)
Accrued interest payable on long-term liabilities is included in the statement of net position (deficit), but is excluded from the governmental funds balance sheet until due and payable.	<u>(270,178)</u>
NET POSITION (DEFICIT) OF GOVERNMENTAL ACTIVITIES	<u>\$ (73,530,177)</u>

See accompanying notes

UNIONVILLE-CHADDS FORD SCHOOL DISTRICT

STATEMENT OF REVENUES, EXPENDITURES AND CHANGES IN FUND BALANCES - GOVERNMENTAL FUNDS

Year ended June 30, 2019 with summarized comparative totals for 2018

	General Fund	Capital Projects Fund	Totals	
			2019	2018
REVENUES				
Local sources	\$ 70,737,694	\$ 77,534	\$ 70,815,228	\$ 68,724,152
State sources	15,863,588	-	15,863,588	15,516,987
Federal sources	1,181,131	-	1,181,131	750,908
Total revenues	87,782,413	77,534	87,859,947	84,992,047
EXPENDITURES				
Current				
Instruction	49,843,434	-	49,843,434	47,523,903
Support services	26,507,920	192,906	26,700,826	25,570,802
Operation of noninstructional services	1,742,801	-	1,742,801	1,606,030
Facilities acquisition, construction and improvement services	-	3,983,452	3,983,452	3,163,154
Debt service	7,616,973	-	7,616,973	7,726,198
Total expenditures	85,711,128	4,176,358	89,887,486	85,590,087
EXCESS (DEFICIENCY) OF REVENUES OVER (UNDER) EXPENDITURES	2,071,285	(4,098,824)	(2,027,539)	(598,040)
OTHER FINANCING SOURCES (USES)				
Sale of/compensation for capital assets	11,311	-	11,311	4,382
Issuance of debt	-	8,430,000	8,430,000	-
Issuance of debt - refunding	-	5,170,000	5,170,000	-
Payment of debt - refunding	-	(5,271,598)	(5,271,598)	-
Bond premiums	-	868,295	868,295	-
Transfers in	-	1,866,831	1,866,831	2,542,716
Transfers out	(1,866,831)	-	(1,866,831)	(2,542,716)
Total other financing sources (uses)	(1,855,520)	11,063,528	9,208,008	4,382
NET CHANGE IN FUND BALANCES	215,765	6,964,704	7,180,469	(593,658)
FUND BALANCES				
Beginning of year	8,687,976	3,545,393	12,233,369	12,827,027
End of year	\$ 8,903,741	\$ 10,510,097	\$ 19,413,838	\$ 12,233,369

See accompanying notes

UNIONVILLE-CHADDS FORD SCHOOL DISTRICT

RECONCILIATION OF STATEMENT OF REVENUES, EXPENDITURES AND CHANGES IN FUND BALANCES OF GOVERNMENTAL FUNDS TO CHANGE IN NET POSITION (DEFICIT) OF GOVERNMENTAL ACTIVITIES ON THE STATEMENT OF ACTIVITIES

Year ended June 30, 2019

NET CHANGE IN FUND BALANCES - GOVERNMENTAL FUNDS \$ 7,180,469

Amounts reported for governmental activities in the statement of activities are different because:

Capital outlays are reported in governmental funds as expenditures. However, in the statement of activities, the cost of those assets is allocated over their estimated useful lives and reported as depreciation expense. This is the amount by which capital outlay exceeded depreciation expense and the net book value of disposed assets in the current period.

Capital outlay expenditures	\$ 5,003,116	
Net book value of disposed assets	(7,920)	
Depreciation expense	<u>(4,485,807)</u>	509,389

Because some taxes will not be collected for several months after the District's fiscal year ends, they are not considered as "available" revenues in the governmental funds. Deferred inflows of resources decreased by this amount this year.

Deferred inflows of resources June 30, 2018	(738,994)	
Deferred inflows of resources June 30, 2019	<u>684,291</u>	(54,703)

The Internal Service Fund is used by management to charge the cost of health insurance premiums and claims to the General Fund. The change in net position of the Internal Service Fund is reported with the governmental activities.

83,792

The issuance of long-term debt provides current financial resources to governmental funds, while the repayment of the principal of long-term debt consumes the current financial resources of the governmental funds. Neither transaction, however, has any effect on the change in net assets of governmental activities. Also, governmental funds report the effect of premiums, discounts and similar items when long-term debt is issued, whereas these amounts are deferred and amortized in the statement of activities. This amount is the net effect of these differences in the treatment of long-term debt and related items.

Repayment of bonds payable	9,655,000	
Issuance of debt	(13,600,000)	
Proceeds from bond premiums	(868,295)	
Amortization of bond premiums and deferred amounts on refunding	<u>459,607</u>	(4,353,688)

Some expenses reported in the statement of activities do not require the use of current financial resources, and, therefore are not reported as expenditures in the governmental funds.

Current year change in accrued interest payable	(4,690)	
Change in net pension liability and related deferred inflows and outflows	(2,107,532)	
Current year change in compensated absences	(25,742)	
Current year change in retirement severance/early retirement incentive	(108,072)	
Change in net post-employment benefit (OPEB) liability and related deferred inflows and outflows	<u>(872,917)</u>	<u>(3,118,953)</u>

CHANGE IN NET POSITION (DEFICIT) OF GOVERNMENTAL ACTIVITIES \$ 246,306

See accompanying notes

UNIONVILLE-CHADDS FORD SCHOOL DISTRICT

STATEMENT OF NET POSITION (DEFICIT) - PROPRIETARY FUNDS

June 30, 2019 with summarized comparative totals for 2018

	<u>Major Fund</u>	<u>Internal</u>	<u>Totals</u>	
	<u>Food Service</u>	<u>Service</u>	<u>2019</u>	<u>2018</u>
	<u>Fund</u>	<u>Fund</u>		
ASSETS AND DEFERRED OUTFLOW OF RESOURCES				
CURRENT ASSETS				
Cash	\$ 848,009	\$ 333,979	\$ 1,181,988	\$ 1,276,709
Investments	-	3,750,000	3,750,000	3,750,000
Due from other governments	74,477	-	74,477	28,037
Due from other funds	139,844	596,763	736,607	544,136
Deposits	-	211,128	211,128	211,128
Inventories	21,774	-	21,774	18,363
Total current assets	<u>1,084,104</u>	<u>4,891,870</u>	<u>5,975,974</u>	<u>5,828,373</u>
NONCURRENT ASSETS				
Capital assets, net	219,043	-	219,043	208,425
Total assets	<u>1,303,147</u>	<u>4,891,870</u>	<u>6,195,017</u>	<u>6,036,798</u>
DEFERRED OUTFLOW OF RESOURCES				
Deferred charges - OPEB	13,135	-	13,135	10,718
Deferred charges - pension	270,859	-	270,859	341,979
Total deferred outflows	<u>283,994</u>	<u>-</u>	<u>283,994</u>	<u>352,697</u>
LIABILITIES, DEFERRED INFLOW OF RESOURCES AND NET POSITION				
LIABILITIES				
Accounts payable	110	-	110	-
Due to other funds	-	-	-	24,017
Accrued salaries, payroll withholdings and benefits	17,358	596,763	614,121	557,828
Unearned revenue	75,886	-	75,886	72,805
Total current liabilities	<u>93,354</u>	<u>596,763</u>	<u>690,117</u>	<u>654,650</u>
NONCURRENT LIABILITIES				
OPEB liability	126,853	-	126,853	125,687
Net pension liability	1,816,162	-	1,816,162	1,894,378
Total noncurrent liabilities	<u>1,943,015</u>	<u>-</u>	<u>1,943,015</u>	<u>2,020,065</u>
Total liabilities	<u>2,036,369</u>	<u>596,763</u>	<u>2,633,132</u>	<u>2,674,715</u>
DEFERRED INFLOW OF RESOURCES				
Deferred credits - OPEB	6,481	-	6,481	5,963
Deferred credits - pension	46,458	-	46,458	11,434
Total deferred inflows	<u>52,939</u>	<u>-</u>	<u>52,939</u>	<u>17,397</u>
NET POSITION (DEFICIT)				
Net investment in capital assets	219,043	-	219,043	208,425
Unrestricted (deficit)	(721,210)	4,295,107	3,573,897	3,488,958
	<u>\$ (502,167)</u>	<u>\$ 4,295,107</u>	<u>\$ 3,792,940</u>	<u>\$ 3,697,383</u>

See accompanying notes

UNIONVILLE-CHADDS FORD SCHOOL DISTRICT

STATEMENT OF REVENUES, EXPENSES AND CHANGES IN NET POSITION (DEFICIT) - PROPRIETARY FUNDS

Year ended June 30, 2019 with summarized comparative totals for 2018

	<u>Major Fund</u>	<u>Internal</u>	<u>Totals</u>	
	<u>Food Service Fund</u>	<u>Service Fund</u>	<u>2019</u>	<u>2018</u>
OPERATING REVENUES				
Charges for services	\$ 1,458,703	\$ 7,337,963	\$ 8,796,666	\$ 8,890,739
OPERATING EXPENSES				
Salaries	585,256	-	585,256	571,278
Employee benefits	434,725	7,328,931	7,763,656	7,882,434
Purchased services	-	9,032	9,032	6,950
Supplies	778,458	-	778,458	844,800
Depreciation	52,920	-	52,920	56,663
Total operating expenses	<u>1,851,359</u>	<u>7,337,963</u>	<u>9,189,322</u>	<u>9,362,125</u>
Operating loss	<u>(392,656)</u>	<u>-</u>	<u>(392,656)</u>	<u>(471,386)</u>
NONOPERATING REVENUES				
Earnings on investments	31,412	83,792	115,204	46,347
State sources	143,760	-	143,760	135,311
Federal sources	229,249	-	229,249	175,830
Total nonoperating revenues	<u>404,421</u>	<u>83,792</u>	<u>488,213</u>	<u>357,488</u>
CHANGE IN NET POSITION (DEFICIT)	11,765	83,792	95,557	(113,898)
NET POSITION (DEFICIT)				
Beginning of year	<u>(513,932)</u>	<u>4,211,315</u>	<u>3,697,383</u>	<u>3,811,281</u>
End of year	<u>\$ (502,167)</u>	<u>\$ 4,295,107</u>	<u>\$ 3,792,940</u>	<u>\$ 3,697,383</u>

See accompanying notes

UNIONVILLE-CHADDS FORD SCHOOL DISTRICT

STATEMENT OF CASH FLOWS - PROPRIETARY FUNDS

Year ended June 30, 2019 with summarized comparative totals for 2018

	Major Fund	Internal	Totals	
	Food Service Fund	Service Fund	2019	2018
CASH FLOWS FROM OPERATING ACTIVITIES				
Cash received from charges for services	\$ 1,461,784	\$ -	\$ 1,461,784	\$ 1,444,389
Cash received from assessments made to other funds	-	7,285,336	7,285,336	7,512,998
Cash payments to employees for services	(1,152,981)	-	(1,152,981)	(1,065,309)
Cash payments for insurance claims	-	(7,276,304)	(7,276,304)	(7,506,048)
Cash payments to suppliers for goods and services	(730,734)	-	(730,734)	(797,529)
Cash payments for other operating expenses	-	(9,032)	(9,032)	(6,950)
Net cash used for operating activities	(421,931)	-	(421,931)	(418,449)
CASH FLOWS FROM NONCAPITAL FINANCING ACTIVITIES				
State sources	143,763	-	143,763	135,030
Federal sources	131,781	-	131,781	126,022
Transfers in	-	-	-	-
Net cash provided by noncapital financing activities	275,544	-	275,544	261,052
CASH FLOWS FROM CAPITAL AND RELATED FINANCING ACTIVITIES				
Acquisition of capital assets	(63,538)	-	(63,538)	-
CASH FLOWS FROM INVESTING ACTIVITIES				
Purchase of investments	-	-	-	(50,000)
Earnings on investments	31,412	83,792	115,204	46,347
Net cash provided by (used for) investing activities	31,412	83,792	115,204	(3,653)
Net decrease in cash	(178,513)	83,792	(94,721)	(161,050)
CASH				
Beginning of year	1,026,522	250,187	1,276,709	1,437,759
End of year	\$ 848,009	\$ 333,979	\$ 1,181,988	\$ 1,276,709
Reconciliation of operating loss to net cash provided by (used for) operating activities:				
Operating loss	\$ (392,656)	\$ -	\$ (392,656)	\$ (471,386)
Adjustments to reconcile operating loss to net cash provided by (used for) operating activities				
Depreciation	52,920	-	52,920	56,663
Donated commodities used	51,025	-	51,025	47,347
(Increase) decrease in				
Due from other funds	(139,844)	(52,627)	(192,471)	64,440
Inventories	(3,411)	-	(3,411)	(76)
Deferred outflows	68,703	-	68,703	(807)
Increase (decrease) in				
Accounts payable	110	-	110.00	-
Due to other funds	(24,017)	-	(24,017)	(99,627)
Accrued salaries, payroll withholdings and benefits	3,666	52,627	56,293	(74,435)
Unearned revenue	3,081	-	3,081	2,208
OPEB liability	1,166	-	1,166	(2,697)
Net pension liability	(78,216)	-	(78,216)	57,810
Deferred inflows	35,542	-	35,542	2,111
Net cash used for operating activities	\$ (421,931)	\$ -	\$ (421,931)	\$ (418,449)
SUPPLEMENTAL DISCLOSURE				
Noncash noncapital financing activity				
USDA donated commodities	\$ 51,025	\$ -	\$ 51,025	\$ 47,347

See accompanying notes

UNIONVILLE-CHADDS FORD SCHOOL DISTRICT

STATEMENT OF NET POSITION - FIDUCIARY FUNDS

June 30, 2019

	Private Purpose Trust	Agency
ASSETS		
Cash	\$ 51,331	\$ 407,575
Investments	<u>-</u>	<u>-</u>
	<u>51,331</u>	<u>407,575</u>
 LIABILITIES		
Due to student groups	<u>-</u>	<u>\$ 407,575</u>
 NET POSITION		
Net position held in trust for scholarships	<u>\$ 51,331</u>	

See accompanying notes

UNIONVILLE-CHADDS FORD SCHOOL DISTRICT

STATEMENT OF CHANGES IN NET POSITION - FIDUCIARY FUND

Year ended June 30, 2019 with summarized comparative totals for 2018

	Private-Purpose Trust Fund	
	<u>2019</u>	<u>2018</u>
ADDITIONS		
Local contributions	\$ 48,571	\$ 36,238
DEDUCTIONS		
Scholarships awarded and fees paid	<u>43,459</u>	<u>50,700</u>
CHANGE IN NET POSITION	5,112	(14,462)
NET POSITION		
Beginning of year	<u>46,219</u>	<u>60,681</u>
End of year	<u>\$ 51,331</u>	<u>\$ 46,219</u>

UNIONVILLE-CHADDS FORD SCHOOL DISTRICT

NOTES TO FINANCIAL STATEMENTS

June 30, 2019

(1) SUMMARY OF SIGNIFICANT ACCOUNTING POLICIES

The Unionville-Chadds Ford School District (the "**District**") operates four elementary schools, a middle school and a high school to provide education and related services to the residents of southeastern Chester County in the townships of East Marlborough, West Marlborough, Newlin, Pocopson, Birmingham and Pennsbury and the residents of western Delaware County in the township of Chadds Ford. The District operates under current standards prescribed by the Pennsylvania Department of Education in accordance with the provisions of the School Laws of Pennsylvania as a school district of the third class. The District operates under a locally elected nine-member board form of government (the "**School Board**").

The financial statements of the District have been prepared in accordance with generally accepted accounting principles ("**GAAP**") as applied to governmental units. The Governmental Accounting Standards Board ("**GASB**") is the authoritative standard-setting body for the establishment of governmental accounting and financial reporting principles. The more significant of these accounting policies are as follows:

Reporting Entity

GASB has established the criteria for determining the activities, organizations and functions of government to be included in the financial statements of the reporting entity. In evaluating the District as a reporting entity, management has addressed all potential component units which may or may not fall within the District's accountability. The criteria used to evaluate component units for possible inclusion as part of the District's reporting entity are financial accountability and the nature and significance of the relationship. The District is considered to be an independent reporting entity and has no component units.

Basis of Presentation

Government-Wide Financial Statements

The statement of net position (deficit) and the statement of activities display information about the District as a whole. These statements distinguish between activities that are governmental and those that are considered business-type activities. These statements include the financial activities of the primary government except for fiduciary funds.

The government-wide financial statements are prepared using the economic resources measurement focus and the accrual basis of accounting. Revenues are recorded when earned and expenses are recorded when a liability is incurred, regardless of timing of related cash flow. This is the same approach used in the preparation of the proprietary fund financial statements but differs from the manner in which governmental fund financial statements are prepared as further defined below. Therefore, governmental fund financial statements include a reconciliation with brief explanations to better identify the relationship between the government-wide statements and the statements of governmental funds.

The government-wide statement of net position (deficit) presents the financial position of the District which is the difference between assets and deferred outflows of resources and liabilities and deferred inflows of resources and is classified in one of three components. Net investment in capital assets consists of capital assets net of accumulated depreciation and reduced by the outstanding balances of borrowing attributable to acquiring, constructing or improving those assets. The net position of the District is reported as restricted when constraints placed on net position use is either externally imposed by creditors (such as through debt covenants), grantors, contributors or laws or regulations of other governments or imposed by law through constitutional provisions or enabling legislation. Unrestricted net position (deficit) is the net position that does not meet the definition of "net investment in capital assets" or "restricted net position."

The statement of net position (deficit) includes separate sections for deferred outflows of resources and deferred inflows of resources. Deferred outflows of resources represent a consumption of net position that applies to future periods and so will not be recognized as an outflow of resources (expense) until that time. Deferred inflows of resources represent an acquisition of net position that applies to future periods and so will not be recognized as an inflow of resources (revenue) until that time.

UNIONVILLE-CHADDS FORD SCHOOL DISTRICT

NOTES TO FINANCIAL STATEMENTS

June 30, 2019

The government-wide statement of activities presents a comparison between expenses and program revenues for each function of the business-type activities of the District and for each governmental function. Expenses are those that are specifically associated with a service or program and are therefore clearly identifiable to a particular function. Program revenues include charges paid by the recipients of the goods or services offered by the programs and grants and contributions that are restricted to meeting the operational or capital requirements of a particular function. Revenues which are not classified as program revenues are presented as general revenues. The comparison of program revenues and expenses identifies the extent to which each function is self-financing or draws from the general revenues of the District.

Except for interfund activity and balances between the funds that underlie governmental activities and the funds that underlie business-type activities, which are reported as transfers and internal balances, the effect of interfund activity has been removed from these statements.

Fund Financial Statements

During the school year, the District segregates transactions related to certain District functions or activities in separate funds in order to aid financial management and to demonstrate legal compliance. Fund financial statements report detailed information about the District. The focus of governmental and proprietary fund financial statements is on major funds rather than reporting funds by type. Each major fund is presented in a separate column. Fiduciary fund financial statements are presented by fund type.

Governmental Funds

All governmental funds are accounted for using the modified accrual basis of accounting and the current financial resources measurement focus. Under this basis, revenues are recognized in the accounting period in which they become measurable and available. Expenditures are recognized in the accounting period in which the fund liability is incurred, if measurable. The District reports the following major governmental funds:

The General Fund is the District's primary operating fund. It accounts for all financial resources of the general government, except those required to be accounted for in another fund.

The Capital Projects Fund accounts for financial resources restricted, committed or assigned to be used for capital expenditures or for the acquisition, construction of capital facilities, improvements and/or equipment.

Revenue Recognition

In applying the "susceptible to accrual concept" under the modified accrual basis, revenues are considered to be available when they are collectible within the current period or soon enough thereafter to pay liabilities of the current period. For this purpose, the District considers tax revenue to be available if collected within 60 days of the end of the fiscal period. Deferred inflows of resources are reported in connection with receivables for tax revenues that are not considered to be available to liquidate liabilities of the current period. Revenue from federal, state and other grants designated for payment of specific District expenditures is recognized when the related expenditures are incurred; accordingly, when such funds are received, they are reported as unearned revenues until earned. Other receipts are recorded as revenue when received in cash because they are generally not measurable until actually received.

Expenditure Recognition

The measurement focus of governmental fund accounting is on decreases in net financial resources (expenditures) rather than expenses. Most expenditures are measurable and are recorded when the related fund liability is incurred. However, debt service expenditures, as well as expenditures related to compensated absences, special termination benefits, other post-employment benefits and claims and judgments are recorded only when payment is due. Allocations of costs, such as depreciation and amortization, are not recognized in the governmental funds.

UNIONVILLE-CHADDS FORD SCHOOL DISTRICT

NOTES TO FINANCIAL STATEMENTS

June 30, 2019

Proprietary Funds

Like the government-wide financial statements, proprietary funds are accounted for using the economic resources measurement focus and the accrual basis of accounting. These funds account for operations that are primarily financed by user charges. The economic resource focus concerns determining costs as a means of maintaining the capital investment and management control. Revenues are recognized when they are earned and expenses are recognized when they are incurred. Allocations of certain costs, such as depreciation, are recorded in proprietary funds. The District reports the following proprietary funds:

The Food Service Fund accounts for the revenues and costs of providing meals to students during the school year.

The Internal Service Fund is used to account for the District's self-funded health insurance program.

These funds distinguish operating revenues and expenses from nonoperating items. Operating revenues and expenses generally result from providing services and producing and delivering goods in connection with the proprietary funds' principal ongoing operations. The principal operating revenues of the District's proprietary fund are charges for services. Operating expenses for the District's proprietary fund include payroll, employee benefits, supplies and administrative costs. All revenues or expenses not meeting this definition are reported as nonoperating revenues and expenses.

Fiduciary Funds

Fiduciary funds account for the assets held by the District as a trustee or agent for individuals, private organizations and/or governmental units and are, therefore, not available to support the District's own programs. The District accounts for these assets in a private-purpose trust and agency fund. The private-purpose trust fund accounts for activities in various scholarship accounts, whose sole purpose is to provide annual scholarships to particular students as described by donor stipulations. The agency fund accounts for funds held on behalf of the students in the District. The measurement focus and basis of accounting for the private-purpose trust is the same as for proprietary funds, while the agency fund is custodial in nature (assets equal liabilities) and does not involve measurement of results of operations.

Cash and Cash Equivalents

The District's cash and cash equivalents are considered to be cash on hand, demand deposits and short-term investments with original maturities of three months or less from the date of acquisition.

Investments

Investments are stated at fair value based upon quoted market prices, except for certificates of deposit which are recorded at cost, which approximates fair value.

Interfund Receivables and Payables

Activity between funds that are representative of lending/borrowing arrangements outstanding at the end of the fiscal year are referred to as either "due to/due from other funds" (i.e., the current portion of interfund loans) or "advances to/from other funds" (i.e., the noncurrent portion of interfund loans). Any residual balances outstanding between the governmental activities and business-type activities are reported in the government-wide financial statements as "internal balances."

Property Taxes

Taxes are levied on July 1 and are payable in the following periods:

July 1 – August 31	- Discount period, 2% of gross levy
September 1 – October 31	- Face period
November 1 to collection	- Penalty period, 7.5% of gross levy
January 1	- Lien date

UNIONVILLE-CHADDS FORD SCHOOL DISTRICT

NOTES TO FINANCIAL STATEMENTS

June 30, 2019

The County Board of Assessments determines assessed valuations of property and the District bills and collects its own property taxes. The tax on real estate for public school purposes for fiscal 2018-2019 was 28.51 mills (\$28.51 for \$1,000 of assessed valuation) for Chester County and 25.15 mills (\$25.15 for \$1,000 of assessed valuation) for Delaware County. The District experiences very small losses from uncollectible property taxes. Property taxes constitute a lien against real property and usually can be collected in full when title transfers. Only balances that remain after tax sales are written off each year. Accordingly, an allowance for doubtful accounts has not been established by the District for property taxes receivable.

Taxpayers within the District have the option of paying in three installments. These installments have the following due dates:

Installment One	- August 31
Installment Two	- September 30
Installment Three	- October 31

The discount (two percent) is not applicable to installment payments; however, the penalty (7.5 percent) will be added if second and third installments are paid subsequent to the due dates.

Prepaid Items and Inventories

Certain payments to vendors reflect costs applicable to future accounting periods and are recorded as prepaid items in the government-wide and fund financial statements.

All inventories are valued at the lower of cost (first-in, first-out method) or market.

Unearned Revenues

Unearned revenue arises when assets are recognized before revenue recognition criteria have been satisfied.

Capital Assets

Capital assets, which include property, plant and equipment, are reported in the applicable governmental or business-type activities columns in the government-wide financial statements and the proprietary fund financial statements. Capital assets are defined by the District as assets with an initial individual cost of more than \$10,000 and an estimated useful life in excess of one year. Such assets are recorded at historical cost if purchased or constructed. Donated capital assets are recorded at estimated fair value at the date of donation.

The costs of normal maintenance and repairs that do not add to the value of the asset or materially extend assets' lives are not capitalized.

Major outlays for capital assets and improvements are capitalized as projects are constructed, inclusive of ancillary costs.

Property, plant and equipment (net of salvage value) of the District is depreciated using the straight-line method over the following estimated useful lives: buildings and improvements – 50 years, land improvements – 25 years and furniture and equipment – 5-10 years.

Impairment of Long-Lived Assets

The District evaluates prominent events or changes in circumstances affecting capital assets to determine whether impairment of a capital asset has occurred. A capital asset is generally considered impaired if both (a) the decline in service utility of the capital asset is large in magnitude and (b) the event or change in circumstances is outside the normal life cycle of the capital asset. If a capital asset is considered to be impaired, the amount of impairment is measured by the method that most reflects the decline in service utility of the capital asset at the lower of carrying value or fair value for impaired capital assets that will no longer be used by the District. No impairment losses were recognized in the year ended June 30, 2019.

UNIONVILLE-CHADDS FORD SCHOOL DISTRICT

NOTES TO FINANCIAL STATEMENTS

June 30, 2019

Compensated Absences

District policies permit employees to accumulate earned but unused vacation days. The liability for these compensated absences is recorded as a noncurrent liability in the government-wide financial statements. A liability for these amounts is recorded in the Governmental Funds financial statements only to the extent they have matured, for example, as a result of employee resignation and retirements.

Long-Term Obligations

In the government-wide and proprietary fund financial statements, long-term debt and other long-term obligations are reported as liabilities. Bonds payable are reported net of the applicable bond premium or discount. Bond premiums and discounts are deferred and amortized over the life of the bonds. Deferred amounts on refunding are recorded as a deferred outflow of resources and amortized over the life of the old debt or the life of the new debt, whichever is shorter. All amounts are amortized using the straight-line method.

In the fund financial statements, governmental fund types recognize bond premiums and discounts, as well as bond issuance costs, during the current period. The face amount of debt issued is reported as other financing sources and uses. Premiums received and discounts paid on debt issuances are reported as other financing sources and uses. Issuance costs, whether or not withheld from the actual debt proceeds received, are reported as debt service expenditures except for refundings paid from proceeds which are reported as other financing costs.

Fund Equity

As prescribed by GASB, governmental funds report fund balance in classifications based primarily on the extent to which the District is bound to honor constraints on the specific purposes for which amounts in the fund can be spent. The District reports the following fund balance classifications:

Nonspendable

Nonspendable fund balances are amounts that cannot be spent because they are either (a) not in spendable form – such as inventory or prepaid insurance or (b) legally or contractually required to be maintained intact – such as a trust that must be retained in perpetuity.

Restricted

Restricted fund balances are restricted when constraints placed on the use of resources are either (a) externally imposed by creditors, grantors, contributors or laws or regulations of other governments or (b) imposed by law through constitutional provisions or enabling legislation.

Committed

Committed fund balances are amounts that can only be used for specific purposes determined by a formal action of the District's highest level of decision-making authority, the School Board. Committed amounts cannot be used for any other purpose unless the School Board removes those constraints by taking the same type of formal action (e.g., resolution).

Assigned

Assigned fund balances are amounts that are constrained by the District's intent to be used for specific purposes, but are neither restricted nor committed. Intent is expressed by (a) the Business Administrator or (b) an appointed body (e.g., finance committee) or (c) an official to which the District has delegated the authority to assign, modify or rescind amounts to be used for specific purposes.

UNIONVILLE-CHADDS FORD SCHOOL DISTRICT

NOTES TO FINANCIAL STATEMENTS

June 30, 2019

Assigned fund balance includes (a) all remaining amounts that are reported in governmental funds (other than the General Fund) that are not classified as non-spendable, restricted or committed, and (b) amounts in the General Fund that are intended to be used for a specific purpose. Specific amounts that are not restricted or committed in a special revenue fund or the capital projects fund are assigned for purposes in accordance with the nature of their fund type.

Unassigned

Unassigned fund balance is the residual classification for the General Fund. This classification represents General Fund fund balance that has not been assigned to other funds, and that has not been restricted, committed or assigned to specific purposes within the General Fund.

When both restricted and unrestricted resources are available for use, it is the District's policy to use externally restricted resources first, then unrestricted resources—committed, assigned or unassigned—in order as needed.

The School Board has set a policy to maintain an unassigned General Fund fund balance of not less than 5% and a maximum General Fund fund balance of 8% of the following year's expenditure budget. Unassigned General Fund fund balance in excess of 5% of the following year's expenditure budget may be approved by the School Board for nonrecurring expenditures.

Comparative Data

Comparative totals for the prior year have been presented in the accompanying financial statements in order to provide an understanding of changes in the District's financial position and operations. Certain amounts presented in the prior year have been reclassified in order to be consistent with the current year's presentation. However, presentation of prior year totals by fund and activity type has not been presented in each of the statements since their inclusion would make the statements unduly complex and difficult to read. Summarized comparative information should be read in conjunction with the District's financial statements for the year ended June 30, 2018, from which the summarized information was derived.

Use of Estimates

The preparation of financial statements in conformity with generally accepted accounting principles requires management to make estimates and assumptions that affect certain reported amounts and disclosures. Accordingly, actual results could differ from those estimates.

Implementation of New Accounting Pronouncements

Effective July 1, 2018, the District adopted the provisions of GASB Statement No. 83 "*Certain Asset Retirement Obligations*" and GASB Statement No 88 "*Certain Disclosures Related to Debt, including Direct Borrowings and Direct Placements*".

GASB Statement No. 83 addresses accounting and financial reporting for certain asset retirement obligations ("**AROs**"). An ARO is a legally enforceable liability associated with the retirement of a tangible capital asset. A government that has legal obligations to perform future asset retirement activities related to its tangible capital assets should recognize a liability based on the guidance in GASB Statement No. 83. The implementation of GASB Statement No. 83 had no impact on the financial statements of the District for the year ended June 30, 2019.

The objective of GASB Statement No. 88 is to improve the information that is disclosed in the notes to financial statements related to debt, including direct borrowings and direct placements. It also clarifies which liabilities governments should include when disclosing information related to debt. GASB Statement No. 88 defines debt for purposes of disclosure in notes to financial statements as a liability that arises from a contractual obligation to pay cash (or other assets that may be used in lieu of cash) in one or more payments to settle an amount that is fixed at the date the contractual obligation is established.

UNIONVILLE-CHADDS FORD SCHOOL DISTRICT

NOTES TO FINANCIAL STATEMENTS

June 30, 2019

New Accounting Pronouncements

GASB Statement No. 84, "*Fiduciary Activities*" will be effective for the District for the year ended June 30, 2020. The objective of GASB Statement No. 84 is to improve guidance regarding the identification of fiduciary activities for accounting and financial reporting purposes and how those activities should be reported. GASB Statement No. 84 establishes criteria for identifying fiduciary activities of all state and local governments. The focus of the criteria generally is on (1) whether a government is controlling the assets of the fiduciary activity and (2) the beneficiaries with whom a fiduciary relationship exists. Separate criteria are included to identify fiduciary component units and postemployment benefit arrangements that are fiduciary activities.

GASB Statement No. 87, "*Leases*" will be effective for the District for the year ended June 30, 2021. The objective of GASB Statement No. 87 is to better meet the information needs of financial statement users by improving accounting and financial reporting for leases by governments. GASB Statement No. 87 increases the usefulness of financial statements by requiring recognition of certain lease assets and liabilities for leases that previously were classified as operating leases and recognized as inflows of resources or outflows of resources based on the payment provisions of the contract. It establishes a single model for lease accounting based on the foundational principle that leases are financings of the right to use an underlying asset. Under GASB Statement No. 87, a lessee is required to recognize a lease liability and an intangible right-to-use lease asset, and a lessor is required to recognize a lease receivable and a deferred inflow of resources, thereby enhancing the relevance and consistency of information about leasing activities.

GASB Statement No. 89, "*Accounting for Interest Cost Incurred Before the End of a Construction Period*", will be effective for the District for the year ended June 30, 2021. The objectives of GASB Statement No. 89 are (1) to enhance the relevance and comparability of information about capital assets and the cost of borrowing for a reporting period and (2) to simplify accounting for interest cost incurred before the end of a construction period. GASB Statement No. 89 establishes accounting required for interest cost incurred before the end of a construction period. Such interest costs includes all interest that previously was accounted for in accordance with the requirements of GASB Statement No. 62, "*Codification of Accounting and Financial Reporting Guidance Contained in Pre-November 30, 1989 FASB and AICPA Pronouncements*", which are superseded by GASB Statement No. 89. GASB Statement No. 89 requires that interest cost incurred before the end of a construction period be recognized as an expense in the period in which the cost is incurred for financial statements prepared using the economic resources measurement focus. As a result, interest cost incurred before the end of a construction period will not be included in the historical cost of a capital asset reported in a business-type activity or enterprise fund. GASB Statement

No. 89 also reiterates that in financial statements prepared using the current financial resources measurement focus, interest cost incurred before the end of a construction period should be recognized as an expenditure on a basis consistent with government fund accounting principles.

GASB Statement No. 90, "*Majority Equity Interests – an amendment of GASB Statements No. 14 and No. 61*", will be effective for the District for the year ended June 30, 2020. The primary objects of GASB Statement No. 90 are to improve the consistency and comparability of reporting a government's majority equity interest in a legally separate organization and to improve the relevance of financial statement information for certain component units. It defines a majority equity interest and specifies that a majority equity interest in a legally separate organization should be reported as an investment if a government's holding of the equity interest meets the definition of an investment. A majority equity interest that meets the definition of an investment should be measured using the equity method, unless it is held by a special-purpose government engaged only in fiduciary activities, a fiduciary fund, or an endowment (including permanent and term endowments) or permanent fund. Those governments and funds should measure the majority equity interest at fair value.

UNIONVILLE-CHADDS FORD SCHOOL DISTRICT

NOTES TO FINANCIAL STATEMENTS

June 30, 2019

(2) STEWARDSHIP, COMPLIANCE AND ACCOUNTABILITY

Budgetary Information

An annual budget is adopted prior to the beginning of each year for the General Fund on a modified accrual basis of accounting. The General Fund is the only fund for which a budget is legally required, although project-length financial plans are adopted for the Capital Projects fund.

The District is required to publish notice by advertisement at least once in two newspapers of general circulation in the municipalities in which it is located, and within 20 days of final action, that the proposed budget has been prepared and is available for public inspection at the administrative offices of the District. Notice that public hearings will be held on the proposed operating budget must be included in the advertisement; such hearings are required to be scheduled at least 10 days prior to when final action on adoption is taken by the School Board.

After the legal adoption of the budget, the School Board is required to file a copy of the budget with the Pennsylvania Department of Education by July 31. Additional copies of the budget also are required to be filed with the House Education Committee and the Senate Education Committee by September 15.

Legal budgetary control is maintained at the sub-function/major object level. The School Board may make transfers of funds appropriated in any particular item of expenditure by legislative action in accordance with Pennsylvania School Code. Management may amend the budget at the sub-function/sub-object level without approval from the School Board. Appropriations lapse at the end of the fiscal period. Budgetary information reflected in the financial statements is presented at or below the level of budgetary control and includes the effect of approved budget amendments.

(3) DEPOSITS AND INVESTMENTS

State statutes authorize the District to invest in U.S. Treasury bills, time or share accounts of institutions insured by the Federal Deposit Insurance Corporation or in certificates of deposit when they are secured by proper bond or collateral, repurchase agreements, state treasurer's investment pools or mutual funds.

Deposits

Custodial Credit Risk

Custodial credit risk is the risk that in the event of a bank failure, the government's deposits may not be returned. At June 30, 2019, the carrying amount of the District's deposits was \$25,868,724 and the bank balance was \$26,431,673. The District is required by state statute to deposit funds in depositories that are either banks, banking institutions or trust companies located in the Commonwealth of Pennsylvania. To the extent that such deposits exceed federal insurance, the depositories must pledge as collateral obligations of the United States, Commonwealth of Pennsylvania or any political subdivision. Under Act 72 of 1971, as amended, the depositories may meet this collateralization requirement by pooling appropriate securities to cover all public funds on deposit. Of the bank balance, \$250,000 was covered by federal depository insurance, and \$3,275,176 was collateralized by the District's depositories in accordance with Act 72 and the collateral was held by the depositories' agent in pooled public funds. The remaining cash deposits of the District are in the Pennsylvania School District Liquid Asset Fund ("**PSDLAF**"), Pennsylvania Local Government Investment Trust ("**PLGIT**") and the Pennsylvania Treasurer's Program for Local Governments ("**INVEST**"). Although not registered with the Securities and Exchange Commission and not subject to regulatory oversight, PSDLAF, PLGIT and INVEST act like money market mutual funds in that their objective is to maintain a stable net asset value of \$1 per share, are rated by a nationally recognized statistical rating organization and are subject to independent annual audit. As of June 30, 2019, PSDLAF, PLGIT and INVEST were rated as AAA by a nationally recognized statistical rating agency.

UNIONVILLE-CHADDS FORD SCHOOL DISTRICT

NOTES TO FINANCIAL STATEMENTS

June 30, 2019

Investments

At June 30, 2019, the District had the following investments:

Certificates of deposit and other fixed term deposits due within one year – Collateral held by pledging bank's agent in the District's name	<u>\$8,201,000</u>
--	--------------------

Custodial Credit Risk

For an investment, custodial credit risk is the risk that, in the event of the failure of the counterparty, the District will not be able to recover the value of the investments or collateral security that are in the possession of an outside party. The District had no investment subject to custodial credit risk as of June 30, 2019.

Interest Rate Risk

The District's investment policy limits investment maturities in accordance with state statutes as a means of managing its exposure to fair value losses arising from increasing interest rates.

Credit Risk

The District's investment policy limits its investments that are not backed by the "full faith and credit" of the federal and state government to those with the highest credit rating available for such investments issued by a recognized statistical rating organization.

(4) CAPITAL ASSETS

Capital asset activity for the year ended June 30, 2019 was as follows:

	<u>Beginning Balance</u>	<u>Increases</u>	<u>Decreases</u>	<u>Ending Balance</u>
Governmental activities				
Capital assets not being depreciated				
Land	\$ 9,508,839	\$ -	\$ -	\$ 9,508,839
Construction in progress	<u>419,618</u>	<u>3,014,361</u>	<u>2,373,175</u>	<u>1,060,804</u>
Total capital assets not being depreciated	<u>9,928,457</u>	<u>3,014,361</u>	<u>2,373,175</u>	<u>10,569,643</u>
Capital assets being depreciated				
Land improvements	5,768,507	39,654	-	5,808,161
Buildings and improvements	142,358,878	2,680,786	-	145,039,664
Furniture and equipment	<u>20,624,947</u>	<u>1,641,490</u>	<u>1,551,416</u>	<u>20,715,021</u>
Total capital assets being depreciated	<u>168,752,332</u>	<u>4,361,930</u>	<u>1,551,416</u>	<u>171,562,846</u>
Less accumulated depreciation for				
Land improvements	(2,960,881)	(211,143)	-	(3,172,024)
Buildings and improvements	(43,878,962)	(2,799,703)	-	(46,678,665)
Furniture and equipment	<u>(12,301,247)</u>	<u>(1,474,961)</u>	<u>(1,543,496)</u>	<u>(12,232,712)</u>
Total accumulated depreciation	<u>(59,141,090)</u>	<u>(4,485,807)</u>	<u>(1,543,496)</u>	<u>(62,083,401)</u>
Total capital assets being depreciated, net	<u>109,611,242</u>	<u>(123,877)</u>	<u>7,920</u>	<u>109,479,445</u>
Governmental activities, net	<u>\$119,539,699</u>	<u>\$ 2,890,484</u>	<u>\$ 2,381,095</u>	<u>\$120,049,088</u>

UNIONVILLE-CHADDS FORD SCHOOL DISTRICT

NOTES TO FINANCIAL STATEMENTS

June 30, 2019

Business-type activities

Machinery and equipment	\$ 1,092,486	\$ 63,538	\$ -	\$ 1,156,024
Less accumulated depreciation	<u>(884,061)</u>	<u>(52,920)</u>	<u>-</u>	<u>(936,981)</u>
Business-type activities, net	<u>\$ 208,425</u>	<u>\$ 10,618</u>	<u>\$ -</u>	<u>\$ 219,043</u>

Depreciation expense was charged to functions/programs of the District as follows:

Governmental activities

Instruction	\$2,719,594
Instructional student support	518,470
Administrative and financial support services	341,147
Operation and maintenance of plant services	583,874
Pupil transportation	228,784
Student activities	<u>93,938</u>

Total depreciation expense – governmental activities \$4,485,807

Business-type activities

Food service	<u>\$ 52,920</u>
--------------	------------------

As of June 30, 2019, the District had outstanding construction projects to be completed. Construction commitments and the amounts completed as of June 30, 2019 are as follows:

	<u>Project Amount</u>	<u>Completed Through June 30, 2019</u>	<u>Remaining Commitments</u>
10 Year Capital Plan	<u>\$2,033,538</u>	<u>\$1,060,804</u>	<u>\$972,734</u>

(5) INTERNAL RECEIVABLES, PAYABLES AND TRANSFERS

The composition of interfund balances as of June 30, 2019 is as follows:

<u>Receivable To</u>	<u>Amount</u>	<u>Payable From</u>	<u>Amount</u>
Capital Projects Fund	\$1,016,339	General Fund	\$1,016,339
Food Service Fund	139,844	General Fund	139,844
Internal Service Fund	<u>596,763</u>	General Fund	<u>596,763</u>
	<u>\$1,752,946</u>		<u>\$1,752,946</u>

Interfund balances between funds represent temporary loans recorded at year-end as the result of a final allocation of revenues and expenditures.

A summary of interfund transfers for the year ended June 30, 2019 is as follows:

<u>Transfers In</u>	<u>Amount</u>	<u>Transfers Out</u>	<u>Amount</u>
Capital Projects Fund	<u>\$1,866,831</u>	General Fund	<u>\$1,866,831</u>

Transfers from General Fund to Capital Projects Fund represents transfers to subsidize costs associated with the acquisition of capital assets.

UNIONVILLE-CHADDS FORD SCHOOL DISTRICT

NOTES TO FINANCIAL STATEMENTS

June 30, 2019

(6) NONCURRENT LIABILITIES

The following summarizes the changes in noncurrent liabilities for the year ended June 30, 2019:

	<u>Balance</u> <u>July 1, 2018</u>	<u>Increases</u>	<u>Decreases</u>	<u>Balance</u> <u>June 30, 2019</u>	<u>Amount</u> <u>Due Within</u> <u>One Year</u>
Governmental activities					
General obligation debt					
Bonds payable	\$ 76,205,000	\$ 13,600,000	\$ 9,655,000	\$ 80,150,000	\$5,225,000
Bond premiums	<u>10,503,966</u>	<u>868,295</u>	<u>938,565</u>	<u>10,433,696</u>	<u>938,565</u>
Total general obligation debt	<u>86,708,966</u>	<u>14,468,295</u>	<u>10,593,565</u>	<u>90,583,696</u>	<u>6,163,565</u>
Other noncurrent liabilities					
Compensated absences	938,290	29,257	-	967,547	25,093
Accrued severance/ early retirement incentive	2,844,996	69,525	-	2,914,521	131,208
OPEB liability	3,208,571	3,293,430	130,676	6,371,325	-
OPEB liability – PSERS	5,840,313	54,167	-	5,894,480	-
Net pension liability - PSERS	<u>142,714,622</u>	<u>-</u>	<u>5,892,445</u>	<u>136,822,177</u>	<u>-</u>
Total other noncurrent liabilities	<u>155,546,792</u>	<u>3,446,379</u>	<u>6,023,121</u>	<u>152,970,050</u>	<u>156,301</u>
Total governmental activities	<u>242,255,758</u>	<u>17,914,674</u>	<u>16,616,686</u>	<u>243,553,746</u>	<u>6,319,866</u>
Business-type activities					
OPEB liability – PSERS	125,687	1,166	-	126,853	-
Net pension liability - PSERS	<u>1,894,378</u>	<u>-</u>	<u>78,216</u>	<u>1,816,162</u>	<u>-</u>
Total business-type activities	<u>2,020,065</u>	<u>1,166</u>	<u>78,216</u>	<u>1,943,015</u>	<u>-</u>
Total noncurrent liabilities	<u>\$244,275,823</u>	<u>\$17,915,840</u>	<u>\$16,694,902</u>	<u>\$245,496,761</u>	<u>\$6,319,866</u>

Noncurrent liabilities of governmental activities are generally liquidated by the General Fund, while noncurrent liabilities of the business-type activities are liquidated by the Food Service Fund.

(7) GENERAL OBLIGATION DEBT

General obligation debt is a direct obligation of the District for which full faith and credit are pledged and is payable from unrestricted local sources. The District has not pledged any assets as collateral for general obligation debt. General obligation debt was issued to finance capital expenditures or to finance the retirement (refund) of prior general obligation debt.

General obligation debt outstanding as of June 30, 2019 consisted of the following:

<u>Description</u>	<u>Interest</u> <u>Rate(s)</u>	<u>Original</u> <u>Issue</u> <u>Amount</u>	<u>Final</u> <u>Maturity</u>	<u>Principal</u> <u>Outstanding</u>
Series of 2010AA	1.00% - 3.00%	\$7,780,000	04/01/2022	\$ 630,000
Series of 2015	2.00% - 4.00%	\$19,800,000	06/01/2025	8,910,000
Series of 2016	0.65% - 5.00%	\$57,950,000	06/01/2032	57,010,000
Series of 2019	2.00% - 4.00%	\$8,430,000	06/01/2033	8,430,000
Series of 2019A	3.00% - 4.00%	\$5,170,000	06/01/2022	<u>5,170,000</u>
Total general obligation debt				<u>\$80,150,000</u>

UNIONVILLE-CHADDS FORD SCHOOL DISTRICT

NOTES TO FINANCIAL STATEMENTS

June 30, 2019

Annual debt service requirements to maturity on these obligations are as follows:

<u>Year ending June 30,</u>	<u>Principal Maturities</u>	<u>Interest Maturities</u>	<u>Total Maturities</u>
2020	\$ 5,225,000	\$ 3,260,386	\$ 8,485,386
2021	5,370,000	3,112,326	8,482,326
2022	5,505,000	2,905,138	8,410,138
2023	5,700,000	2,745,963	8,445,963
2024	5,850,000	2,591,163	8,441,163
2025-2029	33,495,000	8,763,248	42,258,248
2030-2033	<u>19,005,000</u>	<u>1,450,300</u>	<u>20,455,300</u>
	<u>\$ 80,150,000</u>	<u>\$24,828,524</u>	<u>\$104,978,524</u>

Series 2019 General Obligation Bonds

On May 1, 2019, the District issued \$8,430,000 of general obligation bonds, Series of 2019, the proceeds from which will be used to provide the District with funding to support various capital projects and to pay for the costs of issuance.

Series A of 2019 General Obligation Bonds

On May 1, 2019, the District issued \$5,170,000 of general obligation bonds, Series A of 2019, the proceeds from which were used to currently refund a portion of the District's outstanding general obligation notes, Series of 2009 and to pay for the costs of issuance. The District currently refunded the general obligation notes to reduce future debt service payments by \$181,894.

(8) ACCRUED SEVERANCE AND EARLY RETIREMENT INCENTIVES

Upon retirement and 10 years of continuous service with the District or upon resignation and 15 years of continuous service with the District, a professional employee will receive a severance payment equal to the employee's highest base salary multiplied by the number of years of service with the District which is then multiplied by ½ percent.

Support staff employees at retirement are eligible to receive a severance payment equal to the employee's highest base salary multiplied by the number of years of service with the District which is then multiplied by ½ percent for employees with 10 years of continuous service and 1 percent for employees with 15 years of service. Additionally, support staff employees with 20 years of continuous service with the District and not eligible for Medicare are eligible for an early retirement incentive of \$1,000 for three years to be used as a medical insurance contribution to defray the cost of the employee's medical insurance purchased through District's plan.

Upon retirement, administrators with 10 years of continuous service with the District are eligible to receive a severance payment equal to the employee's highest base salary multiplied by the number of years of service with the District which is then multiplied by 1 percent. Additionally, administrators with 10 years of continuous service with the District and hired before July 1, 2010 are eligible for a \$2,500 credit toward their health insurance until age 65 or a \$25,000 contribution into the administrators' 403(b) account.

(9) OTHER POST-EMPLOYMENT BENEFITS

Single-Employer Defined Benefit OPEB Plan

The District's other post-employment benefits include a single-employer defined benefit plan that provides medical insurance to certain eligible retirees and their spouse and dependents. The School Board has the authority to establish and amend benefit provisions. The plan does not issue any financial report and is not included in the report of any public employee retirement system or any other entity.

UNIONVILLE-CHADDS FORD SCHOOL DISTRICT

NOTES TO FINANCIAL STATEMENTS

June 30, 2019

OPEB Plan Membership

Membership in the OPEB plan consisted of the following at June 30, 2019:

Active plan members	499
Inactive plan members entitled to but not yet receiving benefit payments	-
Inactive plan members or beneficiaries currently receiving benefit payments	<u>30</u>
Total	<u>529</u>

Funding Policy

The District's contributions are funded on a pay-as-you-go basis. The contribution requirements of retirees are established and may be amended by the School Board.

OPEB Liability

The District's OPEB liability has been measured as of June 30, 2019. The total OPEB liability was determined by an actuarial valuation as of July 1, 2019, and by rolling forward the liabilities from the June 30, 2018 actuarial valuation through the measurement date. No significant events or changes in assumptions occurred between the valuation date and the fiscal year end. The OPEB liability is \$6,371,325, all of which is unfunded. As of June 30, 2019, the OPEB liability of \$6,371,325 is related to the governmental funds and is recorded in the governmental activities in the government-wide statement of net position.

The District's change in its OPEB liability for the year ended June 30, 2019 was as follows:

Balance as of July 1, 2018	<u>\$3,208,571</u>
Changes for the year	
Service cost	338,259
Interest on total OPEB liability	104,445
Differences between expected and actual experience	1,451,010
Change of assumptions	1,399,716
Benefit payments	<u>(130,676)</u>
Net changes	<u>3,162,754</u>
Balance as of June 30, 2019	<u>\$6,371,325</u>

OPEB Expense, and Deferred Outflows of Resources and Deferred Inflows of Resources Related to OPEB

For the year ended June 30, 2019, the District recognized OPEB expense of \$896,744. At June 30, 2019, the District had deferred inflows and outflows of resources related to the OPEB plan from the following sources:

	<u>Deferred Outflows of Resources</u>	<u>Deferred Inflows of Resources</u>
Differences between expected and actual experience	\$1,148,085	\$1,521
Changes in assumptions	<u>1,107,500</u>	<u>-</u>
	<u>\$2,255,585</u>	<u>\$1,521</u>

Amounts reported as deferred outflows of resources and deferred inflows of resources related to pensions will be recognized in OPEB expense as follows:

UNIONVILLE-CHADDS FORD SCHOOL DISTRICT

NOTES TO FINANCIAL STATEMENTS

June 30, 2019

Year ended June 30:

2020	\$ 594,994
2021	594,994
2022	594,994
2023	470,015
2024	(147)
Thereafter	<u>(786)</u>
	<u>\$2,254,064</u>

Sensitivity of the OPEB Liability to Change in Healthcare Cost Trend Rates

The following presents the OPEB liability for June 30, 2019, calculated using current healthcare cost trends as well as what the OPEB liability would be if health cost trends were 1-percentage point lower or 1-percentage point higher than the current rate:

	<u>1% Decrease</u>	<u>Trend Rate</u>	<u>1% Increase</u>
OPEB liability	<u>\$5,535,547</u>	<u>\$6,371,325</u>	<u>\$7,317,617</u>

Sensitivity of the OPEB Liability to Changes in the Discount Rate

The following presents the net OPEB liability of the District calculated using the discount rate of 3.50%, as well as what the OPEB liability would be if it were calculated using the discount rate that is one percentage point lower (2.50%) or 1 percentage point higher (4.50%) than the current rate:

	<u>1% Decrease</u>	<u>Current Discount Rate</u>	<u>1% Increase</u>
	<u>2.50%</u>	<u>3.50%</u>	<u>4.50%</u>
OPEB Liability	<u>\$6,900,182</u>	<u>\$6,371,325</u>	<u>\$5,906,078</u>

Actuarial Methods and Significant Assumptions

The OPEB Liability as of June 30, 2019, was determined by rolling forward the OPEB Liability as of July 1, 2018 to June 30, 2019 using the following actuarial assumptions, applied to all periods included in the measurement:

- Actuarial cost method – entry age normal
- Discount rate – 3.50% - 20 Year High-Grade Municipal Rate Index
- Salary growth – 3.00% annually.
- Assumed healthcare cost trends – 5.50% decreasing to 4.70% in 2059/60+.
- Mortality rates were based on the PubT.H.2000 Employee and Healthy Annuitant mortality tables for males and females, adjusted to reflect experience and projected using a modified version of the MP-2018 mortality improvement scale.

Cost Sharing Multiple-Employer Defined Benefit OPEB Plan

PSERS provides health insurance premium assistance which, is a governmental cost sharing, multiple-employer OPEB plan for all eligible retirees who qualify and elect to participate. Employer contribution rates for health insurance premium assistance are established to provide reserves in the health insurance account that are sufficient for the payment of health insurance premium assistance benefits for each succeeding year. Effective January 1, 2002 under the provisions of Act 9 of 2001, participating eligible retirees are entitled to receive premium assistance payments equal to the lesser of \$100 per month or their out-of-pocket monthly health insurance premium. To receive premium assistance, eligible retirees must obtain their health insurance through either their school employer or the PSERS' health options program. As of June 30, 2018, there were no assumed future benefit increases to participating eligible retirees.

UNIONVILLE-CHADDS FORD SCHOOL DISTRICT

NOTES TO FINANCIAL STATEMENTS

June 30, 2019

Retirees of PSERS can participate in the health insurance premium assistance program if they satisfy the following criteria:

- Have 24 ½ or more years of service, or
- Are a disability retiree, or
- Have 15 or more years of service and retired after reaching superannuation age, and
- Participate in the PSERS' health options program or employer-sponsored health insurance program.

Benefits Provided

Participating eligible retirees are entitled to receive premium assistance payments equal to the lesser of \$100 per month or their out-of-pocket monthly health insurance premium. To receive premium assistance, eligible retirees must obtain their health insurance through either their school employer or the PSERS' health options program. As of June 30, 2018, there were no assumed future benefit increases to participating eligible retirees.

Employer Contributions

The District's contractually required contribution rate for the fiscal year ended June 30, 2019 was 0.83% of covered payroll, actuarially determined as an amount that, when combined with employee contributions, is expected to finance the costs of benefits earned by employees during the year, with an additional amount to finance any unfunded accrued liability. Contributions to the OPEB plan from the District were \$328,812 for the year ended June 30, 2019.

OPEB Liabilities, OPEB Expense, and Deferred Outflows of Resources and Deferred Inflows of Resources Related to OPEB

At June 30, 2019, the District reported a liability of \$6,021,333 for its proportionate share of the net OPEB liability. The net OPEB liability was measured as of June 30, 2018, and the total OPEB liability used to calculate the net OPEB liability was determined by rolling forward PSERS' total OPEB liability as of June 30, 2017 to June 30, 2018. The District's proportion of the net OPEB liability was calculated utilizing the employer's one-year reported covered payroll as it relates to the total one-year reported covered payroll. At June 30, 2018, the District's proportion was 0.2888 percent, which was a decrease of 0.0040 percent from its proportion measured as of June 30, 2017. As of June 30, 2019, the OPEB liability of \$5,894,480 is related to the governmental funds and is recorded in the governmental activities in the government-wide statement of net position (deficit) and the remaining \$126,853 of the OPEB liability is recorded as a liability in the proprietary fund statement of net position, and in the business-type activities in the government-wide statement of net position (deficit).

For the year ended June 30, 2019, the District recognized OPEB expense of \$323,000. At June 30, 2019, the District reported deferred outflows of resources and deferred inflows of resources related to OPEB from the following sources:

	<u>Deferred Outflows of Resources</u>	<u>Deferred Inflows of Resources</u>
Net difference between expected and actual experience	\$ 37,177	\$ -
Changes in assumptions	95,195	228,175
Net difference between projected and actual investment earnings	10,161	-
Changes in proportions	152,142	72,857
Difference between employer contributions and their proportionate share of total contributions	-	6,615
Contributions subsequent to the measurement date	<u>328,812</u>	<u>-</u>
	<u>\$623,487</u>	<u>\$307,647</u>

UNIONVILLE-CHADDS FORD SCHOOL DISTRICT

NOTES TO FINANCIAL STATEMENTS

June 30, 2019

\$328,812 reported as deferred outflows of resources related to OPEB resulting from District contributions subsequent to the measurement date will be recognized as a reduction of the net OPEB liability in the year ended June 30, 2019. Other amounts reported as deferred outflows of resources and deferred inflows of resources related to OPEB will be recognized in OPEB expense as follows:

Year ended June 30:

2020	\$ (4,354)
2021	(4,354)
2022	(4,353)
2023	(4,541)
2024	(5,290)
Thereafter	<u>9,920</u>
	<u><u>\$ (12,972)</u></u>

Actuarial Assumptions

The OPEB liability as of June 30, 2018, was determined by rolling forward the PSERS' OPEB liability as of June 30, 2017 to June 30, 2018 using the following actuarial assumptions, applied to all periods included in the measurement:

- Actuarial cost method - entry age normal - level % of pay
- Investment return – 2.98% - Standard & Poor's 20-year municipal bond rate
- Salary growth - Effective average of 5.00%, comprised of inflation of 2.75% and 2.25% for real wage growth and for merit or seniority increases.
- Premium assistance reimbursement is capped at \$1,200 per year.
- Assumed healthcare cost trends were applied to retirees with less than \$1,200 in premium assistance per year.
- Mortality rates were based on the RP-2014 mortality tables for males and females, adjusted to reflect PSERS' experience and projected using a modified version of the MP-2015 mortality improvement scale.

Participation rate:

- Eligible retirees will elect to participate pre age 65 at 50%
- Eligible retirees will elect to participate post age 65 at 70%

The actuarial assumptions used in the June 30, 2018 valuation were based on the results of an actuarial experience study that was performed for the five-year period June 30, 2016.

The following assumptions were used to determine the contribution rate:

- The results of the actuarial valuation as of June 30, 2016 determined the employer contribution rate for fiscal year 2018.
- Cost method - amount necessary to assure solvency of premium assistance through the third fiscal year after the valuation date.
- Asset valuation method: market value.
- Participation rate: 63% of eligible retirees are assumed to elect premium assistance.
- Mortality rates and retirement ages were based on the RP-2000 combined healthy annuitant tables with age set back 3 for both males and females for healthy annuitants and for dependent beneficiaries. For disabled annuitants, the RP-2000 combined disabled tables with age set back 7 years for males and 3 years for females and disabled annuitants. (A unisex table based on the RP-2000 combined healthy annuitant tables with age set back 3 years for both genders assuming the population consists of 25% males and 75% females is used to determine actuarial equivalent benefits.)

UNIONVILLE-CHADDS FORD SCHOOL DISTRICT

NOTES TO FINANCIAL STATEMENTS

June 30, 2019

Investments consist primarily of short term assets designed to protect the principal of the OPEB plan assets. The expected rate of return on OPEB plan investments was determined using the OPEB asset allocation policy and best estimates of geometric real rates of return for each asset class.

The OPEB plan's policy in regard to the allocation of invested plan assets is established and may be amended by the Board. Under the program, as defined in the retirement code employer contribution rates for health insurance premium assistance are established to provide reserves in the health insurance account that are sufficient for the payment of health insurance premium assistance benefits for each succeeding year.

<u>OPEB – Asset Class</u>	<u>Target Allocation</u>	<u>Long-Term Expected Real Rate of Return</u>
Cash	5.9%	0.03%
US Core Fixed Income	92.8%	1.20%
Non-US Developed Fixed	<u>1.3%</u>	0.40%
	<u>100.00%</u>	

The above was the Board's adopted asset allocation policy and best estimates of geometric real rates of return for each major asset class as of June 30, 2018.

Discount Rate

The discount rate used to measure the OPEB liability was 2.98%. Under the OPEB plan's funding policy, contributions are structured for short term funding of health insurance premium assistance. The funding policy sets contribution rates necessary to assure solvency of health insurance premium assistance through the third fiscal year after the actuarial valuation date. The health insurance premium assistance account is funded to establish reserves that are sufficient for the payment of health insurance premium assistance benefits for each succeeding year. Due to the short term funding policy, the OPEB plan's fiduciary net position was not projected to be sufficient to meet projected future benefit payments, therefore the OPEB plan is considered a "pay-as-you-go" plan. A discount rate of 2.98% which represents the Standard & Poor's 20 year municipal bond rate at June 30, 2018, was applied to all projected benefit payments to measure the total OPEB liability.

Sensitivity of District's Proportionate Share of the Net OPEB Liability to Change in Healthcare Cost Trend Rates

Healthcare cost trends were applied to retirees receiving less than \$1,200 in annual health insurance premium assistance. As of June 30, 2018, retirees health insurance premium assistance benefits are not subject to future healthcare cost increases. The healthcare insurance premium assistance reimbursement for qualifying retirees is capped at a maximum of \$1,200. The actual number of retirees receiving less than the \$1,200 per year cap is a small percentage of the total population and has a minimal impact on healthcare cost trends as depicted below.

The following presents the net OPEB liability for June 30, 2018, calculated using current healthcare cost trends as well as what net OPEB liability would be if health cost trends were 1-percentage point lower or 1-percentage point higher than the current rate:

	<u>1% Decrease</u>	<u>Trend Rate</u>	<u>1% Increase</u>
District's proportionate share of the net OPEB liability	<u>\$6,020,143</u>	<u>\$6,021,333</u>	<u>\$6,022,286</u>

UNIONVILLE-CHADDS FORD SCHOOL DISTRICT

NOTES TO FINANCIAL STATEMENTS

June 30, 2019

Sensitivity of the District's Proportionate Share of the Net OPEB Liability to Changes in the Discount Rate

The following presents the net OPEB liability, calculated using the discount rate of 2.98%, as well as what the net OPEB liability would be if it were calculated using a discount rate that is 1-percentage point lower (1.98%) or 1-percentage-point higher (3.98%) than the current rate:

	<u>1% Decrease</u> <u>1.98%</u>	<u>Current</u> <u>Discount</u> <u>Rate</u> <u>2.98%</u>	<u>1% Increase</u> <u>3.98%</u>
District's proportionate share of the net OPEB liability	<u>\$6,847,789</u>	<u>\$6,021,333</u>	<u>\$5,335,317</u>

OPEB Plan Fiduciary Net Position

Detailed information about PSERS' fiduciary net position is available in PSERS Comprehensive Annual Financial Report which can be found on PSERS's website at www.psers.pa.gov.

(10) PENSION PLAN

For purposes of measuring the net pension liability, deferred outflows of resources and deferred inflows of resources related to pensions, and pension expense, information about the fiduciary net position of the Public School Employees Retirement System ("**PSERS**") and additions to/deductions from PSERS's fiduciary net position have been determined on the same basis as they are reported by PSERS. For this purpose, benefit payments (including refunds of employee contributions) are recognized when due and payable in accordance with the benefit terms.

Plan Description

PSERS is a governmental cost-sharing multi-employer defined benefit pension plan that provides retirement benefits to public school employees of the Commonwealth of Pennsylvania. The members eligible to participate in the system include all full-time public employees, part-time hourly public school employees who render at least 500 hours of service in the school year, and part-time per diem public school employees who render at least 80 days of service in the school year in any of the reporting entities in Pennsylvania. PSERS issues a publicly available financial report that can be obtained at www.psers.state.pa.us.

Benefits Provided

PSERS provides retirement, disability, and death benefits. Members are eligible for monthly retirement benefits upon reaching (a) age 62 with at least 1 year credited service; (b) age 60 with 30 more years of credited service; or (c) 35 or more years of service regardless of age. Act 120 of 2010 (Act 120) preserves the benefits of existing members and introduced benefit reductions for individuals who become new members on or after July 1, 2011. Act 120 created two membership classes, Membership Class T-E (Class T-E) and Membership Class T-F (Class T-F). To qualify for normal retirement, Class T-E and Class T-F members must work until age 65 with a minimum of 3 years of service or attain a total combination of age and service that is equal to or greater than 92 with a minimum of 35 years of service. Benefits are generally equal to 2% or 2.5%, depending upon membership class, of the member's final average salary (as defined in the code) multiplied by the number of years of credited service. For members whose membership started prior to July 1, 2011, after completion of five years of service, a member's right to the defined benefits is vested and early retirement benefits may be elected. For Class T-E and Class T-F members, the right to benefits is vested after ten years of service.

UNIONVILLE-CHADDS FORD SCHOOL DISTRICT

NOTES TO FINANCIAL STATEMENTS

June 30, 2019

Participants are eligible for disability retirement benefits after completion of five years of credited service. Such benefits are generally equal to 2% or 2.5%, depending upon membership class, of the member's final average salary (as defined in the code) multiplied by the number of years of credited service, but not less than one-third of such salary nor greater than the benefit the member would have had at normal retirement age. Members over normal retirement age may apply for disability benefits.

Death benefits are payable upon the death of an active member who has reached age 62 with at least one year of credited service (age 65 with at least three years of credited service for Class T-E and Class T-F members) or who has at least five years of credited service (ten years for Class T-E and Class T-F members). Such benefits are actuarially equivalent to the benefit that would have been effective if the member had retired on the day before death.

Contributions

Member Contributions

Active members who joined the system prior to July 22, 1983, contribute at 5.25% (Membership Class T-C) or at 6.50% (Membership Class T-D) of the member's qualifying compensation.

Members who joined the system on or after July 22, 1983 and who were active or inactive as of July 1, 2001, contribute at 6.25% (Membership Class T-C) or at 7.50% (Membership Class T-D) of the member's qualifying compensation.

Members who joined the system after June 30, 2001 and before July 1, 2011, contribute at 7.50% (automatic Membership Class T-D). For all new hires and for members who elected Class T-D membership, the higher contribution rates began with service rendered on or after January 1, 2002.

Members who joined the system after June 30, 2011, automatically contribute at the Membership Class T-E rate of 7.50% (base rate) of the member's qualifying compensation. All new hires after June 30, 2011, who elect T-F membership, contribute at 10.30% (base rate) of the member's qualifying compensation. Membership Class T-E and T-F are affected by a "shared risk" provision in Act 120 of 2010 that in future fiscal years could cause Membership Class T-E contribution rate to fluctuate between 7.50% and 9.50% and Membership Class T-F contribution rate to fluctuate between 10.30% and 12.30%.

Employer Contributions

The District's contractually required contribution rate for fiscal year ended June 30, 2019 was 32.60% of covered payroll, actuarially determined as an amount that, when combined with employee contributions, is expected to finance the costs of benefits earned by employees during the year, with an additional amount to finance any unfunded accrued liability. Contributions to the pension plan from the District were \$12,914,795 for the year ended June 30, 2019.

Pension Liabilities, Pension Expense, and Deferred Outflows of Resources and Deferred Inflows of Resources Related to Pensions

At June 30, 2019, the District reported a liability of \$138,638,339 for its proportionate share of the net pension liability. The net pension liability was measured as of June 30, 2018, and the total pension liability used to calculate the net pension liability was determined by rolling forward the system's total pension liability as of June 30, 2017 to June 30, 2018. The District's proportion of the net pension liability was calculated utilizing the employer's one-year reported covered payroll as it relates to the total one-year reported covered payroll. At June 30, 2018, the District's proportion was 0.2888 percent, which was a decrease of 0.0040 percent from its proportion measured as of June 30, 2017. As of June 30, 2019, the net pension liability of \$136,822,177 is related to the governmental funds and is recorded in the governmental activities in the government-wide statement of net position (deficit) and the remaining \$1,816,162 of the net pension liability is recorded as a liability in the proprietary fund statement of net position (deficit), and in the business-type activities in the government-wide statement of net position (deficit).

UNIONVILLE-CHADDS FORD SCHOOL DISTRICT

NOTES TO FINANCIAL STATEMENTS

June 30, 2019

For the year ended June 30, 2019, the District recognized pension expense of \$12,255,000. At June 30, 2019, the District reported deferred outflows of resources and deferred inflows of resources related to pensions from the following sources:

	<u>Deferred Outflows of Resources</u>	<u>Deferred Inflows of Resources</u>
Net difference between expected and actual experience	\$ 1,116,013	\$2,145,897
Changes in assumptions	2,583,160	-
Net difference between projected and actual investment earnings	679,481	-
Changes in proportions	3,335,800	1,400,550
Difference between employer contributions and proportionate share of total contributions	47,021	-
Contributions subsequent to the measurement date	<u>12,914,795</u>	<u>-</u>
	<u>\$20,676,270</u>	<u>\$3,546,447</u>

\$12,914,795 reported as deferred outflows of resources related to pensions resulting from District contributions subsequent to the measurement date will be recognized as a reduction of the net pension liability in the year ended June 30, 2019. Other amounts reported as deferred outflows of resources and deferred inflows of resources related to pensions will be recognized in pension expense as follows:

Year ended June 30:

2020	\$ 3,799,165
2021	2,059,333
2022	(1,109,209)
2023	<u>(534,261)</u>
	<u>\$ 4,215,028</u>

Actuarial Assumptions

The total pension liability as of June 30, 2018 was determined by rolling forward PSERS' total pension liability at June 30, 2017 to June 30, 2018 using the following actuarial assumptions, applied to all periods included in the measurement:

- Actuarial cost method – Entry Age Normal – level % of pay
- Investment return – 7.25%, includes inflation at 2.75%
- Salary growth – Effective average of 5.00%, comprised of inflation of 2.75% and 2.25% for real wage growth and for merit or seniority increases.
- Mortality rates were based on the RP-2014 Mortality Tables for Males and Females, adjusted to reflect PSERS' experience and projected using a modified version of the MP-2015 Mortality Improvement Scale.

The actuarial assumptions used in the June 30, 2017 valuation were based on the results of an actuarial valuation experience study that was performed for the five year period ending June 30, 2015.

The long-term expected rate of return on pension plan investments was determined using a building-block method in which best-estimate ranges of expected future real rates of return (expected returns net of pension plan investment expense and inflation) are developed for each major asset class. These ranges are combined to produce the long-term expected rate of return by weighting the expected future real rates of return by the target asset allocation percentage and by adding expected inflation.

UNIONVILLE-CHADDS FORD SCHOOL DISTRICT

NOTES TO FINANCIAL STATEMENTS

June 30, 2019

The pension plan's policy in regard to the allocation of invested plan assets is established and may be amended by the board. Plan assets are managed with a long-term objective of achieving and maintaining a fully funded status for the benefits provided through the pension.

<u>Asset Class</u>	<u>Target Allocation</u>	<u>Long-Term Expected Real Rate of Return</u>
Global public equity	20.0 %	5.2%
Fixed income	36.0 %	2.2%
Commodities	8.0 %	3.2%
Absolute return	10.0 %	3.5%
Risk parity	10.0 %	3.9%
Infrastructure/MLPs	8.0 %	5.2%
Real estate	10.0 %	4.2%
Alternative investments	15.0 %	6.7%
Cash	3.0 %	0.4%
Financing (LIBOR)	<u>(20.0)%</u>	0.9%
	<u>100.0 %</u>	

The above was the PSERS Board's adopted asset allocation policy and best estimates of geometric real rates of return for each major asset class as of June 30, 2018.

Discount Rate

The discount rate used to measure the total pension liability was 7.25%. The projection of cash flows used to determine the discount rate assumed that contributions from plan members will be made at the current contribution rate and that contributions from employers will be made at contractually required rates, actuarially determined. Based on those assumptions, the pension plan's fiduciary net position was projected to be available to make all projected future benefit payments of current plan members. Therefore, the long-term expected rate of return on pension plan investments was applied to all periods of projected benefit payments to determine the total pension liability.

Sensitivity of the District's Proportionate Share of the Net Pension Liability to Changes in the Discount Rate

The following represents the net pension liability, calculated using the discount rate of 7.25%, as well as what the net pension liability would be if it were calculated using a discount rate that is 1-percentage point lower (6.25%) or 1-percentage point higher (8.25%) than the current rate:

	<u>1% Decrease</u>	<u>Current Discount Rate</u>	<u>1% Increase</u>
	<u>6.25%</u>	<u>7.25%</u>	<u>8.25%</u>
District's proportionate share of the net pension liability	<u>\$171,852,430</u>	<u>\$138,638,339</u>	<u>\$110,554,858</u>

Pension Plan Fiduciary Net Position

Detailed information about the PSERS' fiduciary net position is available in PSERS Comprehensive Annual Financial Report which can be found on the system's website at www.psers.state.pa.us.

UNIONVILLE-CHADDS FORD SCHOOL DISTRICT

NOTES TO FINANCIAL STATEMENTS

June 30, 2019

(11) JOINT VENTURE AND JOINTLY GOVERNED ORGANIZATION

Technical College High School Pennock's Bridge

The District and four other Chester County school districts participate in the Technical College High School Pennock's Bridge Campus ("**TCHS Pennock's Bridge**"). The TCHS Pennock's Bridge provides vocational-technical training and education to students of the participating school districts. The TCHS Pennock's Bridge is controlled by a joint Board comprised of representative school board members of the participating school districts. District oversight of the TCHS Pennock's Bridge operations is the responsibility of the joint board. The District's share of operating costs for the TCHS Pennock's Bridge fluctuates based on the District's percentage of enrollment. The District's share of operating costs for 2018-2019 was \$668,591.

The TCHS Pennock's Bridge prepares financial statements that are available to the public from their administrative offices.

Chester County Intermediate Unit

The District and the other Chester County school districts are participating members of the Chester County Intermediate Unit (the "**CCIU**"). The CCIU is a regional educational service agency, established by the Commonwealth of Pennsylvania, which is governed by a joint committee consisting of School Board members from each participating district. The School Board of each participating district must approve the annual operating budget of the CCIU but the participating districts have no ongoing fiduciary interest or responsibility to the CCIU. The CCIU is a self-sustaining organization that provides a broad array of services to participating districts which include: curriculum development and instructional improvement; educational planning services; instructional material; continuing professional development; pupil personnel services; management services and state and federal liaison services.

(12) CONTINGENCIES AND COMMITMENTS

Government Grants and Awards

The District receives federal, state and local funding under a number of programs. Payments made by these sources under contractual agreements are provisional and subject to redetermination based on filing of reports and audits of those reports. Final settlements due from or to these sources are recorded in the year in which the related services are performed. Any adjustments resulting from subsequent examinations are recognized in the year in which the results of such examinations become known. District officials do not expect any significant adjustments as a result of these examinations.

Litigation

The District is a defendant in various matters of litigation and claims. These matters result from the normal course of business. It is not presently possible to determine the ultimate outcome or settlement cost, if any, of these matters.

(13) RISK MANAGEMENT

Other Risks

The District is exposed to various risks of loss related to torts; theft of, damage to and destruction of assets; errors and omissions; injuries to employees; and natural disasters. Significant losses are covered by commercial insurance for all major programs including workers compensation and employee health accident insurance. For insured programs, there were no significant reductions in insurance coverages during the 2018-2019 year. Settlement amounts have not exceeded insurance coverage for the current year or the three prior years.

UNIONVILLE-CHADDS FORD SCHOOL DISTRICT

NOTES TO FINANCIAL STATEMENTS

June 30, 2019

Medical

The District participates in a consortium with the CCIU to provide a self-insurance program for health insurance and related expenses for eligible employees, spouses and dependents. Accordingly, benefit payments plus an administrative charge are made to a third party administrator, who approves and processes all claims.

The District has recorded a liability in the Internal Service Fund for claims incurred through June 30, 2019 which has historically been satisfied within 60 days after June 30. The following table presents the components of the self-insurance medical claims liability and the related changes in the claims liability for the years ended June 30, 2019 and 2018:

	<u>2019</u>	<u>2018</u>
Insurance claims surplus (liability) – beginning of year	\$ 544,136	\$ 608,576
Current year insurance claims, fees and changes in estimates	7,328,931	7,441,608
Insurance claims and fees paid	<u>(7,276,304)</u>	<u>(7,506,048)</u>
Insurance claims surplus (liability) – end of year	<u>\$ 596,763</u>	<u>\$ 544,136</u>

Workers' Compensation

The District and other participating Pennsylvania school districts and educational agencies participate in the School District Insurance Consortium ("**SDIC**"), which is a voluntary trust. The District and the other participating members pay premiums to SDIC for the purpose of seeking prevention or lessening of claims due to injuries of employees of the participating members and pooling workers' compensation and occupational disease insurance risks, reserves claims and losses and providing self-insurance and reinsurance thereof. It is the intent of the participating members of SDIC that the SDIC will utilize funds contributed by the participating members, which shall be held in trust by SDIC, to provide self-insurance and reimbursements to the members for their obligations to pay compensation as required under the Workers' Compensation Act and the Pennsylvania Occupational Disease Act and to purchase excess and aggregate insurance. As of June 30, 2019, the District is not aware of any additional assessments relating to SDIC.

(14) SUBSEQUENT EVENTS

Management has evaluated subsequent events through December 17, 2019, the date on which the financial statements were available to be issued. No material subsequent events have occurred since June 30, 2019 that required recognition or disclosure in the financial statements.

REQUIRED SUPPLEMENTARY INFORMATION

UNIONVILLE-CHADDS FORD SCHOOL DISTRICT

BUDGETARY COMPARISON SCHEDULE - GENERAL FUND

Year ended June 30, 2019

	Budgeted Amounts		Actual	Variance with Final Budget Positive (Negative)
	Original	Final		
REVENUES				
Local sources	\$ 70,824,805	\$ 70,824,815	\$ 70,737,694	\$ (87,121)
State sources	15,587,596	15,587,585	15,863,588	276,003
Federal sources	681,140	681,140	1,181,131	499,991
Total revenues	87,093,541	87,093,540	87,782,413	688,873
EXPENDITURES				
Instruction				
Regular programs	34,136,027	34,281,392	34,156,508	124,884
Special programs	13,140,805	13,140,805	14,680,326	(1,539,521)
Vocational programs	871,509	871,509	689,391	182,118
Other instructional programs	430,216	430,216	317,209	113,007
Total instruction	48,578,557	48,723,922	49,843,434	(1,119,512)
Support services				
Pupil support services	3,921,307	3,921,307	3,874,007	47,300
Instructional staff services	5,105,420	5,107,420	4,910,918	196,502
Administrative services	4,081,709	4,084,609	3,856,116	228,493
Pupil health	691,121	691,121	716,441	(25,320)
Business services	1,093,736	1,093,736	1,120,182	(26,446)
Operation and maintenance of plant services	6,722,765	6,722,765	6,716,490	6,275
Student transportation services	4,442,643	4,442,643	4,192,640	250,003
Support services - central	1,070,138	1,070,138	1,079,113	(8,975)
Other support services	42,097	42,097	42,013	84
Total support services	27,170,936	27,175,836	26,507,920	667,916
Operation of noninstructional services				
Student activities	1,720,073	1,728,573	1,721,495	7,078
Community services	26,384	26,384	21,306	5,078
Total operation of noninstructional services	1,746,457	1,754,957	1,742,801	12,156
Debt service				
	8,404,800	8,404,800	7,616,973	787,827
Total expenditures	85,900,750	86,059,515	85,711,128	348,387
Excess (deficiency) of revenues over (under) expenditures	1,192,791	1,034,025	2,071,285	1,037,260
OTHER FINANCING SOURCES (USES)				
Sale of/compensation for capital assets	-	-	11,311	11,311
Transfers out	(866,831)	(866,831)	(1,866,831)	(1,000,000)
Budgetary reserve	(335,948)	(177,183)	-	177,183
Total other financing sources (uses)	(1,202,779)	(1,044,014)	(1,855,520)	(811,506)
NET CHANGE IN FUND BALANCE	\$ (9,988)	\$ (9,989)	215,765	\$ 225,754
FUND BALANCE				
Beginning of year			8,687,976	
End of year			\$ 8,903,741	

UNIONVILLE-CHADDS FORD SCHOOL DISTRICT

SCHEDULE OF THE DISTRICT'S PROPORTIONATE SHARE OF THE NET PENSION LIABILITY - PSERS

Year ended June 30

	Measurement Date				
	<u>2018</u>	<u>2017</u>	<u>2016</u>	<u>2015</u>	<u>2014</u>
District's proportion of the net pension liability	0.2888%	0.2928%	0.2829%	0.2813%	0.2775%
District's proportionate share of the net pension liability	\$ 138,638,339	\$ 144,609,000	\$ 140,196,000	\$ 121,846,000	\$ 109,836,000
District's covered-employee payroll	\$ 38,886,336	\$ 38,978,932	\$ 36,632,664	\$ 36,194,196	\$ 35,416,699
District's proportionate share of the net pension liability as a percentage of its covered-employee payroll	356.52%	370.99%	382.71%	336.65%	310.12%
Plan fiduciary net position as a percentage of the total pension liability	54.00%	52.00%	50.00%	54.00%	57.00%

46

In accordance with GASB Statement No. 68, this schedule has been prepared prospectively. This schedule will accumulate each year until sufficient information to present a ten-year trend is available.

UNIONVILLE-CHADDS FORD SCHOOL DISTRICT

SCHEDULE OF THE DISTRICT'S PENSION PLAN CONTRIBUTIONS - PSERS

Year ended June 30

	Measurement Date				
	<u>2018</u>	<u>2017</u>	<u>2016</u>	<u>2015</u>	<u>2014</u>
Contractually required contribution	\$ 12,255,000	\$ 11,199,000	\$ 9,000,000	\$ 7,263,000	\$ 5,528,000
Contributions in relation to the contractually required contribution	<u>12,231,927</u>	<u>11,157,782</u>	<u>9,123,830</u>	<u>7,466,387</u>	<u>5,656,562</u>
Contribution deficiency (excess)	23,073	41,218	(123,830)	(203,387)	(128,562)
District's covered-employee payroll	\$ 38,886,336	\$ 38,978,932	\$ 36,632,664	\$ 36,194,196	\$ 35,416,699
Contributions as a percentage of covered-employee payroll	31.46%	28.63%	24.91%	20.63%	15.97%

In accordance with GASB Statement No. 68, this schedule has been prepared prospectively. This schedule will accumulate each year until sufficient information to present a ten-year trend is available.

UNIONVILLE-CHADDS FORD SCHOOL DISTRICT

SCHEDULE OF CHANGES IN OPEB LIABILITY - SINGLE EMPLOYER PLAN

Year ended June 30

	<u>2019</u>	<u>2018</u>
TOTAL OPEB LIABILITY		
Service cost	\$ 338,259	\$ 318,842
Interest on total OPEB liability	104,445	95,268
Difference between expected and actual experience	1,451,010	(1,815)
Change of assumptions	1,399,716	-
Benefit payments	<u>(130,676)</u>	<u>(120,996)</u>
Net change in total OPEB liability	3,162,754	291,299
Total OPEB liability, beginning	<u>3,208,571</u>	<u>2,917,272</u>
Total OPEB liability, ending	<u>\$ 6,371,325</u>	<u>\$ 3,208,571</u>
Fiduciary net position as a % of total OPEB liability	0.00%	0.00%
Covered payroll	\$ 40,277,440	\$ 38,970,344
Net OPEB liability as a % of covered payroll	15.82%	8.23%

In accordance with GASB Statement No. 75, this schedule has been prepared prospectively. This schedule will accumulate each year until sufficient information to present a ten-year trend is available.

UNIONVILLE-CHADDS FORD SCHOOL DISTRICT

SCHEDULE OF THE DISTRICT'S PROPORTIONATE SHARE OF THE OPEB LIABILITY -PSERS

Year ended June 30

	<u>Measurement Date</u>	
	<u>2018</u>	<u>2017</u>
District's proportion of the net OPEB liability	0.2888%	0.2928%
District's proportionate share of the net OPEB liability	\$ 6,021,333	\$ 5,966,000
District's covered-employee payroll	\$ 38,886,336	\$ 38,978,932
District's proportionate share of the net OPEB liability as a percentage of its covered-employee payroll	15.48%	15.31%
Plan fiduciary net position as a percentage of the total OPEB liability	5.56%	5.73%

In accordance with GASB Statement No. 75, this schedule has been prepared prospectively. This schedule will accumulate each year until sufficient information to present a ten-year trend is available.

UNIONVILLE-CHADDS FORD SCHOOL DISTRICT

SCHEDULE OF THE DISTRICT'S OPEB PLAN CONTRIBUTIONS - PSERS

Year ended June 30

	Measurement Date	
	2018	2017
Contractually required contribution	\$ 323,000	\$ 324,000
Contributions in relation to the contractually required contribution	<u>319,864</u>	<u>317,156</u>
Contribution deficiency (excess)	3,136	6,844
District's covered-employee payroll	\$ 38,886,336	\$ 38,978,932
Contributions as a percentage of covered-employee payroll	0.82%	0.81%

In accordance with GASB Statement No. 75, this schedule has been prepared prospectively. This schedule will accumulate each year until sufficient information to present a ten-year trend is available.

SINGLE AUDIT

UNIONVILLE-CHADDS FORD SCHOOL DISTRICT

SCHEDULE OF EXPENDITURES OF FEDERAL AWARDS AND CERTAIN STATE GRANTS

Year ended June 30, 2019

Federal Grantor/Pass-Through Grantor/Project Title	Source Code	Federal CFDA Number	Pass-Through Grantor's Number	Grant Period Beginning/Ending Dates	Grant Amount	Total Received for Year	Accrued (Deferred) Revenue July 1, 2018	Revenue Recognized	Expenditures	Accrued (Deferred) Revenue June 30, 2019	Passed Through to Subrecipients
U.S. Department of Education											
Passed-Through the Pennsylvania Department of Education											
Title I - Improving Basic Programs	I	84.010	013-180445	07/01/17 - 09/30/18	\$ 102,537	\$ 21,678	\$ 21,678	\$ -	\$ -	\$ -	\$ -
Title I - Improving Basic Programs	I	84.010	013-190445	07/01/18 - 09/30/19	107,453	85,642	-	107,453	107,453	21,811	-
Total CFDA #84.010						107,320	21,678	107,453	107,453	21,811	-
Title II - Improving Teacher Quality	I	84.367	020-180445	07/01/17 - 09/30/18	61,900	17,484	15,927	1,557	1,557	-	-
Title II - Improving Teacher Quality	I	84.367	020-190445	07/01/18 - 09/30/19	61,356	61,356	-	61,356	61,356	-	-
Total CFDA #84.367						78,840	15,927	62,913	62,913	-	-
Title IV - Student Support and Academic Achievement	I	84.424	144-180445	08/24/17 - 09/30/18	10,000	2,143	1,717	426	426	-	-
Title IV - Student Support and Academic Achievement	I	84.424	144-190445	07/31/18 - 09/30/19	10,000	10,000	-	10,000	10,000	-	-
Total CFDA #84.424						12,143	1,717	10,426	10,426	-	-
Passed Through the Chester County I.U.											
Title III - Language Instruction LEP/Immigrant Students	I	84.365	010-1700024	01/01/16 - 08/31/17	12,148	5,432	-	5,432	5,432	-	-
Title III - Language Instruction LEP/Immigrant Students	I	84.365	010-1800024	01/01/17 - 08/31/18	11,469	11,469	1,296	10,173	10,173	-	-
Title III - Language Instruction LEP/Immigrant Students	I	84.365	010-1900024	01/01/18 - 08/31/19	9,022	9,022	-	9,022	9,022	-	-
Total CFDA #84.365						25,923	1,296	24,627	24,627	-	-
I.D.E.A. - Part B, Section 619	I	84.173	131-1800024	07/01/17 - 09/30/18	588	588	588	-	-	-	-
I.D.E.A. - Part B, Section 619	I	84.173	131-1900024	07/01/18 - 09/30/19	700	-	-	700	700	700	-
Total CFDA #84.173						588	588	700	700	700	-
I.D.E.A. - Part B, Section 611	I	84.027	062-1800024	07/01/17 - 09/30/18	504,703	168,234	168,234	-	-	-	-
I.D.E.A. - Part B, Section 611	I	84.027	062-1900024	07/01/18 - 09/30/19	532,087	312,367	-	532,087	532,087	219,720	-
Passed Through the Lancaster-Lebanon I.U. #13											
I.D.E.A. - Part B, Section 611	I	84.027	062-1800033	07/01/18 - 06/30/2019	10,000	6,753	4,753	2,000	2,000	-	-
Total CFDA #84.027						487,354	172,987	534,087	534,087	219,720	-
Total U.S. Department of Education						712,168	214,193	740,206	740,206	242,231	-

-54-

Continued on next page

<u>Federal Grantor/Pass-Through Grantor/Project Title</u>	<u>Source Code</u>	<u>Federal CFDA Number</u>	<u>Pass-Through Grantor's Number</u>	<u>Grant Period Beginning/Ending Dates</u>	<u>Grant Amount</u>	<u>Total Received for Year</u>	<u>Accrued (Deferred) Revenue July 1, 2018</u>	<u>Revenue Recognized</u>	<u>Expenditures</u>	<u>Accrued (Deferred) Revenue June 30, 2019</u>	<u>Passed Through to Subrecipients</u>
U.S. Department of Agriculture											
Passed-Through the Pennsylvania Department of Education											
State Matching Share	S	N/A	N/A	07/01/17 - 06/30/18	N/A	4,325	4,325	-	-	-	-
State Matching Share	S	N/A	N/A	07/01/18 - 06/30/19	N/A	18,844	-	23,165	23,165	4,321	-
Total State Matching Share						23,169	4,325	23,165	23,165	4,321	-
Breakfast Program	I	10.553	N/A	07/01/17 - 06/30/18	N/A	1,346	1,346	-	-	-	-
Breakfast Program	I	10.553	N/A	07/01/18 - 06/30/19	N/A	3,231	-	4,189	4,189	958	-
Total CFDA #10.553						4,577	1,346	4,189	4,189	958	-
National School Lunch Program	I	10.555	N/A	07/01/14 - 06/30/15	N/A	-	11,437	-	-	11,437	-
National School Lunch Program	I	10.555	N/A	07/01/15 - 06/30/16	N/A	-	11,131	-	-	11,131	-
National School Lunch Program	I	10.555	N/A	07/01/16 - 06/30/17	N/A	-	11,185	-	-	11,185	-
National School Lunch Program	I	10.555	N/A	07/01/17 - 06/30/18	N/A	22,366	33,595	-	-	11,229	-
National School Lunch Program	I	10.555	N/A	07/01/18 - 06/30/19	N/A	104,838	-	129,054	129,054	24,216	-
Passed-Through the Pennsylvania Department of Agriculture											
National School Lunch Program	I	10.555	N/A	07/01/18 - 06/30/19	N/A	51,025	-	51,025	51,025	-	-
Total CFDA #10.555						178,229	67,348	180,079	180,079	69,198	-
Total U.S. Department of Agriculture						205,975	73,019	207,433	207,433	74,477	-
Total Federal Awards and Certain State Grants						\$ 918,143	\$ 287,212	\$ 947,639	\$ 947,639	\$ 316,708	\$ -
Total Federal Awards						\$ 894,974	\$ 282,887	\$ 924,474	\$ 924,474	\$ 312,387	\$ -
Total State Awards						23,169	4,325	23,165	23,165	4,321	-
Total Federal Awards and Certain State Grants						\$ 918,143	\$ 287,212	\$ 947,639	\$ 947,639	\$ 316,708	\$ -
Special Education Cluster (IDEA) (CFDA's #84.027 and #84.173)						\$ 487,942	\$ 173,575	\$ 534,787	\$ 534,787	\$ 220,420	\$ -
Child Nutrition Cluster (CFDA's #10.553 and #10.555)						\$ 182,806	\$ 68,694	\$ 184,268	\$ 184,268	\$ 70,156	\$ -

Source Codes

- D - Direct Funding
- I - Indirect Funding
- S - State Share

UNIONVILLE-CHADDS FORD SCHOOL DISTRICT

NOTES TO SCHEDULE OF EXPENDITURES OF FEDERAL AWARDS AND CERTAIN STATE GRANTS

June 30, 2019

(1) FEDERAL EXPENDITURES

The Schedule of Expenditures of Federal Awards and Certain State Grants reflects federal expenditures for all individual grants which were active during the fiscal year. Additionally, the Schedule reflects expenditures for certain state grants.

(2) BASIS OF ACCOUNTING

The District uses the modified accrual method of recording transactions except as noted for the accounting of donated commodities in Note 3. Revenues are recorded when measurable and available. Expenditures are recorded when incurred.

(3) NONMONETARY FEDERAL AWARDS – DONATED FOOD

The Commonwealth of Pennsylvania distributes federal surplus food to institutions (schools, hospitals and prisons) and to the needy. Expenditures reported in the Schedule of Expenditures of Federal Awards and Certain State Grants under CFDA #10.555 National School Lunch Program and passed through the Pennsylvania Department of Agriculture represent federal surplus food consumed by the District during the 2018-2019 fiscal year.

(4) ACCESS PROGRAM

The District participates in the ACCESS Program which is a medical assistance program that reimburses local educational agencies for direct eligible health-related services provided to enrolled special needs students. Reimbursements are federal source revenues but are classified as fee-for-service and are not considered federal financial assistance. The amount of ACCESS funding recognized for the year ended June 30, 2019 was \$440,927.

(5) INDIRECT COSTS

The District has elected not to use the 10-percent de minimis indirect cost rate as allowed under the Uniform Guidance. No indirect costs were charged to the District's Federal awards for the year ended June 30, 2019.

UNIONVILLE-CHADDS FORD SCHOOL DISTRICT

SUMMARY SCHEDULE OF PRIOR AUDIT FINDINGS

Year ended June 30, 2019

There were no audit findings for the year ended June 30, 2018.



**INDEPENDENT AUDITOR'S REPORT ON INTERNAL CONTROL
OVER FINANCIAL REPORTING AND ON COMPLIANCE AND
OTHER MATTERS BASED ON AN AUDIT OF FINANCIAL STATEMENTS
PERFORMED IN ACCORDANCE WITH GOVERNMENT AUDITING STANDARDS**

**Board of School Directors
Unionville-Chadds Ford School District
Kennett Square, Pennsylvania**

We have audited, in accordance with the auditing standards generally accepted in the United States of America and the standards applicable to financial audits contained in *Government Auditing Standards* issued by the Comptroller General of the United States, the financial statements of the governmental activities, the business-type activities, each major fund, and the aggregate remaining fund information of Unionville-Chadds Ford School District, Kennett Square, Pennsylvania, as of and for the year ended June 30, 2019, and the related notes to the financial statements, which collectively comprise Unionville-Chadds Ford School District's basic financial statements, and have issued our report thereon dated December 17, 2019.

Internal Control Over Financial Reporting

In planning and performing our audit of the financial statements, we considered Unionville-Chadds Ford School District's internal control over financial reporting (internal control) to determine the audit procedures that are appropriate in the circumstances for the purpose of expressing our opinions on the financial statements, but not for the purpose of expressing an opinion on the effectiveness of Unionville-Chadds Ford School District's internal control. Accordingly, we do not express an opinion on the effectiveness of Unionville-Chadds Ford School District's internal control.

A *deficiency in internal control* exists when the design or operation of a control does not allow management or employees, in the normal course of performing their assigned functions, to prevent, or detect and correct, misstatements on a timely basis. A *material weakness* is a deficiency, or a combination of deficiencies, in internal control, such that there is a reasonable possibility that a material misstatement of the entity's financial statements will not be prevented, or detected and corrected on a timely basis. A *significant deficiency* is a deficiency, or a combination of deficiencies, in internal control that is less severe than a material weakness, yet important enough to merit attention by those charged with governance.

Our consideration of internal control was for the limited purpose described in the first paragraph of this section and was not designed to identify all deficiencies in internal control that might be material weaknesses or, significant deficiencies. Given these limitations, during our audit we did not identify any deficiencies in internal control that we consider to be material weaknesses. However, material weaknesses may exist that have not been identified.

Compliance and Other Matters

As part of obtaining reasonable assurance about whether Unionville-Chadds Ford School District's financial statements are free from material misstatement, we performed tests of its compliance with certain provisions of laws, regulations, contracts, and grant agreements, noncompliance with which could have a direct and material effect on the determination of financial statement amounts. However, providing an opinion on compliance with those provisions was not an objective of our audit, and accordingly, we do not express such an opinion. The results of our tests disclosed no instances of noncompliance or other matters that are required to be reported under *Government Auditing Standards*.

Purpose of this Report

The purpose of this report is solely to describe the scope of our testing of internal control and compliance and the results of that testing, and not to provide an opinion on the effectiveness of the entity's internal control or on compliance. This report is an integral part of an audit performed in accordance with *Government Auditing Standards* in considering the entity's internal control and compliance. Accordingly, this communication is not suitable for any other purpose.

BBD, LLP

**Philadelphia, Pennsylvania
December 17, 2019**



**INDEPENDENT AUDITOR'S REPORT ON COMPLIANCE FOR
EACH MAJOR PROGRAM AND ON INTERNAL CONTROL OVER COMPLIANCE
REQUIRED BY THE UNIFORM GUIDANCE**

**Board of School Directors
Unionville-Chadds Ford School District
Kennett Square, Pennsylvania**

Report on Compliance for Each Major Federal Program

We have audited Unionville-Chadds Ford School District's compliance with the types of compliance requirements described in the *OMB Compliance Supplement* that could have a direct and material effect on each of Unionville-Chadds Ford School District's major federal programs for the year ended June 30, 2019. Unionville-Chadds Ford School District's major federal programs are identified in the summary of auditor's results section of the accompanying schedule of findings and questioned costs.

Management's Responsibility

Management is responsible for compliance with the requirements of laws, regulations, contracts, and grants applicable to its federal programs.

Auditor's Responsibility

Our responsibility is to express an opinion on compliance for each of Unionville-Chadds Ford School District's major federal programs based on our audit of the types of compliance requirements referred to above. We conducted our audit of compliance in accordance with auditing standards generally accepted in the United States of America; the standards applicable to financial audits contained in *Government Auditing Standards*, issued by the Comptroller General of the United States; and the audit requirements of Title 2 U.S. *Code of Federal Regulations* Part 200, *Uniform Administrative Requirements, Cost Principles, and Audit Requirements for Federal Awards* ("**Uniform Guidance**"). Those standards and the Uniform Guidance require that we plan and perform the audit to obtain reasonable assurance about whether noncompliance with the types of compliance requirements referred to above that could have a direct and material effect on a major federal program occurred. An audit includes examining, on a test basis, evidence about Unionville-Chadds Ford School District's compliance with those requirements and performing such other procedures as we considered necessary in the circumstances.

We believe that our audit provides a reasonable basis for our opinion on compliance for each major federal program. However, our audit does not provide a legal determination of Unionville-Chadds Ford School District's compliance.

Opinion on Each Major Federal Program

In our opinion, Unionville-Chadds Ford School District, complied, in all material respects, with the types of compliance requirements referred to above that could have a direct and material effect on each of its major federal programs for the year ended June 30, 2019.

Report on Internal Control over Compliance

Management of Unionville-Chadds Ford School District is responsible for establishing and maintaining effective internal control over compliance with the types of compliance requirements referred to above. In planning and performing our audit of compliance, we considered Unionville-Chadds Ford School District's internal control over compliance with the types of requirements that could have a direct and material effect on each major federal program to determine the auditing procedures that are appropriate in the circumstances for the purpose of expressing an opinion on compliance for each major federal program and to test and report on internal control over compliance in accordance with the Uniform Guidance, but not for the purpose of expressing an opinion on the effectiveness of internal control over compliance. Accordingly, we do not express an opinion on the effectiveness of Unionville-Chadds Ford School District's internal control over compliance.

A deficiency in internal control over compliance exists when the design or operation of a control over compliance does not allow management or employees, in the normal course of performing their assigned functions, to prevent, or detect and correct, noncompliance with a type of compliance requirement of a federal program on a timely basis. A *material weakness in internal control over compliance* is a deficiency, or combination of deficiencies, in internal control over compliance, such that there is a reasonable possibility that material noncompliance with a type of compliance requirement of a federal program will not be prevented, or detected and corrected, on a timely basis. A *significant deficiency in internal control over compliance* is a deficiency, or a combination of deficiencies, in internal control over compliance with a type of compliance requirement of a federal program that is less severe than a material weakness in internal control over compliance, yet important enough to merit attention by those charged with governance.

Our consideration of internal control over compliance was for the limited purpose described in the first paragraph of this section and was not designed to identify all deficiencies in internal control over compliance that might be material weaknesses or significant deficiencies. We did not identify any deficiencies in internal control over compliance that we consider to be material weaknesses. However, material weaknesses may exist that have not been identified.

The purpose of this report on internal control over compliance is solely to describe the scope of our testing of internal control over compliance and the results of that testing based on the requirements of the Uniform Guidance. Accordingly, this report is not suitable for any other purpose.

BBD, LLP

**Philadelphia, Pennsylvania
December 17, 2019**

UNIONVILLE-CHADDS FORD SCHOOL DISTRICT

SCHEDULE OF FINDINGS AND QUESTIONED COSTS

Year ended June 30, 2019

SUMMARY OF AUDITOR'S RESULTS

1. The auditor's report expresses an unmodified opinion on whether the financial statements of the Unionville-Chadds Ford School District were prepared in accordance with GAAP.
2. No significant deficiencies or material weaknesses relating to the audit of the financial statements of the Unionville-Chadds Ford School District are reported in the independent auditor's report on internal control over financial reporting and on compliance and other matters based on an audit of financial statements performed in accordance with Government Auditing Standards.
3. No instances of noncompliance material to the financial statements of the Unionville-Chadds Ford School District, which would be required to be reported in accordance with Government Auditing Standards, were disclosed during the audit.
4. No significant deficiencies or material weaknesses in internal control over the major federal award programs are reported in the independent auditor's report on compliance for each major program and on internal control over compliance required by the Uniform Guidance.
5. The auditor's report on compliance for the major federal award programs for the Unionville-Chadds Ford School District expresses an unmodified opinion on all major federal programs.
6. There are no audit findings that are required to be reported in accordance with 2 CFR Section 200.516(a).
7. The programs tested as major programs were:
 - Special Education Cluster:
 - I.D.E.A. – Part B, Section 611 – CFDA Number 84.027
 - I.D.E.A. – Part B, Section 619 – CFDA Number 84.173
8. The threshold used for distinguishing between Type A and B programs was \$750,000.
9. The Unionville-Chadds Ford School District did qualify as a low-risk auditee.

FINDINGS—FINANCIAL STATEMENT AUDIT

None

FINDINGS AND QUESTIONED COSTS—MAJOR FEDERAL AWARD PROGRAMS AUDIT

None