



WEST BROWARD ACADEMY

FSA Parent Presentation Test and Tacos Night

February 4th, 2020



How Are We doing?

2018-2019 Data	2019-2020 Mid-Year Data
<u>ELA</u>	<u>ELA</u>
3rd Grade- 54%	3rd Grade- 61%
4th Grade- 62%	4th Grade- 71%
5th Grade- 44%	5th Grade- 67%
6th Grade- 39%	6th Grade- 56%
7th Grade- 42%	7th Grade- 49%
8th Grade- 56%	8th Grade- 63%
<u>Math</u>	<u>Math</u>
3rd Grade- 33%	3rd Grade- 58%
4th Grade- 52%	4th Grade- 61%
5th Grade- 43%	5th Grade- 41%
6th Grade- 36%	6th Grade- 55%
7th Grade- 49%	7th Grade- 42%
8th Grade- 50%	8th Grade- 36%

How Are We doing?

2018-2019 Data	2019-2020 Mid-Year Data
<u>Science</u>	Science
5th Grade- 43%	5th Grade- 52%
8th Grade- 53%	8th Grade- 43%
Civics	Civics
7th Grade- 82%	7th Grade- 50%
Biology	Biology
Not Applicable	8th Grade- 52%
Algebra	Algebra
Not applicable	8th Grade- 44%


Introductions & Objectives

- ▶ How do we use the results?
- ▶ Tested grades subjects and time requirements
- ▶ Testing formats
- ▶ Question types
- ▶ How we prepare at school?
- ▶ How to prepare at home?
- ▶ Score reports
- ▶ Website



How are the results used?

- ▶ **Parents** are advised how their child performed, and how they compare to the school, district and state achievement. They also can see historical growth when comparing year to year.
- ▶ **Schools** use the achievement data to write school success plans, and triangulate data to track student performance in order to provide additional support the following year.
- ▶ **Districts** use the data to track school risk ratios (course failures, attendance and discipline) in order to allocate supports for schools
- ▶ **Florida** uses the data to create a school and district grade and measure the effectiveness of our instructional practices
- ▶ **Globally** the data is used to compare different countries performance in core subject areas



What grade levels take standardized tests?

- ▶ Grade 3 - Reading and Math
- ▶ Grade 4 - Reading/Writing and Math
- ▶ Grade 5 - Reading/Writing, Math and Science
- ▶ Grade 6-Reading/Writing, Math
- ▶ Grade 7-Reading/Writing, Math, Civics
- ▶ Grade 8-Reading/Writing, Math, & Science,
Biology EOC& Algebra EOC

Testing Format

▶ Reading

3rd , 4th , 5th , and 6th : Paper-Based
7th & 8th: Computer-Based

▶ ELA Writing


4th -6th: Paper-Based (three lined pages)
7th & 8th Grade: Computer-Based

▶ Math

3rd , 4th , 5th , 6th: Paper-Based
7th & 8th: Computer- Based

▶ Science

5th & 8th : Paper-Based



2020 Testing Schedule

Test/Session	Grade	Date
ELA/Reading Session 1	3	April 1 st
Writing	4-8	April 2 nd
ELA/Reading Session 1	3	
ELA/Reading Session 1	4-6	May 5 th
ELA/Reading Session 2	4-6	May 6 th
Math/Session 1	Grade 7	May 7 th
Math/Session 2	Grade 7	May 7 th

Testing Schedule

Test/Session	Grades	Date
Math Session 1	3-6	May 12 th
Math Session 2	3-6	May 13 th
ELA Session 1	7-8	May 13 th
ELA Session 2	7-8	May 14 th
Science Session 1	5	May 19 th
Science both Sessions	8	
Science Session 2	5	May 20 th
Math/Algebra Session 1	8	
Math/Algebra Session 2	8	May 21 st
Civics EOC	7	May 26 th
Biology EOC	8	

Item Types

- ▶ Multiple choice
- ▶ Editing Task Choice
- ▶ “Selectable Hot Text - highlight answers within text-CBT ONLY
- ▶ Drag-and-Drop Hot Text - drag answers around -CBT ONLY
- ▶ Open Response - write out answer-CBT ONLY
- ▶ Multi-select - more than one answer
- ▶ Evidence-Based Selected Response (EBSR) - Part A Part B
- ▶ Graphic Response Item Display (GRID) -CBT ONLY
- ▶ Multimedia-images, charts, graphics timelines, etc.

Multiple Choice

What role does paragraph 11 have in the passage?

- Ⓐ It shows how difficult it is to keep gardens healthy.
- Ⓑ It helps explain the reasons why Mary is fond of flowers.
- Ⓒ It provides a setting where Mary can meet new characters.
- Ⓓ It helps create the idea that the garden has been abandoned.

Editing Task for CBT only

There are three highlights in the essay to show which word or phrase may be incorrect. For each highlight, click the word or phrase that is correct.

We squint when the sun is in our eyes because the bright sunlight hurts. This is how our brain **protected** our eyes. Protecting our eyes is very important during an eclipse. An eclipse happens when the Moon moves between you and the object you are viewing.

Replace "protected" with:


- has protected
- protects
- will protect
- protected

When the Moon moves between Earth and the Sun. The Moon blocks our view of the Sun. A solar eclipse can be exciting. It is not an everyday event. But can it be viewed safely? Yes, if you use the right equipment.

The safest and easiest way to view a solar eclipse is to build a pinhole camera. A pinhole camera lets you see what happens during a solar eclipse without looking directly at the Sun. It is a very valuable tool because it **lets** you turn your back to the Sun and protect your eyes.

Drag and Drop “Hot” Text

How does Passage 1 describe Jess and Leslie? Drag **three** descriptions into the correct boxes below each character’s name.

Jess		
not sure if the forest is haunted	changes after arriving in Terabithia	
		
Leslie		
		suggests listening to better understand the forest
becomes a leader in the forest		excited to get to Terabithia
favorite place is castle stronghold		

Open Response

According to Passage 2, how did Thomas Jefferson's travels around the world affect the foods he ate?

Type your answer in the space provided.

Multi-Select

Click the boxes to compare how Passage 1 and Passage 2 present information about Thomas Jefferson.

	Passage 1	Passage 2	Both Passages
describes the types of plants in Jefferson's garden	<input type="checkbox"/>	<input type="checkbox"/>	<input type="checkbox"/>
compares Jefferson's gardening with his other work	<input type="checkbox"/>	<input type="checkbox"/>	<input type="checkbox"/>
describes where Jefferson discovered different foods	<input type="checkbox"/>	<input type="checkbox"/>	<input type="checkbox"/>
compares food sources in Jefferson's time with modern ones	<input type="checkbox"/>	<input type="checkbox"/>	<input type="checkbox"/>

Evidence Based Selected Response

Select the sentence from Passage 1 that helps explain why Jess changed his mind about the forest.

“‘I used to think this place was haunted,’ Jess had confessed to Leslie the first afternoon he had revved up his courage to bring her there.

‘Oh, but it is,’ she said. ‘But you don’t have to be scared. It’s not haunted with evil things.’

‘How do you know?’

‘I can just feel it. Listen.’

At first he heard only the stillness. It was the stillness that had always frightened him before, but this time it was like the moment after Miss Edmunds finished a song, just after the chords hummed down to silence.” (paragraphs 3–7)

How do we prepare students at school?

- ▶ Challenging & Viable Curriculum aligned to tested standards
- ▶ Practice throughout the year by using Quarterly assessments-Performance Matters
- ▶ Accommodations are provided throughout the school year
- ▶ Interventions support students who have learning gaps
- ▶ Small Group Instruction
- ▶ Grade level Team Planning
- ▶ Practice tests for test format and content
- ▶ Student data chats



How can you prepare your child at home?

- ▶ Good Night's Sleep
- ▶ Balanced Breakfast – also free breakfast at school
- ▶ Practice Tests
- ▶ Emotional and positive support
- ▶ Talk to your child and encourage them
- ▶ Arrive to school every day – attendance is crucial



WE ARE SO
Proud
OF YOU

Performance Level Indicators

Performance Level Indicators

Performance levels are indicated by both number and color for easy interpretation. The figure below displays each of the levels from 1 (Inadequate) to 5 (Mastery).



THE FLORIDA STANDARDS ASSESSMENT ENGLISH LANGUAGE ARTS GRADE 4 SCORE REPORT

DOE, JANE
SID: XXXXX91238
SPRING 2017

SCHOOL: DEMO SCHOOL (9999)
SCHOOL DISTRICT: DEMO DISTRICT (99)

PURPOSE OF THIS REPORT

The Florida Standards Assessments (FSA) are the statewide assessments in Florida. They are one of many tools our state's educators use to measure your student's mastery of the content that will be needed to be prepared for the next grade. This report is designed to provide you with insight into your student's performance so that you can continue supporting your student. If you have questions about this report, please contact your student's teacher or principal.

For resources to help your student better understand the Florida Standards, including tutorials, visit FloridaStandards.org. For resources to help your student better understand the FSA, including practice tests, please visit www.fsassessments.org.

Las Evaluaciones de los Estándares de la Florida (FSA) se administran en todo el estado de la Florida. Son una de las tantas herramientas que emplean los educadores de nuestro estado para medir el dominio del contenido que poseen los alumnos y que será necesario para estar preparados para el próximo grado. Este informe está diseñado para brindarle información sobre el desempeño de los alumnos a fin de que pueda continuar brindándole apoyo. Si tiene preguntas sobre este informe, póngase en contacto con el docente o el director de los alumnos.

Para obtener recursos, incluidos tutoriales, para ayudar a los alumnos a comprender mejor los Estándares de la Florida, visite FloridaStandards.org. Para obtener recursos, incluidos exámenes de práctica, para ayudar a los alumnos a comprender mejor las FSA, visite www.fsassessments.org.

Evalyasyon Nòm Florida a (Florida Standards Assessments ou FSA an angle) se evalyasyon yo fè nan tout eta Florida. Yo se youn nan plizyè zouti edikatif nan eta nou an itilize pou mezire nan ki nivo pitit ou metrize sa l ap bezwen konnen pou prepare pou klas l ap ladan ane pwochen an. Nou te kreye rapò sa a pou ba ou yon lide sou fason pitit ou ap travay lekòl pou w kapab kontinye swiv ak ede li. Si ou gen kesyon sou rapò sa a, tanpri kontakte pwofesè ouwa direktè pitit ou.

Pou jwenn resous pou ede pitit ou konprann Nòm Florida yo, ak leson pou aprann ladan, ale sou sitwèb FloridaStandards.org. Pou resous pou ede pitit ou konprann FSA a pi byen, ak egzèsis pou pratike tès yo, tanpri ale sou sitwèb www.fsassessments.org.

YOUR STUDENT'S PERFORMANCE ON THE 4TH GRADE ENGLISH LANGUAGE ARTS ASSESSMENT

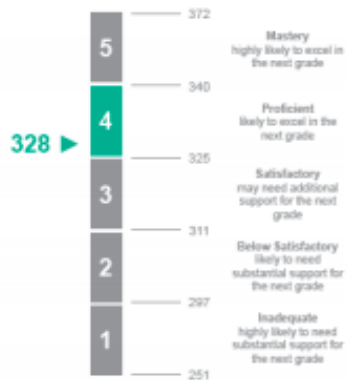
PERFORMANCE LEVEL



Students who score in Level 4 demonstrate proficiency in the Florida Standards for their grade. They are likely to excel in the next grade.

Los alumnos que obtienen un puntaje de nivel 4 demuestran competencia en los estándares de la Florida para su grado. Es probable que sobresalgan en el próximo grado.

Èlèv rezilta yo nan Nivo 4 yo montre yo gen konpetans nan Nòm Florida pou klas yo ye ane sa a. Yo gen chans pou reyisi nan klas y ap ladan ane pwochen an.



YOUR STUDENT'S PERFORMANCE DETAILS

This table shows the number of points earned by your student in each reporting category on this assessment.

Reporting Category	Points Earned	Points Possible
Key Ideas and Details	7	11
Craft and Structure	8	18
Integration of Knowledge and Ideas	7	13
Language and Editing	4	8
Text-Based Writing	2	10

YOUR STUDENT'S PERFORMANCE COMPARED

This table shows the percentage of students in each Performance Level in your school, district, and the state.

	School	District	State
Level 5	20%	20%	20%
Level 4	20%	20%	20%
Level 3	20%	20%	20%
Level 2	20%	20%	20%
Level 1	20%	20%	20%



WWW.FSASSESSMENTS.ORG

99-9999-00004

- 1 Top of Report:** The test, student, school, and district are identified on the top of the report.
- 2 Purpose of This Report:** Description of the FSA and resources for teachers, students, and parents. On certain reports, and where appropriate, this section includes additional information regarding graduation and scholar designation requirements, and alternate passing scores.
- 3 Performance Level & Scale Score:** An icon displays the student's performance level. Next to the icon, a statement provides further information regarding the performance level and charts the scale score on a graph. The performance level information is translated into Spanish and Haitian Creole.
- 4 Performance Details:** A table lists the FSA ELA, Mathematics, or EOC reporting categories assessed. The Points Earned column shows the actual number of points earned by answering questions correctly in each of the reporting categories. The Points Possible column provides the total number of points possible for each of the reporting categories.
- 5 Performance Compared:** A table lists the percentage of students in each performance level in the student's school, district, and the state. The performance level in which the student scored is highlighted.

To Access help understanding the FSA
score report go to:

▶ [http://www.fl DOE.org/core/
fileparse.php/5662/urlt/Und
FSAReports17.pdf](http://www.fl DOE.org/core/fileparse.php/5662/urlt/UndFSAReports17.pdf)

FSA Website

▶ <https://fsassessments.org/>

Questions?

