

GROTON BOARD OF EDUCATION  
SPECIAL MEETING MINUTES  
FEBRUARY 3, 2020 @ 6:00 P.M.  
CENTRAL OFFICE, ROOM 11

**Members Present:** Chairman Kim Shepardson Watson (arrived at 6:20 p.m.), Vice Chairman Andrea Ackerman, Jane Giulini, Elizabeth Porter, Rosemary Robertson, Rita Volkmann, Lee White

**Members Absent:** Gretchen Newsome, Jay Weitlauf

**Also Present:** Michael Graner, Susan Austin, Sam Kilpatrick, Ken Knight

Vice Chairman Ackerman called the meeting to order at 6:03 p.m.

1. Update re: 2018-19 Accountability Index [ATTACHMENT #1]

Ms. Austin gave a PowerPoint presentation on the 2018-19 Accountability Index. The Index shows that Groton has made significant growth in the twelve indicators.

2. Re-discussion of the 2020-2021 School Calendar

Dr. Graner gave the history of the adoption of the 2020-2021 School Calendar and what generated the revision indicating that the first day of school for students would be Sept. 1 and for teachers on August 26.

Mrs. Horler shared the concerns of the teachers with the revision.

Dr. Graner noted that those teachers who can prove that they purchased their tickets prior to the December revision, their absence will be honored.

The Board reached consensus that the school calendar adopted on December 16, 2019 will remain in effect.

3. 2020-2021 Budget Work Session [ATTACHMENT #2]

The administration reviewed the following pages of the proposed 2020-2021 budget:

- 1260 Enrichment K-8
- 1270 Remedial Instruction K-12
- 1412 Summer School High Sc Credit
- 1500 Sports and Student Activities 6-12
- 2120 Guidance Services 6-12
- 2201 Supporting Services – CO T&L
- 2210 Improvement of Instruction
- 2220 Educational Media Services K-12

Special Meeting  
February 3, 2020  
Page 2

MOTION: Ackerman, White:

To adjourn at 8:15 p.m.

**PASSED UNANIMOUSLY**

# New Generation Accountability Report

By

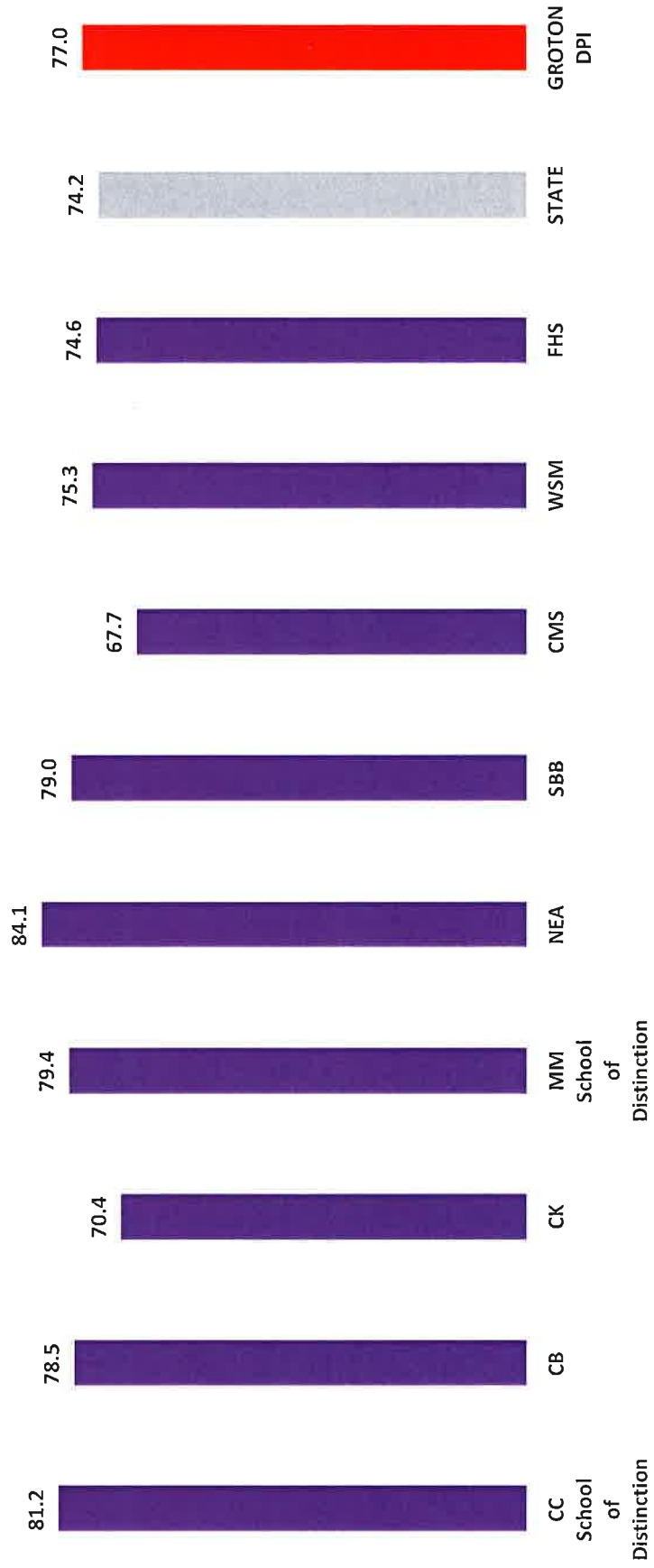
School Performance Index

&

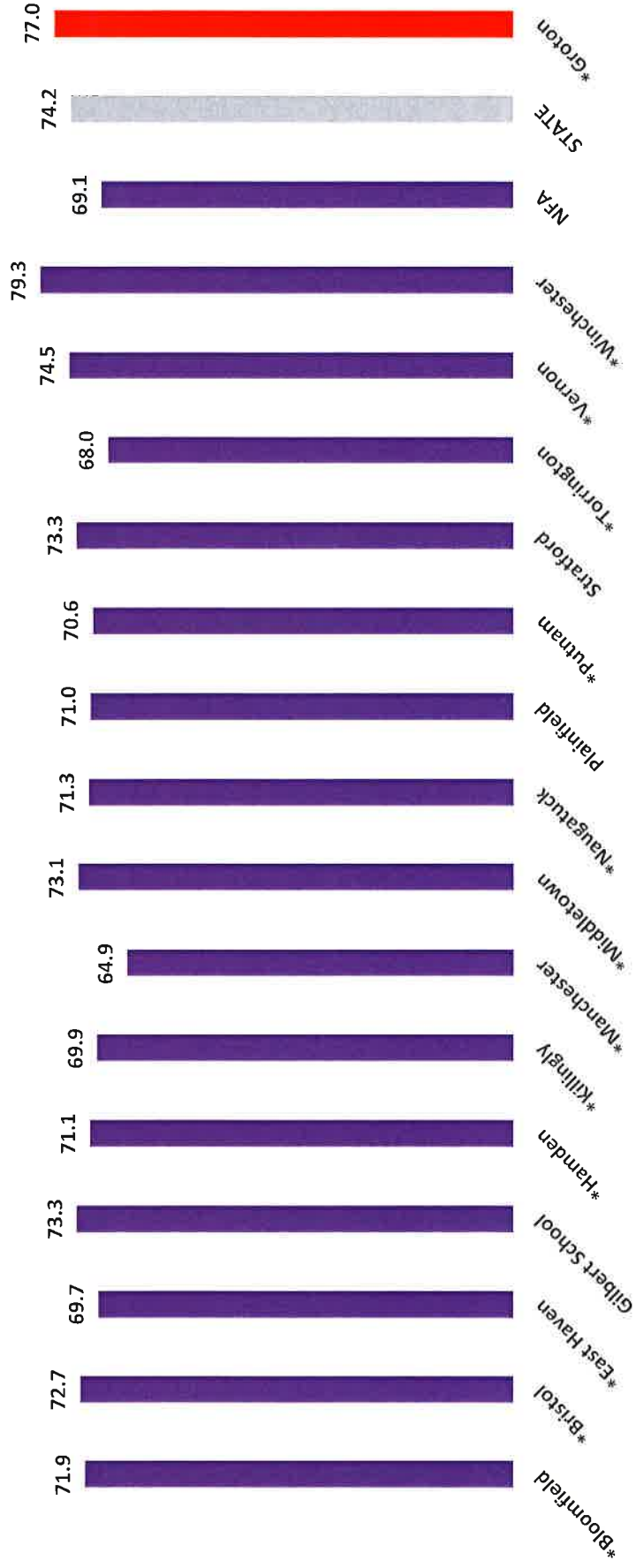
District Performance Index

The ultimate target for the Accountability Index is **85**

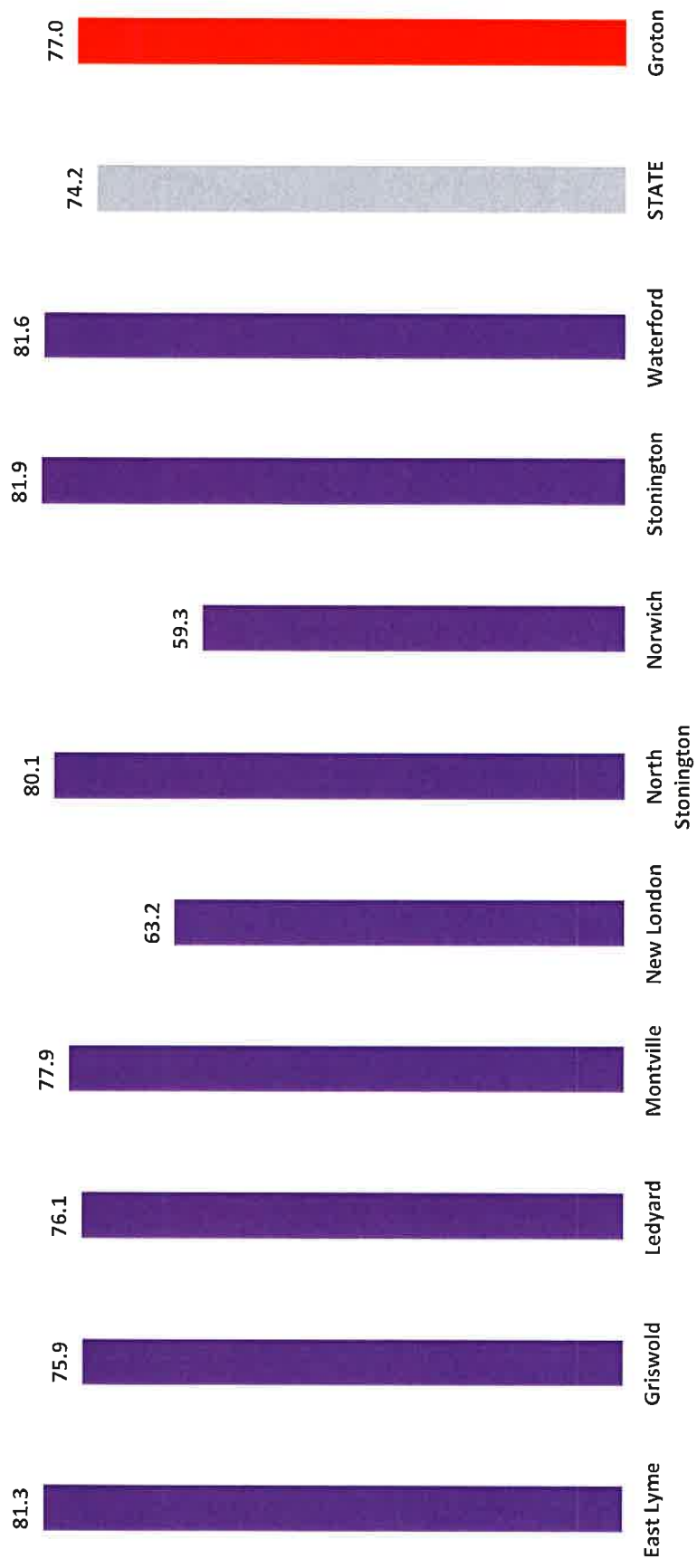
NGAS Report 2018-19  
Groton Schools: School Performance Index



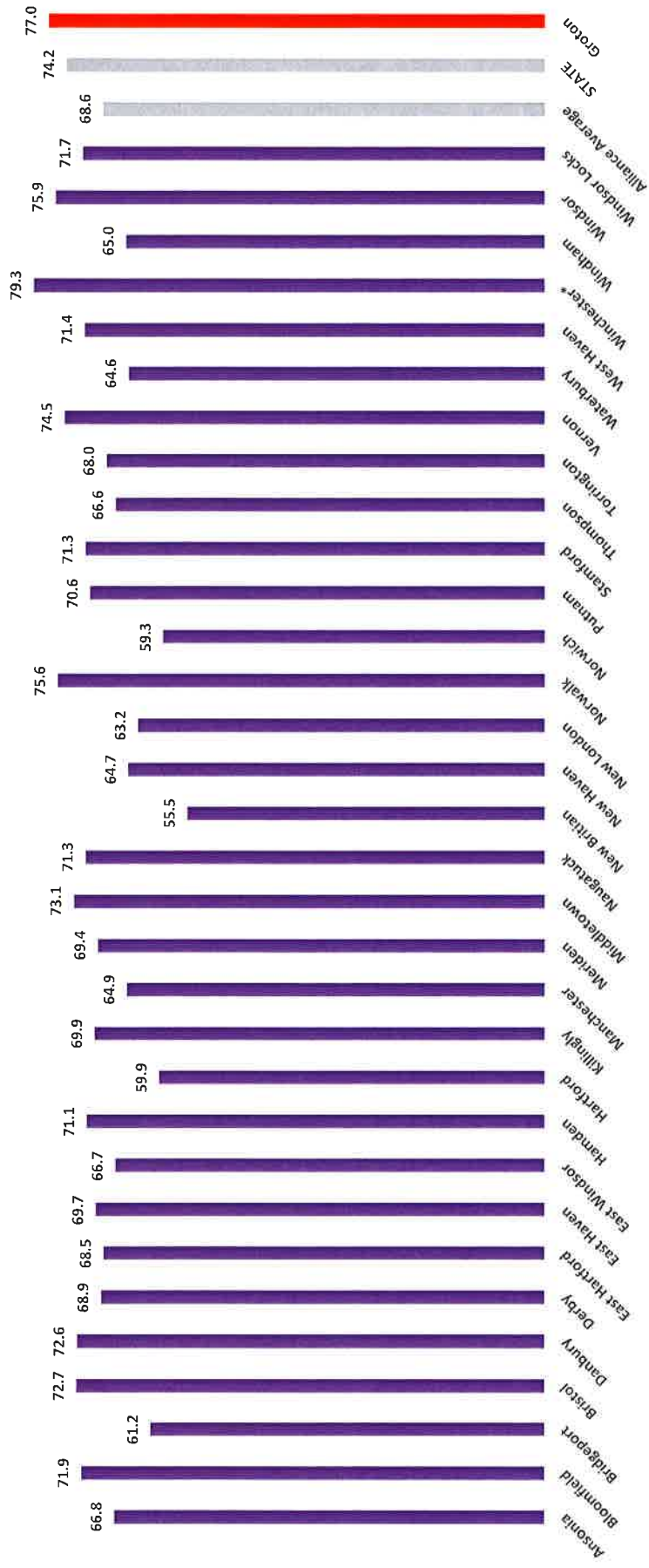
NGAS Report 2018-19  
District Reference Group (DRG): District Performance Index  
\* Alliance Districts



NGAS Report 2018-19  
Local Districts: District Performance Index



NGAS Report 2018-19  
 Alliance Districts (33): District Performance Index



# 2020 Summer School Program Projections

## Serving Our Students



# 2019 Summer School Review

## Student Enrollment

39 students

15 students in 2 courses

24 students in 1 course

## Additional information

- 68 courses taken
- 36 Credit Recovery
- 3 Advancement Courses
- 65 courses passed
- 3 *incompletes*
- *Power of APEX- students can continue*

# 2019 Summer School Review

## Program Logistics

4 Week Program (M-Th) 2.5h daily

@ FHS media center

3 teaching staff ( M, LA , tutor)

### Cost to students

2 courses \$250.00

1 course \$150.00

*11 students received tuition waivers granted by Dr. Graner*

**Revenue: \$4625.00**

hours	rate	Weekly expense	Total expense
20	38.54	\$770.80	3083.20

Director Stipend : \$ 4500

# 2020 Summer School Projections

FHS undergoing asbestos removal

Alternative locations:

- Catherine Kolnaski
- Northeast Academy

# 2020 Summer School Projections

## Program Logistics

4 Week Program (M-Th) 3h daily

3 staff ( Math, Language Arts, tutor)

## Cost to students (no change)

2 courses \$250.00

1 course \$150.00

*Tuition waiver option continued*

Hours	Rate	Weekly Expense	Total Expense
24	\$38.93	\$934.32	\$3,737.28

## ● Projected Revenue

○ \$4500- \$5000

*Additional staff may be needed if we exceed 40 students*

## Director Roles

**Planning:** (20 hours) Recruit staff , Plan Summer Program, Disseminate Summer School Information, Register students

**Implementation:** (30 hours weekly) Monitor student progress, communicate with parents, 1 to 1 student support during sessions, respond to emails from students during off hours

**Closure:** (15 hours) Disseminate Report Cards to parents, continue to work with students who may need additional days to complete, communicate all grades to school.

# Teacher Pay Rate / Director Stipend

Year	Teacher Hourly Rate	Director(s)Rate
2006- 2010	\$25.00 - \$27.00	\$4500
2010-2013	\$27.00 - \$28.00	\$4500
2013- 2016	\$28.84	\$4500
2016-2017	\$37.00	\$4500
2017-2018	\$37.55	\$4500
2018-2019	\$38.54	\$4500
2019-2020	\$38.93	?