


# SUGGESTED ACTIVITIES

## for our 'TREES AND NATURE' theme

for Feb 3rd - Feb 14th, 2020



### OUTDOOR ACTIVITIES:

Whether in the playground, stroller, park or just looking out of the window. Ask your child to examine the trees and plants around him or her. Encourage them to touch and feel the trunk and leaves. Count how many trees you can see. Collect some twigs and leaves to use later at home.

### INDOOR ACTIVITIES: MAKE A PLANT TOGETHER


Show your child any plants you have at home and then using some earth and beans, plant your own plant at home. Be sure to water it each day and keep it near the window. Explain how a plant and tree needs light and water in order to grow. Let your child water it each day. Be sure to bring it in to school as 'Show and Tell' when school finally resumes.

### ARTS AND CRAFTS

Here are a number of craft activities that your child can do with his or her siblings, parents, helpers or friends. Remember to discuss nature during the activity.




# ARTS AND CRAFTS FOR 'TREES AND NATURE'






# FUN SNACK AND BOOK IDEAS FOR 'TREES AND NATURE'



## Books About TREES





## EXTERNAL LINKS OF INTEREST

A Short Educational Video about trees

<https://youtu.be/517u5FMQxHA>

The Very Hungry Caterpillar

<https://youtu.be/75NQK-Sm1YY>