



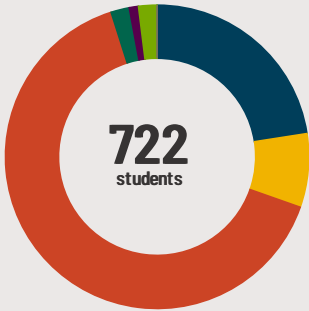
# Washington Middle School

231 S Constitution Dr Aurora, IL 60506 (630)301-5017

Grades: 6 - 8  
District: Aurora West USD 129

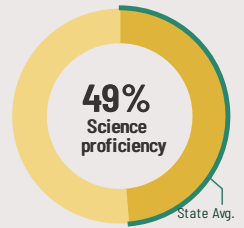
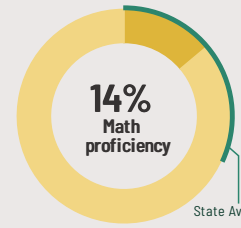
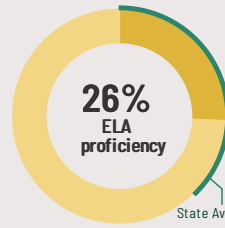
Principal: Mr. Thomas Davidson  
Superintendent: Dr. Jeff Craig

## Fast Facts



### Student Characteristics

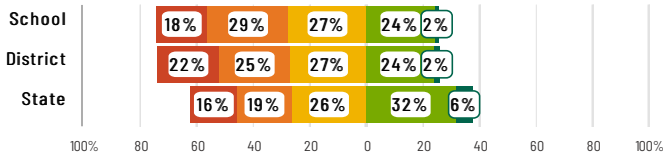
|                   |     |
|-------------------|-----|
| White             | 23% |
| Black             | 8%  |
| Hispanic          | 66% |
| Asian             | 2%  |
| American Indian   | 1%  |
| Two or More Races | 2%  |
| Pacific Islander  | 0%  |
| Low Income        | 50% |
| English Learners  | 22% |
| With IEPs         | 14% |
| With Disabilities | -   |
| Homeless          | 1%  |



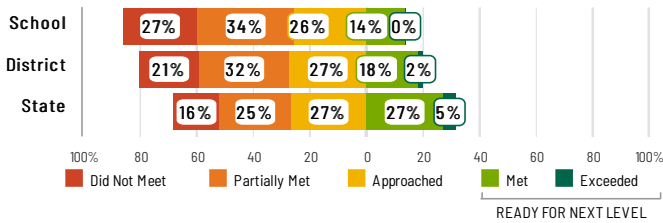
## Academic Success

All Illinois students in grades 3-8 take the IAR assessment each year. High school students take the SAT in English Language Arts and Math.

### English Language Arts



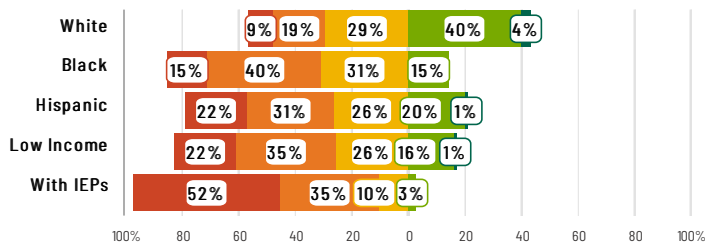
### Mathematics



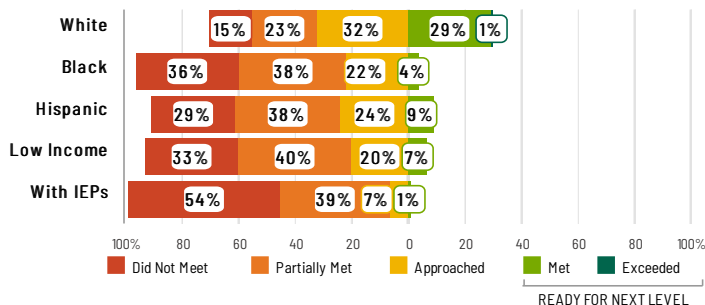
## Success by Student Group

This display shows IAR ELA & Math performance levels for each student group. No data is shown for groups with fewer than 10 students.

### English Language Arts



### Mathematics



## School Environment



The **5Essentials Survey** allows students in grades 6-12 and all teachers to share their perspectives on essential conditions for learning. The anonymous survey consists of 5 components.

- Most implementation
- More implementation
- Average implementation
- Less implementation
- Least implementation
- Not Applicable/Low Response

### Response Rates

|          |      |
|----------|------|
| Students | 98%  |
| Teachers | 100% |

### Average Effective Leaders

Do principals and teachers implement a shared vision for success?

### Average Collaborative Teachers

Do teachers collaborate to promote professional growth?

### Average Ambitious Instruction

Are classes challenging and engaging?

### Average Supportive Environment

Is the school safe, demanding, and supportive?

### Less Involved Families

Does the entire staff build strong external relationships?

## Student Attendance and Mobility

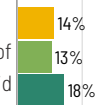
### Attendance Rate

Rate at which students are present at school, not including excused or unexcused absences



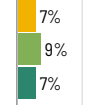
### Chronic Absenteeism

Percentage of students who miss 10% or more of school days per year either with or without a valid excuse



### Student Mobility

Percentage of students who transfer in or out of the school during the school year, not including graduates



### Teacher Retention

Percentage of full time teachers who return to the same school year to year





# Washington Middle School

## School Highlights

### Academic Courses

Washington Middle School offers a comprehensive curriculum for students in the 6th through 8th Grades. Students have opportunities to take accelerated courses in math, science, language arts, social studies, PLTW, physical education, exploratory courses, and foreign language.

### Physical Education, Health and Wellness

Physical Education courses this year are expanding their use of heart rate monitors and cardio enhanced lessons. Health continues to have a number of community, guest speakers to enhance the courses curricula each quarter.

### Other Programs and Activities

Washington offers a number of programs and activities that our students can participate in. Through community groups, like CIS, we are able to offer after school programs that meet a variety of our students' needs, as well as our ten clubs that students can belong to.

### School Awards

Students in 8th grade are recognized with a promotion ceremony at the end of the year. Washington student-athletes are recognized after every sport season as well as student-athlete of the week recognition.

### Career Development Courses and Programs

In our CTE courses students learn skills that will transfer to life-long learning skills as they work in their foods, clothing and shop classes.

### Athletics

Washington offers; volleyball, cross-country, soccer, football, basketball, wrestling, cheerleading and dance for our students to participate in throughout the school year. The athletes compete against surrounding district's middle schools as well as within our own district for a wide variety of opportunities and competition for the athletes.

### School Personnel Resources

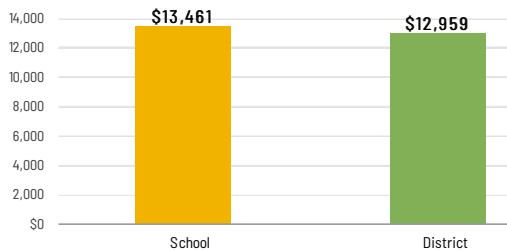
1.0 Social Workers, 1.5 School Psychologists, School Resource Officer, Speech and Language Pathologist, and graduate school interns.

### Facilities

Washington Middle School has a library and media center, cafeteria, main gym, multipurpose room, and a fitness center.

## School-Level Finance

The Every Student Succeeds Act requires LEAs to report school-level expenditure data, beginning with School Year 18-19 data. LEAs are required to report actual personnel and non-personnel expenditures of both site-specific and district centralized expenditures. Expenditures are shown at the site level and must be disaggregated by source of funds (federal vs. state/local). These data are self-reported and may differ from AFR data.



## Educator Measures

This school has had **2 principal(s)** over the past 6 years. In the last three years, an average of **93% of teachers** return to this school each year.

## FOR MORE INFORMATION

Visit [IllinoisReportCard.com](http://IllinoisReportCard.com) to see additional details about each item of information for this school. There you will find charts spanning multiple years, detailed explanations, resources, more of the school's programs and activities, and powerful tools that let you dig deeper into data.

Most of this data has been collected by ISBE from school districts through data systems. Some information, such as the School Highlights, is entered directly by principals and can be updated throughout the year.