



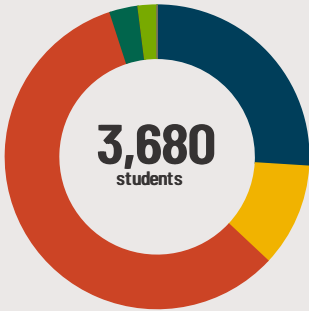
West Aurora High School

1201 W New York St Aurora, IL 60506 (630)301-5600

Grades: 9 - 12
District: Aurora West USD 129

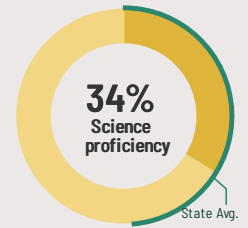
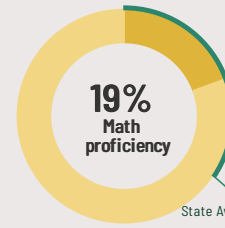
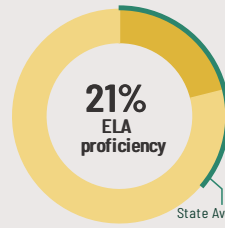
Principal: Dr.Charles Hiscock
Superintendent: Dr.Jeff Craig

Fast Facts



Student Characteristics

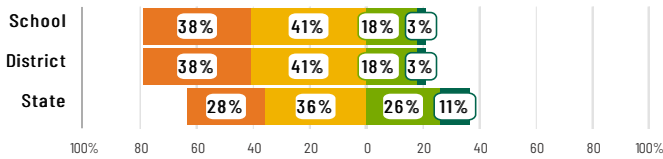
White	26%
Black	11%
Hispanic	58%
Asian	3%
American Indian	0%
Two or More Races	2%
Pacific Islander	0%
Low Income	48%
English Learners	13%
With IEPs	12%
With Disabilities	-
Homeless	1%



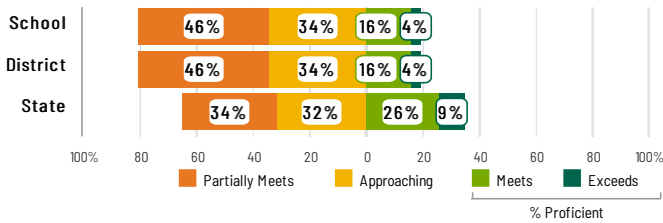
Academic Success

High school students take the SAT in English Language Arts and Math. The display shows SAT ELA & Math results in four performance levels.

English Language Arts



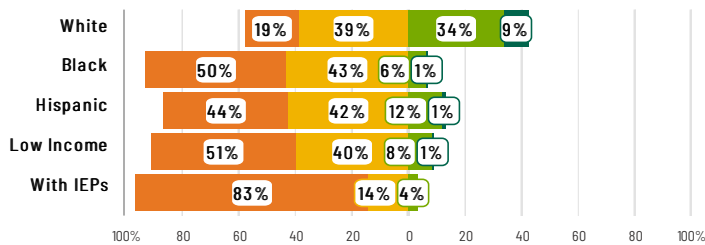
Mathematics



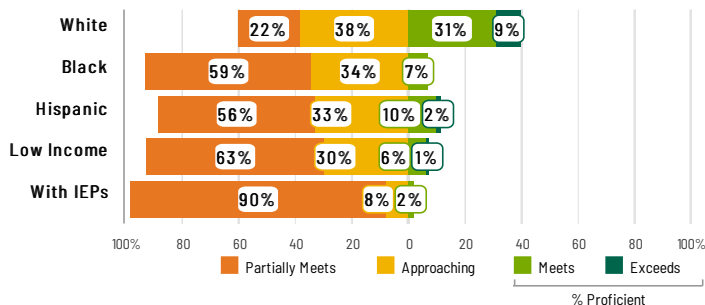
Success by Student Group

This display shows SAT ELA & Math performance levels for each student group. No data is shown for groups with fewer than 10 students.

English Language Arts



Mathematics



School Environment



The **5Essentials Survey** allows students in grades 6-12 and all teachers to share their perspectives on essential conditions for learning. The anonymous survey consists of 5 components.

- Most implementation
- More implementation
- Average implementation
- Less implementation
- Least implementation
- Not Applicable/Low Response

Response Rates

Students	88%
Teachers	93%

Average Effective Leaders

Do principals and teachers implement a shared vision for success?

More Collaborative Teachers

Do teachers collaborate to promote professional growth?

Average Ambitious Instruction

Are classes challenging and engaging?

Average Supportive Environment

Is the school safe, demanding, and supportive?

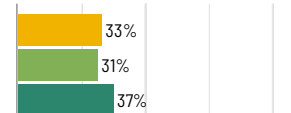
Average Involved Families

Does the entire staff build strong external relationships?

College Readiness

Early College Coursework

Students taking early college coursework in grades 10, 11, and 12



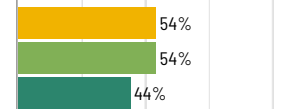
Postsecondary Enrollment

Students who enroll at colleges and universities



Community College Remediation (lower is better)

Students enrolled in Illinois community colleges who require remedial coursework



Graduation Rate

Percentage of students who graduated within 4 years



0% 25 50 75 100%
School District State



West Aurora High School

School Highlights

Academic Courses

West Aurora High School offers a complete and rigorous course of studies for all students, including Advanced Placement, Honors, and Dual Credit courses. The curriculum is also rich in opportunities for exploring pathways in the Fine Arts, Career and Technical Education, and Air Force JROTC. West High has been recognized as an AP Honors School.

Physical Education, Health and Wellness

West Aurora High School provides a comprehensive program in Physical Education, Health, and Driver's Education with an emphasis in lifelong learning, safety, Wellness, Nutrition, and Healthy Lifestyles.

Other Programs and Activities

West Aurora High School provides multiple opportunities for student involvement and support. Whether it be through a club, an activity, or an academic intervention, there is always a way to get involved in both our school and our community. Students at West currently can choose from a spectrum of over 70 clubs and activities.

School Awards

West Aurora High School has been named an AP Honors school. Recent West students have earned several national Art awards, been named all-state musicians, earned all-conference, all-state, and national awards in BPA, HOSA, FCCLA, DECA, Mathematics, Chess, Speech, and JROTC. Recognition was also earned at the 2019 International Student Science Fair.

Career Development Courses and Programs

Career and Technical Education is a critical component of our Pathways to Prosperity program, allowing students to explore aspects of technology, leadership, and cooperative problem solving that are critical to success in today's competitive work environment. Expanded programs include valuable certification opportunities in technology fields.

Athletics

West Aurora High School has a long and proud history of athletic excellence. We offer a wide range of competitive athletic opportunities for students. Our Blackhawk teams have been ranked among the most competitive in the state, and, more important, represent our student body and community with great sportsmanship and class.

School Personnel Resources

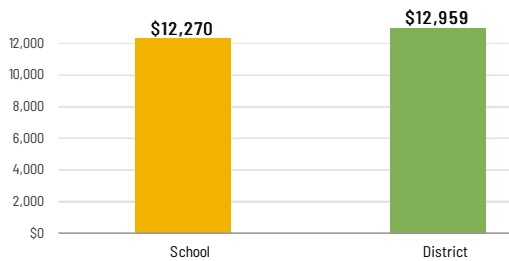
District 129 staff provide a wealth of support for students in areas ranging from peer-mediation, democracy, service, and emotional support.

Facilities

West Aurora High School is blessed with a supportive community that has agreed to support needed upgrades through a recently passing a referendum. Improvements include a new field house, improved parking, and a geothermal climate control system. These changes allow us to continue to support our incredible students for years to come.

School-Level Finance

The Every Student Succeeds Act requires LEAs to report school-level expenditure data, beginning with School Year 18-19 data. LEAs are required to report actual personnel and non-personnel expenditures of both site-specific and district centralized expenditures. Expenditures are shown at the site level and must be disaggregated by source of funds (federal vs. state/local). These data are self-reported and may differ from AFR data.



Educator Measures

This school has had **2 principal(s)** over the past 6 years. In the last three years, an average of **93% of teachers** return to this school each year.

Student Attendance and Mobility

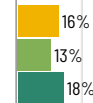
Attendance Rate

Rate at which students are present at school, not including excused or unexcused absences



Chronic Absenteeism

Percentage of students who miss 10% or more of school days per year either with or without a valid excuse



Student Mobility

Percentage of students who transfer in or out of the school during the school year, not including graduates



Teacher Retention

Percentage of full time teachers who return to the same school year to year



0% 25 50 75 100%
School District State

FOR MORE INFORMATION

Visit IllinoisReportCard.com to see additional details about each item of information for this school. There you will find charts spanning multiple years, detailed explanations, resources, more of the school's programs and activities, and powerful tools that let you dig deeper into data.

Most of this data has been collected by ISBE from school districts through data systems. Some information, such as the School Highlights, is entered directly by principals and can be updated throughout the year.