



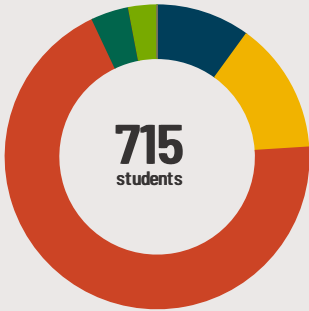
# Jefferson Middle School

1151 Plum St Aurora, IL 60506 (630) 301-5009

Grades: 6 - 8  
District: Aurora West USD 129

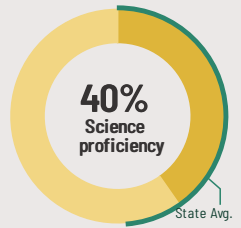

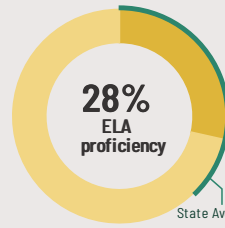
Principal: Mrs.Shawn Munos  
Superintendent: Dr.Jeff Craig

## Fast Facts



### Student Characteristics

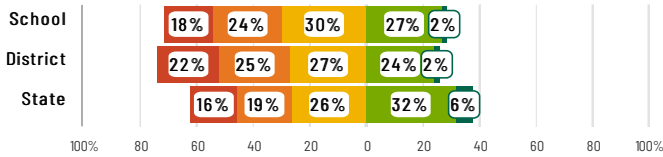
White	10%
Black	14%
Hispanic	69%
Asian	4%
American Indian	0%
Two or More Races	3%
Pacific Islander	0%
Low Income	62%
English Learners	18%
With IEPs	11%
With Disabilities	-
Homeless	2%



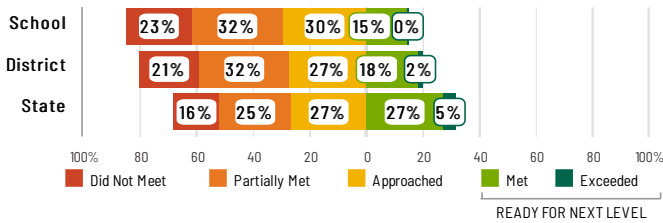
## Academic Success

All Illinois students in grades 3-8 take the IAR assessment each year. High school students take the SAT in English Language Arts and Math.

### English Language Arts



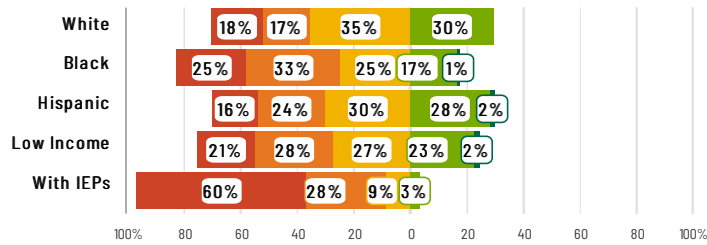
### Mathematics



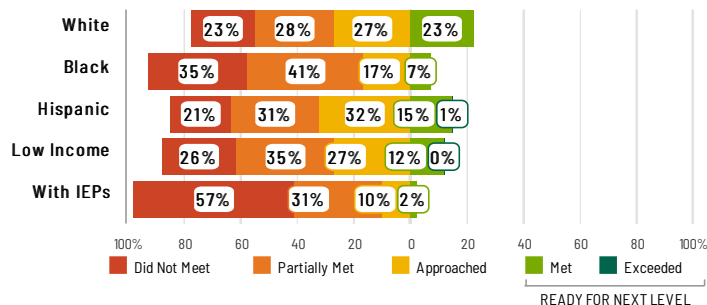
## Success by Student Group

This display shows IAR ELA & Math performance levels for each student group. No data is shown for groups with fewer than 10 students.

### English Language Arts



### Mathematics



## School Environment



The **5Essentials Survey** allows students in grades 6-12 and all teachers to share their perspectives on essential conditions for learning. The anonymous survey consists of 5 components.

- Most implementation
- More implementation
- Average implementation
- Less implementation
- Least implementation
- Not Applicable/Low Response

### Response Rates

Students	100%
Teachers	100%

### Average Effective Leaders

Do principals and teachers implement a shared vision for success?

### Average Collaborative Teachers

Do teachers collaborate to promote professional growth?

### Average Ambitious Instruction

Are classes challenging and engaging?

### Less Supportive Environment

Is the school safe, demanding, and supportive?

### Least Involved Families

Does the entire staff build strong external relationships?

## Student Attendance and Mobility

### Attendance Rate

Rate at which students are present at school, not including excused or unexcused absences



### Chronic Absenteeism

Percentage of students who miss 10% or more of school days per year either with or without a valid excuse



### Student Mobility

Percentage of students who transfer in or out of the school during the school year, not including graduates



### Teacher Retention

Percentage of full time teachers who return to the same school year to year





# Jefferson Middle School

## School Highlights

### Academic Courses

Our school has been working with the Challenging Learning group from the UK to deepen our methodology in curriculum delivery. Our students and staff have focused on the key areas of academic challenge and student/teacher dialogue this year as methods of adding necessary depth to all coursework that students encounter on a daily basis.

### Physical Education, Health and Wellness

Physical Education courses are continuing their expanded usage of heart rate monitors and cardio enhanced lessons. Health continues to have a number of community, guest speakers to enhance the courses' curricula each quarter.

### Other Programs and Activities

Jefferson offers a number of programs and activities that our students can participate in. Through community groups, like Community in Schools, Jefferson is able to offer after school programs that meet a variety of our students' needs, as well as our thirteen clubs that students can belong to.

### School Awards

Jefferson offers a variety of student awards throughout the year. Jefferson's awards programs cover academics, citizenship and athletics. Students have a variety of opportunities each quarter to work towards and receive awards. Students in eighth grade are recognized with a promotion ceremony at the end of the year.

### Career Development Courses and Programs

In our CTE courses, students learn skills that will transfer to life-long learning skills as they work in their foods, clothing and shop classes. Students are also able to explore Project Lead the Way engineering electives in our CTE department as well. Project Lead the Way is a STEM initiative curriculum driven by the University of Illinois.

### Athletics

Jefferson offers; volleyball, cross-country, soccer, football, basketball, wrestling, cheerleading, dance and track and field for our students to participate in throughout the school year. The athletes compete against surrounding districts' middle schools as well as against our own district middle schools for a wide variety of opportunities.

### School Personnel Resources

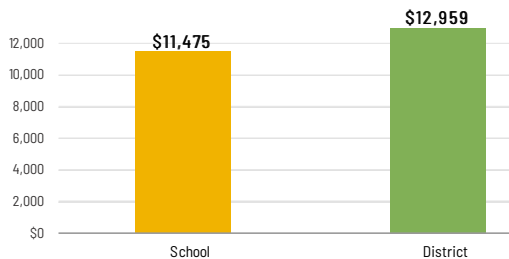
Jefferson has a number of resources available to assist students throughout the school year. Jefferson's staff consists of: certified teaching staff, para-professionals, hearing interpreters, reading specialist, math specialist, reading interventionist, speech and language pathologist, social worker and social work intern, school psychologist, nur

### Facilities

Jefferson's classroom prairie is now in its second fall foliage, and maintenance of the prairie and more planting will occur throughout the school year. Jefferson continues to update cameras and other safe and secure facility apparatus in order to ensure the safety of students and staff.

## School-Level Finance

The Every Student Succeeds Act requires LEAs to report school-level expenditure data, beginning with School Year 18-19 data. LEAs are required to report actual personnel and non-personnel expenditures of both site-specific and district centralized expenditures. Expenditures are shown at the site level and must be disaggregated by source of funds (federal vs. state/local). These data are self-reported and may differ from AFR data.



## Educator Measures

This school has had **2 principal(s)** over the past 6 years. In the last three years, an average of **86% of teachers** return to this school each year.

## FOR MORE INFORMATION

Visit [IllinoisReportCard.com](http://IllinoisReportCard.com) to see additional details about each item of information for this school. There you will find charts spanning multiple years, detailed explanations, resources, more of the school's programs and activities, and powerful tools that let you dig deeper into data.

Most of this data has been collected by ISBE from school districts through data systems. Some information, such as the School Highlights, is entered directly by principals and can be updated throughout the year.