



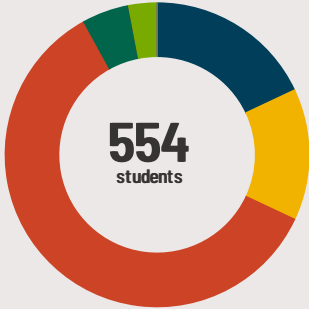
# Hall Elem School

2001 Heather Dr Aurora, IL 60506 (630) 301-5005

Grades: PK - 5  
District: Aurora West USD 129

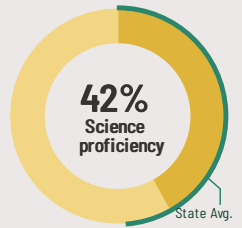

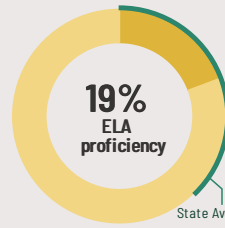
Principal: Mr. Zak Fitzenreider  
Superintendent: Dr. Jeff Craig

## Fast Facts



### Student Characteristics

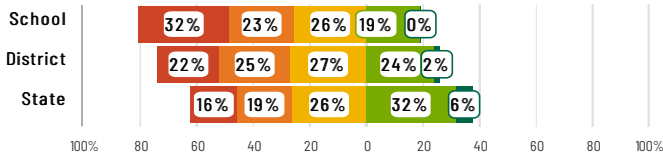
White	18%
Black	14%
Hispanic	60%
Asian	5%
American Indian	0%
Two or More Races	3%
Pacific Islander	0%
Low Income	57%
English Learners	40%
With IEPs	13%
With Disabilities	-
Homeless	1%



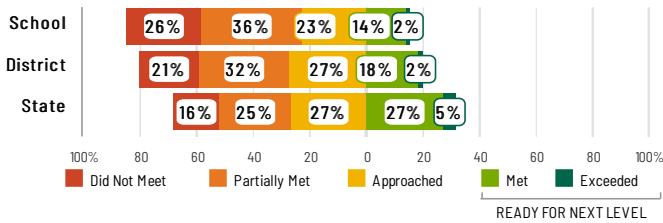
## Academic Success

All Illinois students in grades 3-8 take the IAR assessment each year. High school students take the SAT in English Language Arts and Math.

### English Language Arts



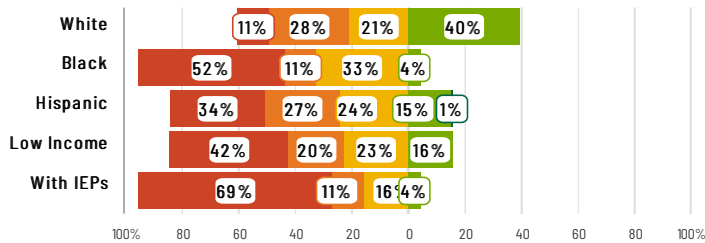
### Mathematics



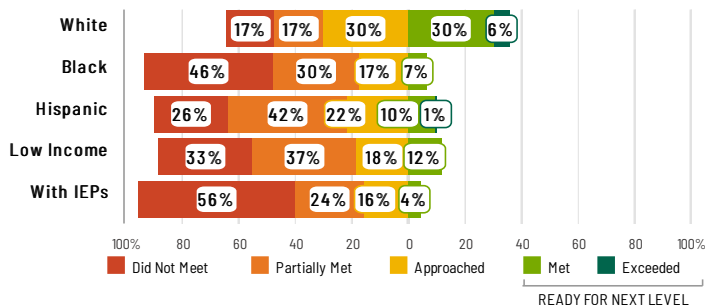
## Success by Student Group

This display shows IAR ELA & Math performance levels for each student group. No data is shown for groups with fewer than 10 students.

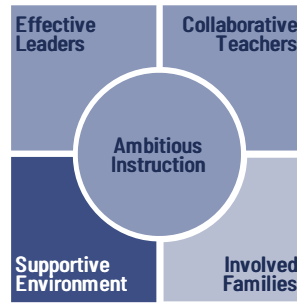
### English Language Arts



### Mathematics



## School Environment



The **5Essentials Survey** allows students in grades 6-12 and all teachers to share their perspectives on essential conditions for learning. The anonymous survey consists of 5 components.

- Most implementation
- More implementation
- Average implementation
- Less implementation
- Least implementation
- Not Applicable/Low Response

### Response Rates

Students	98%
Teachers	100%

### Average Effective Leaders

Do principals and teachers implement a shared vision for success?

### Average Collaborative Teachers

Do teachers collaborate to promote professional growth?

### Average Ambitious Instruction

Are classes challenging and engaging?

### More Supportive Environment

Is the school safe, demanding, and supportive?

### Less Involved Families

Does the entire staff build strong external relationships?

## Student Attendance and Mobility

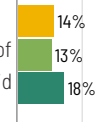
### Attendance Rate

Rate at which students are present at school, not including excused or unexcused absences



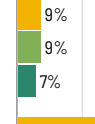
### Chronic Absenteeism

Percentage of students who miss 10% or more of school days per year either with or without a valid excuse



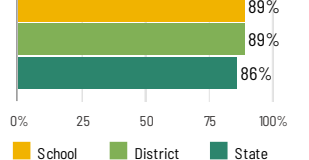
### Student Mobility

Percentage of students who transfer in or out of the school during the school year, not including graduates



### Teacher Retention

Percentage of full time teachers who return to the same school year to year





# Hall Elem School

## School Highlights

### Academic Courses

Hall School offers a variety of courses to better meet the needs of our students. Alongside of our core curriculum (monolingual and bilingual K-5) we provide STEM, Music, Art, and PE for all of our students. Additionally, students may have access to our Enrichment Resource curriculum and other academic interventions.

### Physical Education, Health and Wellness

K-5 students receive 50 minutes of P.E. coursework each week. In addition, Mutual Ground presents to all K-5 students, and 5th grade students receive instruction from Robert Crown. We also provide access to after school athletic clubs for interested students.

### Other Programs and Activities

Hall offers diverse after school programming to help students explore a variety of academic, social, and athletic interest. We also work with our community to develop and provide multiple activities for families and community members to connect with our school.

### School Awards

There are a number of A+ Foundation award recipients on staff, as well as a large group of educators who either are pursuing or have already obtained NBPTS certification.

### Career Development Courses and Programs

In order to prepare students to be college and career ready, Hall provides STEM classes to all students. We also work with Junior Achievement to provide community and career development for 2nd grade students as well as with IMSA to offer IMSA Fusion as an after school program. Hall also participates in the Energizing Student Potential program.

### Athletics

Hall offers After School Sports and Girls on the Run to students.

### School Personnel Resources

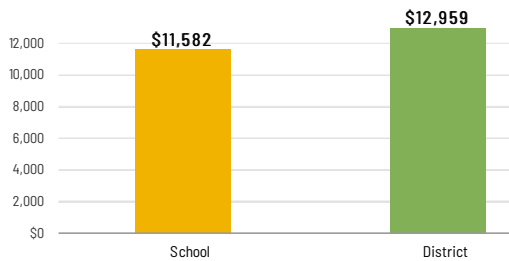
Bilingual Education Teacher, Bilingual Special Education Teacher, English as a Second Language Teacher, General Administrator or General Supervi, Librarian/Media Specialist, Paraprofessional, Reading Specialist, School Nurse, School Psychologist, School Social Worker, Special Education Teacher, Speech Language Pathology Teacher

### Facilities

Hall School houses 23 sections of classrooms. We are privileged to have a designated space for art, music, physical education, band, STEM and special education.

## School-Level Finance

The Every Student Succeeds Act requires LEAs to report school-level expenditure data, beginning with School Year 18-19 data. LEAs are required to report actual personnel and non-personnel expenditures of both site-specific and district centralized expenditures. Expenditures are shown at the site level and must be disaggregated by source of funds (federal vs. state/local). These data are self-reported and may differ from AFR data.



## Educator Measures

This school has had **3 principal(s)** over the past 6 years. In the last three years, an average of **89% of teachers** return to this school each year.

## FOR MORE INFORMATION

Visit [IllinoisReportCard.com](http://IllinoisReportCard.com) to see additional details about each item of information for this school. There you will find charts spanning multiple years, detailed explanations, resources, more of the school's programs and activities, and powerful tools that let you dig deeper into data.

Most of this data has been collected by ISBE from school districts through data systems. Some information, such as the School Highlights, is entered directly by principals and can be updated throughout the year.