



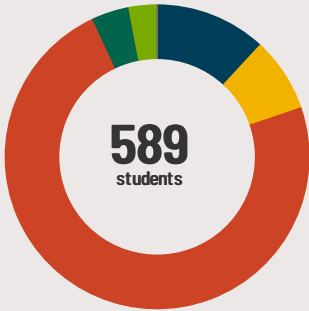
Greenman Elem School

729 W Galena Blvd Aurora, IL 60506 (630) 301-5004

Grades: PK - 5
District: Aurora West USD 129

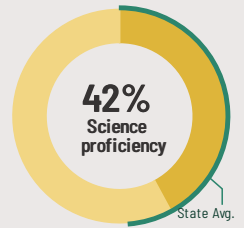
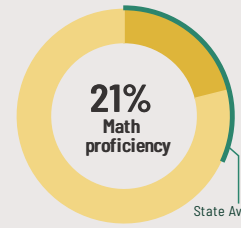
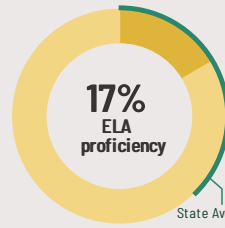
Principal: Mr. Cliff Englisharden
Superintendent: Dr. Jeff Craig

Fast Facts



Student Characteristics

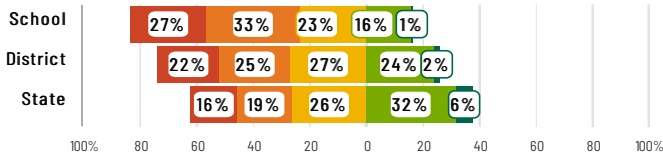
White	12%
Black	8%
Hispanic	74%
Asian	4%
American Indian	0%
Two or More Races	3%
Pacific Islander	0%
Low Income	69%
English Learners	54%
With IEPs	14%
With Disabilities	-
Homeless	2%



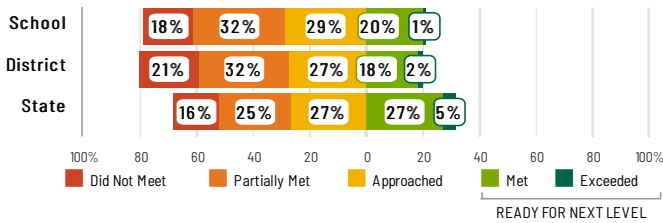
Academic Success

All Illinois students in grades 3-8 take the IAR assessment each year. High school students take the SAT in English Language Arts and Math.

English Language Arts



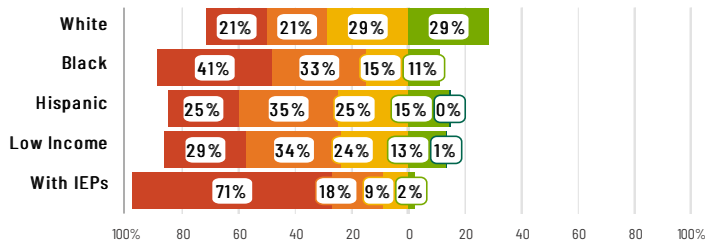
Mathematics



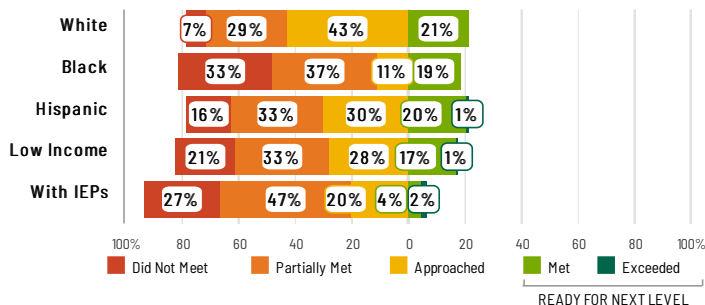
Success by Student Group

This display shows IAR ELA & Math performance levels for each student group. No data is shown for groups with fewer than 10 students.

English Language Arts



Mathematics



School Environment



The **5Essentials Survey** allows students in grades 6-12 and all teachers to share their perspectives on essential conditions for learning. The anonymous survey consists of 5 components.

- Most implementation
- More implementation
- Average implementation
- Less implementation
- Least implementation
- Not Applicable/Low Response

Response Rates

Students	100%
Teachers	94%

Average Effective Leaders

Do principals and teachers implement a shared vision for success?

More Collaborative Teachers

Do teachers collaborate to promote professional growth?

More Ambitious Instruction

Are classes challenging and engaging?

More Supportive Environment

Is the school safe, demanding, and supportive?

Average Involved Families

Does the entire staff build strong external relationships?

Student Attendance and Mobility

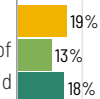
Attendance Rate

Rate at which students are present at school, not including excused or unexcused absences



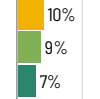
Chronic Absenteeism

Percentage of students who miss 10% or more of school days per year either with or without a valid excuse



Student Mobility

Percentage of students who transfer in or out of the school during the school year, not including graduates



Teacher Retention

Percentage of full time teachers who return to the same school year to year





Greenman Elem School

School Highlights

Academic Courses

Greenman offers 4th and 5th grade reading enrichment classes, Bilingual classes, ESL Support, Sheltered classes, Title 1 Programs, and 5th Grade Band.

Physical Education, Health and Wellness

Along with a standards aligned PE curriculum, Greenman offers 4th and 5th Grade Basketball, 4th and 5th Grade Volleyball, Fresh Fruits and Vegetables Program, Mutual Ground Personal Body Safety Program, Breakfast/Lunch For All Program, Aurora Fire Department - Fire Prevention and Awareness Program, and Robert Crown Center for Health Education.

Other Programs and Activities

Greenman offers students and families opportunities to participate in many before and after school clubs and activities such as My Time, Literacy Through the Arts, Family Nights, PTO, etc.

School Awards

- 2005 Merit Award for Architecture from the American Institute of Architects - 2005 Learning by Design Award

Career Development Courses and Programs

To prepare students to be college and career ready, Greenman offers the Junior Achievement Program and Illinois Math and Science Academy - IMSA Fusion Program to students.

Athletics

Greenman offers After School Sports and Girls on the Run to students.

School Personnel Resources

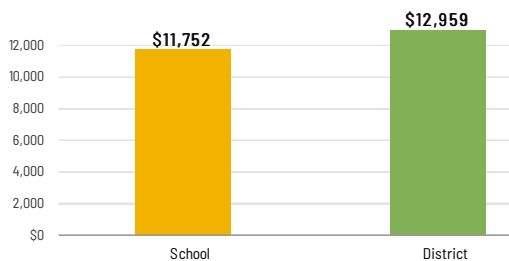
Greenman's Support Staff includes: - LBS Teachers - Social Worker - Psychologist - Occupational Therapist - Physical Therapist - Speech and Language Therapist - Nurse

Facilities

Along with vibrant classrooms, Greenman has dedicated Art, Physical Education, Music and STEM classrooms. Our Vision is to provide a safe and respectful learning environment where all students can learn.

School-Level Finance

The Every Student Succeeds Act requires LEAs to report school-level expenditure data, beginning with School Year 18-19 data. LEAs are required to report actual personnel and non-personnel expenditures of both site-specific and district centralized expenditures. Expenditures are shown at the site level and must be disaggregated by source of funds (federal vs. state/local). These data are self-reported and may differ from AFR data.



Educator Measures

This school has had **2 principal(s)** over the past 6 years. In the last three years, an average of **80% of teachers** return to this school each year.

FOR MORE INFORMATION

Visit IllinoisReportCard.com to see additional details about each item of information for this school. There you will find charts spanning multiple years, detailed explanations, resources, more of the school's programs and activities, and powerful tools that let you dig deeper into data.

Most of this data has been collected by ISBE from school districts through data systems. Some information, such as the School Highlights, is entered directly by principals and can be updated throughout the year.