



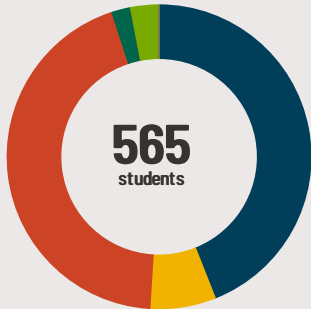
Freeman Elem School

153 S Randall Rd Aurora, IL 60506 (630) 301-5002

Grades: PK - 5
District: Aurora West USD 129

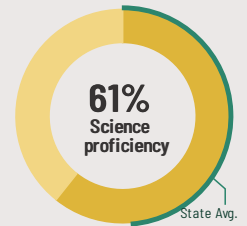
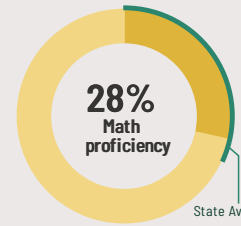
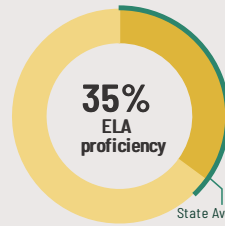
Principal: Ms. Crystal Dvorak
Superintendent: Dr. Jeff Craig

Fast Facts



Student Characteristics

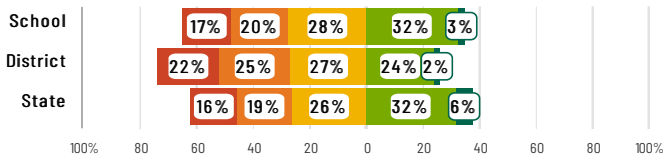
White	44%
Black	7%
Hispanic	44%
Asian	2%
American Indian	0%
Two or More Races	3%
Pacific Islander	0%
Low Income	43%
English Learners	14%
With IEPs	13%
With Disabilities	-
Homeless	0%



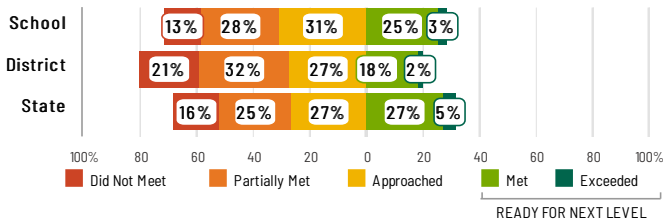
Academic Success

All Illinois students in grades 3-8 take the IAR assessment each year. High school students take the SAT in English Language Arts and Math.

English Language Arts



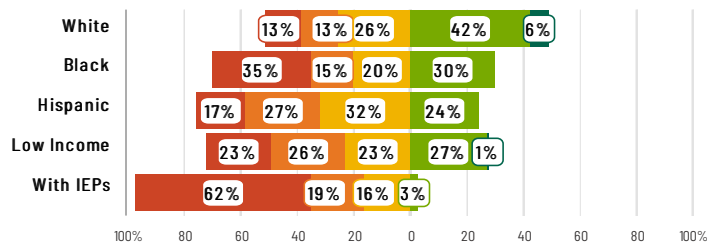
Mathematics



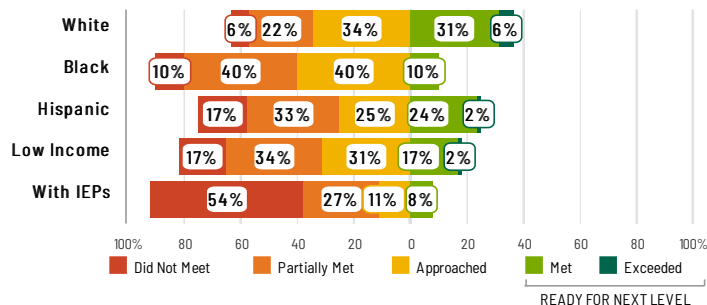
Success by Student Group

This display shows IAR ELA & Math performance levels for each student group. No data is shown for groups with fewer than 10 students.

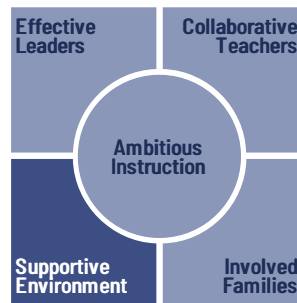
English Language Arts



Mathematics



School Environment



The **5Essentials Survey** allows students in grades 6-12 and all teachers to share their perspectives on essential conditions for learning. The anonymous survey consists of 5 components.

- Most implementation
- More implementation
- Average implementation
- Less implementation
- Least implementation
- Not Applicable/Low Response

Response Rates

Students	100%
Teachers	98%

Average Effective Leaders

Do principals and teachers implement a shared vision for success?

Average Collaborative Teachers

Do teachers collaborate to promote professional growth?

Average Ambitious Instruction

Are classes challenging and engaging?

More Supportive Environment

Is the school safe, demanding, and supportive?

Average Involved Families

Does the entire staff build strong external relationships?

Student Attendance and Mobility

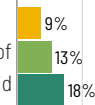
Attendance Rate

Rate at which students are present at school, not including excused or unexcused absences



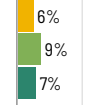
Chronic Absenteeism

Percentage of students who miss 10% or more of school days per year either with or without a valid excuse



Student Mobility

Percentage of students who transfer in or out of the school during the school year, not including graduates



Teacher Retention

Percentage of full time teachers who return to the same school year to year





Freeman Elem School

School Highlights

Academic Courses

Freeman School offers a strong academic program in the core areas which is enhanced with a well developed fine arts curriculum. There are many opportunities for students such as Band, ESL programs, Career Development, Choir, and Enrichment opportunities for students in 4th and 5th grade.

Physical Education, Health and Wellness

Freeman understands the importance of physical education and health and offers students access to Cross Curricular Activities, Team Building, Fitness Testing, Rhythm and Hand/Eye Coordination Activities.

Other Programs and Activities

Freeman offers students an opportunity to participate in a variety of after school clubs as well as provides multiple activities and events to foster parent and community partnerships.

School Awards

Currently, Freeman School has teachers recognized as a Golden Apple Recipient. We also participate in the Modern Woodman Speech Contest and have students and teams place in Math Bowl. Our Helping Hands gives back to our community in a variety of ways with volunteering time and donating supplies.

Career Development Courses and Programs

To prepare students to be college and career ready, Freeman offers IMSA Fusion to 4th and 5th grade students and provides STEM classes to all students.

Athletics

Freeman offers students opportunities to participate in Girls Running Club.

School Personnel Resources

General Administrator or General Supervisor, Librarian/Media Specialist, Paraprofessional Reading Specialist, Reading Teacher School Psychologist, School Social Worker, Special Education Teacher, Speech Language Pathology Teacher, School Nurse, English as a Second Language Teacher.

Facilities

Along with vibrant classroom, we have the privilege to have designated rooms for Special Education, STEM, ART, Music, Media Center, and PE.

School-Level Finance

The Every Student Succeeds Act requires LEAs to report school-level expenditure data, beginning with School Year 18-19 data. LEAs are required to report actual personnel and non-personnel expenditures of both site-specific and district centralized expenditures. Expenditures are shown at the site level and must be disaggregated by source of funds (federal vs. state/local). These data are self-reported and may differ from AFR data.



Educator Measures

This school has had **2 principal(s)** over the past 6 years. In the last three years, an average of **88% of teachers** return to this school each year.

FOR MORE INFORMATION

Visit IllinoisReportCard.com to see additional details about each item of information for this school. There you will find charts spanning multiple years, detailed explanations, resources, more of the school's programs and activities, and powerful tools that let you dig deeper into data.

Most of this data has been collected by ISBE from school districts through data systems. Some information, such as the School Highlights, is entered directly by principals and can be updated throughout the year.