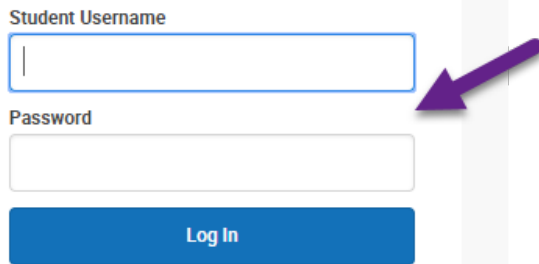




Online Course Registration Instructions

Step 1: Getting Started

- Log onto Campus Student available at <https://www.district196.org/community/families>.
Username = Student ID number
Password = School network password
- Click **Log In**

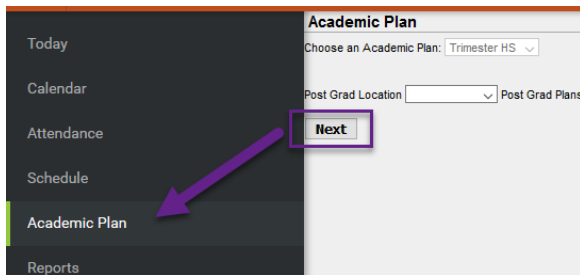


Student Username

 Password

Step 2: Academic Plan Tab

- Click on the **Academic Plan** tab and then **Next**.

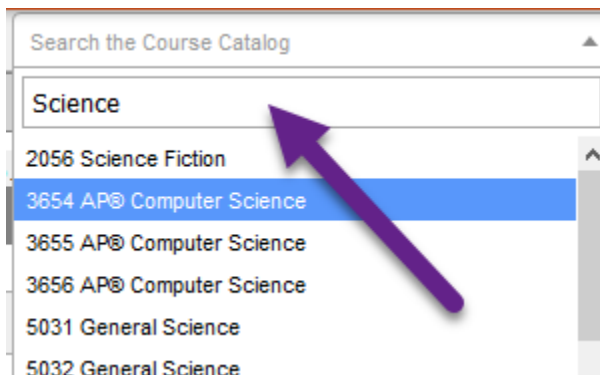


Today
 Calendar
 Attendance
 Schedule
 Academic Plan
 Reports

Academic Plan
 Choose an Academic Plan: Trimester HS
 Post Grad Location

Step 3: Searching for Courses

- Click on **Search the Course Catalog**.
- Search for a course by course number (full number) or by course name (you may enter part of a name if unsure of the full name).
- Click on the course for more information.

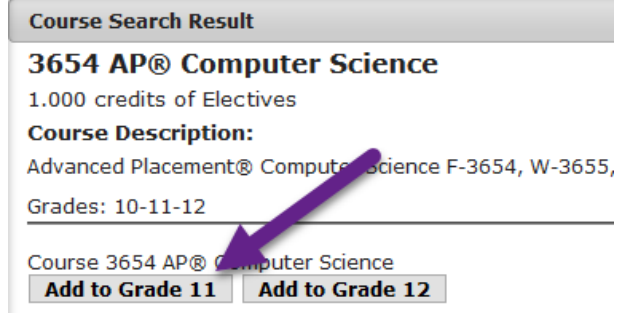


Search the Course Catalog

 2056 Science Fiction
3654 AP@ Computer Science
 3655 AP@ Computer Science
 3656 AP@ Computer Science
 5031 General Science
 5032 General Science

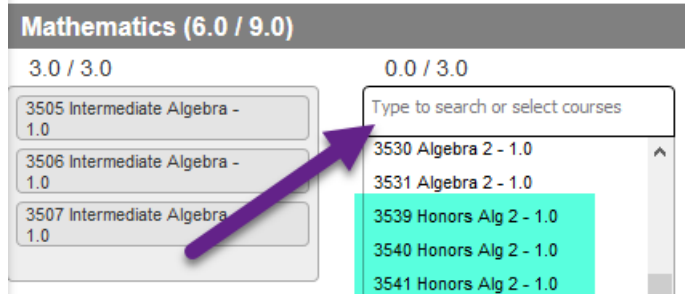
Step 4: Selecting Your Courses

- Add the course from the Course Catalog search.
- The course will be added to the Academic Plan.



Course Search Result
3654 AP@ Computer Science
 1.000 credits of Electives
Course Description:
 Advanced Placement@ Computer Science F-3654, W-3655,
 Grades: 10-11-12
 Course 3654 AP@ Computer Science

- Click on **Type to search or select courses** to add the course directly on Academic Plan.

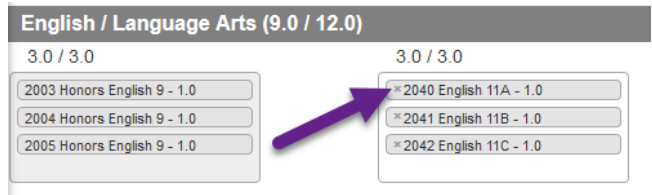


Mathematics (6.0 / 9.0)
 3.0 / 3.0
 3505 Intermediate Algebra - 1.0
 3506 Intermediate Algebra - 1.0
 3507 Intermediate Algebra - 1.0

0.0 / 3.0
 Type to search or select courses
 3530 Algebra 2 - 1.0
 3531 Algebra 2 - 1.0
 3539 Honors Alg 2 - 1.0
 3540 Honors Alg 2 - 1.0
 3541 Honors Alg 2 - 1.0

Step 5: Dropping a Course

- To remove a planned course, click on the X next to the course number.

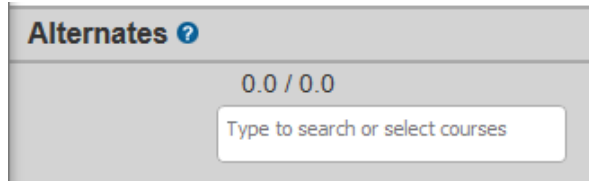


English / Language Arts (9.0 / 12.0)
 3.0 / 3.0
 2003 Honors English 9 - 1.0
 2004 Honors English 9 - 1.0
 2005 Honors English 9 - 1.0

3.0 / 3.0

Step 6: Selecting Alternative Courses

- You may select alternate elective courses to guide your counselor in substituting classes in case an elective course becomes unavailable.



Alternates ?
 0.0 / 0.0

