

Get to Know the Student Portal

Grades 3+ see intermediate portal by default. Edit settings in [Classroom Roster](#).

Raz-Kids Primary Student Portal

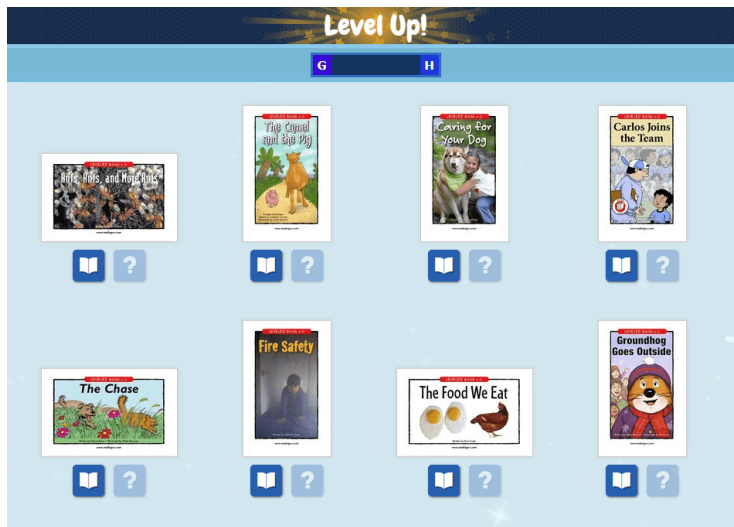
The space-themed portal.



Level Up!

Level Up! contains a collection of books that students can complete to automatically advance to the next Learning A-Z reading level. Students automatically Level Up! once they listen and read all the books, and pass the comprehension quiz with a score of 80% or higher.

You can assign reading levels to students and customize the listen version of books any time in the [Classroom Roster](#).



My Assignment


Students go to the My Assignment area to complete activities that you have [digitally assigned](#).

Reading Room

The [Reading Room](#) is where students can access reading resources for reading practice and enjoyment. The Reading Room makes it easy for students to find level-

appropriate books by topic, category, and popularity. In addition, students can save their favorite books for easy access anytime.

You can customize your student's Reading Room experience in the [Roster](#) under the Raz-Plus tab.






Brain Works

0:09

Brain Works

Every person has a brain.
A brain helps a person to think, feel,
and move.
A brain helps a person to grow.
It helps a person from being too hot
or too cold.
It helps a person solve problems
and to read.
Each person has to take care of his
or her brain.
A person has to eat healthy foods
and play.
A brain never stops working.
A brain works even when a person sleeps.
A brain helps move air and blood through



Flight Check

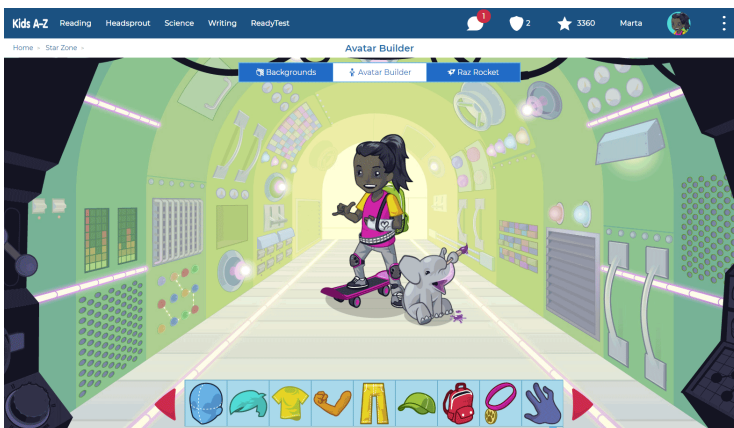
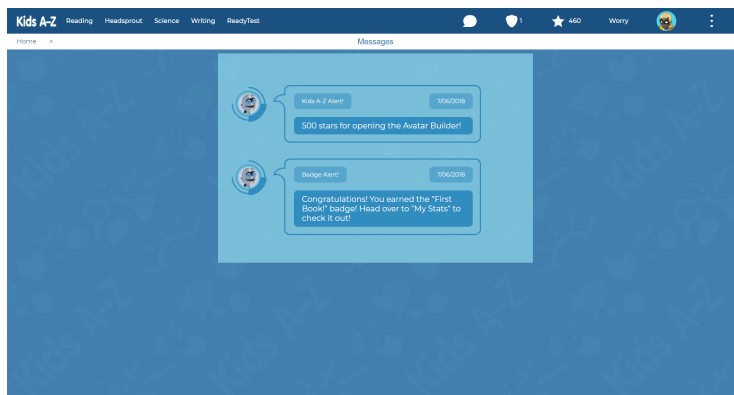
Flight Check appears for students when you assign them a digital assessment, such as a digital Running Record using the Benchmark Passages or Books.

You can digitally [assess](#) a student's reading level, ability to name letters, and ability to recognize high-frequency words.

Messages

Students can use the dashboard to navigate to messages from you or their parents and to view notifications when they earn badges.

You can send students messages and award them bonus stars from the [Roster](#).



Star Zone

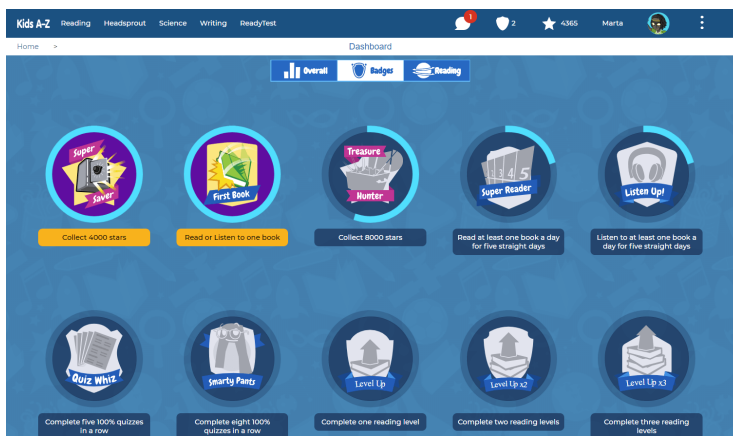
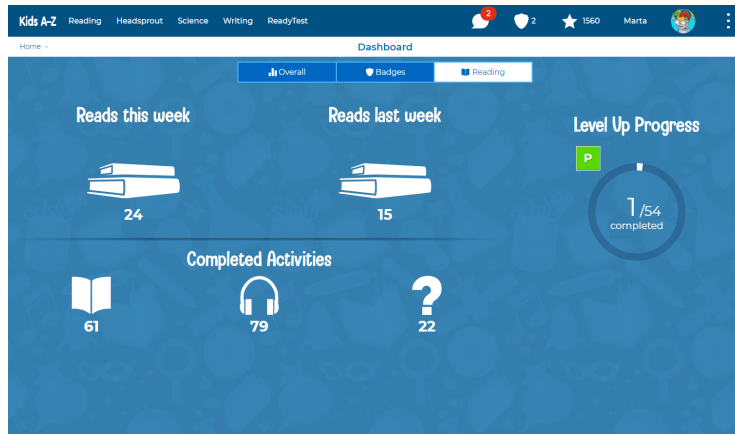
Students earn stars by completing activities. They can spend their stars by customizing their avatar in the Avatar Builder, or Raz Rocket in the Star Zone.

You can turn these incentives On or Off in the [Classroom Roster](#) under the General Tab.

Stats

Students can check their reading progress and badges in Stats.

You can check student progress from the [Activity Report](#).



Badges

Badges reward students for achieving milestones and incentivize them to complete more activities. These badges will help students set goals and become more engaged in their learning.