

DATE	NAME	EMAIL	ELEMENTARY	MIDDLE	HIGH	OPTION	COMMENTS
12/27/2019	Anant & Sharada Jahag	anantshruti2@gmail.com	Findley Elem	Stoller MS	Sunset		Hi, we are strong believers of public schools. Public schools, especially the elementary and middle schools are defined in such a way that, they are really the neighborhood schools. They are mostly in the walking distance so homes. This not only reduces the overhead cost of maintaining bus system, but also ensures, neighborhood community is involved in every school activity and school grows with the community. Community treats the neighborhood school as an extended family and grows with it also. Parents volunteer in their kids classes, they go and help in the school projects and over the years community shapes the school growth and school in turn shapes the community. This becomes more important during inclement weather, we want our kids at a walking distance during inclement weather, reaching them out via walking is the only means of getting them out of there. This is really true for Elementary and Middle schools, while this is true also for high schools also, but having so many high schools is not just economically viable. It's a community feeling, we see the school next to us, we go to school not only during school days, during weekends to help cleaning, community gatherings etc...It's like part of our life. Findley is feeding to Stoller for quarter of a century now (25Yrs), pretty sure the Findley families have been an integral part of Stoller growth over the years and pretty sure Findley families have a great hand in making Stoller what it is right now. We have been reading all the comments online from SPV community on throwing Findley out of Stoller (>70% of Findley kids are <1 mile from Stoller and walk to Stoller). Also, there was a comment from the BSD committee member in the last meeting (12/19/19), that JW and FE should be out of Stoller while SPV/Sate and RC stay in Stoller? I don't understand the argument here. Are we making decision based on facts and data or some random way? 1.SPV and Sato are heavily growing communities. Having both of them feed to ONE MIDDLE SCHOOL is just postponing the overcrowding issue at Stoller. We will be back again in 2023 January with the Stoller overcrowding issue and rezoning again because of North Bethany's crazy growth. FE and JW (which are feeding to Stoller for 25+Yrs now are well established communities. In fact the numbers from these two communities are going down, as there are NO NEW communities coming in the Findley community). This has been studied in detail by an independent PSU study). Please see, the growth projection data can be viewed from the PSU study in (pages 36, 37, 38): https://pdxscholar.library.pdx.edu/cgi/viewcontent.cgi?article=1129&context=enrollmentforecasts2 . We CANNOT have kids using bus to go from SPV to Stoller (100%) and bus going from Findley to Timberland (100%). This is just not a good solution. ~75% of FE students walk to Stoller (with the new trails that have been already completed and also in the works to complete in 2Yrs). 3. Best solution would be to have Stoller fed from Findley, JW and Sato (the three nearest Elementary schools). 4. There have been couple of maps presented, that shows splitting FE between Stoller and Timberland. PLEASE DON'T SPLIT a well established community for a growing community. FE community is a very close knit community, where everyone knows everyone and kids have friends who want to grow together. 5. SPV feeding to Five Oaks or Timberland (NOTE: there is only 1 min less travel time from SPV to Five Oaks compared to SPV to Timberland). This way heavily growing SPV community can feed Timberland and keep it more efficiently used. This is fair on older communities, who have built and grown the Stoller middle school for decades now. 6. I am NOT a strong believer of Elementary/Middle school kids taking long route buses. So the concerns that I brought up above for FE kids also apply to any Elementary/Middle school kid. I am against #5 mentioned above also. It doesn't matter, kid is a kid, it could be from SPV or from FE. Most appropriate solution would be to have another middle school north of Springville Rd. There is already so much chaos on Springville road, laidlaw, Cornell because of the school buses and I cannot imagine more buses being added to this either because some one thinks moving FE out of Stoller 100% or SPV busing 100% to Stoller (also with growing SPV community). It is very important that, kids within the Springville community stay in there
12/27/2019	Loretta Louie	lorettalouie22@gmail.com	Jacob Wismer Elem	Stoller MS	Sunset	ISB	We are strongly opposing the proposal to move Jacob Wismer out of Stoller Middle School's boundaries. There is a reason why so many of us moved specifically into the surrounding neighborhoods. It is distressing and frustrating when big decisions you have made are affected by other decisions beyond our own control. We moved to this district wanting to ensure that our children would be able to attend great public schools like Jacob Wismer - Stoller - Sunset. Currently, my daughters would be able to walk to Stoller. With the proposed change, they would have to either be driven or bussed. We hope that there are other ways to address the issues other than to move a school out of its boundaries. We all want nothing but the best for our children, and we all believe we are doing what is best. Such a big decision has such huge impact and ramifications, but if it is not for the better for all parties, that is where we will continue to have issues and most likely, more issues.
12/27/2019	Ashutosh Misra	ashutoshmisra@yahoo.com	Jacob Wismer Elem	Stoller MS	Westview		My son goes to Jacob Wismer elementary and our neighborhood middle school is Stoller. Stoller is about 1.2 miles away and students in our neighborhood don't have buses in Middle school and they walk or bike along the trails. This is true with nearly all the Jacob Wismer students as they don't get bussed to Stoller MS. If Jacob Wismer students are moved out of Stoller then there would be additional buses that need to be run by BSD resulting in increased cost and traffic and extra pollution that could be avoided. It doesn't make any sense to move Jacob Wismer out of Stoller.

12/27/2019	Sudhashil Chattopadhy	beji123@gmail.com	Rock Creek Elem	Stoller MS	Westview	<p>The committee should adhere to the following points to make this an impartial process</p> <ol style="list-style-type: none"> 1. Improve feeder patterns from MS to HS. As a parent's testimony showed in the last meeting, this can be a traumatic experience for kids going to HS. 2. Have equity in travel time. Walk ability is great, only if you are able to provide it to everyone. You cannot say that it is ok for a kids to be on the bus for 45 mins each way so that another kid can walk to school. 3. Go by 2021 numbers. When the district set out rules, there was no mention of using 2025 numbers. 4. BSD recommendation was to have two MS north of US26 which has not materialized after 20 years. Now we are talking about busing kids across the busiest intersection of the county while portable capacity exists in Stoller. We should use that capacity while we plan for the second MS in the area.
12/27/2019	Aditya Kukday	kukday@gmail.com	Springville K-8	Stoller MS		<p>After reviewing the enrollment numbers, permanent capacity and future projections some things are very clear</p> <ol style="list-style-type: none"> 1. Moving Springville to Five Oaks will overcrowd that school by 50%. In addition, it will under utilize Cedar Park by 40-60%. Hence THEME 2 and THEME 3 are completely impractical. 2. For the most part, issue is Stoller is highly overcrowded (144%), Cedar Park is mildly overcrowded (108%) and rest of the schools are reasonably utilized. 3. Easiest and most logical solution is that Findley be completely moved to Timberland. This maintains high school feeder pattern as well since all of Findley goes to Sunset. So its clean feeder pattern with no split schools (Findley, Timberland, Sunset). 4. In addition, the part of JW which goes to Sunset should also be moved to Timberland. Again clean feeder pattern (JW, Timberland, Sunset). 5. Moving Bonny Slope, Terra Linda & Cedar Mill would make most sense as these are closest schools as well as would maintain clean feeder patter (Elementary, Timberland, Sunset). 6. This would under utilize Cedar Park, so parts of Raleigh Hills could be moved to Cedar park to maintain clean HS feeder pattern (Raleigh Park - Cedar Park - Beaverton HS) <p>The above solves all issues and is most logical and does not disrupt any other schools.</p>
12/27/2019	Lynnsey	lynnseysitter@gmail.com	Findley Elem			<p>As one of the families from Findley that live essentially across the street from Stoller, the direction this adjustment process has taken is concerning for us. After our experience in the last boundary adjustment, when it came time to buy a new home we were much more aware of not just what schools a house was assigned to, but where it was in proximity to those schools. When we purchased this house, we accepted that we could reasonably be shifted into Jacob Wismer because of our location or that we might end up at Westview where our house was previously assigned. It never occurred to us that anyone would seriously argue that our kids should be bussed PAST their neighborhood middle school they can easily walk to and taken to a school over 4 miles away...closer to our previous home. We bought this house, in large part, with Stoller in mind because that's when we see that shift of independence in walking to school with neighborhood friends happening for our kids. Beyond our own situation, however, the district SHOULD be maximizing walkability at all levels. We know that it's better for kids (physically and mentally) and safer over all. It also reduces pollution and transportation costs and minimizes the traffic and infrastructure impact to the larger community. It's nonsensical to unnecessarily bus students who can walk to their neighborhood school. I find the notion that walking to school is a luxury and that we should bus everyone somewhere because some kids can't reasonably walk to a school to be one of the most illogical in a process rife with them.</p>

12/27/2019	Archit Bhatt	architbhatt@gmail.com	Springville K-8	Stoller MS	Westview	<p>I as a parent of Arbor Oaks Development 1. We reject the proposal of implementing and shuttling springville kids away from their closest middle school that is stoller.2. Our neighborhood already has many children that attend Stoller, and breaking them away from their other Stoller friends and community will be disruptive 3. There are several incoming children from our neighborhood currently in Springville Elementary that are excited and looking forward to joining their older friends and siblings at Stoller in the next couple of years. The community will be negatively impacted if they are no longer able to attend Stoller.4. Parents residing in Arbor Oaks have made this their home specifically to be part of the excellent Stoller community, and provide high quality middle school education to their children. If you limit children from our neighborhood, this will not only be a huge blow to the families, but also negatively impact our home prices. Hence, this is what we propose: Reassign boundaries: 1. Elementary schools feeding into Stoller from southern Bethany areas [rock creek, Bethany, oak hills] should be routed to their closest middle school i.e Five Oaks middle school and cedar park middle schools. We propose Findley Elementary to be routed to new Timberland Middle school 2. Keep the imprint of Springville elementary school boundary closer to the school. Since the closest middle school for Springville is Stoller, therefore Springville students should go to Stoller. In summary, we are strongly concerned of the proposal of routing incoming students from Springville away from Stoller. Thank you for your efforts to resolve the issue. Archit Bhatt</p>
12/27/2019	Rucha Kulkarni	ruha23@gmail.com				<p>Hello - I have a question for BSD. The proposed solution from Findley parents to send Springville to Five Oaks overcrowds the Five Oaks MS more than the current Stoller overcrowding. So if the solution is worse than the problem, how and why did BSD even allow such proposal. If 50% overcrowding is ok, then no change is needed!!! Now most of the discussion is focused on the truly insane proposal - which I believe BSD knows is completely impossible. Moving >600 kids to Five Oaks means equivalent students will have to move out from Five Oaks. This will cause domino effect throughout the district since at the end of the day, the only space is the new middle school which is in North of HW 26!!!! Thus all schools which currently do not have an overcrowding problem will have their boundaries changed and parents who are not participating will be surprised and complain when they find out that they are going to have to go to a far away school because Findley parents in north insisted on travelling west for 10 mins on bus instead of 10 mins east on bus to new MS.</p>
12/27/2019	Madhu Rangarajan	mrangar@yahoo.com	Springville K-8	Stoller MS	Westview	Springville K-8 <p>1. Both Findley and Jacob Wismer are LITERALLY closer to Five Oaks than Springville - Theme 2 and 3 maps are extremely unfair and created by parents who wanted to avoid going to Timberland at all costs to others. 2. Multiple maps outside of the themes have better numbers.. But the committee will have to make value judgements on them. 3. Since the committee will have to make value judgements, it is totally unfair to have only Findley and Jacob Wismer represented in the committee without Springville and Rock Creek, especially with Stoller being in the middle of this whole effort.</p>

12/27/2019	Madhu Rangarajan	mrangar@Yahoo.com	Springville K-8	Stoller MS	Westview	Springville K-8	<p>Objection 1 is to fill Timberland. Objective 2 is to reduce Stoller. There are multiple neighborhood wars going on related to Objective 2 between Findley on one side (with some JW joining to keep Summa), and Springville on the other side with Rock Creek. Under these circumstances, BSD is going to have to answer why we can expect any fairness without Springville or Rockcreek representation in the advisory committee. At the end of the day, multiple maps can be drawn where the numbers add up, and it will come down to value judgements by the committee members. It is unfair and flawed that Findley and Jacob Wismer are getting an actual vote to determine their own futures while Springville and Rock Creek do not in terms of who gets to go to Stoller.</p>
12/27/2019	RIshab Madhusudhan	rishab.madhu@gmail.com	Springville K-8	Stoller MS	Westview		<p>Dear Beaverton School District Middle School Boundary Adjustment Committee,I am a student currently attending Stoller MS, and I attended Springville K-8 before Stoller. At a committee meeting in November, many maps were published that sent Springville into Five Oaks, which is a middle school that is a very long bus ride during school hours. This is a very irrational proposal, as Springville is farther from Five Oaks than even Findley and Jacob Wismer. Springville is 4.5 miles away from Five Oaks, while Findley is 4.0 miles and Jacob Wismer is 3.9 miles away. This is also going to result in Five Oaks being well over capacity, which is only creating more problems. Another reason why this proposal is irrational is because this does not solve the problem of which schools will be feeding into Timberland. If you look at a map, Findley is the closest school to Timberland, as it is only 2.6 miles away. The other schools are well over 4 miles away from Timberland, which makes the only logical decision to send Findley to Timberland. This will solve Stoller's overcapacity issue and it will also fill Timberland up.A lot of comments made by Findley parents are claiming that they are within walking distance of Stoller, and they still want to walk to their school every day. There is also a way to solve this, and this is to split Findley between Stoller and Timberland. The families within walking distance of Stoller will still be able to walk to school, and the other students will be going to Timberland.Some people are arguing with this and are saying that they do not want to be split up. However, this is already happening between high schools, and a lot of students are separated already. Findley going to Timberland will also prevent a split between middle-school students, as Timberland will be a 100% Sunset school, which means that students won't be separated from other students in the same middle school.</p>
12/27/2019	David Ramku	dramku@gmail.com	Findley Elem				<p>Walkability is really important. It reduces congestion in our roads and the impact on the environment. It's important that the committee optimizes around walkability where possible. For the schools where walkability is not an option, once the kids are on the bus, it makes little difference going for 3 or 4 miles. The map showing 3 mile radius for each school produced by the Springville community is completely arbitrary and would produce different results if another number were picked - say 1.5 or 4 miles. Lastly, it's disappointing to see many members of the committee disregard the objectives set for them by BSD. In the last meeting many showed real bias and didn't adhere to the objectives set by BSD for this exercise.</p>

12/28/2019	Madhu R	Mrangar@yahoo.com	Springville K-8	Stoller MS	Westview	Springville K-8	It is unfair that Jacob Wismer and Findley committee members get a vote in the committee on their own fates with regards to Stoller while Springville and Rock Creek do not. At the end of the day, the numbers can be made to add up in multiple configuration and it is going to come down to subjective value determinations made by the committee. It is unacceptable that Findley and Jacob Wismer can make those judgements for themselves while Springville and Rock Creek do not. Makes us wonder if BSD has some kind of predetermined outcome in mind here that throws Springville under the bus as per the Findley parents' wishes in the theme maps.
12/28/2019	Madhu R	Mrangar@yahoo.com	Springville K-8	Stoller MS	Sunset	Springville K-8	Dear committee, I hope you realize that the numerous Findley parents emotionally appealing not to split elementary school feeders are speaking out of both sides of their mouths? Currently Stoller gets split at high school to both Westview and Sunset. Middle school is when much deeper relationships get established. If splitting is truly a big deal, the middle school to high school split must be addressed. Options for that: 1. Move Findley and the Sunset part of Jacob Wismer to Timberland 2. Move Findley to Timberland, all of Jacob Wismer to Westview, and move Oakhills-Westview to Sunset This will make Timberland 100% Sunset and Stoller 100% Westview, and address the various issues with splitting that are being discussed.
12/28/2019	Gauri Trivedi	Gauritri@gmail.com	Springville K-8	Stoller MS	Westview		BSD & Committee Members, As you work towards this arduous task of readjusting boundaries, here are some of the observations by a concerned Springville parent- 1) looking at the distance and economics involved, it is very shocking to see the option of sending Springville to Five Oaks still in the theme maps. It also shows gross indifference towards the capacity issues at Five Oaks which is already almost full. 2) there is not a single theme map showing Findley feeding into Timberland- a school that is closest and the most logical feeder to the new school. 3) Stoller middle school being at the helm of affairs here, there should either be representation from all the schools feeding into it or NONE. The whole process of having Only 2 schools (Jacob Wismer & Findley) getting to voice their perspective in the Committee seems to be inherently flawed. BSD parents and kids that are going to be affected by this process deserve a better system and a neutral professional approach. 4) SUMMA program constitutes an impactful number of students both at Stoller and Meadow Park, yet there isn't any indication on how it is going to be weaved in and BSD's stand regarding the same with the boundary readjustment. Moving or not moving the Summa students from Stoller, having or not having the program at Timberland - are going to sufficiently affect the capacity at Both schools and this discussion should be brought into play openly sooner than later. I hope these concerns are addressed in the next meeting.

							<p>We have participated in the Cedar Mill/Bethany community for almost 20 years now. We put our kids into sports teams and Scouts by neighborhood schools so they would have a community. When my older kids go to Bethany Town Center, they see kids, adults, neighbors and coaches, neighbors that they've known for years. My child can walk home from school, and he knows people in houses all along his route in case he needs help. The boundary maps show distance, but not community centers. I believe our greatest responsibility is to the care of all of our children - and community is critical to raising healthy, connected children. Please do not split apart the Findley community. children need continuity in community and friendship. Splitting apart Findley into separate schools means that kids will need to start over socially in middle school, then possibly again in high school since Stoller splits into Westview and Sunset. This is too much needless change and stress for children. Every time a child needs to make new friends at a new school, that is a huge stressor. For kids who are socially fearful, it is a trauma. Already, we have a huge crisis with depression in our local schools. As I talk to our middle schoolers and high schoolers, every single kid can list multiple friends and classmates that are depressed. Several have told me of suicides or suicide threats. Making a decision to split up an elementary school - a decision that will increase stress and decrease social stability and community - is irresponsible and harmful. Social support is extremely important for all children, but especially for those most at risk for depression.</p>
12/26/2019	John Samuels	fractually@outlook.com	Findley Elem	Stoller MS	Sunset		
							<p>1. The SPV has its own middle school, and while their middle school isn't as good as Stoller's, that's why they asked for Stoller. Now they've made the case for Stoller by simply closing their current middle school. I can understand their thinking, but that is no doubt a selfish act and a waste of educational resources provided to them by the school district. 2. SPV parents have asked Findley's students to move further to Timberland, and some Findley Students have even had to switch from a school close to home (within walking distance) to a school five miles away; Isn't it selfish to let Findley's students move out of their current middle school so as to let SPV could go to Stoller instead of their current nearby middle school? 3. There is unknown force behind SPV parents, which have been working behind the scenes to encourage SPV parents to seize Stoller's educational resources, so as to achieve this goal, which can lead to higher benefit of SPV developing houses. 4. But does the addition of the SPV to Stoller really address the district's concerns? Adding Stoller to the SPV would cause developers to build more houses, plus the Sato school district itself is building more houses. Adding Stoller to both districts would spur developers to build more houses, so SPV+Sato is bound to overwhelm Stoller again for the foreseeable future. And JW+Findley is a very stable community. My Solutions: 1. Add Findley+JW+Sato to stoller 2. Rebuild the SPV's k6-8 as Stoller branch school and upgrade its education.</p>
12/28/2019	Ling Jiang	linjianetc@gmail.com					

12/28/2019	Madhu R	Mrangar@yahoo.com	Springville K-8	Stoller MS	Westview	Springville K-8	We have seen numerous emails from Findley parents about the emotional trauma when kids are split between schools. These traumas could be worse in their teenage years when they go from middle school to high school. To avoid this, I would recommend that we consider a variation on the current themes: Move all of Findley to Timberland along with the Sunset portion of Jacob Wismer. This will ensure no split between middle and high school and hopefully partly address the many concerns Findley parents have about splitting. This will also get us to better utilization of Timberland, and lower the utilization of Stoller further, meeting the top two objectives! This should be the leading option based on the objectives and all the objections we see to splitting feeders.
12/28/2019	Arun	mys.scribe@gmail.com	Springville K-8	Stoller MS	Westview		One of the themes Findley parents have been posting is that Splitting the Elementary to Middle school creates emotional issues and is not ideal. Given that they are very concerned, they should start thinking about the amount of emotional issues their Middle school kids [teenagers] will have to go through, when they are split between Sunset and Westview high school? Is it not a concern for them? It is a much bigger concern as teenagers are most impacted by such emotional issues. The same concern will be applicable to Jacob Wismer kids as well. They will also be split when they move from Middle school to High School. One of the option should be align the ES to MS to HS without any splitter pattern. Moving Jacob Wismer and Findley to Timberland will solve this problem of splitter pattern and all of them can go to Middle School and High School together. This should also solve the overcrowding of Stoller. This way Rock Creek, Springville and SATO will be the feeder schools to Stoller with enough capacity for future.
12/28/2019	Arun	mys.scribe@gmail.com	Springville K-8	Stoller MS	Westview		Looking at all the themes as data. There is another modification to Theme 1 which will meet both the JC Objective of feeding Timberland and also reduce overcrowding in Stoller. Many Findley parents think SPRINGVILLE is growing, which is incorrect. SATO is the growing community in North Bethany and will continue to grow in the next 5 years. In Theme 1 of BSD map published on 19th December - Modify this theme 1 to move SATO also to Timberland. This will move 600 - 650 kids to Timberland out of Stoller. This means SATO and south part of Findley [below bronson creek] will feed the new Timberland school. Stoller feeder schools will be Rock Creek, Springville and Jacob Wismer.
12/28/2019	Dipto Guha Thakurta	DIPTO.GUHA.THAKURTA@GMAIL.COM	Findley Elem	Stoller MS			We live in Oakridge neighborhood directly across the street from Stoller Middle school. We have two daughters currently attending Findley in Grades 2 and 5. We are in the neighborhood which is *TRULY* walking distance from Stoller. We would like to have Stoller as our Middle school like all our Oakridge neighbors that I have spoken with. If we were assigned a middle school other than Stoller, we would in fact be driving past Stoller first as we exit our neighborhood! Moving the Oakridge neighborhood to another school other than Stoller would be very illogical. Walk ability and proximity should be the first criterion considered.
12/28/2019	Sujata G Thakurta	sujata_2000b@yahoo.com	Findley Elem				We live in Oakridge neighborhood directly across the street from Stoller Middle school. We have two daughters currently attending Findley in Grades 2 and 5. We are in the neighborhood which is *TRULY* walking distance from Stoller. We would like to have Stoller as our Middle school like all our Oakridge neighbors that I have spoken with. If we were assigned a middle school other than Stoller, we would in fact be driving past Stoller first as we exit our neighborhood! Moving the Oakridge neighborhood to another school other than Stoller would be very illogical. Walk ability and proximity should be the first criterion considered.

							<p>Please keep Jacob Wismer Elementary inside the Stoller Middle School boundary. Stoller suffers from terrible overcrowding and this must be addressed. However, sending Jacob Wismer to another middle school would be a terrible mistake because:Currently Jacob Wismer students have a safe walk/bike route to middle school. This would not be possible at a more distant middle school. In addition, older siblings at Stoller would not be able to escort their siblings at Jacob Wismer home (as many now do). This creates both safety problems and problems with student participation in activities (because of reduced transportation options).Busing students from the neighborhoods directly around Jacob Wismer to another middle school would create the need for many additional buses, and may involve sending buses over old, narrow roads. This is both an additional huge expense for the school district and a safety hazard.North Bethany is growing rapidly, while neighborhoods in the Jacob Wismer boundary are not. Removing Jacob Wismer from Stoller will not address the increase in student population expected over the next few years, and thus will help only temporarily.Some Jacob Wismer students fall within the Sunset HS boundary, while some are within the Westview HS boundary. If Jacob Wismer is removed from Stoller, one of those groups of students will have to attend high school without knowing many other students. This removes vital social support during a very stressful transition time for adolescents.We recognize that the boundary adjustment process is very difficult, but we ask that you find another solution that makes more sense. Moving Jacob Wismer out of Stoller causes many more problems than it would solve.</p>
12/28/2019	Margaret Maes	margaretmaes@gmail.com	Jacob Wismer Elem				
							<p>Let me get this straight... Timberland needs feeder schools. Findley (most of which is bussed to Stoller) does not want to go on approximately the same commute to a great new middle school with excellent feeders, and is trying to throw Springville under the bus by making it go on a much longer commute to Five Oaks, and that is actually a legitimate theme map being considered? Findley is literally closer to Five Oaks than Springville!!!Under these circumstances having a Findley & Jacob Wismer committee member and not having any of the other Stoller schools represented in the committee is plain unfair and feels like a rigged game.</p>
12/28/2019	Madhu R	Mrangar@yahoo.com	Springville K-8	Stoller MS	Westview	Springville K-8	

							Dear Mr. Grotting, Please keep Jacob Wismer Elementary inside the Stoller Middle School boundary. Stoller suffers from terrible overcrowding and this must be addressed. However, sending Jacob Wismer to another middle school would be a terrible mistake because:Currently Jacob Wismer students have a safe walk/bike route to middle school. This would not be possible at a more distant middle school. In addition, older siblings at Stoller would not be able to escort their siblings at Jacob Wismer home (as many now do). This creates both safety problems and problems with student participation in activities (because of reduced transportation options).Busing students from the neighborhoods directly around Jacob Wismer to another middle school would create the need for many additional buses, and may involve sending buses over old, narrow roads. This is both an additional huge expense for the school district and a safety hazard.North Bethany is growing rapidly, while neighborhoods in the Jacob Wismer boundary are not. Removing Jacob Wismer from Stoller will not address the increase in student population expected over the next few years, and thus will help only temporarily.Some Jacob Wismer students fall within the Sunset HS boundary, while some are within the Westview HS boundary. If Jacob Wismer is removed from Stoller, one of those groups of students will have to attend high school without knowing many other students. This removes vital social support during a very stressful transition time for adolescents.We recognize that the boundary adjustment process is very difficult, but we ask that you find another solution that makes more sense. Moving Jacob Wismer out of Stoller causes many more problems than it would solve. Sincerely,Luis Maes
12/28/2019	Luis Maes	luiscaribe@gmail.com	Jacob Wismer Elem				
12/28/2019	Sara Thonas	sarathon@gmail.com	Jacob Wismer Elem	Stoller MS	Sunset		We live in an area of Jacob Wismer that goes into Sunset. Rest of Jacob Wismer goes to Westview. In the themes published I noticed Sato and Springville put together with Jacob Wismer feeding into Stoller. Which means when M MS is done for these Sato and Springville kids they will move on Westview while this small group of Jacob wismer will not have any past relationships to rely on when they get to Sunset HS. Please do not split schools from MS to HS. which means if it makes sense to move JW to westview then please do so in order to now accommodate springville into Stoller. We are hardly 90 members from our neighborhood and it will heart breaking to see our kids to put into high schools with no familiar faces! Please consider JW kids situation.

							Regarding moving Summa out of Stoller:1. Springville to Timberland is 3.1 Miles away and we are considering moving summa to timerland. Is springville parent not going to send their summa qualified child to Timberland because it is not in proximity? Meadow Park to Springville = Timberland to Springville. We are trying to move mountains and put ~200 summa kids (SPV, Sato, JW and Findley) into buses in order to transport them to Timberland so we can accommodate ~400 non summa SPV kids into Stoller. How is the explainable? Thats 50% additional kids butts on buses..additional on top already 400 kids on buses being transported from SPV and SATO into stoller. 2. Stoller seems to be in the centrally situated for ~330 summa kids. JW ~100 summa and Findley ~30 summa kids can walk to schools now. How does it makes sense to move to west location given 100% summa eligible choose to go to Summa option program? Regarding removing Findley from Stoller:If the decision is to move Findley out of stoller and put JW, Sato,SPV into Stoller then please rezone JW to go into Westview along with their friends in Stoller. Findley is JW are sister schools --> means we go to MS and HS together making relationships. If Findley moves to Timberland then JW should move to Westview! Moving summa out of stoller is going to be a force fit solution for Springville! not going to work seamlessly for broader community.
12/28/2019	Rob Thompson	Robt123@gmail.com	Jacob Wismer Elem	Stoller MS	Sunset		
							1. Do not split Findley but move all of it to Timberland. Keeps feeding pattern simple: Findley -> Timberland -> Sunset. 2. Move SUMMA to Timberland.3. 1 and 2 should help somewhat to fill up Timberland capacity. Stoller overcrowding is an issue but not the only one. 4. Part of JW that goes to Sunset should be moved to Westview. This should make all of Stoller go to Westview. If Westview does not have capacity to handle more students from JW *AND* Timberland is underutilized then southern and eastern part of JW can also go to Timberland. Splitting schools is not a good solution but if I have to choose I would opt for splitting elementary school than middle school.5. Keep travel time for *all* kids reasonable. 6. Looking at other comments this probably is not an option but if possible keep K-8 open at Springville.
12/29/2019	Prashant	ghadge@gmail.com	Springville K-8				
							As calls grow louder to move Summa from Stoller, I'd like to remind the committee that there is no direct representation of the program (or any of the options) in this process and that, while many people consider it an options program like any other, Summa serves a specific educational need for its population. I know there's a misconception that being really smart makes everything easier, but that's not necessarily the case for many of these kids and any discussion about disrupting their program should be handled with considerably more care than it currently is. Would people be so casual about suggesting it be moved after nearly a decade of success in its current location if it served students with other specific educational needs? I doubt it. I think people would be justifiably outraged. More care should be taken when considering any changes to this program and its students and families should have representation in the process.
12/29/2019	Lynnsey	lynnseysitter@gmail.com	Findley Elem				

							1) looking at the distance and economics involved, it is very shocking to see the option of sending Springville to Five Oaks still in the theme maps. It also shows gross indifference towards the capacity issues at Five Oaks which is already almost full.2) there is not a single theme map showing whole of Findley feeding into Timberland- a school that is closest and the most logical feeder to the new school.3) Stoller middle school being at the helm of affairs here, there should either be representation from all the schools feeding into it or NONE. The whole process of having Only 2 schools (Jacob Wismer & Findley) getting to voice their perspective in the Committee seems to be inherently flawed. BSD parents and kids that are going to be affected by this process deserve a better system and a neutral professional approach.4) SUMMA program constitutes an impactful number of students both at Stoller and Meadow Park, yet there isn't any indication on how it is going to be weaved in and BSD's stand regarding the same with the boundary readjustment. Moving or not moving the Summa students from Stoller, having or not having the program at Timberland - are going to sufficiently affect the capacity at Both schools and this discussion should be brought into play openly sooner than later.I hope these concerns are addressed in the next meeting.
12/29/2019	SANJOY SAHA	sanjoy123@gmail.com	Springville K-8	Stoller MS	Westview		
12/29/2019	SANJOY SAHA	sanjoy123@gmail.com	Springville K-8	Stoller MS	Westview		Out of 4 Theme Maps, Theme#1 is close to achieving Objectives as set by BSD with Least Disruptions.Also looking at Public Comments/Testimony, majority supports: "Split is not a good idea but if it is needed it is better to do after Elementary School than after Middle School."So based on this, I recommend modification in Theme#1, with All of Findley moving to New School Timberland as it will allow them to continue to go to Sunset High School with all Other Schools at Timberland (currently majority communities at Stoller goes to WESTVIEW) to avoid any Split after Middle School. This is also inline with feedback from Findley Community as they don't want "No Split".
12/29/2019	SANJOY SAHA	sanjoy123@gmail.com	Springville K-8	Stoller MS	Westview		We have seen numerous emails from Findley parents about the emotional trauma when kids are split between schools. These traumas could be worse in their teenage years when they go from middle school to high school. To avoid this, I would recommend that we consider a variation on the current themes: Move all of Findley to Timberland along with the Sunset portion of Jacob Wismer. This will ensure no split between middle and high school and hopefully partly address the many concerns Findley parents have about splitting. This will also get us to better utilization of Timberland, and lower the utilization of Stoller further, meeting the top two objectives! This should be the leading option based on the objectives and all the objections we see to splitting feeders.
12/29/2019	Amber Zhang	woshizhangxiaoyan@hotmail.com	Findley Elem	Stoller MS	Sunset		I read some comments saying Stoller is their community school, and I want to clarify the definition of community school in my mind from my experience. I live across the street of Stoller, and my two and half year old kid walk to Stoller almost every week so he could enjoy the Stoller playground- This is what community school means for me. Whenever there is any event in Stoller, my neighborhood becomes the extra parking space- This is what community school means to me. Stoller is my community school as it's just next door and it connects with my daily life. Is this reason not strong enough to keep us in Stoller? Walkability should not be seen as a privilege, but instead walkability is really a simple and strong evidence for a community school and essentially it builds the sense of community. Please don't break the sense of community and send kids to their truly community school. Please keep Findley feeds Stoller!

12/30/2019	Sue Li	shupingli@hotmail.com	Jacob Wismer Elem	Stoller MS	Sunset	HS2/SST	The suggestion moving Jacob Wismer out of Stoller is ridiculous. Jacob Wismer is next to Stoller, most students are walking distance to Stoller. Moving it out means a lot of transportation, traffic etc overhead to district school bus, students/families and people in the Jacob Wismer area, also the stduents/families stay in stoller. My kids have grown out of element/middle school, my youngest child in option high school. The boundary change won't affect my kids school, but this suggestion make me feel the people made this suggestion are very selfish.
12/30/2019	ravi	ravidath@gmail.com	Findley Elem	Stoller MS	Westview	HS2/SST	No matter how the boundaries are being shaped up to meet the metrics that BSD goals, kids who live in quick walking proximity should be able to walk to their respective school.We live across Stoller in the Oakridge neighborhood and my kids walk 500 steps to attend school. We specifically chose the neighborhood that we live in to be within walking distance.Please do not change this fundamental landscape.
12/30/2019	jianqiao/huang	huangjianqiao@gmail.com	Springville K-8	Stoller MS	Westview		As a Springville parent, I am very tired of this discussion already. This should not even be our fight. I believe BSD can make the right decision. BSD clearly gets a plan when new MS was planned, and I believe BSD should and will stick to it. Everyone is watching this situation now, so if BSD gives certain community privilege, BSD would face the anger from the majority of its residents. Timberland was built to reduce the stress of Stroller. At the end of the day, if Springville was sent to FO, and no Stroller feeding ES was sent to Timberland (as theme 2/3 suggested), I can't image how ridiculous this is.
12/30/2019	Abhijit Bhure	abhijit.bhure@gmail.com	Springville K-8				As parent, I believe no kid should spend more time travelling to school in bus. The kids in nearby community should have choice for walking or cycling to school if the choose to do so. From school district perspective, the neighborhood should be divided in a way that enables the above and facilitates even distribution of kids going to middle schools from feeding elementary schools. This also help optimize travel time and budget for school.To accomplish above objectives, I strongly believe breaking up findley school population, a part of it nearest to stollar should be assigned stoller and remaining major portion of findley should feed to new middle school in timberland and whole of springville elementary should feed to stollar MS. Lot of parents have an emotional apeals on website, but these decisions should be made based on logic and optimal use of school district's resources. I am confident school district will take decision in an unbiased, and fair manner for everyone. Thank you.
12/30/2019	Naveen Kasam	naveen.kasam@gmail.com	Springville K-8	Stoller MS			One of the main reasons behind this boundary change exercise is relieve overcrowding at Stroller. It deeply concerns me that Springville, Rockcreek and Sato which feed to stroller doesn't have representation in the committee. I am worried that at least one of the committee members representing Stoller is very biased toward Findley (which is very evident from the meeting on 12/19) and that the other schools are starting with a big disadvantage. I request BSD to add representation from Springville, Rockcreek and Sato or remove Findley and Jacob Wismer representatives from this committee to be fair to all school feeding to Stoller.

12/30/2019	Kimberly Sanders	Kimberlysanders13@yahoo.com	Oak Hills Elem	Meadow Park MS	Sunset		We have a freshman at Sunset, an 8th grader and a 6th grader at Meadow Park, and a 2nd grader at Oak Hills. Our freshman at Sunset has hated her freshman year so far. She doesn't know hardly anyone at Sunset, because most of her peers at Meadow Park ended up at Beaverton or Westview. Every day she talked about how much she hates going to school where she doesn't know anyone, and misses her friends who all got to stay together for high school. I hope that the middle school boundary adjustment can remedy this just a little bit. It is so hard for kids to go into high school hardly knowing anyone.
12/30/2019	Vivek Thirtha	vivek.t@gmail.com	Springville K-8	Stoller MS	Westview	Springville K-8	Hello BSD committee members, board members,My daughter goes to Springville elementary. We have mental health therapists and psychologists in our family and consequently and we family that value mental health of students and teachers as much as education for teachers and students.Currently Stoller is over crowded and adds to teacher stress. Five Oaks is also stretched for capacity and the staff there is also stretched catering to this. One of the options which frankly seem ridiculous and biased is to send Springville across town to Five Oaks.This puts a major burden on Five Oaks staff and is at risk of burnout.I am also concerned about the impact of this move to the mental health of the kids. middle school is an especially transformative period and higher commute times for kids from the Springville community is a serious issue. Especially kids spending longer in buses where bullying is a real issue.Theme map 1 with a small change of Findley kids going to Timberland or moving SUMMA out reduce split feeder pattern will achieve all of the objectives that BSD laid out - fill Timberland (with proximal schools), reduce Stoller overcrowding, maintain feeder patterns and maintain diversity across all schools.I also want to urge you not to cater to the loud voices of one community and biased voices in the committee.Thanks
12/30/2019	Harry	niniding0909@gmail.com	Springville K-8	Stoller MS			We hope that at the next meeting, members of the Committee will have representatives from various schools to speak. Through data, logic and diversity in each school. Every child should be treated fairly. Some children can go to school in a short time. Other children commute to school for long periods of time. The construction of the new school is to balance the overstaffing situation in each school. I also hope that BSD can balance the problems that now arise and plan the school district reasonably. Thank you.
12/30/2019	Side Zhao	sdzhao@gmail.com	Jacob Wismer Elem	Stoller MS	Westview	ISB	This is reasonable
12/31/2019	jianqiao/huang	huangjianqiao@gmail.com	Springville K-8	Stoller MS	Westview		A few comments:1. walkability is desired but not a critical factor to decide school boundary. For example, the entire thompson woods can walk to Findley, but they are bused to Bonny Slope.2. this is not a question on which ES should leave stroller, because every feeding school might leave, instead the key questions are a. if certain ES leaves, where would they go?b. if certain ES leaves, can it meet BSD goal to reduce stroller stress and fill new MS?clearly, a. Springville's 2nd option is 5miles away and Findley's 2nd option is 2miles away.b. excluding Springville won't fill Timberland and will overflow Five Oaks. To fix this, more schools need to be rezoned. This whole discussion should be focused on stroller and timberland, and BSD has no reasons to disrupt other schools.

12/31/2019	jianqiao/huang	huangjianqiao@gmail.com	Springville K-8	Stoller MS	Westview	Fairly speaking, I think all this mess is created by wrong location of new MS.If BSD build a new MS at north Bethany, I am Ok to go to new MS (I only speak for myself instead of other families).However, BSD didn't build new MS in the north Bethany, instead they built it at southeast to reduce the stress of stroller. Given the location and goal of this MS, we should still follow the school boundary guideline to move the schools close to new MS to fill new MS. BSD can't change the rule to give privilege to certain communities.
12/31/2019	Jamie Williams	jamie.stewart.williams@gmail.com	Rock Creek Elem			I have submitted three comprehensive proposals to the school district that are solutions for this adjustment process. If any of the committee members have not yet received them, I invite you to contact Superintendent Grotting and Steven Sparks, who were both included on that email. If public input is what you seek, you have it. Please do your duty and review our comprehensive proposals. Thanks and Happy New Year.
12/31/2019	Max	uoza320@gmail.com				Ultimately, committee and board members must decide whether to have split elementary feeder schools to middle school or split middle school feeder s to high school. Currently, all middle schools in BSD have a split feeder pattern to high school; a few elementary schools have a split feeder pattern to middle school.Stoller primarily feeds into Westview. Findley and a portion of Jacob Wismer feed to Sunset. It makes most sense to have all of Findley feed to Timberland and then 100% of them feed to Sunset. Committee and Board can decide if all of Jacob Wismer should feed to Stoller, or if only the portion that goes to Westview should feed to Stoller. In this case, if JW remains 100% in Stoller, Stoller will retain its split feeder status to high school, like all other middle schools in BSD.Summa is not an options program like ISB, ACMA, or Rachel Carson. There are many students who test into Summa from Rock Creek, Springville, Sato, and Jacob Wismer--not only from Findley as some people suggest. Summa should stay at Stoller, and maybe open it up to the top 97% or 98% to make it more equitable. Another option is to put one Summa in Timberland for all the students eventually going to Sunset, and all the Summa eligible kids who will eventually feed into Westview should go to the existing Summa program at Meadow Park. There is not a perfect solution for each neighborhood and feeder elementary school, but retaining consistent 100% feeders into middle school and then doing split feeders into high school is probably least disruptive. If elementary schools are not broken up into middle school, students can retain elementary friendships and nurture new friendships in grades 6, 7, and 8. It really should be considered also how far the school is for neighborhoods like North Bethany area, especially way north in Sato attendance area and the northernmost parts of the Springville attendance area. One last comment regarding walkability: If anyone has ever been at Stoller during drop off and/or pick up time, you will witness how many students who live in the "walkability" zone are transported by car every day. The no bus zone is a 1.5 mile radius from Stoller, as per BSD transportation rules. Our neighborhood has certainly wanted and tried many times to get bus service to our neighborhood, which is at the 1.3 mile mark, but BSD doesn't budge. While "walkability" is great, the 1.5 mile radius rule is a bit much.

							Schools serve the children best when they feel comfortable and nurturing for kids. For our kids who are currently in Jacob Wismer, Stoller is THE middle school. They see it every time they step outside the Jacob Wismer building. To change this fact would be akin to forcefully pulling away from their natural home. Our neighborhood has always seen Stoller as part of our neighborhood and community. Our kids in Jacob Wismer also have buddies from Stoller at school. Being across the street, it almost is the same school but just buildings across the street. Moving Jacob Wismer kids to somewhere other than Stoller would do nothing to solve the contentions and desires of other neighborhoods in this (unfortunate) fight over school. In fact it would make sure there is a exponential increase in busing and associated costs and problems for BSD. All the so called alternative solutions being proposed including economic equity, feeder schools patterns and other are all just excuses that are being made up by neighborhood folks to serve their own interests. Instead the decision should be made on more sensible facts and realities. I am hoping that the entire BSD community can come to some solution but there is no benefits to be gained from changing the middle school for any of the current Jacob Wismer schools.
01/01/2020	Balaji	balaji.residence@gmail.com	Jacob Wismer Elem	Stoller MS			
01/01/2020	Jamie Williams	jamie.stewart.williams@gmail.com	Rock Creek Elem				I got around to saving our recommendations to a google doc so everyone reading the comments on this page have an opportunity to take a look: https://drive.google.com/drive/folders/1ClpslJXE3ZdWoYV43YOWQZvMtEQHxxUq?usp&#61;sharing
01/01/2020	Kristin Erickson	Ericksonspdx@gmail.com	Jacob Wismer Elem	Stoller MS	Sunset		As a parent of two elementary schoolers 2 years apart, this proposed change affects our family greatly. We are currently less than 1/2 mile from the schools and removing Jacob Wismer from Stoller would make it significantly more difficult for child pickup and after school care options. When the older child is in middle school we will need her to pick up her brother from Jacob Wismer and walk him home. If she is being bussed to another school this eliminates that option and many more. Thank you for your conservation and for doing what's best for the students and families of our community. I respect the difficult decisions that have to be made.

							<p>I'm planning on moving into the BSD, but I haven't picked out any schools/neighborhoods yet. But I still hope you'll hear me out, as I do not have a relatively unbiased view of the situation. I've been reading up on this entire discussion including the theme maps, comments and the future projections numbers. I wanted to add my two cents (some of which are obvious to everyone, but worth repeating):---</p> <p>This is a very challenging problem as is, and adding emotions, home price impacts, "what-ifs" and "what-about" does not help. In an ideal world, everyone has a middle school across from their residence. In reality, Timberland has been built in the location where it is (far away from Springville), and no amount of hand wringing and fingerpointing will change that. --- BSD admins are doing the right thing in using future enrollment projections from 2025 to drive decision making.---</p> <p>MOST IMPORTANT: Looking at the BSD/PSU ***2025*** projections for Middle schoolers residing in each Elementary school boundary we see that: - Sato boundary middle schoolers: 559 - Springville boundary middle schoolers: 543 - Jacob Wismer boundary middle schoolers: 388 - Findley boundary middle schoolers: 313 - Stoller Capacity: 1081 Basic math using the above numbers shows that under no circumstances can Sato+Springville (=1102) be at Stoller (unless Jacob Wismer is moved out of Stoller). Since moving Jacob Wismer out of Stoller is practically ruled out, sending Sato & Springville to different middle schools appears to be the inevitable choice. Moving Findley/SUMMA to Timberland helps Stoller a little but it is not the meat of the problem.---</p> <p>If Springville is moved out of Stoller, this sets off a chain reaction (since it is expected to have massive middle schooler population in 2025) and Five Oaks will be overcapacity which could be addressed by: - Moving Bethany ES, Elmonica ES out of Five Oaks MS. - Cedar Park, Mountain View and Timberland can ultimately absorb the ripples out of Five Oaks. --- Bussing long distances, diversity, equity are all legitimate concerns parents have, but I really have a hard time seeing a way out of the basic math problem I presented above without feeding Sato & Springville to different MS (unless you introduce a new MS near Sato/Springville). I really hope I'm wrong and the BSD Admins find a more elegant solution to this complex problem.</p>
01/01/2020	Prashanth	prashanthramesh@aol.com					
01/01/2020	Wendy Burrow	wlaraway@yahoo.com	Bethany Elem				<p>I would be less concerned about which middle school my child will attend in the future if I knew the opportunities would be identical at every school.</p>
01/02/2020	Luis	lobf99@hotmail.com	Findley Elem	Stoller MS	Sunset		<p>Some comments complaining about the JW and Findley representatives in the community. First, these are Stoller representatives not ES reps. The fact that Stoller is represented by parents from Findley and JW is a great example of why these schools should remain at Stoller. We are both very close surrounding Stoller. We are sister schools and are actively participating and volunteering in Stoller.</p>
01/02/2020	Luis	lobf99@hotmail.com	Findley Elem	Stoller MS	Sunset		<p>LOOK AT LONG TERM SOLUTION Any proposal with Springville at Stoller doesn't resolve the Overcrowding problem long term. In 3-4 years, Stoller will be overcrowded again, based on enrollment data. In addition, if Rock Creek will be a future MS, then I implore the committee to consider this. In 10-15 years we will be re-drawing MS boundaries again. It seems to me having Springville in FO will create less disruption in the district when redrawing boundaries... Stoller/Timberland boundaries will most likely stay the same. Keeping Springville in Stoller creates major changes again in a future boundary discussion. THINK LONG TERM!</p>

							<p>I'm planning on moving into the BSD, but I haven't picked out any schools/neighborhoods yet. But I still hope you'll hear me out, as I do not have a relatively unbiased view of the situation. I've been reading up on this entire discussion including the theme maps, comments and the future projections numbers. I wanted to add my two cents (some of which are obvious to everyone, but worth repeating):---</p> <p>This is a very challenging problem as is, and adding emotions, home price impacts, "what-ifs" and "what-about's" does not help. In an ideal world, everyone has a middle school across from their residence. In reality, Timberland has been built in the location where it is (far away from Springville), and no amount of hand wringing and fingerpointing will change that. --- BSD admins are doing the right thing in using future enrollment projections from 2025 to drive decision making.---</p> <p>MOST IMPORTANT: Looking at the BSD/PSU ***2025*** projections for Middle schoolers residing in each Elementary school boundary we see that: - Sato boundary middle schoolers: 559 - Springville boundary middle schoolers: 543 - Jacob Wismer boundary middle schoolers: 388 - Findley boundary middle schoolers: 313 - Stoller Capacity: 1081</p> <p>Basic math using the above numbers shows that under no circumstances can Sato+Springville (=1102) be at Stoller (unless Jacob Wismer is moved out of Stoller). Since moving Jacob Wismer out of Stoller is practically ruled out, sending Sato & Springville to different middle schools appears to be the inevitable choice. Moving Findley/SUMMA to Timberland helps Stoller a little but it is not the meat of the problem.---</p> <p>If Springville is moved out of Stoller, this sets off a chain reaction (since it is expected to have massive middle schooler population in 2025) and Five Oaks will be overcapacity which could be addressed by: - Moving Bethany ES, Elmonica ES out of Five Oaks MS. - Cedar Park, Mountain View and Timberland can ultimately absorb the ripples out of Five Oaks. --- Bussing long distances, diversity, equity are all legitimate concerns parents have, but I really have a hard time seeing a way out of the basic math problem I presented above without feeding Sato & Springville to different MS (unless you introduce a new MS near Sato/Springville). I really hope I'm wrong and the BSD Admins find a more elegant solution to this complex problem.</p>
01/02/2020	Aditya Kukday	kukday@gmail.com	Springville K-8	Stoller MS			
							<p>OBJECTIVE 1: Fill Timberland</p> <p>OBJECTIVE 2: Reduce Stoller to 90% of capacity in 2021</p> <p>Most logical path: Take Findley and Summa out of Stoller, move it to Timberland. Please leverage Jamie William's analysis he has sent the committee. It is the most unbiased, detailed and non-partisan analysis I have seen to date from someone outside of Springville & Findley. Also, this redistricting process appears unfair. You cannot have Findley & JW committee members voting on who gets to stay in Stoller since they are only two out of the 5 schools that are in Stoller. BSD appears unwilling to talk about this. But, not addressing this is unacceptable and tarnishes the entire process. Thanks, Madhu</p>
01/02/2020	Madhu R	mrangar@yahoo.com	Springville K-8	Stoller MS	Westview	Springville K-8	
							<p>Please have the SUMMA program at new Timberline middle school. The proposed options all show that there will be a large number of SUMMA qualifying students within this new middle school's boundaries, one of the largest SUMMA populations within the district. It is unfair to this large number of children (100+) and their families to remove them from their friends and communities and bus them across the highway to a further middle school rather than offer this program locally at Timberline which is closest to these children's homes. Offering SUMMA at the middle schools with the largest local populations of SUMMA qualifying students will reduce bus transportation costs and increase convenience and continuity for the largest number of students.</p>
01/02/2020	Carin Ruiz	carin1999@hotmail.com	Bonny Slope Elem				

01/02/2020	Ashish Sapra	ashishsapra@gmail.com	Jacob Wismer Elem	Stoller MS	Sunset		Hello MS Boundary Adjustment Committee, None of the 4 theme maps/proposal seems to solve problem which BSD is trying to solve for Stoller MS. If look at 2025 projections, no theme maps get 100% or less Stoller goal or not even close but theme map-2 (105%). Regardless of where you put Springville kids, it will overflow any MS. Only and wise option is to build new MS school in North Bethany to overcome this growing North Bethany issue. How come BSD failed to predict/observe/look at the pace North Bethany is growing? Why school was build where there was no need? Why ANY parents should pay for the mistake BSD made? I am JW parent, soon to be Stoller and would definitely don't like to be moved out to some other MS school just because of someone else's mistake. There was also rumor of shifting SUMMA out of Stoller. Why that is needed? Just to make some other parents happy? I don't see any value destroying Stoller the way it was build over last decade. Any changes to existing ES school feed into Stoller WILL NOT only destroy what Stoller is today but also WILL impact relation between school kids, their friends, their neighborhoods.
01/02/2020	Kurtis McDonald	Kutisdon@gmail.com	Springville K-8	Stoller MS	Westview		Please dont remove summa from Stoller. Stoller is centrally located in the area that has highest number of Summa kids. We are going to mobilize ~300 suma kids ~4 miles away to accommodate ~400 non suma kids from Springville. Removing Suma from Stoller is not justified!
01/02/2020	Alan Bumgarner	Alanbummed@gmail.com	Cedar Mill Elem	Cedar Park MS			I have come upto speed on boundary changes discussions and here is my point of view as a south side resident. Have we thought about the repercussions of transporting Summa kids to south if we move Summa out of Stoller? There are ~350 summa kids in Stoller boundary today. Moving ~350 students south to accommodate ~400 Springville non-summa kids does not make sense. Can we please consider following proposal: 1. Move Oak Hills to Timberland (Feeds into Sunset school) 2. Move Rachel Carson from Five Oaks to Timberland. Timberland hosted Rachel Carson couple of years ago and I am thinking it has infrastructure to support. 3. Move Findley to Timberland 4. Move Springville to Five Oaks 5. Stoller will have Jacob Wismer, Springville and Summa kids from Springville, Jacob Wismer, Sato and Findley. 6. Rock Creek goes to Five Oaks. RC Suma goes to Meadow Park.
01/02/2020	Satoko Watt	satoko.watt@gmail.com	Springville K-8				Dear BSD, I was listening to the meeting on 12/19. I was impressed that somebody was talking about MS and HS feeders. This will be a good opportunity to adjust MS-HS feeders. I suggest to start adjusting from map 1, Findlay goes to Timberland along with Summa. I think walkable students should remain at Stoller, but if split option is not good, then all Findlay should go to Timberland. Then they can all go to Sunset together. If you can adjust the MS-HS-feeder for Oak Hills, it would be great, too. About Summa, please adjust Summa sites. Timberland boundary will go to Timberland Summa. Summa of Stoller boundary, Five Oaks boundary, Meadow Park boundary, Cedar park boundary needs to be adjusted. Please discard map 2 and 3. Springville is simply too far and it takes way too much time to go to Five Oaks. The excessive commute impacts everyone every day. I don't want Springville kids to commute to a distant school daily for 3 years until high school. Please compare to other BSD school commutes. Thank you.

01/02/2020	Heather Schluper	heatheremily2@yahoo.com	Findley Elem	Stoller MS	Sunset		Can you please clarify with the school communities whether it is common practice for the boundary adjustment process to result in redirecting students from their neighborhood schools? For example, how common is it for students who live in homes across the street or even next door to a given school be redirected to a school that is over 3 miles away as a result of a boundary change process such as this? Are there any transportation "rules" about this?
------------	------------------	-------------------------	--------------	------------	--------	--	--

FW: BSD Middle School Boundary Adjustment Recommendations

Steven Sparks - Exec Admin <Steven_Sparks@beaverton.k12.or.us>

Tue 12/31/2019 12:12 PM


To: deborah wohlmutter <Debby_Wohlmutter@beaverton.k12.or.us>

 2 attachments (524 KB)

Plan B Boundary Recommendation.pdf; Simantel Recommendation AND Stoller Option (2 Pages).pdf;

Please add to the submitted comments log
SAS

From: Jamie Williams <jamie.stewart.williams@gmail.com>
Sent: Tuesday, December 31, 2019 11:54 AM
Cc: Eric Simantel <eric.simantel@directorsmortgage.net>
Subject: BSD Middle School Boundary Adjustment Recommendations

 **This is from a Non-BSD Email address:** Please only click links and attachments if you are sure they are safe

Hi all,

I apologize for this spam-style email going to 348 recipients (mostly parents of BSD students), but I found your email addresses and included them because I think this concerns you. I will keep my message as short as I can (that's a problem for me, as many of you know). If you want to skip the email, please just look at the two attachments.

I have spent a large amount of my December (including the holidays) working very hard to propose a solution for the BSD middle school adjustment process. It was the first holiday season my family has spent without my daughter, who passed in February and I used my time to work very hard on a solution for BSD because I care about our community. I know that two other Rock Creek parents (Tara Powers and Eric Simantel) also sacrificed their family time for this effort.

The District has requested parent participation in a process that has not included any real data analysis; the two attachments to this email are the first public attempt to unselfishly solve the adjustment issue. Many BSD employees, including Superintendent Don Grotting are on this email, which is also including hundreds of parents from all over the district. Please consider these proposals and please see the message below from Eric Simantel, a fellow Rock Creek parent and concerned citizen.

- Jamie Williams

Jamie Williams and I started down a journey to see if we could both come up with different THEME options for the committee members to consider as we try and hit the reset button from the current 4 theme maps that failed to hit BSD's goals of lowering the attendance at Stoller while still looking and diversity and walkability in our communities.

We both created our own spreadsheets – didn't compare notes... we just wanted to see where we both might up, using data and logic as our guides. I went down the road of trying to keep High School feeders together. That point really resonated with me from the last BSD Boundary Meeting. Jamie and I then reconnected to see where our end points were. What surprised us both – our end results ended up at a pretty similar spot. My theme map has 4 Middle Schools being 100% feeders to its respective High School. Five Oaks is a completely reinvented middle school – including Rock Creek attending there. Jamie ended up with that conclusion as well.

I would also recommend that any 'legacy' student that starts at a particular Middle School is able to finish at that Middle School (or have the option to switch). There seems to be enough capacity at the schools to accommodate this.

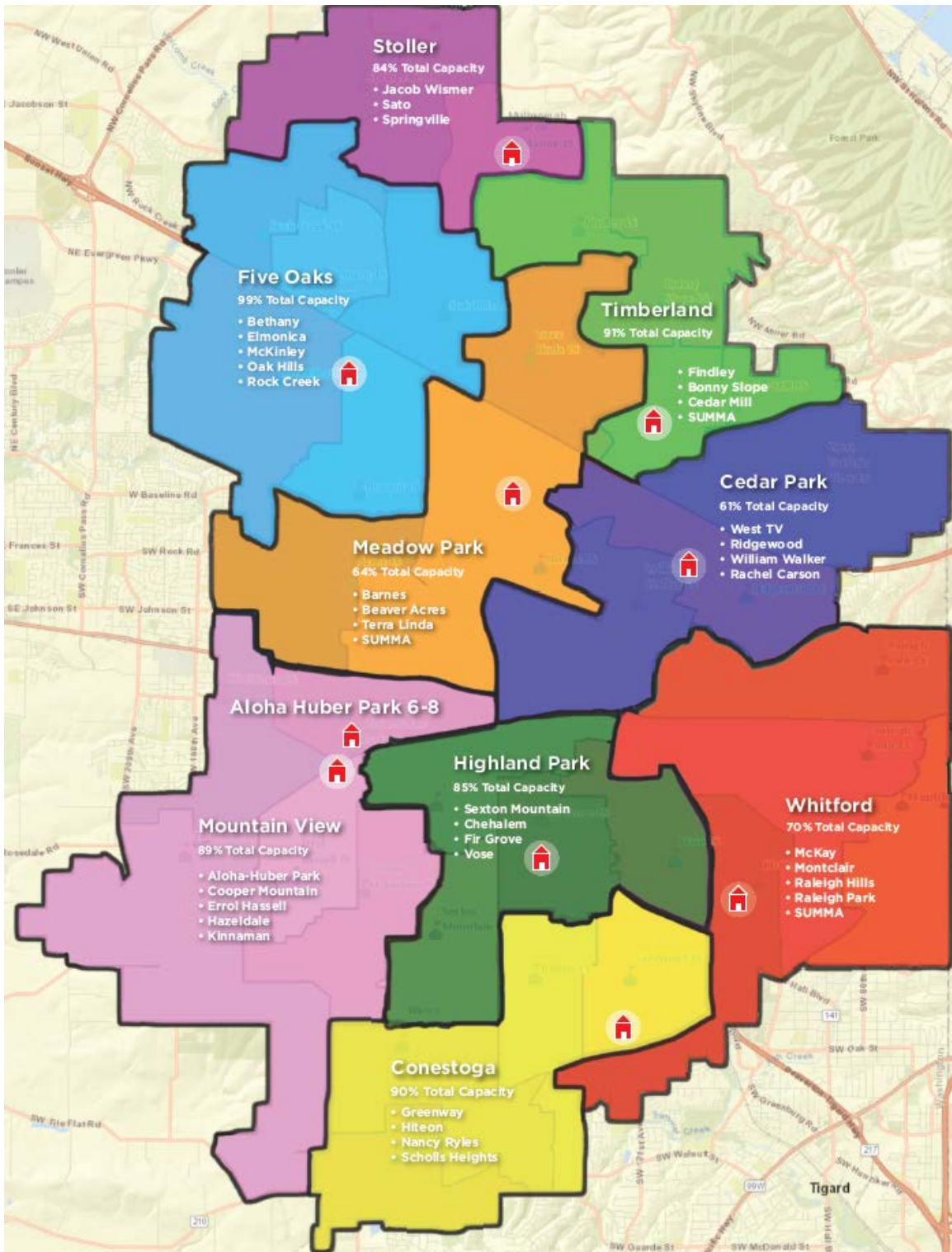
There was a desire in the community to see Rock Creek stay at Stoller. It was originally a desire of mine as well. That option is also attached here... but really in this new world both Jamie and I don't prefer this as an option. As it would need to remove the 'Sunset feeding' part of Jacob Wismer and send it to Timberland to keep it from being over-crowded. That statement in and of itself isn't that big of a deal, until you look at a map and realize that Jacob Wismer elementary school feeder literally surrounds Stoller Middle School. Rock Creek would be at Stoller while homes that are within 30 yards of Stoller would be sent to Timberland. We just couldn't justify that as an option.

Jamie's preferred option, my preferred option, and the Stoller option are all attached here for the community to review. These by any means aren't the ONLY answers. We all have our own individual voice. Our intent in doing this exercise was to see what we could come up with – as those 4 THEME options did not come close to solving the over-crowding issues at Stoller.

 Eric Simantel **Eric Simantel** | Mortgage Specialist

Plan B: A Rock Creek Boundary Adjustment Recommendation

By Jamie Williams
with Tara Powers



Pros

- The objective of eliminating overcrowding at Stoller is achieved without forcing another middle school to be overcrowded by 2025 population estimates.
- The Stoller population is reduced by Timberland absorbing students directly from Stoller, but only the eastern-most students and SUMMA students.
- All middle schools are within total capacity by 2025 estimates; no school is overpopulated.
- No elementary schools are split when feeding to middle schools. Valuable friendships are preserved from kindergarten through 8th grade throughout the entire district.
- No middle school is geographically outside of its feeding boundary; walkability is a focus.
- Two middle schools (Cedar Park, Timberland) feed to only one high school, thereby allowing those students to preserve friendships throughout their K-12 experience.
- Four middle schools (Conestoga, Mountain View, Stoller, Whitford) zone to only two high schools.
- SUMMA is kept with Findley and it is kept with a completely Sunset-feeding middle school.
- Increased traffic on 185th and unreasonable travel time to school is minimized for at least one northern school by keeping Springville at Stoller; two schools cannot be zoned south because doing so would create enough traffic to hinder emergency vehicles on 185th, particularly in the area of TVF&R Station 64 at 185th and Bronson.
- Schools leaving Stoller (Findley, Rock Creek) are rezoned to schools designed to be academically similar based on feeding elementary schools. Five Oaks is significantly brought up academically to be just under Stoller and Timberland is now expected to be the highest academically performing school in the district.
- Although Rock Creek is moved away from its community, it is kept with other northern community members (Bethany, Oak Hills) so that the sacrifice is minimized.
- Bethany and Oak Hills are rezoned to a significantly more geographically convenient school and kept together.
- Westview is fed from only two middle schools (Five Oaks, Stoller).
- Option schools are moved away from overcrowded areas.

Cons

- Rock Creek is exposed to unreasonable traffic and travel time on 185th when moved to Five Oaks.
- Two middle schools (Conestoga, Stoller) are marginally above permanent capacity based on 2025 population estimates and may require use of existing portables but remain well under total capacity because of those portables.
- There is a potential that three middle schools (Mountain View, Stoller, Timberland) will have walkable students zoned to another middle school. This issue already somewhat exists at three schools (Highland Park, Meadow Park, Mountain View); the number of schools impacted by this is not increased.
- Because several elementary schools feed to multiple high schools, there are three middle schools (Five Oaks, Highland Park, Meadow Park) feeding to more than two high schools; minor high school rezoning can address this. In particular, Oak Hills can be zoned completely to Westview to eliminate Sunset from the Five Oaks feeder pattern and Barnes can be rezoned to feed completely to Sunset to remove Beaverton from the Meadow Park feeding pattern.
- A large portion of Jacob Wismer continues to feed to Sunset, forcing Stoller to feed to more than one high school. Since the Sunset portion of Jacob Wismer is largely walkable to Stoller, it is not feasible to force it to Timberland to preserve middle school-to-high school friendships. Doing so would make Stoller not walkable for any students at all and would result in Stoller not lying geographically within its boundary.
- Two option schools (Rachel Carson, SUMMA at Stoller) are moved east to reduce overcrowding at Five Oaks and Stoller, resulting in nearly all option schools (other than Aloha-Huber) on the east side of the district.
- The two northern middle schools (Stoller, Timberland) lack socioeconomic and racial diversity.
- Three middle schools (Cedar Park, Meadow Park, Whitford) remain underutilized due to lower populations within geographically feasible boundaries of those schools; all three now house option schools.

Aloha-Huber Park 6-8th Grade (Option)

2025 Population: 180 students

- Aloha-Huber Park 6-8th Grade

Cedar Park MS

Zoned Schools:

- Rachel Carson
- Ridgewood ES
- West TV ES
- William Walker ES

High School(s) Fed: Beaverton (3)

2025 Net Population Estimate: 606

- Gross: 743
- Students Leaving for Options: 137

2025 Percent of Total Capacity: 61%

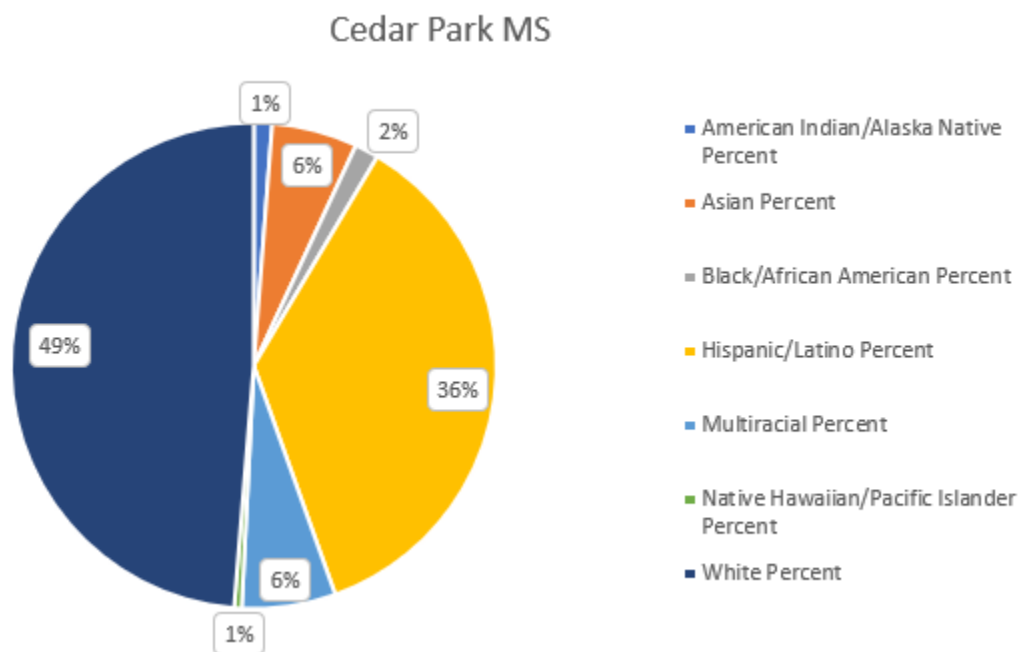
2025 Percent of Permanent Capacity: 69%

2025 Population Weighted K-5 Great Schools Score: 6

2025 Ever English Learners Percent: 30%

2025 Students with Disabilities Percent: 17%

2025 Free/Reduced Price Lunch Percent: 50%



Conestoga MS

Zoned Schools:

- Greenway ES
- Hiteon ES
- Nancy Ryles ES
- Scholls Heights ES

High School(s) Fed: Mountainside (2), Southridge (2)

2025 Net Population Estimate: 981

- Gross: 1,158
- Students Leaving for Options: 177

2025 Percent of Total Capacity: 90%

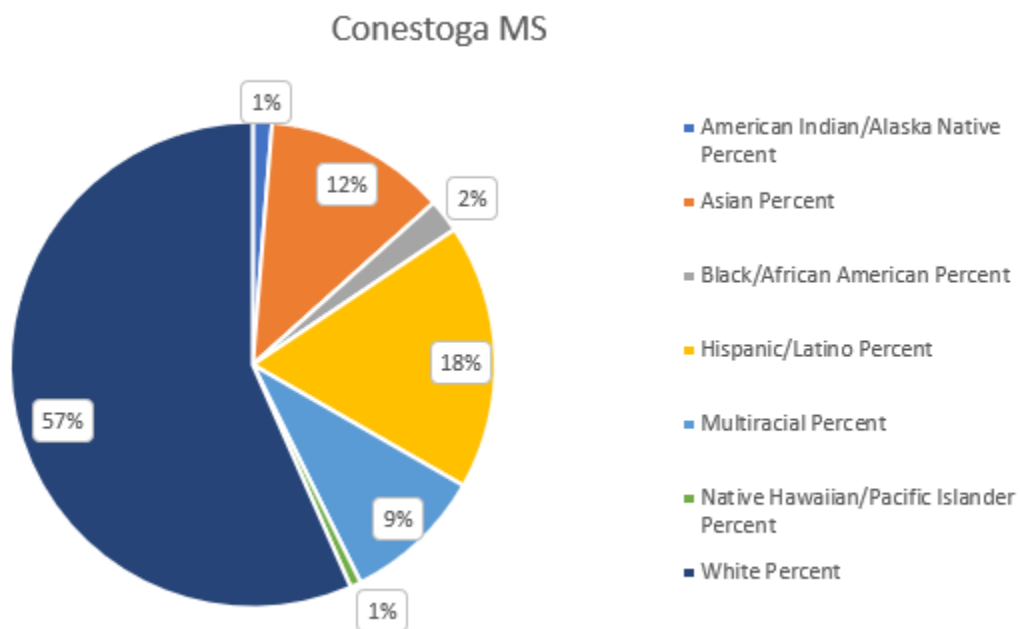
2025 Percent of Permanent Capacity: 102%

2025 Population Weighted K-5 Great Schools Score: 7

2025 Ever English Learners Percent: 17%

2025 Students with Disabilities Percent: 15%

2025 Free/Reduced Price Lunch Percent: 28%



Five Oaks MS

Zoned Schools:

- Bethany ES
- Elmonica ES
- McKinley ES
- Oak Hills ES
- Rock Creek ES

High School(s) Fed: Aloha (2), Sunset (1), Westview (5)

2025 Net Population Estimate: 1,033

- Gross: 1,312
- Students Leaving for Options: 279

2025 Percent of Total Capacity: 99%

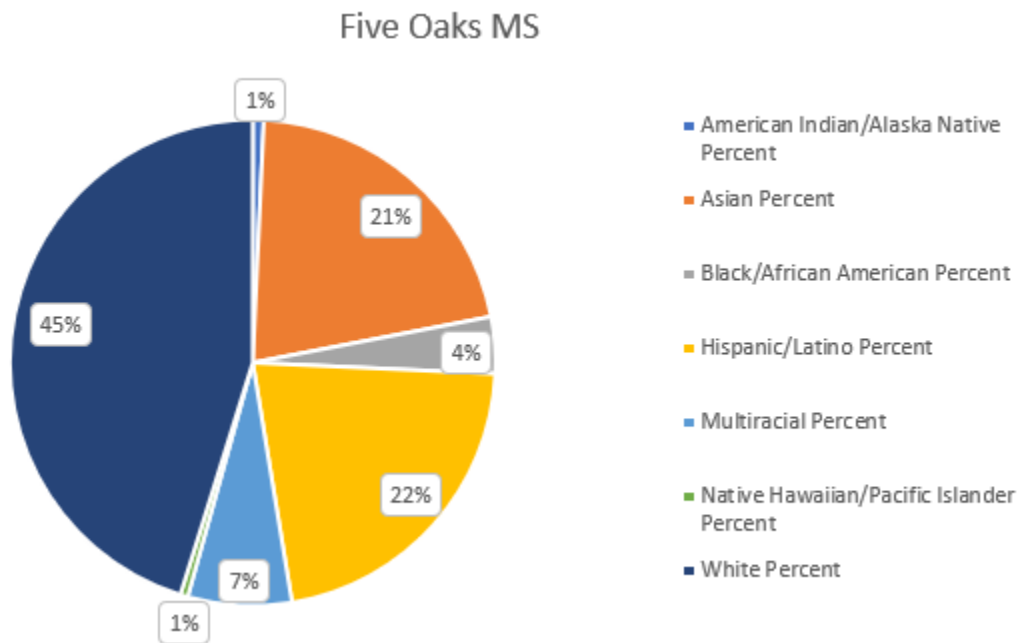
2025 Percent of Permanent Capacity: 99%

2025 Population Weighted K-5 Great Schools Score: 7

2025 Ever English Learners Percent: 24%

2025 Students with Disabilities Percent: 11%

2025 Free/Reduced Price Lunch Percent: 36%



Highland Park MS

Zoned Schools:

- Chehalem ES
- Fir Grove ES
- Sexton Mountain ES
- Vose ES

High School(s) Fed: Beaverton (2), Mountainside (2), Southridge (2)

2025 Net Population Estimate: 808

- Gross: 987
- Students Leaving for Options: 179

2025 Percent of Total Capacity: 85%

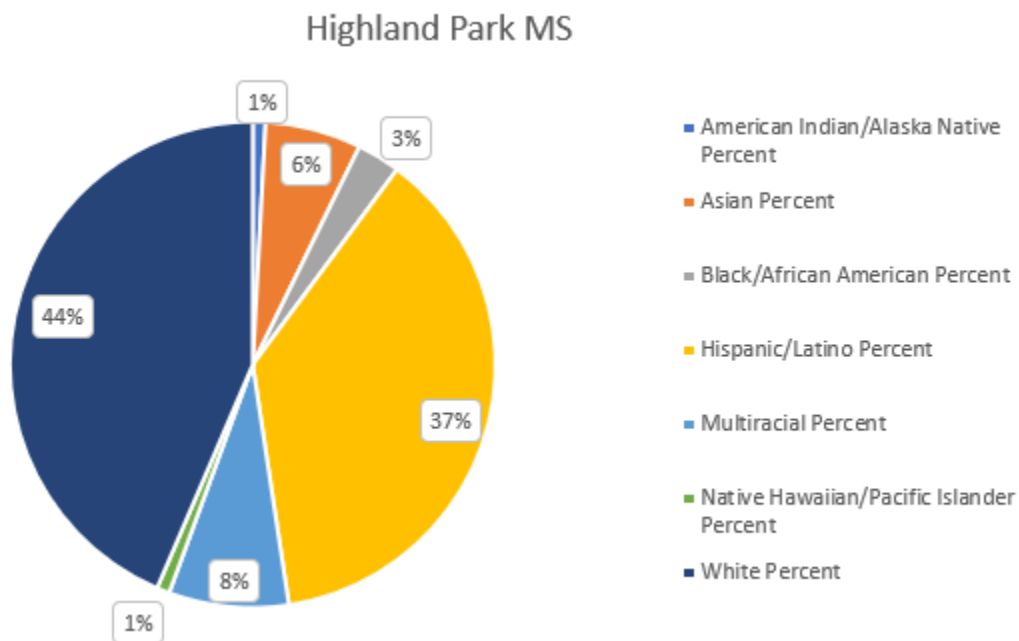
2025 Percent of Permanent Capacity: 93%

2025 Population Weighted K-5 Great Schools Score: 5

2025 Ever English Learners Percent: 34%

2025 Students with Disabilities Percent: 13%

2025 Free/Reduced Price Lunch Percent: 51%



Meadow Park MS

Zoned Schools:

- Barnes ES
- Beaver Acres ES
- SUMMA Meadow Park (Cedar Park, Five Oaks, Meadow Park)
- Terra Linda ES

High School(s) Fed: Aloha (1), Beaverton (1), Sunset (2)

2025 Net Population Estimate: 599

- Gross: 839
- Students Leaving for Options: 240

2025 Percent of Total Capacity: 64%

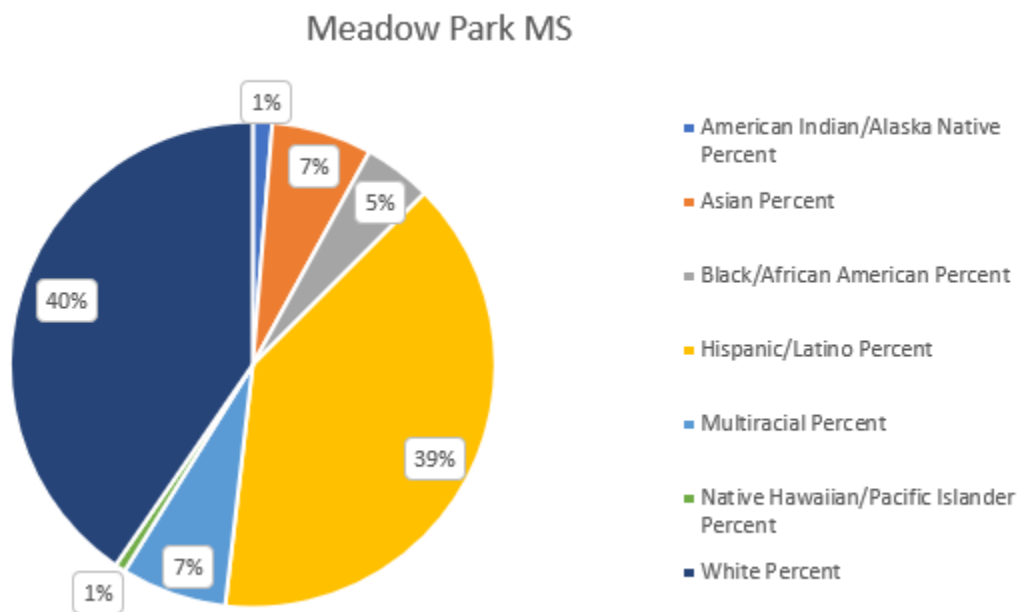
2025 Percent of Permanent Capacity: 70%

2025 Population Weighted K-5 Great Schools Score: 5

2025 Ever English Learners Percent: 34%

2025 Students with Disabilities Percent: 17%

2025 Free/Reduced Price Lunch Percent: 57%



Mountain View MS

Zoned Schools:

- Aloha-Huber Park K-8
- Cooper Mountain ES
- Errol Hassell ES
- Hazeldale ES
- Kinnaman ES

High School(s) Fed: Aloha (4), Mountainside (3)

2025 Net Population Estimate: 959

- Gross: 1,370
- Students Leaving for Options: 411

2025 Percent of Total Capacity: 89%

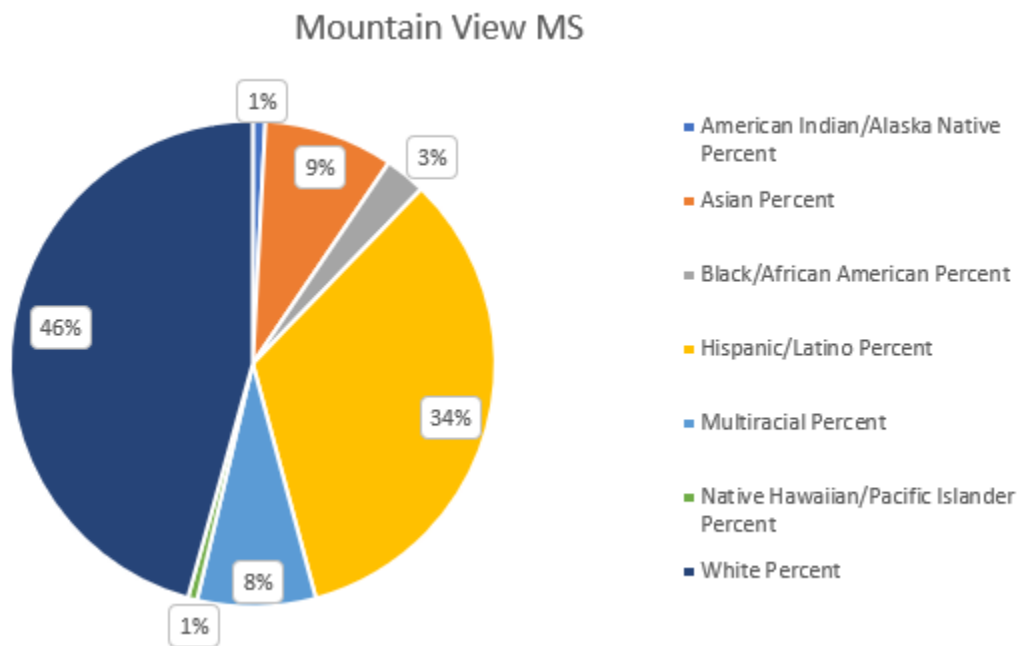
2025 Percent of Permanent Capacity: 97%

2025 Population Weighted K-5 Great Schools Score: 6

2025 Ever English Learners Percent: 31%

2025 Students with Disabilities Percent: 17%

2025 Free/Reduced Price Lunch Percent: 53%



Stoller MS

Zoned Schools:

- Jacob Wismer ES
- Sato ES
- Springville K-8

High School(s) Fed: Sunset (1), Westview (3)

2025 Net Population Estimate: 1,161

- Gross: 1,490
- Students Leaving for Options: 329

2025 Percent of Total Capacity: 84%

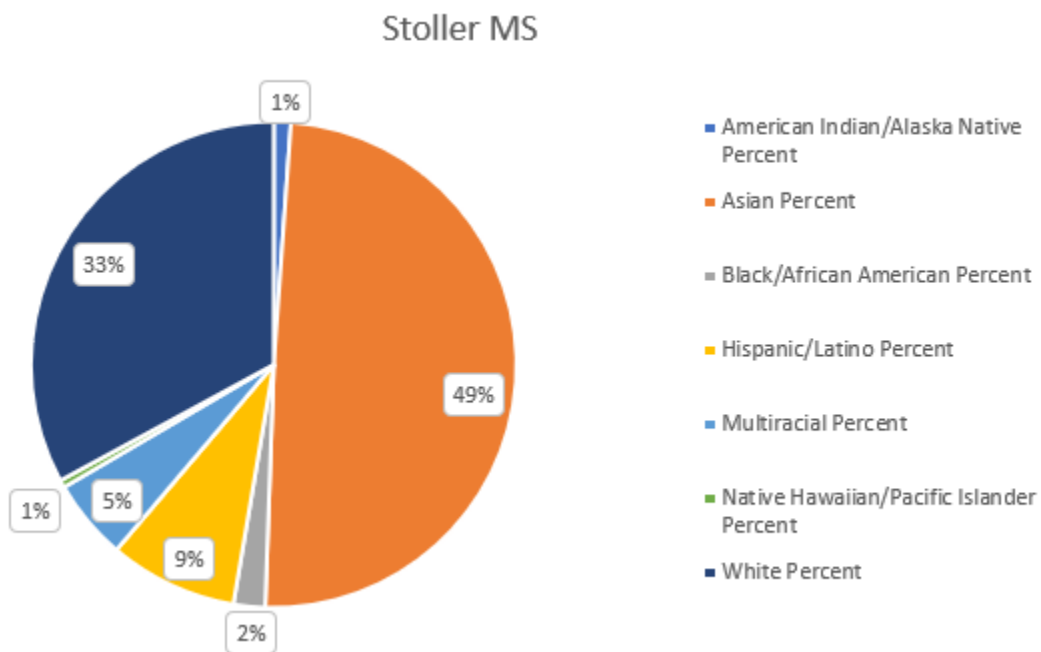
2025 Percent of Permanent Capacity: 107%

2025 Population Weighted K-5 Great Schools Score: 8

2025 Ever English Learners Percent: 20%

2025 Students with Disabilities Percent: 8%

2025 Free/Reduced Price Lunch Percent: 12%



Timberland MS

Zoned Schools:

- Bonny Slope ES
- Cedar Mill ES
- Findley ES
- SUMMA Stoller (Stoller, Timberland)

High School(s) Fed: Sunset (3)

2025 Net Population Estimate: 1,006

- Gross: 1,293
- Students Leaving for Options: 287

2025 Percent of Total Capacity: 91%

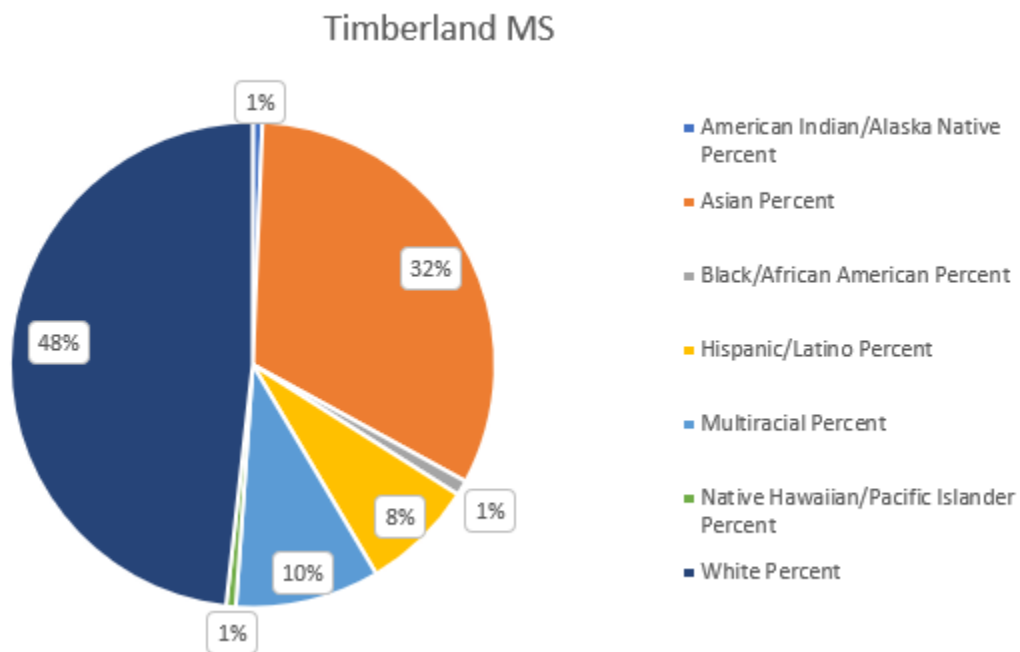
2025 Percent of Permanent Capacity: 91%

2025 Population Weighted K-5 Great Schools Score: 9

2025 Ever English Learners Percent: 12%

2025 Students with Disabilities Percent: 8%

2025 Free/Reduced Price Lunch Percent: 9%



Whitford MS

Zoned Schools:

- McKay ES
- Montclair ES
- Raleigh Hills K-8
- Raleigh Park ES
- SUMMA Whitford (Highland Park, Conestoga, Whitford)

High School(s) Fed: Beaverton (2), Southridge (2)

2025 Net Population Estimate: 598

- Gross: 736
- Students Leaving for Options: 138

2025 Percent of Total Capacity: 70%

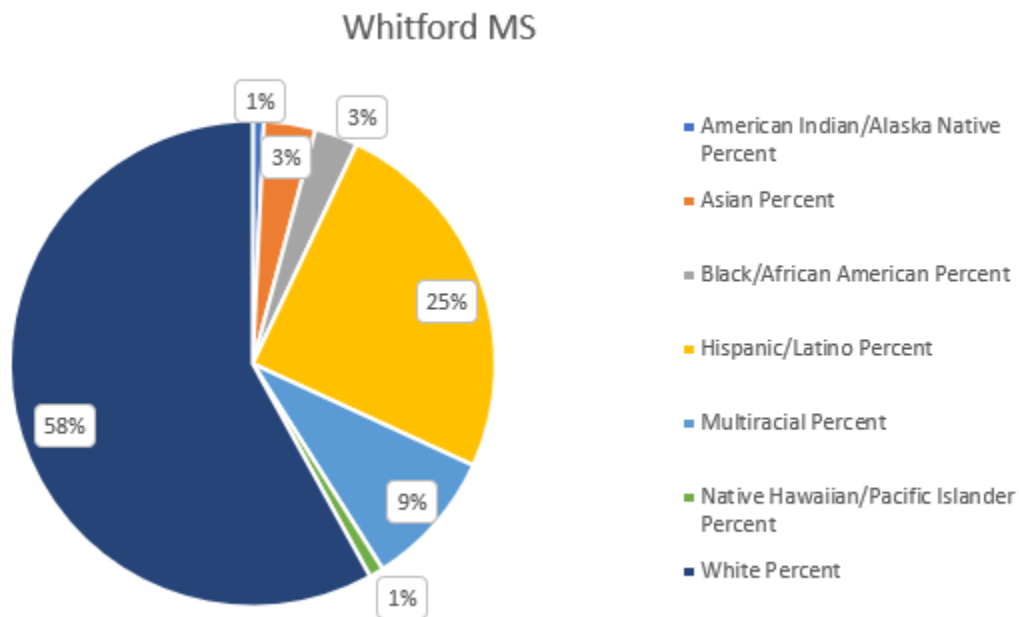
2025 Percent of Permanent Capacity: 70%

2025 Population Weighted K-5 Great Schools Score: 6

2025 Ever English Learners Percent: 22%

2025 Students with Disabilities Percent: 19%

2025 Free/Reduced Price Lunch Percent: 43%



About the Author: Jamie Williams

- Rock Creek parent (father of Liam and Gracie)
- Sr. Actuarial Analyst at a major group Life/Disability insurance company based in Portland
- M.A. in Education with an Emphasis in Teaching and Learning Mathematics from UC Santa Barbara
- B.S. in Mathematics with a Specialization in Applied and Computational Mathematics from UC Irvine
- Board Member, Westview Youth Baseball
- Founder, Bethany Runners Unite, a Bethany-based run club with 300+ members created 3+ years ago

	Elementary School	Current High School	Current Middle School		Proposed Enrollment	Permanent Capacity	% of Permanent Capacity	Total Capacity	% of Total Capacity (Including Portables)
CEDAR PARK					771	872	88.4%	998	77.3%
	Ridgewood	Beaverton	Cedar Park	174					
	William Walker	Beaverton	Cedar Park/Meadow Park	232					
	Raleigh Hills	Beaverton	Whitford	190					
	West TV	Beaverton	Cedar Park	157					
	Raleigh Park	Beaverton	Cedar Park	155					
	OPTION SCHOOL			-137					
CONESTOGA					704	872	80.7%	998	70.5%
	Hiteon	Southridge	Conestoga	311					
	Greenway	Southridge	Conestoga, Whitford	123					
	Nancy Ryles	Mountainside	Conestoga / Mountain Park	337					
	Hazeldale - Mountainside	Mountainside	Conestoga, Highland Park, Mountain View	110					
	OPTION SCHOOL			-177					
FIVE OAKS					967	1047	92.4%	1047	92.4%
	Bethany	Westview	Meadow Park	237					
	Oak Hills - Westview	Westview	Meadow Park	153					
	Rock Creek	Westview	Stoller	252					
	Elmonica - Westview	Westview	Five Oaks	150					
	McKinnley - Westview	Westview	Five Oaks	274					
	Rachel Carson (Option)		Five Oaks	180					
	OPTION SCHOOL			-279					
HIGHLAND PARK					865	871	99.3%	955	90.6%
	Chehalem - Beaverton	Beaverton	Highland Park/Mountain View	84					
	Chehalem - Mountainside	Mountainside	Highland Park/Mountain View	117					
	Fir Grove	Southridge	Highland Park	192					
	Cooper Mountain	Mountainside	Highland Park/Mountain View	242					
	Sexton Mountain	Mountainside	Highland Park	295					
	Vose - Beaverton	Beaverton	Whitford	114					
	OPTION SCHOOL			-179					
MEADOW PARK					808	855	94.5%	939	86.0%
	SUMMA NORTH			359					
	Barnes - Beaverton	Beaverton	Meadow Park	164					
	Barnes - Sunset	Sunset	Meadow Park	97					
	Elmonica - Aloha	Aloha	Five Oaks	114					
	McKinnley - Aloha	Aloha	Five Oaks	30					
	Beaver Acres	Aloha	Five Oaks	284					
	OPTION SCHOOL			-240					
MOUNTAIN VIEW					989	990	99.9%	1074	92.1%
	Errol Hassell - Aloha	Aloha	Mountain View	181					
	Aloha-Huber	Aloha	Five Oaks	306					
	Errol Hassell - Mountainside	Mountainside	Mountain View	16					
	Scholls Heights	Mountainside	Conestoga	382					
	Hazeldale - Aloha	Aloha	Conestoga, Highland Park, Mountain View	215					
	Kinnaman	Aloha	Mountain View	300					
	OPTION SCHOOL			-411					
STOLLER					1161	1081	107.4%	1375	84.4%
	Jacob Wismer - Westview	Westview	Stoller	97					
	Jacob Wismer - Sunset	Sunset	Stoller	291					
	Sato	Westview	Stoller	559					
	Springville	Westview	Stoller	543					
	OPTION SCHOOL			-329					
TIMBERLAND					899	1100	81.7%	1100	81.7%
	Oaks Hills - Sunset	Sunset	Meadow Park	102					
	Cedar Mill	Sunset	Cedar Park	270					
	Bonny Slope	Sunset	Cedar Park	351					
	Terra Linda	Sunset	Cedar Park	150					
	Findley	Sunset	Stoller	313					
	OPTION SCHOOL			-287					
WHITFORD					582	858	67.8%	858	67.8%
	McKay	Southridge	Conestoga, Whitford	136					
	Vose - Southridge	Southridge	Whitford	185					
	Montclair	Southridge	Whitford	133					
	SUMMA SOUTH			266					
	OPTION SCHOOL			-138					

	Elementary School	Current High School	Current Middle School		Proposed Enrollment	Permanent Capacity	% of Permanent Capacity	Total Capacity	% of Total Capacity (Including Portables)
CEDAR PARK					745	872	85.4%	998	74.6%
	Ridgewood	Beaverton	Cedar Park	174					
	William Walker	Beaverton	Cedar Park/Meadow Park	232					
	Barnes - Beaverton	Beaverton	Meadow Park	164					
	West TV	Beaverton	Cedar Park	157					
	Raleigh Park	Beaverton	Cedar Park	155					
	OPTION SCHOOL			-137					
CONESTOGA					889	872	101.9%	998	89.1%
	Hiteon	Southridge	Conestoga	311					
	Nancy Ryles	Mountainside	Conestoga / Mountain Park	337					
	Greenway	Southridge	Conestoga, Whitford	123					
	Sexton Mountain	Mountainside	Highland Park	295					
	OPTION SCHOOL			-177					
FIVE OAKS					1074	1047	102.6%	1047	102.6%
	SUMMA NORTH			359					
	Bethany	Westview	Meadow Park	237					
	Oak Hills - Westview	Westview	Meadow Park	153					
	Elmonica - Westview	Westview	Five Oaks	150					
	McKinnley - Westview	Westview	Five Oaks	274					
	Rachel Carson (Option)		Five Oaks	180					
	OPTION SCHOOL			-279					
HIGHLAND PARK					570	871	65.4%	955	59.7%
	Chehalem - Beaverton	Beaverton	Highland Park/Mountain View	84					
	Fir Grove	Southridge	Highland Park	192					
	Chehalem - Mountainside	Mountainside	Highland Park/Mountain View	117					
	Cooper Mountain	Mountainside	Highland Park/Mountain View	242					
	Vose - Beaverton	Beaverton	Whitford	114					
	OPTION SCHOOL			-179					
MEADOW PARK					693	855	81.1%	939	73.8%
	Barnes - Sunset	Sunset	Meadow Park	97					
	Oaks Hills - Sunset	Sunset	Meadow Park	102					
	Aloha-Huber	Aloha	Five Oaks	306					
	Elmonica - Aloha	Aloha	Five Oaks	114					
	McKinnley - Aloha	Aloha	Five Oaks	30					
	Beaver Acres	Aloha	Five Oaks	284					
	OPTION SCHOOL			-240					
MOUNTAIN VIEW					793	990	80.1%	1074	73.8%
	Errol Hassell - Aloha	Aloha	Mountain View	181					
	Errol Hassell - Mountainside	Mountainside	Mountain View	16					
	Scholls Heights	Mountainside	Conestoga	382					
	Hazeldale - Aloha	Aloha	Conestoga, Highland Park, Mountain View	215					
	Hazeldale - Mountainside	Mountainside	Conestoga, Highland Park, Mountain View	110					
	Kinnaman	Aloha	Mountain View	300					
	OPTION SCHOOL			-411					
STOLLER					1122	1081	103.8%	1375	81.6%
	Jacob Wismer - Westview	Westview	Stoller	97					
	Rock Creek	Westview	Stoller	252					
	Sato	Westview	Stoller	559					
	Springville	Westview	Stoller	543					
	OPTION SCHOOL			-329					
TIMBERLAND					1088	1100	98.9%	1100	98.9%
	Jacob Wismer - Sunset	Sunset	Stoller	291					
	Cedar Mill	Sunset	Cedar Park	270					
	Terra Linda	Sunset	Cedar Park	150					
	Bonny Slope	Sunset	Cedar Park	351					
	Findley	Sunset	Stoller	313					
	OPTION SCHOOL			-287					
WHITFORD					772	858	90.0%	858	90.0%
	McKay	Southridge	Conestoga, Whitford	136					
	Vose - Southridge	Southridge	Whitford	185					
	SUMMA SOUTH			266					
	Montclair	Southridge	Whitford	133					
	Raleigh Hills	Beaverton	Whitford	190					
	OPTION SCHOOL			-138					

FW: Middle School Boundary proposal feedback

Steven Sparks - Exec Admin <Steven_Sparks@beaverton.k12.or.us>

Thu 1/2/2020 1:09 AM

To: deborah wohlmutter <Debby_Wohlmutter@beaverton.k12.or.us>

■ 1 attachments (3 MB)

SPV proposal revisited.pptx;

Please include this in the comments

SAS

From: David Ramku <dramku@gmail.com>

Sent: Wednesday, January 1, 2020 8:43 PM

To: Steven Sparks - Exec Admin <Steven_Sparks@beaverton.k12.or.us>

Subject: Middle School Boundary proposal feedback

⚠ This is from a Non-BSD Email address: Please only click links and attachments if you are sure they are safe

Mr Sparks,

Attached is aimed at addressing some of the facts and misstatements that Springville had in their last submission. We'd like to respectfully provide an alternative view point and correct some of the facts.

thanks,

David

The background features abstract, overlapping green geometric shapes, primarily triangles and polygons, in various shades of green, creating a modern, layered effect. The text is centered in the white space.

A response to the facts
presented by Springville
community

Summary:

- ▶ There are several misstatements and flawed arguments in the Springville proposal posted on the BSD website
- ▶ It is important to address them in the same public medium in which they were posted
- ▶ We're committed to following the rules set out by BSD for this process and assume positive intent by all involved.
- ▶ We find it unreasonable however to uproot several local communities from Stoller, including Jacob Wismer, Findley, Summa just to accommodate one school.
- ▶ Such proposals are maximalist in nature. They introduce severe traffic congestion, cost and prevent Five Oaks for being the high achieving school it could be by having Rock Creek and Springville feed into it.
- ▶ Ultimately they fail to address the objectives set out by BSD

Key Considerations to Meet the BSD JC Objectives

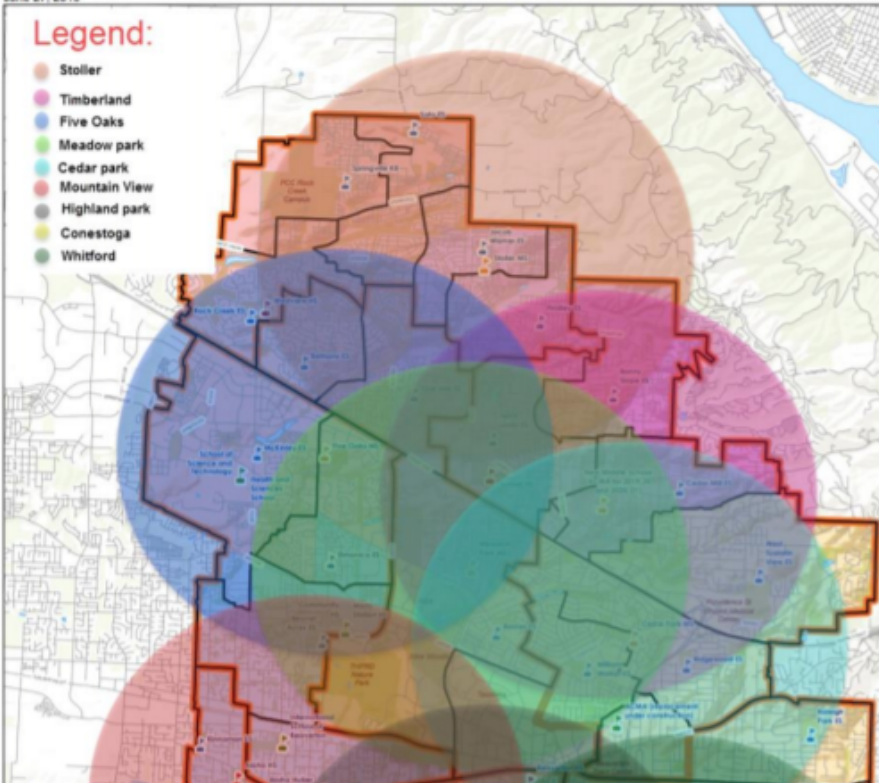
- Localize the overcrowding issue in North BSD by re-drawing North school boundaries
- disruptive to existing communities
 - Self contain the issues to the localized geographical location – Try to solve it without re-drawing or impacting communities in the south to solve the North BSD school crowding issue
- Do not overcrowd other MS due to the boundary adjustment
- Optimize the commute distance for all BSD kids

Community Comment: These considerations have the effect of amending the objectives that BSD set out for the exercise. Other areas will have other priorities such as mitigating traffic congestion surrounding the community, maximizing walkability (where available), ensure low transportation costs for the district and reduce air pollution. It will be most productive to stick to the objectives set out by BSD without amending them.

June 27, 2019

Legend:

- Stoller
- Timberland
- Five Oaks
- Meadow park
- Cedar park
- Mountain View
- Highland park
- Conestoga
- Whitford



BSD Boundaries Map showcasing accessibility of various communities

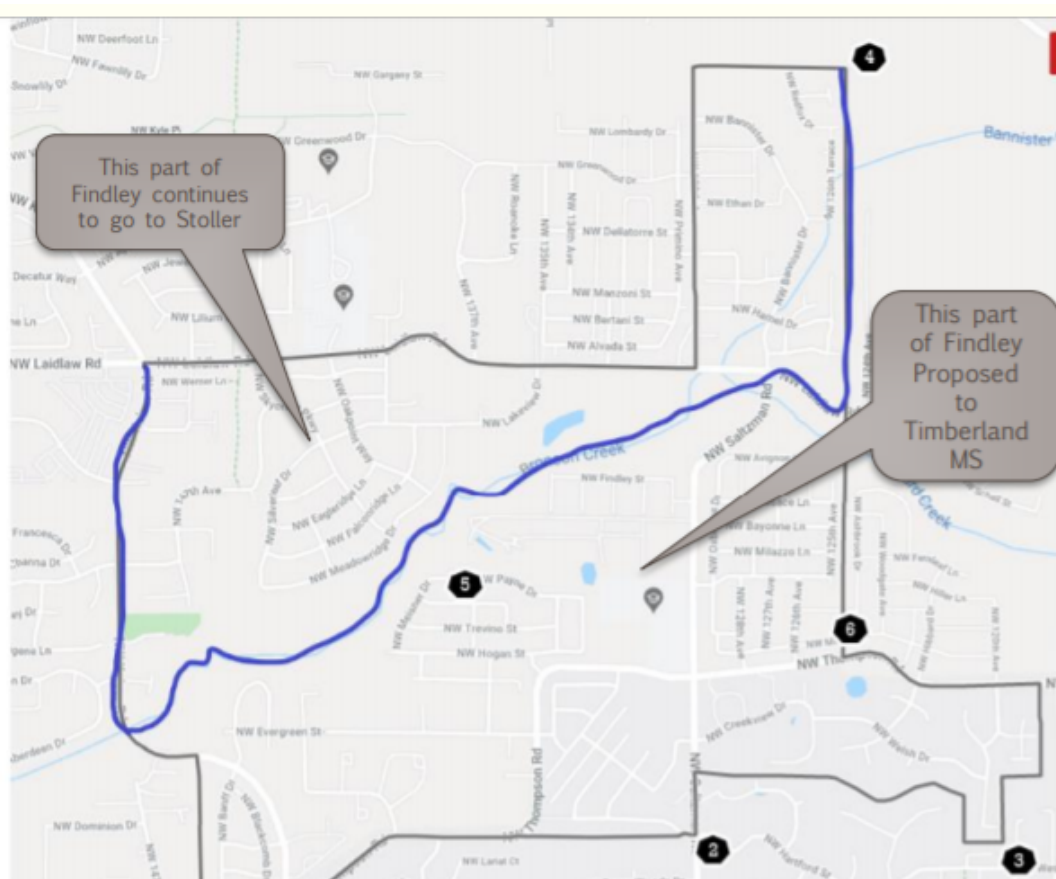
What is this map about?

- “3 Mile” radius from each middle school in BSD
- Each Circle is centered by the Middle school highlighting the 3 mile radius from MS
- This map shows geographical coverage of each MS to various communities
- Gives a view of how many middle schools are accessible to each community
- For example,
 - *“If there are two overlapping circles then it indicates two middle schools are accessible within the 3 mile radius for that given community”*

Key Perspectives that can be derived from the map:

- Springville is covered only by 1 MS
- Findley community south of Bronson Creek is covered by 2 MS [Stoller, Timberland]

Community Comment: The “3 mile” radius is a misleading metric which one would establish if they were specifically goalseeking to a particular outcome. It doesn’t take into account housing density (some neighborhoods have denser housing or more kids) as well as walkability. It doesn’t take into account transportation costs resulting from introducing new bus routes or congestion in bottleneck single lane roads around Stoller.



Statement:

"Findley is walkable / bikeable to Stoller Middle school"

Fact Check:

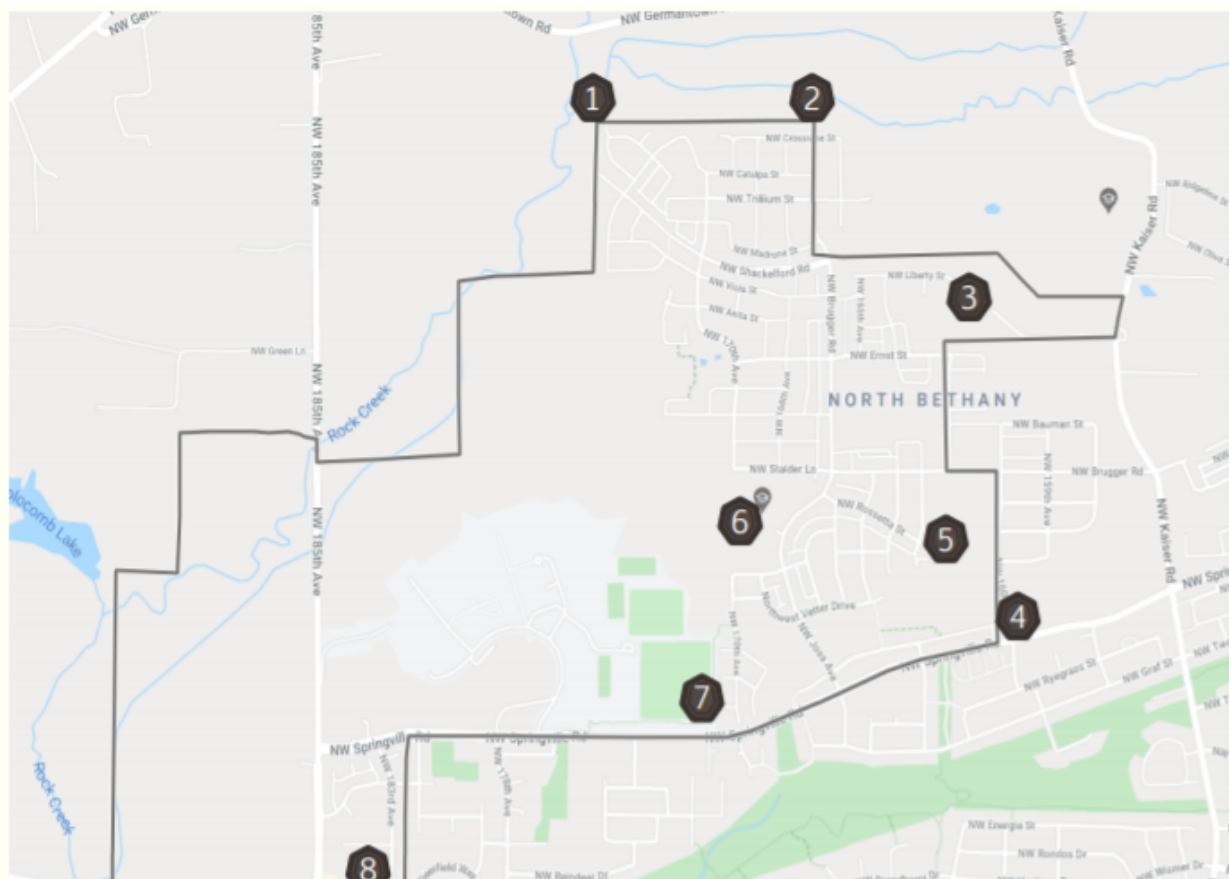
- Only one community which is opposite to Stoller middle school is in a safe walkable zone
- Bronson Creek Green space is in between most of Findley ES communities and the Stoller MS
- The Findley community which is south of Bronson Creek green space has to go through the narrow strip of Saltzman road to reach Stoller MS and this is not a bike zone or walk zone
- There have been multiple concerns raised by the Findley communities about the safety of this small strip of road connecting Thomson Road and Laidlaw Road through which they need to go to Stoller Middle School [Search for : Saltzman road safety issues]
 - <https://www.change.org/p/please-help-fix-saltzman-road-before-there-s-an-accident>
 - https://www.oregonlive.com/north-of-26/2013/12/saltzman_road_realignment_high.html
- By moving the Findley communities south of Bronson Creek green space, they can avoid travelling to the Stoller Middle school through this dangerous road and instead safely go to the new Timberland middle school with minimal increase in distance

Below table provides distance from various communities of Findley ES to both Stoller and

Community Comment: This slide is incorrect. THPRD and Washington County have road and trail projects which would increase Stoller walkability to ~75% of the Findley community. This would cause BSD to save by eliminating bus routes, rather than spend more by introducing new ones.

Findley students will need to travel ~ 6 – 10 mins to the new timberland school. Currently they travel ~4 – 7 mins to Stoller

5	No	Yes	2.1	3.3	Timberland
6	No	Yes	1.6	2.8	Timberland
4	No	Yes	1.2	3.5	Stoller



Statement:

“Springville can go to Five Oaks”

Fact Check:

- Most of the Springville community resides north of Springville road
- There is only a very tiny community which resides on the south west end of the school boundary
- Most of the kids from the Springville elementary boundary has to travel approximately 4+ miles to commute to Five Oaks in a heavily trafficked 185th Avenue in the morning and evening
- There are other communities well below Springville school who are much closer to various middle schools, few examples
 - Findley is closer to Stoller, Timberland, Meadow park and Five Oaks
 - South part of SATO elementary school is much closer to Five Oaks and Meadow Park
 - South Part of Rock Creek is close to Five Oaks

Below is the distance from various points in the Springville Elementary school

Community Comment: The travel times quoted in this chart are incorrect. Furthermore it's important to note that the average incremental distance for sending SPV to Five Oaks is 2.2 miles vs introducing new bus routes at 4.5 miles for Findely kids residing across from Stoller (Meadowridge example used).

A mildly more reasonable approach would have been to propose splitting the northernmost communities of Springville and allow those to feed into Stoller.

MS

Below graph depicts how the racial & ethnicity makeup is impacted - what if scenarios

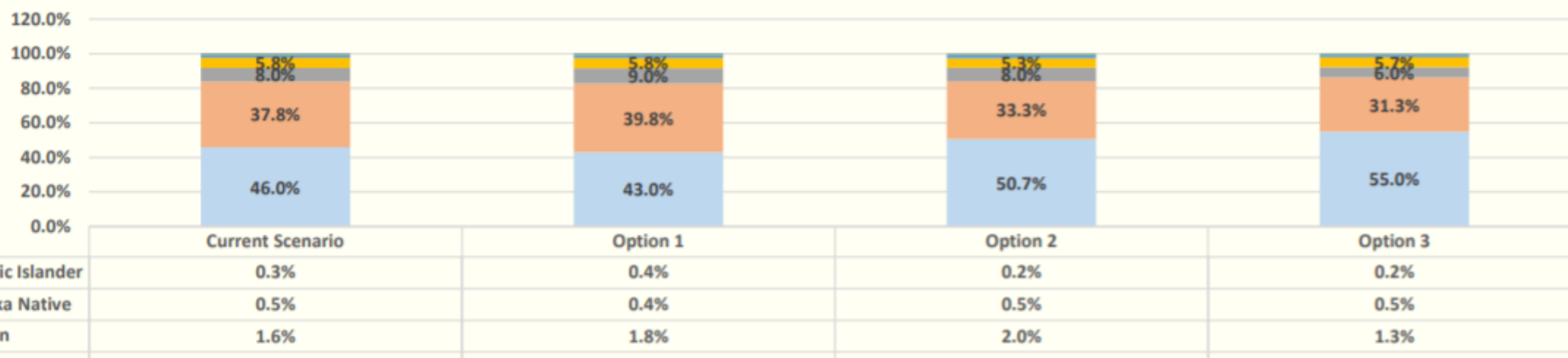
Option 1: Moving Findley out of Stoller

Option 2: Moving Findley and Rock Creek out of Stoller

Option 3: Moving Rock Creek and Springville out of Stoller

Options	Asian : White : Others Ratio	Comments
Current Scenario	46 : 38 :16	
Option 1	43 : 40 : 17	Improves diversity slightly
Option 2	51 : 33 : 16	Deteriorates diversity slightly
Option 3	55 : 31 : 14	Deteriorates diversity more

Racial & Ethnicity Makeup



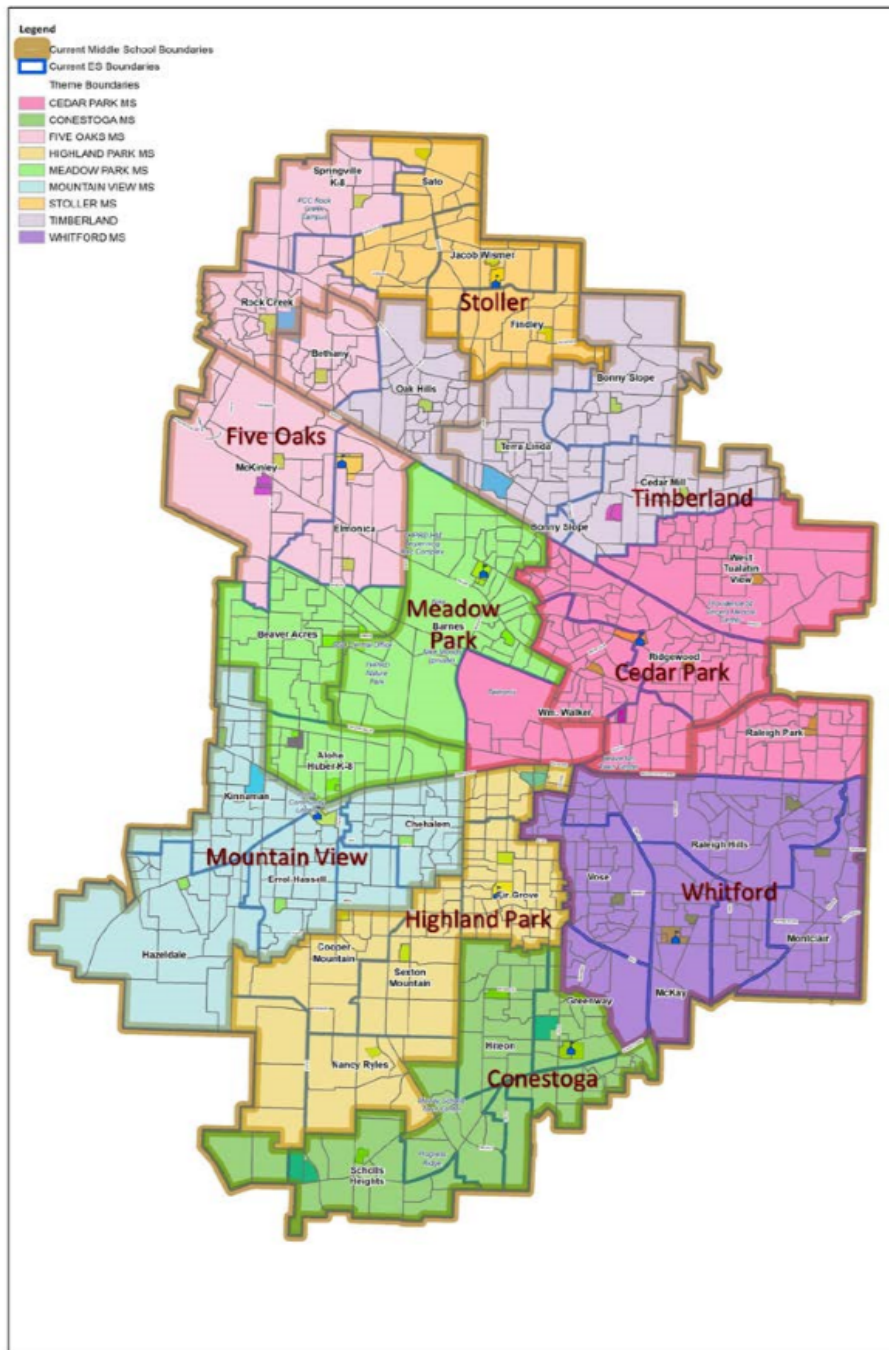
Community Comment: We applaud the goal of improving diversity in our schools, yet believe this can be best done by lifting up Five Oaks MS. It's important not to deprive it of the high achieving students and increased diversity that Springville and Rock Creek would bring to that school. This is our opportunity to design boundaries that enable Five Oaks to be another high achieving school in the district.

Comments

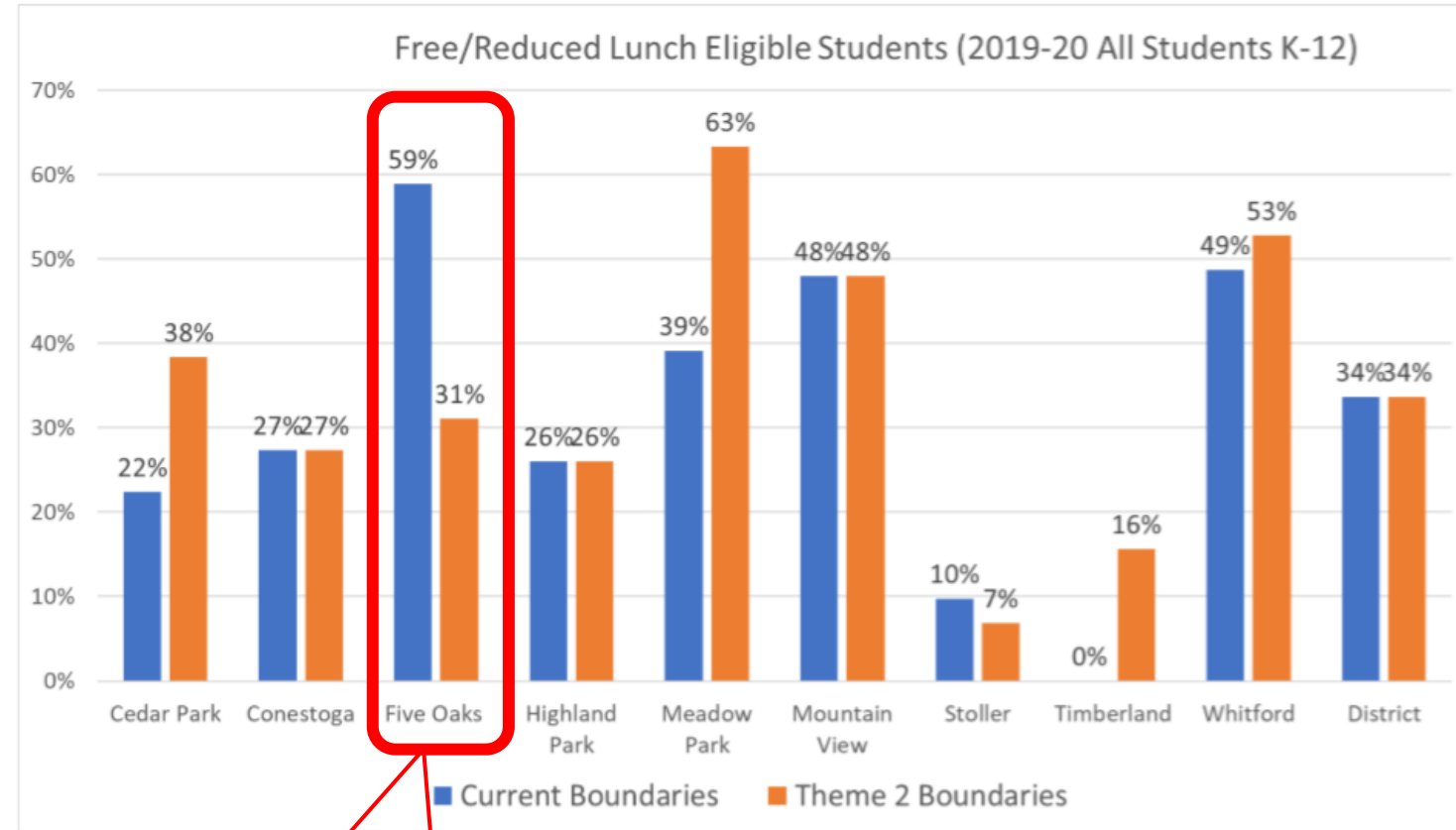
improves economic diversity

No Change

deteriorates the economic diversity



Theme 2: Free/Reduced Eligible Students



BSD published data suggests that Theme 2 most significantly shifts Five Oaks

FW: JW Parent's concern about proposal moving JW out of Stoller

Steven Sparks - Exec Admin <Steven_Sparks@beaverton.k12.or.us>

Thu 1/2/2020 8:35 PM

To: deborah wohlmutter <Debby_Wohlmutter@beaverton.k12.or.us>

Please include in the submitted comments

From: donald grotting <Don_Grotting@beaverton.k12.or.us>

Sent: Thursday, January 2, 2020 8:14 PM

To: Steven Sparks - Exec Admin <Steven_Sparks@beaverton.k12.or.us>; carl mead <Carl_Mead@beaverton.k12.or.us>; robert mccracken <Robert_Mccracken@beaverton.k12.or.us>

Subject: Fwd: JW Parent's concern about proposal moving JW out of Stoller

FYI

Sent from my iPhone


Begin forwarded message:

From: Ashish Sapra <ashishsapra@gmail.com>

Date: January 2, 2020 at 1:28:53 PM PST

To: donald grotting <Don_Grotting@beaverton.k12.or.us>

Subject: JW Parent's concern about proposal moving JW out of Stoller

 **This is from a Non-BSD Email address:** Please only click links and attachments if you are sure they are safe

Hello Mr. Grotting,

None of the 4 theme maps/proposal seems to solve problem which BSD is trying to solve for Stoller MS. If look at 2025 projections, no theme maps get 100% or less Stoller goal or not even close but theme map-2 (105%). Regardless of where you put Springville kids, it will overflow any MS. Only and wise option is to build new MS school in North Bethany to overcome this growing North Bethany issue. How come BSD failed to predict/observe/look at the pace North Bethany is growing? Why school was build where there was no need? Why ANY parents should pay for the mistake BSD made? I am JW parent, soon to be Stoller and would definitely don't like to be moved out to some other MS school just because of someone else's mistake. There was also rumor of shifting SUMMA out of Stoller. Why that is needed? Just to make some other parents happy? I don't see any value destroying Stoller the way it was build over last decade. Any changes to existing ES school feed into Stoller WILL NOT only destroy what Stoller is today but also WILL impact relation between school kids, their friends, their neighborhoods.

Regards,
Ashish