



Laguna Beach High School

NGSS Update

February 13, 2018

Meeting **Outcomes**

Revisit NGSS Conceptual Shifts

Examine High School Pathway Options

Understand High School Science Department Preparation
for NGSS

Discussion of Next Steps

A large, bright yellow diagonal graphic that starts from the top right and extends towards the bottom left, creating a split background of white and yellow.

1.

NGSS Conceptual Shifts


NGSS Conceptual Shifts and Comprehensive High School NGSS Vision

1. K-12 science education should reflect the interconnected nature of science as it is practiced and experienced in the real world.
2. The NGSS are student performance expectations – not curriculum.
3. The science concepts in the NGSS build coherently from K-12.
4. The NGSS focus on deeper understanding of content as well as application of content.
5. Science and engineering are integrated in the NGSS, from K-12.
6. The NGSS are designed to prepare students for college, career, and citizenship.
7. The NGSS and Common Core State Standards (English Language Arts and Mathematics) are aligned.

2.

NGSS Pathway Options

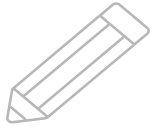
Overview of Course Models

THREE YEAR MODEL	FOUR YEAR MODEL	INTEGRATED MODEL
<p>Biology with Earth-Space</p> <p>Chemistry with Earth-Space</p> <p>Physics with Earth-Space</p> 	<p>Biology</p> <p>Chemistry</p> <p>Physics</p> <p>Earth-Space Science</p>	<p>Biology</p> <p>Chemistry</p> <p>Physics</p> <p>Earth-Space Science</p>

A thick, bright yellow diagonal stripe runs from the top right corner towards the bottom left, separating the white background on the left from a solid yellow background on the right.


3.

**High School
Department Preparation**



Department **Goals**

- ▶ All Standards, All Students
- ▶ Instructional Shifts Embedded in SEPs
- ▶ Identify a Single Entry Point to High School
- ▶ Reorganizing Biology, Chemistry, Physics, to Include Space and Engineering in Cohesive, Meaningful Way



Making it Work: **Integrating All Standards, All Students**

Instructional Delivery

Lessons integrate three dimensions of NGSS

Lessons meaningfully integrate standards across content areas

Anchor lessons

System Wide

Mapping out draft scope and sequence of potential course options

Design a cohesive pathway for all students

A thick, bright yellow diagonal stripe runs from the top right corner towards the bottom left, separating the white background from a solid yellow background on the right side of the slide.

4.

Next Steps



Next Steps

Finalize Pathways



Create Courses and Corresponding
Curriculum Maps



Address Graduation Requirement



Thank you!

Any questions?