

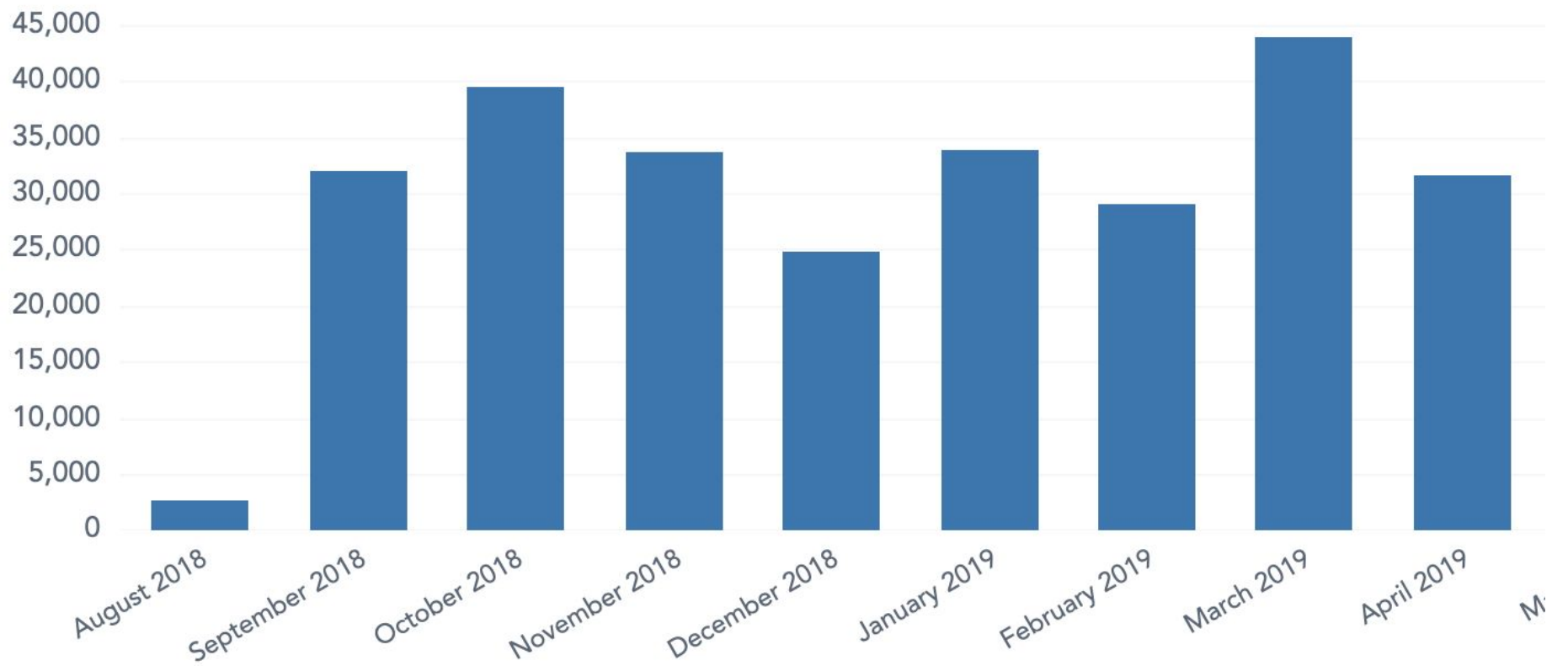


TECHNOLOGY SERVICES UPDATE

May 14, 2019

Login Statistics







ConnectED

ELA/ELD Wonders(k-5) / Study Sync 6-12

129,165



PowerSchool Learning

86,233



Google Drive

76,077



ST Math

75,798



Student/Parent Portal

46,981



Think Central

Elementary Math

40,680



Aeries

29,996



Scholastic SRI-SRC

29,580



Typing Agent

27,010



GMail

25,729



LOGINS THIS YEAR

282,440

Wed, Aug 1, 2018 -
Wed, Jul 31, 2019

PEAK HOUR

8am - 9am

113 Average

PEAK DAY

Tuesday

892 Average

PEAK WEEKEND DAY

Sunday

124 Average

PEAK MONTH

March

918 Average



Research & Databases



Research Initiative

Pre-Benchmark

Presentations

Post-Benchmark

33.9%

Basic to Advanced

September -
Students take a 20 question
benchmark

100+

Presentations

- + Research Steps
- + Boolean Searching
- + Databases
- + MLA Formatting

46.8%

Basic to Advanced

April -
Student retake the 20 question
benchmark

71,714 ~ 17,054

SEARCHES - DOCUMENTS

BRITANNICA - SINCE AUG.

15,805 ~ 2,515

SEARCHES - RETRIEVALS

GALE - SINCE DEC.

2,320 ~ 1,077

ebooks - audiobooks

SORA - SINCE JAN.



K-5 Computer Science

Foundations for success.



Critical Thinking, Creativity, Collaboration, Communication

All 4 C's.

In *every* lesson.



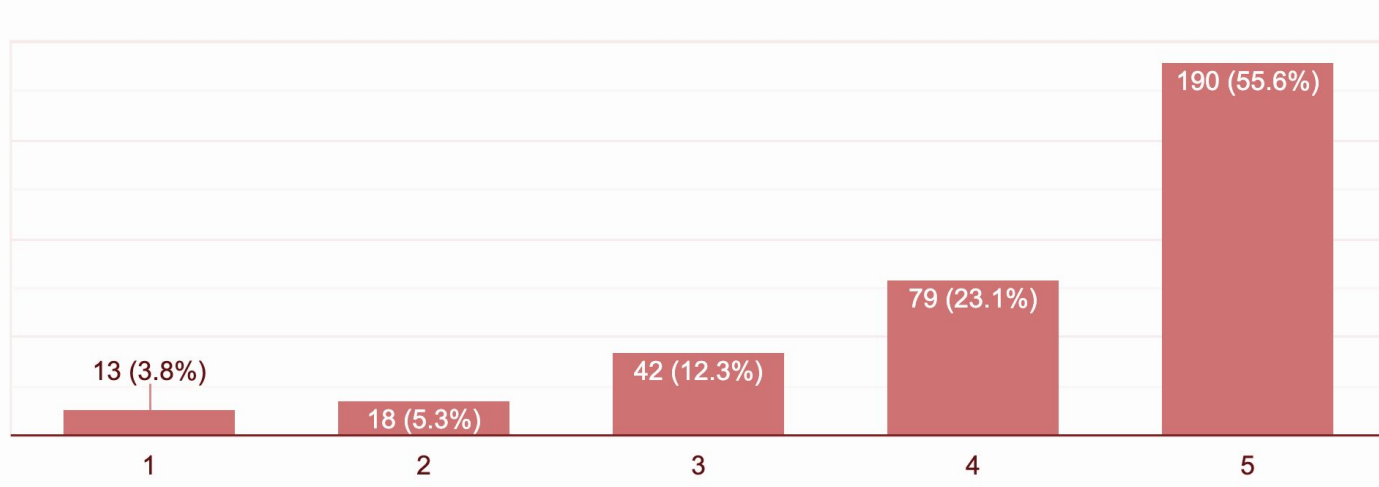
An hour of code??

26,562+
Hours of Code

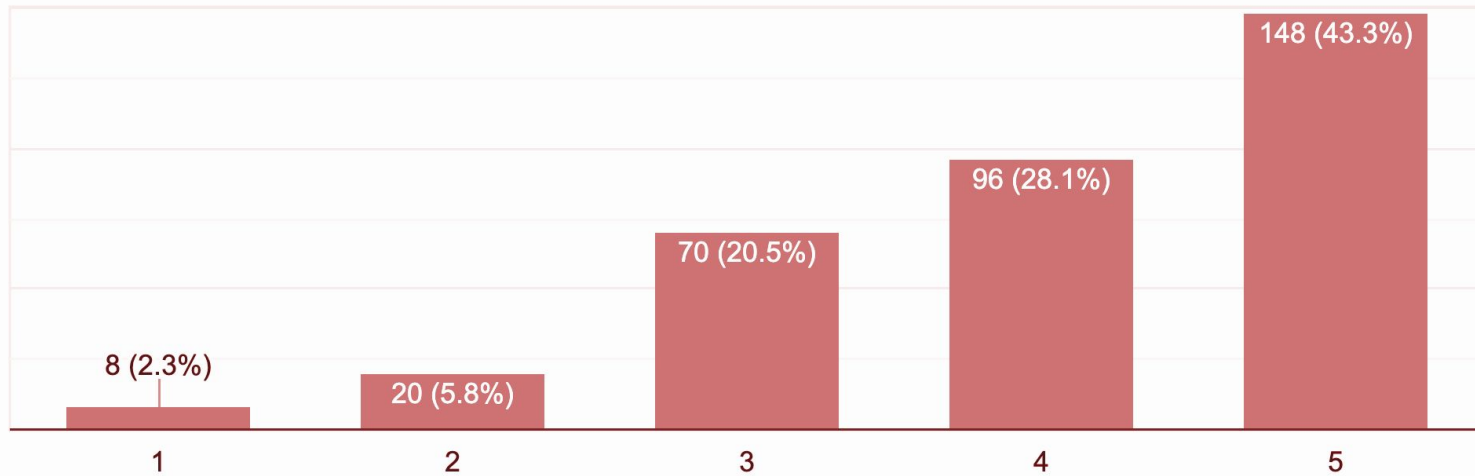




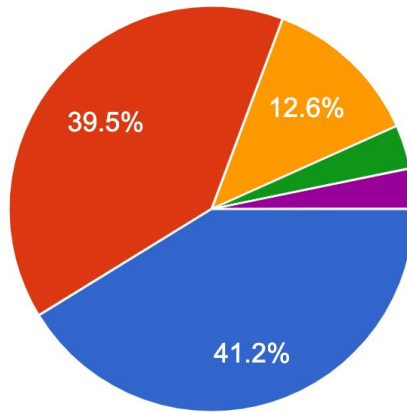
**I look forward to the coding classes
we have**



I feel successful using the coding techniques we learn in class



I feel like I'm better at coding than I was at the beginning of the year



- Strongly agree
- Agree
- Neither agree nor disagree
- Disagree
- Strongly Disagree



Thanks!

Questions?

