

DATE	NAME	EMAIL	ELEMENTARY	MIDDLE	HIGH	OPTION	COMMENTS
12/13/2019	Alireza	avanaki@yahoo.com	Findley Elem				Nearly all Findley students can walk to Stoller with the planned improvements for the next 2 years: p.35, C3 trail westside http://cdn1.thprd.org/pdfs2/document3679.pdf , and Saltzmann road project http://cedarmillnews.com/719/roadnews.html
12/13/2019	Zahra	Zahra.ebadi@gmail.com	Findley Elem				Splitting elementary schools is detrimental to kids' emotional health while transitioning into middle school. Don't split Findley!
12/13/2019	S	sri.127@gmail.com	Springville K-8				I really appreciate the time and effort of the committee members. Based on the newly released FAQs, it is heartening to see that BSD would take into account the efficiency of transportation and is looking into minimizing the time a student is being transported. I request the committee members to look at the key intersections students will have to cross to reach a particular school as well as the how busy these intersections are which can drastically increase the time of travel. Washington County has publicly released traffic counts at https://www.co.washington.or.us/LUT/Divisions/TrafficEngineering/Programs/traffic-counts.cfm . This shows that 185th/evergreen as the busiest intersection in the entire county. It will be detrimental for the middle schoolers to cross this intersection and travel a distance of 10 miles on a day to day basis to reach a school in Five Oaks. This would add more to the existing traffic along 185th at US26 and Evergreen intersections and cause a ripple effect along the entire region. I request that you send our kids to a school within our own community (Stoller). And I think it is high priority to also get the North Bethany region its own middle school. Thank you for your time.
12/13/2019	Lin Ma	Linma188@yahoo.com	Findley Elem	Stoller MS			Please keep Findley in Stoller. My kids walk to Stoller because we don't have school bus between my home and Stoller.
12/13/2019	YANG CHENG	yanchengchris@gmail.com	Findley Elem	Stoller MS	Sunset		Reasons for Findley to continue with Stoller Closest middle school to Findley is Stoller - The nearest neighbor is only 0.1 mile away from Stoller.A right for siblings to attend the same school Findley community / school capacity is expected to have only minimal growth , also including limited housing development possible. So Findley numbers feeding into Stoller will be stable. Legacy - For several years Findley has been feeding into Stoller, we contribute to the middle school a lot. Removing Findley from Stoller is not a solution! Long term solution is to propose Springville and Rockcreek to move to Five Oaks as Springville is growing community. - JacobWismer, Findley and Sato feed to Stoller - according to the distance.
12/13/2019	Yuming Ma	yumingma@GMAIL.COM	Findley Elem	Stoller MS	Sunset	ISB	I strongly object the motion to move Findley out of the Stoller MS feeder school. The reasons are:1. Findley has been an established feeder school for Stoller since its opening which has formed a strong community in the neighborhood. It is unfair and unethical to destroy such positive community by to other neighborhood's request.2. The current and future students at Findley are well committed to Stoller through siblings, friends, families, neighbors, and are well connected through school program and after-school programs. It is unfair and unethical to the Findley students to force them to out of the Stoller MS to another middle school which they are not connected nor committed, which will damage the quality of education.3. Many of the Findley families living in the walking or short-driving distance to Stoller Middle School. It is devastating to force them to a farther school beyond walking distance, such move will not only damage the students life but will also devstate the families whose schedule and situation are replying upon their students walking to the Stoller Middle School which is the sole reason they bought properties in the neighborhood. Moving them out of Stoller MS will destroy their life and destroy student's education.More negative reasons of moving Findley out of Stoller MS feeder school, but I would like to suggest the following to the Springville neighborhood school situation:1. Re-open the Springville neighborhood 6-8 school which are closer to the families in the already established community.Thank you.
12/13/2019	YY	yyinny@hotmail.com	Findley Elem	Stoller MS	Sunset		Findley kids want to go to Stoller for middle school like their older siblings!
12/13/2019	Preeju Philip	preejususan@gmail.com		Stoller MS			Thank You for reading through our comments . All the comments from Findley parents saying that Stoller is good only because of Findley Parents feels very insulting to all the other parents and kids who have spent many amount of hours at Stoller . All the kids and Parents and Teachers and Staff has made what Stoller is Today . Springville , Sato , Rock Creek and Jacob Wismer - each of them have contributed vastly to Stoller .
12/13/2019	Preeju Philip	preejususan@gmail.com		Stoller MS			Just repeating a thousand times that Springville is expanding crazy DOES NOT make it a fact . The FACT is that Springville is now not growing . It is stable and will be stable as there are no new homes in that area .
12/13/2019	Sree Kumar	sreek32@gmail.com	Springville K-8	Stoller MS	Westview		Hello BSD Boundary committee members,Thank you for giving us the opportunity to comment and involve in the process of identifying new feeder schools for Timberland. I have gone through the previous comments and its very disheartening to see petty comments about throwing the maps drawn on 11/21 meeting as it does not meet one community's agenda of staying at Stoller MS at all costs. The same community drew 22 maps all with a single purpose of staying in Stoller at all costs and creating maximum disruption of rearranging MS feeder schools in the North and South of US26. I am not here to blame anyone, but present an my comments.The whole idea of this exercise is to identify feeder schools to Timberland and relieve the overcrowding at Stoller.Also, the idea is not to create a new overcrowding problem at Five Oaks or any other MS. So Findley ES should feed into Timberland School. Any walkable areas to Stoller can be split to feed into Stoller, but the southern areas of Findley is more closer to Timberland than Stoller. Also this will help in adding to the diversity (socio, economical) to Stoller as diverse schools like Springville and Rockcreek feed into Stoller.
12/13/2019	Vijay Kumar	vijay.m@outlook.com					The main purpose of this MS Boundary adjustment exercise is to fill a brand new Middle School. Based on the existing MS feeders, I believe we need at least 4 elementary Schools to make Timberland run at its capacity.Timberland MS feeders: Findley, Bonny Slope, Terra Linda and Cedar MillAll these ES school students go to Sunset, this will help in keeping the students together from ES to HS. Findley is only school which is nearer to Timberland and this will be a least disruptive scenario instead of pulling from Stoller and sending them to Five Oaks, which will have domino effects. We all need to understand, Timberland is a new school to begin with and a capacity of over 1100, whereas Five Oaks is already operating at capacity. It[?]s not wise to move schools to Five Oaks and disrupt the south of US26 schools.Stoller MS feeders: Jacob Wismer, Sato, Springville, Rock CreekSpringville & Rock Creek add diversity (Free lunch ratio >15% and demographics) to Stoller. All these ES schools feed into West View, the students will be together till HS. Pushing any of these schools south is not an option as it will create a domino effect and result in the same overcrowding at Five Oaks.I hope BSD will take this logical thing while making the decision and help all the students in the BSD area.
12/13/2019	Eric	Zxliu99@gmail.com	Findley Elem	Stoller MS	Sunset		Remington community is within 1.5 mile, safely walking distance to Stroll middle school. Please keep all the kids in Remington flow from Findley to Stroll. Thank you!
12/13/2019	Amber Zhang	woshizhangxiaoyan@hotmail.com	Findley Elem	Stoller MS	Sunset		It is sad to see how this MS boundary discussions make communities against one another. To decrease the negative impact to communities, please take a long-term solution to make sure this does not happen again in next 5-10 years. Based on the kids headcount projections, moving Findley out from Stoller is apparently not the long-term solution. Please keep Findley feeding Stoller and consider moving some fast-growing communities out.
12/13/2019	Yang Xiang	Yangxiang68@yahoo.com	Findley Elem				We need a long term and sustainable MS Boundary plan, no body wants to experience such big fighting for school boundary change every 2-3 years, put SPV into five oaks MS can bring lots of benefit to five oaks, also keep Findley in Stoller can help to solve the overcrowd problem.
12/14/2019	Anitha	Anitham@me.com	Springville K-8	Stoller MS	Westview	Springville K-8	Thanks for the opportunity to share our views.As a parent of a Kindergarten who's future depends on which schools she goes to, I would like to understand the primary objective of BSD building a new middle school near Timberlands area.BSD should share the information Related to the original plan of feeding patterns that were developed for Timberlands School. Certainly section of the current Stoller community talking about whether they will be able to walk to school or not Instead of helping BSD working toward the equity. They are by far the only community that Can help fill the new school with required capacity and also be able to solve overcrowding situation at stoller and the distance to the new school is with in the average of other community to middle schools. There are community with in BSD regions who have a middle school closure than there home school, so there are not be the first one to go father than there closest middle school.We hope that BSD is looking at this boundary adjustment holistically instead of catered to certain section of the community.
12/14/2019	Priyanka Sharma	Priyankasep@yahoo.com					I have been reading comments Posted by other parents and saw a comment from a parent talking about how does it feel to be a minority (economically disadvantaged vs rich) when the lunch time comes and the students doesn't feel comfortable. What if you remove all the poorer kid from the school? What impact will it have on the psyche of the poor kid? At the same time what about rich kids seeing it that way? A lot of problems in this world are because we don't understand the other side. And if we grow our kids in schools where there is low or no diversity, this new generation or future of this country and the world, won't ever understand the other side. It was eye-opening comment for me. Please don't even think about stripping Rock Creek and Springville out of Stoller. Any diversity that exists in Stoller today is because of these schools. Thanks.

12/14/2019	Luke	lobf946@gmail.com	Findley Elem				WHAT SPLITTING FINDLEY MEANS?Given current ES boundaries for the neighborhood across the street from Stoller that currently WALK to Stoller, after attending Findley, most of the school will feed Timberland while my kids go to Stoller. Then once in Stoller, most of Stoller feeds Westview and my kids will go to Sunset. Who wants this double split feeder situation for their kids? Please don't split Findley and Findley Is too close to Stoller to be sent elsewhere. Divert Springville kids already on a bus to Five Oaks, Springville community will make Five Oaks a better school. KEEP ES TOGETHER!
12/14/2019	Radha Muddu	radha.m@gmail.com	Springville K-8				Dear BSD committee members,By now, I think you must be well aware of the turmoil across communities and hopefully, you have an unbiased idea of the facts that are affecting the current situation. As committee members, I have to admit that I do not envy your job. Every word you say, every action you take can be misconstrued by people who have their own point of view. But, I would also like to state that you have great power in coming to a wise decision – one that will benefit ALL BSD students, irrespective of community, housing prices or legacy. With great power comes great responsibility. At this point in time, you can either come towards a solution that will provide extreme privilege to one community at the expense of others or you will find an equitable solution that will benefit students across all of BSD. Which solution path will you choose? What will your legacy as a committee member be? What values will you teach your kids – will you lead by example?Thank you,
12/14/2019	Naveen Kasam	naveen.kasam@gmail.com	Springville K-8	Stoller MS	Westview		I am a springville parent and it deeply saddens me to see that some parents are suggesting that springville should feed to five oaks with the justification of findley being close to stroller. Here are the distances of nearest middle schools from my home. To Springville - 0.7 miles (Not available for MS anymore)To Stroller - 2.4 milesTo Five Oaks - 5.1 milesTo Timberland - 5.9 milesIn reviewing the comments, its clear that every parent has proximity as the highest concern. I am really curious, considering the distances listed above, what is the proximity school for my kids? My humble request to committee members is to make an unbiased decision that is beneficial to all BSD students. You have all the data to make this right for kids from all communities.
12/14/2019	Harry	niniding1117@gmail.com	Springville K-8	Stoller MS			Good morning BSD,As parents of Springville, we have sound data analysis and use logical thinking to solve problems. We have proven from objective facts that we have considered children in every school. I believe that all members of BSD, no matter where you are, will allocate your children fairly and reasonably through data collection and the actual situation of school children. Your decision is about every family and child. It will also leave your mark in the final decision of BSD. Thank you and have a nice weekend.
12/14/2019	Karan	KaranCabras1@aol.com	Springville K-8	Stoller MS			Dear BSD,Have questions about the K-8 mentioned in some Findley parent messages? We again inform BSD that a decision has been made. What we need to consider now is the comprehensive utilization of Timberland, a resource that already exists in the school district. Who dares to say in the next five or ten years? Doesn't your area develop? At that time, BSD will make reasonable arrangements. Findley who is still struggling with K-8 Please read carefully:10.Why did Raleigh Hills and Springville only make K-5 recently? Can this decision be reversed? The decision to transition the Raleigh Hills K-8 and Springville K-8 to the K-5s was made in September 2019. The decision is made by the regional leader and director, and it is final. The two schools will complete the transition and open K-5 schools in the 2023-24 school year.
12/14/2019	Anand Koppal	krecmech@gmail.com	Springville K-8	Stoller MS	Westview		Most of us our approach to solve problem is to use logical thinking rather than emotional. I am hoping BSD and committee members follow the basics to solve this boundary issue. 1 - Reason for Boundary changeWhy are we here ? To solve overcrowding Stroller issue - Yes, but it's not the primary issue here. It is and has been overcrowding for few years now. My point is we are here because we got NEW Middle school (Timberland MS) in South East and we need find feeding patterns for this school. If I need to pick schools feeding to Timberland where do I start ? schools closer to Timberland. Findley school is 2.6 miles to Timberland. - Findley is obvious choice along with Bonny Slope, Terra Linda, Cedar Mills and all these Middle schools feed into Sunset High which is better transitions for kids to be emotional and socially connected.Findley is also close to Stroller but they are closer to 3 middle schools compared to any other ES schools in the North Bethany.- Optional Program SummaNext choice would be to move Summa to Timberland : I believe Summa is optional program for gifted students just like other optional programs like ACMA, ISB, Rachel Carson. If moving Summa can benefits rest of regular students parents have choice either to go for regular program at Stroller or travel for optional program just like rest of parents travel. There are enough kids travelling to ISB program which is located on the South West.Keeping less change would help entire BSD kids rather than moving every chair on the deck.If Findley at Stroller: If we feed Findley at Stroller at expense of following- move other schools to travel more distance when we have other options- travel for kids through one of the busiest roads and for parents in emergency- make stroller just for RICH families driving real estate pricing even higher for multifamily community to afford anymore housing to attend stroller - vicious cycle.- shuffle around too many boundary change for other Elementary schools- under utilization of new Middle school
12/14/2019	Naveen Kasam	naveen.kasam@gmail.com	Springville K-8	Stoller MS	Westview		Hi BSD Committee,I have reviewed all the comments from 12/5 to 12/12 and it is very obvious how the comments are dominated by a single community. I am very disheartened to see how some parents are hiding data and just documenting parts of data to steer the readers and committee in their favor. Here is a clear exampleClaim: 'The farthest point in Springville catchment is also ~4.5mi to FiveOaks'Reality: My House is 5.1 miles from Five Oaks and many of friends are father away from me than from five oaks. I can share my address if BSD wants to review this. Claim: . 'The stats also show that students from low income families contribute to 55% of Five Oaks Middle school, where as Springville has only 17% of low income families'. From the above demographics, it can be seen that a better demographic distribution and a balance in economic and cultural diversities can be achieved acrossBSD by having Springville feed into Five Oaks.Reality: What the parent has not documented here is low income family percentages for Findley, Jacob wismer and Sato. I have listed only a few examples here, but there are many. I request parents to show empathy and not document false information to make an argument favor you.I kindly request the committee members to use comprehensive data in your decisions.
12/14/2019	Cindy	niniding1117@gmail.com	Springville K-8	Stoller MS			Dear BSD, Springville ES growth is complete and as per All future predictions, Springville area is stable.Findley and JW are the most economically prosperous neighborhoodsKicking out Springville from Stoller will create a severe discrepancy in equity. Thank you!
12/14/2019	Hailaria	halv123@gmail.com	Springville K-8	Stoller MS			Findley is closer to Stoller but it is also more closer to other Middle Schools like Timberland, Meadow Park and Five Oaks than Springville to these Schools.If Springville moves out of Stoller it has to commute more than any other community in BSD but if Findley moves it will be still be very much less commute than many other existing communities in BSD.We believe that BSD can make more fair and reasonable decisions.Have a nice day!
12/14/2019	Raja	Raja8nz@gmail.com	Springville K-8	Stoller MS	Westview	Springville K-8	If Findley moves from Stoller to Timberland, it is addressing all Objectives set by BSD for this Middle School Boundary Adjustment Process without interrupting many other existing Schools and Communities.But North Bethany has to move to Five Oaks along with Rock Creek it will just disrupt the Five Oaks and most South,Central, South West communities.If Objectives can be achieved with Less Disruptions why to disturb others?
12/14/2019	Sravani	sravanikiran24@gmail.com		Stoller MS	Westview		Dear BSD committee members, I heard about middle school boundary adjustments from my neighbor and proposal maps were put forth by multiple communities. In my opinion, Findley ES is best-suited elementary school to feed to Timberland MS as it is closer. Findley ES is fortunate enough to have multiple middle schools around its vicinity. Except Findley ES, most of the schools feeding to Stoller are NW schools. Hence, logically, it would make more sense to move Findley to Timberland. It would also help maintain student body composition. Moving Findley ES to Timberland would also help reducing ripple affects on other school communities.
12/14/2019	Min Pan-Lee	minni_pan@hotmail.com	Springville K-8	Stoller MS	Westview		--Findley to Timberland is only 2.6 miles. This guy, when you said it doesn't make sense for Findley students to travel 4 miles to new school, you are moving springville to a school that is more than 4.5 away. Dose it make any sense to you? And Timberland is only 2.6 miles away!--Another parent, you are complaining too many springville parents showed up for November 21 meeting and took all the voice. Can you please check what happened on November 5th meeting? -- A comment said Findley parents contribute the most to stoller. Well, it doesn't make any sense to me, can you please explain? so everyone can understand better, specifically the committee. -- Last but not the least, Findley students will go to Sunset high school while other Stoller kids go to Westview High School. By reading the comments, I really feel that the committee s has to think based on all the student are equal and make the decision based on the police factors.
12/14/2019	Zoe Ding	zoe0729@gmail.com	Springville K-8	Stoller MS	Westview		I think the new school Timberland is great and the purpose of the adjustment is to fill Timberland. It makes the most sense to have the nearby elementary schools to feed to it. Based on the data provided by the meetings, keeping rock creek and springville to Stoller can enhance Stoller's diversity. We need to consider the equality of all the students. It is not feasible for springville students to travel 5+ miles to other middle schools.
12/14/2019	Momo	zhoumo0337@sina.com	Springville K-8	Stoller MS			Hi BSD, There is a strong demand to make the most of the new Timberland school nearby. All secondary schools should meet the criteria of the region: school capacity (the stability of Springville is analyzed in previous data), school diversity, and every child is treated fairly!Thank you.
12/14/2019	kobika	kobika_gu@hotmail.com	Springville K-8	Stoller MS	Westview		New middle school is a good place, any students go there will make the school great. I don't know why Findley parents said that the new school is not good and they don't want to their kids go. According their words, looks like stoller belongs Findley. It's too selfish. They only think about themselves, and never think about the whole community. As one part of BSD, we should think about the whole district. Findley goes to new middle school is the most reasonable and effective way.

12/14/2019	Sumit Ashtekar	sumitash@gmail.com	Springville K-8	Stoller MS	Westview		To get Stoller at 90% and to fill up Timberland, the best solution to have Springville continue feeding to Stoller and split Findley along the natural boundary line of Bronson creek. Timberland is much closer to Findley than the Five Oaks to Springville. If Springville goes to Five Oaks, we will simply shift the overcrowding issue to Five Oaks. The long commute of North Bethany to the Five Oaks through county's most busiest intersection (185th/Evergreen) will be much more of an issue to the students than 1 mile extra distance than Findley students have to face when they go to Timberland.
12/14/2019	Sachin H	hsachin@gmail.com	Springville K-8	Stoller MS	Westview		Happy holidays BSD Board, As a parent I am very concerned about some of the proposals from the previous meeting. Long commute time for some kids would impact the quality time they could spend on other useful activities. This is just not acceptable as a parent and a tax payer. BSD zones were created with certain growth patterns. We would like to see the zones be implemented as is. There is no point in NW zone kid traveling to SW or NE zone and NE kid commuting to NW zone. We would like to see fairness applied to all kids and not just one community or particular elementary school. Thank you for your time.
12/14/2019	Steve	ssawrey9@gmail.com	Raleigh Hills K-8				Dear BSD/Steven/Advisory committee,I would like to thank you for allowing ES communities part of the MS boundary change process. Before these ES communities provide the solutions, wouldn't it be great if BSD addresses the below questions to all the ES communities in the next meeting.1. What was your original feeding plan to the new MS Timberland ? Though BSD doesn't need to stick to this plan but this provides communities what is BSD plan was.2. When the growth is on one side of the BSD, Any reason why you have constructed a new Middle school other side of the BSD ? Having transparency and preparing the impacted school boundary communities ahead will create respect towards BSD decisions and minimize the tensions between the communities.3. Why not you provided a chance for each ES to have a representation in the MS boundary change advisory committee ? How do you justify the decision/proposals from a committee member(s) who has a conflict of interest?I highly recommend advisory committee members/BSD to stay away from the decisions/proposals that will impact their neighborhood as part of the boundary change exercise.I hope you will consider and address these issues in any future BSD decision making process.
12/14/2019	vid	mylvidya@gmail.com	Springville K-8				ar MS Advisory Committee, I appreciate your effort in helping BSD. I have no doubts that you take right decision based on the logical, least disruption option at the same time sticking to core BSD principles.As you know Findley ES has 5 Middle schools with in less than 4 miles ragne. a) Stoller MS - 1.2Mi b) Timberland MS(brand new) - 2.6 Mi c)Meadow Park - 3.4 Mi d) Five Oaks MS - 3.5 Mi e) Cedar Park MS - 3.8 MiWhere as SpringVille has only 1 MS Stoller(2.2 Mi) in 4 miles range. Next closest middle schools are a)Five Oaks MS - 4.5 Mi b)Timberland MS-5.7 Mi c)Meadow Park - 5.7 MiCommute to Timberland from Findley is much shorter, SAFEST and uses a local NW Saltzman Rd and with less vehicles per day.Where as commute to FiveOaks from Springville via NW 185th Ave is not a best option as per the stated reasons below- Is not a SAFE route as Washington county designated it as a high CRASH corridor- BUSIEST road in the county with over 90k vehicles per day - Kids will have no/less time for after school activities- Kids aren't productive as they get less sleep due to longer commute- Less volunteering by parents due to the commute distance and time- Stress on kids as more bullying in the bus due to longer commutes- Quite often I see Medical(Kaiser Permanente hospital) & fire emergency(due to Fire station on 185th) vehicles on 185th Ave - Has to cross Us-26 Though Findley is closet to Stoller but routing them to new Timberland MS adds extra 1 mile and doesn't add significant commute burden. Also justifies using brand new MS Timberland up to the full capacity.
12/14/2019	Devu Pandit	dspandit@rocketmail.com	Bonny Slope Elem	Meadow Park MS	Sunset		I have posted multiple comments in the past. But I wanted to use this specific comment to highlight one part of the proposal that I have made. This is the move to pull Rock Creek kids out of Stoller and have them move to Meadow Park. In conversations with friends, it appears that there are multiple 'factions' that have been created of families who feed into specific elementary schools that are simply saying 'We deserve to stay in Stoller so families from other elementary schools should feed into schools other than Stoller.' I hope that after reading this comment, a faction of Rock Creek families is created who say 'OK, we understand that we are furthest from Stoller and so will likely need to feed into a different middle school. But we would like to feed into Meadow Park instead of Five Oaks for multiple reasons.'After accepting that Rock Creek will need to feed into a different middle school, I feel that feeding into Meadow Park will be a better option than Five Oaks. The biggest downside to feeding into Meadow Park instead of Five Oaks is the distance. Five Oaks is closer to Meadow Park for most, if not all Rock Creek Families. However, in the proposal for Rock Creek to feed into Meadow Park, all of William Walker and the Beaverton High School section of Barnes would move to Cedar Park. So the schools feeding into Meadow Park would be Rock Creek, Bethany, Oak Hills, and the Sunset portion of Barnes. This would make Meadow Park a very high performing school, likely higher performing than any school in BSD today except for Stoller. This would minimize the pain that Rock Creek families would feel from no longer being able to attend Stoller.There is another big advantage of this proposal that needs to be highlighted. With such a proposal, no change in the Five Oaks boundaries is needed! The only schools that have to go through major boundary changes are Timberland (new school), Stoller, Cedar Park, and Meadow Park. In the proposal I presented, Whitford and Conestoga go through more minor changes with the Hiteon area north of Brockman moving from Conestoga to Whitford. Five Oaks, Mountain View, and Highland Park would not have to go through any changes!
12/14/2019	YY	Yyinny@hotmail.com	Findley Elem	Stoller MS	Sunset		Why close Springville 6-8 and sending all Springville middle schooler to Stoller which is already overcrowded?
12/14/2019	Fang	Ez8129@gmail.com	Findley Elem	Stoller MS	Sunset		Stop pushing Findley kids out of Stroll, please.
12/14/2019	vid	mylvidya@gmail.com	Springville K-8	Stoller MS			Economic and social diversity are the core principles of BSD.Economic Diversity :----- Springville ES has 16% kids on Free/Reduced lunch where as Findley has 4%. Removing Springville ES from Stoller it will significantly dents Economic diversity at Stoller. Think about these economic disadvantaged minority kids targeted and teased by other kids especially during the lunch time, class,commute and recess times. Social Diversity :----- Removing Springville and Rockcreek ES from Stoller MS creates imbalance in social diversity as the percentage of Asians will increase from current 46.9%% to 56% and at the same time white students percentage will drop to 31% from 36.7% All these creates a significant stress, depression and impacts on thinking process of economic disadvantage kids in a school where they are minority. Based on the above facts, I recommend MS advisory committee/Superintendent to keep Springville in Stoller and move Findley to Five oaks/Timberland/Meadow park/Cedar Park MS to maintain this important aspect Economic/Social diversity at Stoller. Findley will also bring economic diversity to any of the above schools and also helps BSD to get more State/Federal grants/funds.
12/14/2019	Xiruo	sissiok@gmail.com	Findley Elem				A lot of Springville parents are concerning the commute distance. Then a transitional solution is to reopen Springville middle school. Meanwhile, building a new middle school for Springville and Sato will be a reasonable long-term solution.
12/14/2019	YANG CHENG	yanchengchris@gmail.com	Findley Elem	Stoller MS	Sunset		Reasons for Findley to continue with Stoller Closest middle school to Findley is Stoller - around 0.1-1.5 miles Sibling school - A right for siblings to attend the same school JacobWismer, Findley and Sato are closest community near Stoller and would fit the capacity of Stoller to 95%. Although Sato is still developing, but it would be fine as Jacob and Findley is stable. Springville and Rockcreek to move to Five Oaks as Springville is growing community. Springville has a huge feeding number in the future. Only Springville and Sato would exceed the maximum capacity 30% of Stoller! So Springville and Sato can not be included in the same middle school! According to the distance, we keep Sato in Stoller and remove Springville out.
12/14/2019	Eva	eva16zhang@gmail.com	Findley Elem				Findley should feed Stoller! 1. The community is close to Stoller; 2. Findley feeds Stiller since the first day of it; 3. Findley parents contribute a lot to Stoller's various activities and clubs. It is unfair to move Findley out of Stiller's boundary.
12/14/2019	Chunhai ji	Jitom@hotmail.com	Findley Elem	Stoller MS	Sunset		When I talk to my daughter who is in 5th grade of Findley, she is so sad to hear about removing Findley out of stoller. It's not for herself. It's for her buddies in lower grade. She said kids in findley always think stoller is their neighborhood MS where they will attend in future. So please don't move Findley to other middle school
12/14/2019	Hong Yan	lisa.h.yan@gmail.com		Stoller MS			Findley boundary stops at the doorstep of Stoller. Based on proximity, walkability and a stable population count, Findley is a natural feeder school for Stoller.

12/14/2019	vid	mylvidya@gmail.com	Springville K-8	Stoller MS	Westview	Findley elementary school (ES) is in NE where as SATO, Springville, Jacob Wismer, Rockcreek are NW schools of BSD.Except Findley ES & majority of Jacob Wismer ES kids in Stoller MS goes to Sunset High School which is in NE.Moving Findley to Meadow Park/Timberland MS is a fantastic idea as all the NE elementary schools will go to same middle school(Timberland/Meadow Park) and later to same high school(Sunset).NW schools(SATO, Springville, Rock Creek, Jacob Wismer) are integral part of Bethany and moving them out of Stoller MS will disrupt the harmony in the Bethany neighborhood and also makes bad feeding patterns.For reasons of Findley's proximity, nice alignment of ES, MS and HS feeding patterns, I HIGHLY!!! recommend MS committee to move Findley to Meadow park or Timberland without any hesitation.
12/14/2019	Baiting Xie	Xiecchmc@gmail.com	Findley Elem	Stoller MS	Sunset	A boundary adjustment is a long, laborious process. The district, the committee members and many parents spend a lot of efforts and time working on this. We greatly appreciate all of you! We need achieve a long-term, sustainable and logistic solution for the adjustment. As the PSU prediction data have suggested, the springville and Sato attendance areas are under fast development. If both the two schools feed into the Stoller, the stoller will be overcrowded again very soon (Jacob Wismer stays in Stoller). So we suggest move Springville to another middle school.
12/14/2019	Eric	Zxliu99@gmail.com	Findley Elem	Stoller MS	Sunset	Keep Findley continuing to flow into Stroll will save the resources of the school buses.
12/14/2019	Baotong Xie	Xiecchmc@gmail.com	Findley Elem	Stoller MS	Sunset	One comment from the Springville parent claimed that Findley parents was talking about that boundary adjustment may affect the house price. We don't think this claim is true. Findley parents are just looking for a sustainable, long term and logistic solution, and nobody is caring wether or not the house price is affected.
12/14/2019	May	mrwang.npu@gmail.com	Springville K-8	Stoller MS	Westview	Proximity and Accessibility: Yes, Findley is closer to Stoller but it is also more closer to other Middle Schools like Timberland, Meadow Park and Five Oaks than Springville to these Schools.If Springville moves out of Stoller it has to commute more than any other community in BSD. But if Findley moves, it will be still be very much less commute than many other existing communities in BSD.So please consider "Equity of Commute and Accessibility".
12/14/2019	Rex	Rex88@gmail.com	Springville K-8	Stoller MS	Westview	Talk about Student Body Composition: Springville and Rock Creek has more diversity than any other Currently feeding Elementary Schools at Stoller MS.
12/14/2019	Huaiyu Liu	huaiyu@gmail.com	Findley Elem	Stoller MS	Sunset	Two points to make:1. The adjustment plan shall leave enough room in Timberland middle school for future growth (e.g. Thompson Woods new development, which adds 235 new homes).2. The North Bethany area deserves to have its own middle school. It's a rapid growing community, feeding all students from the area to Stoller is not a long term solution. For the new development in North Bethany, "When completely developed, it will accommodate between 3,800 and 4,700 homes and up to 10,000 new residents." (https://pamplinmedia.com/bvt/15-news/154095-north-bethany-is-finally-ready-to-roll). I strongly urge BSD to reconsider its decision to close the middle school section in Springville. Springville was designed for K-8, hence it has the capacity to support a middle school. Having a middle school in Springville community not only solves the Stoller's overcrowding problem, it addresses many parents' concern of long commute. Also, I heard that another elementary school's land has been reserved in the North Bethany area. It seems a natural plan to keeps Springville K-8, have Springville, Rock Creek feed into Springville 6-8. Then when the new elementary school is built, Springville can be fully converted into a middle school, while moving its K-5 to the new elementary school.
12/14/2019	vid	mylvidya@gmail.com	Springville K-8	Stoller MS		Themes 2 and 3 proposed on Nov 5 meeting have only one agenda to keep Findley at Stoller but doesn't address any of the MS boundary issues and Stoller over crowding issue BSD trying resolve.Themes 2 & 3 will shift the overcrowding problem of Stoller to Five Oaks(FO) as you know Five oaks is already at 90% capacity and the 3rd crowded MS in BSD.Without Findley Timberland doesn't run with enough kids runs and makes millions of dollars down in to the sinkhole. Themes 2 & 3 creates lot of school boundary adjustments in Central & South BSD communities. So moving both Rock Creek ES and SpringVile ES to Five Oaks MS is not a feasible and long term solution. Also everybody who teamed up against Springville saying a huge future growth in Springville Area but the fact is more FUTURE GROWTH is under SATO ES not at Springville ES.PSU enrollment forecast data clearly states that SATO ES adds "196" students but Springville adds only "84" students in the next 10 years."""Keeping SpringVile at Stoller MS and moving Findley to Timberland as per the Theme 1 is the best solution to start with."""
12/15/2019	Sireesha	Sireesha.ravi@gmail.com	Findley Elem			My kids go to findley. My son dreams of going to Stoller next year with his best friend from Jacob wismer community.We, the findley community feel that stoller is our home. It's our next door school. The thought of findley being removed from stoller makes us feel deprived of our right to go to school right next to our house. No matter where we have to go, we step out of our house and have to go by stoller since we live close. If our kids can no longer go to stoller, the school will purely be seen as an inconvenience factor from the community. We only see the traffic jam every morning going to work, any special events at stoller will only be an inconvenience in the future. There will be a lot of friction and frustration in the community. The strong bond between neighboring communities will gradually disappear as they get split up between different schools. JW and findley have built strong relations over many years. Moving findley out of stoller will damage this bond in the community.Traffic around stoller will increase since there will be cars going out of our communities to drop kids to the new school vs kids walking to stoller in the past. There will be lot of traffic jam during bad weather conditions around the already narrow roads to stoller and saltzman.I propose keeping findley with stoller. Stop all school buses to stoller. Cars should not be needed and need explanation similar to tardy slip. Go green. Kids should walk or bike to stoller. There are enough kids around stoller that can walk/bike. There is no reason to invite guests from other neighborhoods leaving out the neighbors to whom stoller is home. Schools need to serve community within before inviting folks from outside. Stoller is our neighborhood school. We have to pass by it multiple times every day no matter what. This is not the case for springville. Please consider the fact that springville will have 2000 additional home over the next 2 years. There will need to be another boundary adjustment for stoller maybe in 2022. This is a major factor in the decision making and cannot be ignored. Please do the right thing for the community and the kids. Please keep findley with its neighborhood school stoller.
12/15/2019	Subramanyam	Ssubra_99@yahoo.com	Findley Elem			My kids go to findley.Stoller IS our neighborhood school.We have to PASS by stoller to get out of our house.WE have to bear with the inconvenience of traffic around stoller every single day. Not springville, not rock creek. Any events around Stoller affect US.So, WE propose keeping cars and buses out of Stoller. WE propose findley going to stoller. Please encourage kids to walk /bike to stoller. There should be no need of school buses to Stoller. There are enough kids in the community who live right next to Stoller. It's their next door school. Dont make them feel deprived. Splitting the community between JW and Findley is harmful to the relations that have been built over years. Please HELP KEEP THE BOND in the community. Please HELP REDUCE TRAFFIC. Cut down school buses to stoller.
12/15/2019	Xiuyun Zhang	flyeeyun@yahoo.com	Springville K-8	Stoller MS		If Findley moves from Stoller to Timberland, it will address the first 2 Objectives as set by BSD for this Middle School Boundary Adjustment Process without interrupting many other existing Schools and Communities.But if Springville has to move to Five Oaks along with Rock Creek as suggested by Findley it will just disrupt the Five Oaks and most South, Central, South West communities. Development in South is an issue and we cannot transfer the problem from North to South.Findley is the only school that can fulfill Objective 1 and 2 at the same time.
12/15/2019	Mike	mike.marrrtin@outlook.com	Rock Creek Elem	Stoller MS		Hello MS Committee,I'm highly disappointed by seeing some parents of some communities are involving their kids to write petitions to BSD and comments in the BSD site. BSD should consider these petitions/comments from kids as an emotional blackmailing. I'm also afraid that this behavior will spread to other communities quickly.In the next meeting for the best interest of BSD if committee communicates and WARNS all parents that KIDS INVOLVEMENT NOT considered in final decision of MS boundary change.
12/15/2019	Naveen Kasam	naveen.kasam@gmail.com	Springville K-8	Stoller MS	Westview	Dear Advisory Committee,I have spent some time and reviewed all the maps from public sessions that were posted on BSD website. I had one observation that I wanted to bring to your attention. Springville and Sato elementary schools are in the way north of bethany (any map will show that) and the new MS is built to the south of Bethany. With the current location of the elementary schools in bethany and available middle schools, isn't it logical to establish the feeder patterns of North schools feeding to the closest south middle school? I am concerned that when creating these maps, emotions rather than logic is being used.I request you to make logical decisions. Please have travel time of EVERY KID as a factor in your decision. Every Kids matters. We all pay our share of taxes. Middle schools are public schools, they are not our backyards.
12/15/2019	Mike	mike_marrrtin@outlook.com	Rock Creek Elem	Stoller MS		Hello MS Committee,It's of a great puzzle and first time in the history of BSD that an elementary school Findley is resisting and not willing to move to a newly constructed middle school. I understand their emotions to move from a highly rated Stoller MS school to unrated Timberland MS. I recommend BSD what ever the actions/steps taken at Stoller MS should be replicated at Timberland to make it highly rating school.
12/15/2019	Mike	mike_marrrtin@outlook.com	Rock Creek Elem	Stoller MS		I'm suprisd to see 2 out of 3 themes proposed on Nov 5 are pushing Rockcreek ES to Fiveoaks. As Fiveoaks is already overcrowded and exceeds it's permanent capacity by 111. FiveOaks can't handle addition of a single studnet from Rockcreek ES or any other school. These themes proposed doesn't solve over crowding and also have a biased agenda to keep Findley at Stoller and punish economic diversified Rock Creek ES to Five Oaks.Themes 2 & 3 are the result of Nov 5th meeting dominated by Findley ES community parents. Unfortunatley on Nov 5th other communities didn't even get an equal opportunity to speak as well. I'm thankful to Mr.Sparks for correcting this on Nov 21st meeting and allowed all the ES communities to speak and showcase their proposals.I reugest BSD to have one more drawing session and discard themes 2&3 proposed on Nov 5th as dominated by Findley parents.

12/15/2019	Mike	mike_marrrtin@outlook.com	Rock Creek Elem	Stoller MS			I request to add Findley to Five Oaks(FO) MS as they are unwilling to move to new Timeberland MS. Benefits of moving Findley to FiveOaks(FO) are 1. Findley is a stable community which helps bringing FO overcrowding numbers down year by year. Avoids MS boundary adjustment again in few years.2. Adding any NW ES to FO is not a best option as the growth is still happening in NW area and adding them to FO will worsen the overcrowding issue of FO. Also pushes NW overcrowding issue to the already overcrowded South BSD MS.3. Findley is much closer than any NW schools to FO.4. Findley brings much social and economic diversity to FO than any other school in NW. Improves the harmony between North and South BSD schools5. Less changes in MS boundaries and reuces Stoller overcrowwing issue.
12/15/2019	Lu	Chenlu7869@gmail.com	Springville K-8	Stoller MS	Westview	ISB	Hello, Please keep us in the nearest middle school. Keep our middle school diversified and save our transportation time.Thank you for considering
12/15/2019	Jie	michellejiexu@gmail.com	Findley Elem	Stoller MS	Sunset		Stoller is a great neighborhood school to Findley and Jacob Wismer because of proximity and accessibility (farthest point for both schools within walking distance of ~1.5 miles). Findley should stay in Stoller.
12/15/2019	YY	yyinny@hotmail.com	Findley Elem	Stoller MS	Sunset		North Bethany needs it's own Elementary School, Middle School, High School!!
12/15/2019	Ellen	Xf8129@gmail.com	Findley Elem	Stoller MS	Sunset		Keeping Findley flowing into Stoller will save the resources of school buses.
12/15/2019	vid	mylvidya@gmail.com	Springville K-8	Stoller MS			On Dec 10 2019, An Oregon City 9 YEARS OLD student, "Elijah Hauff" took his own life because of the bullying in the School bus. here is the source. https://www.oregonlive.com/clackamascounty/2019/12/oregon-city-4th-grader-dies-by-suicide.html?utm_campaign=theoregonian_sf&utm_source=facebook&utm_medium=social&fbclid=IwAR0zZRYq0Vf_JggUuAd0OsQdK3FuBD2x6A-KvWJQjDEur80KAwOC_FR9nQwI I'm deeply saddened by this news and at the same time terrified what will happen to my kid and all Springville kids if Springville ES moved to Five oaks MS. Most of the Springville kids live 5 miles away from Fiveoaks and the commute takes 25-40mins in one direction once they get on the bus. Springville community already posted hundreds of comments to BSD site regarding the disadvantages of long commute/times and their effects on kids mental and physical health.I'm petrified and can't even imagine how these kids will manage bullying for such a long period every day. I have high confidence that MS boundary committee will and should give priority to the KIDS LIVES than cost and any material factors.!!!KIDS LIVES MATTER!!!
12/15/2019	David Lee	ralliant_kei@hotmail.com	Springville K-8	Stoller MS	Westview	Springville K-8	Dear BSD committee, it has brought to my attention a lot of debates have been very unfair to the Springville community. Some schools are given choices of Timberland and Stoller (which are both top rated in Bethany city boundary) as their potential new middle school while Springville had its K-8 removed and is on the verge of being kicked out of Bethany school district which we are entitled to. The Springville parents we are just hoping this boundary adjustment would not affect us so severely. We are Bethany residence and we live within the city limit of 97229 so we should be assigned to facility within our closest reach for safety and we should be given a fair sharing of the public school faculty like everyone else in Bethany. BSD built Timberland which will double the middle schooler capacity in Bethany to offload Stoller when it opens so there should be no real need to kick any Bentham school out of the city limit into other crowding schools. As a Springville parent we hope we will stay in Bethany school in our neighborhood. We have absolutely no prejudice against any other schools at all, just asking for a fair review of how devastating this school boundary adjustment can do to us and our children and BSD if something like kicking any Bethany elementary out of Bethany school district actually gets approved would upset a lot of good responsible families. This is too huge of a change to current school boundary.
12/15/2019	haitao zhao	qdzht@126.com	Findley Elem	Stoller MS	Sunset		North Bethany is huge and more school age kids will go to MS shortly. Moving findley out of stroller definitely is not a long term solution
12/15/2019	Erica Frankel	ericabck@yahoo.com	Findley Elem				Please do not split up Findley! It is a hard transition going from Elementary to Middle school. Please do not seperate the kids from all of their friends and classmates that they have grown with for years. Also, please let us stay at Stoller near our homes. Thank you, Erica Frankel
12/15/2019	arun	vijayanarun@hotmail.com	Springville K-8	Stoller MS	Westview		Findley is closer to Stoller but it is also more close to Timberland, Meadow park and Five oaks. Findley group claiming that they have to travel additional distance to go to Timberland. Ok they have to take a bus..but what about Springville stdents if they have to go to Five oaks, it would be the longest distance a middle school student has to travel. In addition consider the traffic in Springville road, leading to 185th, US26, they have to beat all this spend additional 40 mins just for travelling. Just doesnt make any sense. Compund the problems for Sprinville students during winter.Findley to Timberland is mostly internal reads with less traffic issues.Findley claims legacy but Rock Creek can claim the same too.so can Bethany elemantry who were with Stoller at some point in time.
12/15/2019	Sandeep Kumar	sandysrivastava@gmail.com	Springville K-8	Stoller MS	Westview		I have seen few Theme Maps where it is Suggested to Move Springville out of Stoller to Five Oaks. I tried to compare this against Board Policy JC (https://www.beaverton.k12.or.us/about-us/school-board/policies-and-regulations/section-j-students/jc-school-attendance-areas) Factors as set by BSD (I also used other Elementary Schools currently Feeding to Stoller for comparison):1. Student body composition:===== Springville (>15%) has better Economic Diversity than Findley (< 5%), Sato (< 15%) and JW (< 5%) and only Rock Creek (> 20%) has better. So if you move either Springville and Rock Creek (the same Theme Maps also move Rock Creek) out, Stoller's Economic Diversity will do further Down to <5%. (Source: BSD website for annual reports https://www.ode.state.or.us/data/reportcard/reports.aspx)This will impact Student Body Composition -vely.2. Current and future availability of space at a school:=====As BSD explained in FAQs clearly, if the Enrollments are at 90% of Permanent Capacity of Stoller, it will take care of Future Projected growth. There are many options to achieve it without impacting other JC Factors: Move South of Findley, Rock Creek or SUMMA (based on community feedback)3. Feeder patterns from elementary, middle to high school:===== All Springville, Sato, Rock Creek and Part of JW goes to Westview while All Findley and remaining part of JW goes to Sunset.So if Springville moves it will disturbs the Feeding Pattern but if Findley moves it actually improves and aligns the Feeding Pattern4. Neighborhood proximity and accessibility: =====South Part of Findley and JW have better proximity and accessibility for Stoller. But all other communities take BUS so they are Candidate for moving out. Now the Next neighborhood Middle School for Findley is Timeberland (2.6 Miles, and it is New) , for Rock Creek is Five Oaks (2.3 Miles but it will need redistribution of it's existing Elementary Schools to accommodate new Elementary Schools). For Springville and Sato, there are no other Neighborhood Middle School is the range of 4 Miles (For South part of Sato Meadow Park or Five Oaks are within 3-4 Miles)So, considering that Findley and Rock Creek has the option of other Middle School within 2-3 Miles, They must be moved before Springville or Sato to have "Equity of Proximity and Accessibility". One community must not commute 4-5 Miles one way when it can be fixed by allowing other community to commute <3 miles.Overall Summary: =====Moving Springviller out of Stoller will impact the Board Policy JC -vely when the load at Stoller can be reduced by moving Findley, Rock Creek or an Option Program SUMMA without impacting these JC Factors -vely as explained in details
12/15/2019	AG	Anshul792k4@gmail.com		Stoller MS			Springville Is an integral community of NORTH BETHANY, they must not split from other North Bethany Areas. As the name suggests, North bethany is way up north and has only Stoller as an MS option that us reasonably distanced. Many schools have more than one MS option but North Bethany is too time consuming commute each way for kids . Please consider equity for commute for kids across BSD so that one community is not sacrificed just so that Findley can avoid a minimal logical change to the Brand new school . The new school was built with the purpose of relieving overcrowding at Stoller and FINDLEY is the ONLY school that can feed Timberland reasonably (BSD objective 1) as well as relieve Stoller overcrowding (objective 2). Lets please think logically for all kids involved and not what one school wants
12/15/2019	YANG CHENG	yanchengchris@gmail.com	Findley Elem	Stoller MS	Sunset		Reasons for Findley to continue with Stoller - Proximity - Closest middle school to Findley is Stoller - around 0.1-1.5 miles. - Findley community / school capacity is expected to have only minimal growth - limited housing development possible. So Findley numbers feeding into Stoller will be stable. -Removing Findley from Stoller is not a solution! Long term solution is to propose Springville and Rockcreek to move to Five Oaks as Springville is growing community. - JacobWismer, Findley and Sato feed to Stoller - according to the distance
12/16/2019	Nirmok	nirmok@yahoo.com					Dear BSD,Please announce in the next meeting the decision to transition Springville K-8 to K-5 is irreversible. Many parents are not aware that the decision cannot be reversed. There are meaningless suggestions to ask BSD to continue Springville 6-8 program.Copy pasting the question and answer from FAQ:Why was Raleigh Hills and Springville made only K-5 recently? Is there an option to reverse the decision?The decision to transition Raleigh Hills K-8 and Springville K-8 to K-5s was made in Sept. 2019. The decision was made by District leadership and the Superintendent and it is final. The two schools will complete the transition and open the 2023-24 school year as K-5 schools.
12/16/2019	Shawli Senqupta	shawli22@yahoo.com	Springville K-8	Stoller MS	Westview		A new attendance boundary must be created for Timberland. Timberland is in the North of Hwy 26. It makes sense to feed the neighborhood(North East) elementary schools to Timberland. Grouping elementary school by subregion North East: Bonny Slope, Cedar Mill, Findley and Terra Linda should feed to the new middle school Timberland. Another strong reason for grouping these school together is to maintain the middle school and high school feeder pattern. All these ES will feed together to Timberland and Sunset. This will fill up Timberland to approximately 89% capacity.

12/16/2019	P P	preejusan@gmail.com	Springville K-8	Stoller MS			Hello Committee members, When the mapping exercise was on, If Findley wanted to keep themselves at Stoller, they did not have a choice but to kick out two schools out of Stoller without any other consideration of how illogical their recommendation is. But BSD you have a choice to do the right thing. There is a brand new school to be filled which is going to be a great one, just south of Findley. It is most logical and least disruptive across BSD to move Findley to the new school first. The community opposite Stoller can go to Stoller as that makes sense. Rest most of Findley is between 2.5-2.7 miles to Timberland which is a 10 min school bus drive through internal roads. I dont understand how can one can justify the statement of traveling 2.7 miles is unfair for Findley folks but traveling 5.2 miles is fair for Springville and North Bethany . Is asking kid to go 5.2 miles just so that Findley can keep put at Stoller? Please do the right thing for all kids.
12/16/2019	Madhu Rangarajan	mrangar@gmail.com	Springville K-8	Stoller MS	Westview	Springville K-8	I hope the superintendent will look closely at all the maps proposed, and look at the minimum and maximum distance children need to travel across ALL of BSD and not be swayed by the local optimizations we are seeing from some communities that want to remain in Stoller at all costs instead of a brand new middle school.
12/16/2019	Radha M	radha.m@gmail.com	Springville K-8				Dear Committee members, Let's be clear on some facts - the overcrowding problem cannot be the fault of one single community – all communities had recent new housing developments in the last few years - Findley, for instance, had new housing developments in 2017/18 - every community feeding into Stoller has contributed to the overcrowding problem. A new middle school (Timberland) was built to relieve this problem, in a geographical location which is to the SE of the Bethany area. I understand that BSD wanted to build one in the NE or NW, to feed the northern most elementary schools, but it isn't easy to acquire land. (FYI, if there was a closer middle school to us in the Springville area than Stoller currently is, we would HAPPILY go there.). So, all the communities and BSD have to work with the constraints we have – this is a reality. Now, the closest middle school to Springville is Stoller. Findley has at least 2 middle schools closer to it, than Five Oaks is to Springville. It is logical that Springville continues to feed to Stoller and Findley feed to Timberland, using the neighborhood proximity factor. This is the most equitable solution to solving the problem at Stoller and this is the most logical solution that the Advisory Committee should take. Thank you!
12/16/2019	jianqiao huang	huangjianqiao@gmail.com	Springville K-8	Stoller MS	Westview		Due to the massive conflict of interest between Findley and Springville, I believe anyone who lived in Findley or Springville district should be excluded from decision making process (committee and board). They should only join the discussion as a regular resident.
12/16/2019	Alison D	avdavisross@gmail.com	Raleigh Park Elem	Whitford MS	Beaverton		As a Raleigh Park family we don't have much of a horse in this race, and I appreciate the passion many here show for their home schools and perceived benefits of certain schools over others. Some scenarios show our MS feeding pattern to potentially change, but I would have the same feedback even if it didn't. I would like to request that the committee and school board allow legacy students (who will be already in middle school when the boundaries change) to finish middle school where they started, if desired. MS is only 3 years, compared to 6 years of elementary, and is an extremely formative time for social and emotional growth. Bonds the kids form with teachers, staff, and other students should be supported and allowed to grow for the full 3 years.Additionally, again acknowledging the passion that everyone has, please remember that _every_ student deserves such passion, even if their parents and loved ones are not able to comment on a web form or attend a meeting. And remember that teachers at _all_ schools have passion for their work and for helping kids, that a "low ranking" does not mean a poor education (particularly to students whose family is engaged with their education), and diversity of experience and friendships and community are an important part of growth and learning.thanks!Alison
12/16/2019	Jenny Schoonbee	jenny.schoonbee@intel.com	Springville K-8	Stoller MS	Westview		Why is BSD not considering adding another Middle School in the North Bethany area. There is a substantial lack of adequate middle schools in the area which is causing some unnatural decisions. You have Sato, McKinley, Springville, Rock Creek and Bethany Elementary schools feeding into a couple of middle schools. Please consider elevating the priority of building another middle school in North Bethany area ASAP.Regards,Jenny
12/16/2019	Radha Muddu	radha.m@gmail.com	Springville K-8				Dear BSD Committee Members,Please consider the negative impact of a long commute time on the mental health of middle school kids: It will affect time needed for homeworks, extra-curricular activities, down-time and family time. All of this will lead to disastrous effects on their academic, physical, emotional and social wellness. Please see the following journal publication (Journal of Planning Education and Research, Volume: 39 issue: 2) on the negative impact of a long commute: [?]Each additional minute of commuting is associated with a 1.3-minute reduction in sleep. To put that in perspective, if one student had a 10-minute commute, and a second had a 30- minute commute, the second student would get an average of 26 minutes less sleep.[?] Research also reveals that significant amount of Bullying occurs during the trips to and from school. Increased commute time to and from school also leads to increased screen time, which leads to increased social media related bullying (there are enough tragedies occurring in the news, I do not need to mention it here)Can you imagine the effect of an hour long commute (one-way) if Springville feeds into Five Oaks? Please do not fail our kids. BSD should work towards an equitable solution for all BSD students, otherwise the negative ramifications on our kids[?] mental health will be huge. Thank you,
12/16/2019	jianqiao/huang	huangjianqiao@gmail.com	Springville K-8	Stoller MS	Westview		This comment forum has gone out of control. Parents flood in to leave multiple comments a day, and the content is 90% duplicate. BSD should make it clear in the FAQ that: What is the comment used for? Is it helpful at all to leave duplicate comments here? Is the party that has most comments in this forum going to win the debate?Personally, I feel that it only makes things worse by publishing duplicate comments here.1. these comments are read by people. If I am the one who read it, I will be pissed off if people keep leaving duplicate info here and I have to read it. 2. the more duplicate info you leave here, the higher chance that some actually new and useful info will be ignored and overwhelmed by duplicate infol think it is a waste of time for everyone, and no respect to people who read the comments to keep leaving duplicate messages here. Actually, it makes you look much worse to keep repeat comments which doesn't make sense.People here should propose "valid" and contructive plans for BSD, instead of keep arguing that "We can't leave stroller.". Everyone keep calm and have a good holiday, this issue won't be solved in 2019 for sure
12/16/2019	Mahesh Mudigonda	Mahesh.Mudigonda@gmail.com	Springville K-8	Stoller MS	Westview	Springville K-8	BSD Committe,While there are many different ways to draw out the boundaries to achieve "Some" of the JC objectives there are only a few ways to achieve all of the JC objectives and none of them involve moving a significant population from north Bethany start attending MS south of 26. Keeping springville at Stoller while moving south of Findley (from Bronson creek) and possibly SUMMA out of Stoller means the following...Achieving 90% of Stoller permanent capacityPopulating Timberland middle school with appropriate capacityHaving equitable commute to all BSD kidsMaintaining kids that who currently can walk to schools continue to walk to schoolsNot thrusting the overcrowding problem at the north to the south of 26Keeping reboundary option widely open at the south to accommodate growing population on the south Maintaining best possible economic and ethnic diversity at all middle schoolsReducing commute risk and bullying risk by minimizing commute times when possible.Keeping the feeder patterns from elementary to middle and from middle to high schools consistent and reducing split school
12/16/2019	Anandha	hanandhakrishnan@gmail.com	Springville K-8				Main Objectives areCreate an attendance boundary for the Timberland-area middle school;Alleviate student crowding at Stoller Middle School; andReview and adjust the attendance boundaries of other middle schools.Findley is the only school that can fullfill Objective 1- feed Timberland and Objective 2 – relieve overcrowding at Stoller at the same time..After Findley feeds to Timberland, to tackle overcrowding at Stoller, we have to look at the next area that can reasonably feed into another MS.... Rock Creek ES for example Or move Summa and Findley out and you solve the problem of overcrowding for good.We are talking about Public School , not someone's Backyard ... so no one can claim that its theirs and only their kids can participate in that schools. Springville ES growth is complete and as per all future predictions, Springville area is stable. Findley is the only school that can fullfill Objective 1- feed Timberland and Objective 2 – relieve overcrowding at Stoller at the same time.Springville and Rock Creek brings in more diversity than any other Currently feeding Elementary Schools at Stoller.More commute time for kids brings in more stress too. This also has direct impacts to kids on finishing up their home works, participating in extra curricular activities. Having said that, all kids should be treated equally while adjustments are done.Springville K-8 is ending and won't revive as confirmed by BSD. Even when it is/was available, it was never a Home Middle School to Springville Community but an Option School. It has very less Capacity to even accommodate Springville. Stoller was Home Middle School for Springville from Day 1 when Springville came into Existence
12/16/2019	Sushil D	sushil.dhoot@gmail.com	Springville K-8	Stoller MS	Westview		I recently heard about Springville elementary school students potentially moving out of Stoller MS boundary and to another middle school much farther away and found it to be very concerning. As Springville is phasing out option middle school, changing home middle school for Springville elementary students from Stoller to another school makes little sense to me. Springville community elementary students should not be subjected to commute long distances in heavy traffic roads to and from school on daily basis. Proximity is strong criteria that should be used in making final decision. Stoller MS is in very close proximity for Springville community (~2.5 miles) and I do not want to have to send my kids to middle schools much farther away on other side of Hwy 26. Secondly, same proximity criteria should be used for filling new Timberland MS with closest NE area elementary schools without causing unnecessary impact to whole lot of other communities farther away. All NW elementary schools in north Bethany area should continue to feed into Stoller MS and Westview HS so that kids stay together and avoid long and tiring commutes. Thank you.
12/16/2019	Joe	Joe_churchB@outlook.com	Springville K-8	Stoller MS			Springville ES has 11% kids with disabilities more than the Oregon state's average of 10%. Except Jacob Wismer other ES's feeding to Stoller has only 1% of disability kids.I don't think it's a good idea to send these kids to the farthest MS fiveoaks when there is a middle school(Stoller)in proximity. Not to mention the commute to Five oaks takes more than an hour everyday on a road with the highest number of vehicles traffic in the Washington county.I pledge the MS boundary advisory committee to think for a moment about these kids when taking a decision.
12/16/2019	Joe	joe_churchb@outlook.com	Springville K-8	Stoller MS			Dear MS Committee,You have constructed a brand new Timberland MS by spending million of tax payers dollars. Easing overcrowding at Stoller MS should start by filling proximity Timberland MS school to the capacity is the key. If you can't fill this to the capacity, how BSD will justify to raise money through measurements/bonds in the future for BSD schools projects ?Timberland is a NE school and i urge BSD to fill this MS with the NE schools first up to the maximum capacity first.

12/16/2019	jianqiao/huang	huangjianqiao@gmail.com	Springville K-8	Stoller MS	Westview	A few weeks ago, I had a discussion with a Findley parent on this issue. She said "What Springville proposed is a feasible plan, but not fair to Findley."First, my understanding of fairness is to play by the rules. People can't confuse being impacted with being unfairly treated. Clearly for this situation, there is no solution to make everyone happy, and someone needs to leave Stroller MS. The only fair solution to everyone is to play by BSD school boundary change guideline and by the numbers. Second, a proposed plan has to first be feasible, before we discuss whether it is fair or unfair to anyone. So far, Findley can't propose a plan that is even feasible. Five oaks doesn't have capacity to accept Springville. Third, Findley parents need to realize that "everyone might be impacted by school boundary change". Findley is currently holding a mindset that Findley should be immuned from any school boundary changes, and I am afraid that is not correct. I am sorry to see my friends at Findley might be impacted by this issue, but again this is NOT Springville's fault. As the most north elementary school in BSD, we were brought into this debate by mistake to begin with. Findley can definitely question BSD on planning strategies, and I am with Findley on this point, but Findley needs to know that once new house have been built, they have equal rights to access nearby education; and when new MS is built, it has to be filled with nearby schools. Springville has nothing to do with any of those decisions. Please don't drag Springville into fights that not belong to us.
12/16/2019	Yuhua Tan	mtshui2012@gmail.com	Springville K-8	Stoller MS	Westview	Springville has all the legitimate reasons to stay at Stoller based on the four factors per the Board Policy JC: With 10% Hispanic and 3% Black students, 16% students receiving free/reduced price lunch and 11% students with disabilities, Springville has one of the most diverse student body composition among the current feeder schools for Stoller, while Findley has less than 5% students from these groups. When students from many different cultures all thrive at Springville, they also contribute to the diversity and equity at Stoller which is very valuable learning experience for the teenagers. With the opening of Sato elementary school to accommodate the development around that area , Springville is becoming a stable and mature neighborhood school with enrollment of around 850 students. I agree with the Board's goal to set Stoller at 90% of permanent capacity so that it can allow for student enrollment increases that are projected to occur over the next several years around the Sato area. And based on the projected elementary school enrollment provided by BSD, drawing the school boundary for Stoller along Bronson Creek and West Union Road to keep Springville, Sato, Jacob Wismer and portion of Rock Creek (if not the entire school) as the feeder schools will successfully meet the goal of 90% capacity for Stoller.Same as other ES in the Northwest elementary school zone, Springville has been feeding Stoller and Westview since its first day. Springville in the NW school zone feeding Stoller and Findley in the NE school zone feeding Timberland will help to keep the feeder patterns consistent and help to reduce confusion from elementary school to middle school and high school for the NW school zone as well as the NE school zone.Springville, same as Sato, is at the Northern end of Washington County. It doesn't have any alternative middle school within 4 miles to provide neighborhood proximity and accessibility besides Stoller. Also, having the highest number of students with disabilities and highest number of students from economically disadvantaged families, if Springville was to be changed to feed to any middle school other than Stoller, the decision would result in the school at the farthest north end with the highest physically and economically disadvantaged students traveling the longest distance to middle school in the area. The transportation cost adding to BSD and the community will be vast. The transportation and time burden adding to those families would be unbearable. The opening of Timeberland as a new middle school at the Northeast of HW26 is such exciting news from BSD. It should be providing relief but not adding burden to the district with the collective effort from the community.
12/16/2019	Anonymus	Anonymus@gmail.com				Hello BSD Superintendent,Just reaching out with a curious question of how the Board Committee is formed. I see parents of kids that go to Jacob wismier school and Findley school in the committee. They are so biased they are calling other school parents and saying to figure out other options for middle school or get ready with the mind set of accepting five oaks school for middle school and figure out transport options . Hope you are aware of this and either reform the committee or take related actions. Just wondering about another curios question what is the minimum time that a kid can spend in school bus to go to school and what is the minimum distance that is considered for a school to be able to go to a particular school.
12/16/2019	Anand	krecmech@gmail.com	Springville K-8	Stoller MS	Westview	BSD Committee Members - I am sure you are aware by now lot of stuff. But here's a recap1- Springville K-8 Optional school - not comprehensive middle school and that's reason why familes from Springville attend Stroller. Have you asked why SATO didn't attend Springville k-8 since it's nearest school compared to Stroller MS. BSD felt K-8 is not working and they are cancelling K-8 at other schools.2- No split middle school - Most of North East schools (including Findley) feed into Sunset High School unlike Springville, SATO and most of JW. Findley is better aligned with rest schools for Timberline and keep the friendship going into high school.
12/16/2019	Someone	some.one@gmail.com	Springville K-8	Stoller MS	Westview	This forum should not become a place to lie and to trigger anger among neighbors.I am not sure why some Findley parents always pretend to be residents from other neighborhood to leave comments. On 11/24, realcdt, living on 131st ave at Findley Heights, leave comments as both Findley and Jacob Wismer parents. To make it even worse, he made a calm argue as Findley parent; and he made a rude arguement as a Jacob Wismer parent to make Jacob looks bad. On 12/5/19, Bee K Ong, another Findley parent living on Meadowridge Dr, leave comment as a Rock Creek parent.For god's sake, Findley parents, please respect other people and other communities. Stop pretending to be residents from other neighborhoods to leave comments. You are shaming the whole Findley community.
12/16/2019	Aditya Kukday	kukday@gmail.com	Springville K-8	Stoller MS		1. I have been reading archived BSD pages on the New Middle School construction. The new school was estimated to cost \$51 Mil, and ended up costing \$61 Mil - which we (taxpayers) have funded.2. It is obvious that another new middle school construction is not possible/planned for another decade.3. Considering the above, BSD needs to highlight why particular site was chosen? I am sure BSD didn't decide to spend that kind of tax payer dollars without being absolutely clueless as to which schools would feed into it.4. Per the "Beaverton School District 2010 Facilities Plan Update" - BSD was aware of the growth in North Bethany. This is documented fact. School construction started 4 years after this report!! 5. If the BSD still decided build the New Middle School east of Findley, then it is quiet obvious that BSD had planned that the North Bethany would continue feeding into Stoller, and Findley and other nearby areas would feed into the New Middle School. If the plans were to move Springville from Stoller to some far away middle school, then construction should have happened in North Bethany. Yet BSD built New Middle School near Findley, so the logical conclusion is that BSD has always planned moving Findley and other nearby Schools to New Middle School. In this case, why didn't BSD announce this in 2010 so that folks who didn't want their kids to attend the New Middle school could have planned it. 6. Finally - I am sure BSD has got hundreds, if not thousands, of comments on lack of Springville representation on the advisory committee. BSD cannot expect the community to support any move that the whole of community is massively protesting, when it has not provided representation. Community representation is literally foundational principle of this country!!!! When will Springville get its representation on the advisory committee?
12/16/2019	Rucha Kulkarni	rucho23@gmail.com	Springville K-8	Stoller MS		HiI would like to correct the massive misrepresentation of truth/facts being carried out by Findley parents. BSD you have the data, so please give the correct information to advisory committee members.There are pages after pages of comments stating that Findley is walking distance from Stoller so should continue feeding into it. TRUTH/FACT is that ALL ELIGIBLE RIDERS FROM FINDLEY ARE TAKING SCHOOL BUS this is public information disclosed by BSD. So for Findley parents to claim that they should feed into Stoller because ALL of it's walk-able, even when they are well aware that their kids take (or will need to take) the bus is just ridiculous. Even BSD marks off the area east of Bronson Creek as not safe to walk (safe routes to school). BSD needs to come out and stop the misinformation campaign by Findley parents.
12/16/2019	Gauri Trivedi	Gauritri@gmail.com	Springville K-8	Stoller MS	Westview	Hello Committee Members,Thank you for taking on this hurricane task of middle school boundary redistribution.There has been a lot of proposals floating around, and some of them are simply passing along the overcrowding problem to the South and do not address the Two main objectiveS of the boundary readjustment process Adequately- 1) finding feeder Schools for Timberland which has 1100 spots to fill and 2) Relieve overcrowding at Stoller and bringing it to 90% capacity.Please do the right thing and DO NOT pass on the overcrowding problem to another set of middle schools. It doesn't make sense to pick up a problem from one end and have it crop up at the other end.To relieve overcrowding at Stoller, I would suggest moving the Summa Program out of Stoller since it is not location dependent. Next, schools closest to Findley can be aligned for feed into Timberland and Subsequently To Sunset high school. This has a dual advantage since it meets both the above objectives.Please do the right thing for ALL BSD students, they are depending on you!
12/16/2019	Xiaoying Zhang	xiaoyinger@gmail.com	Springville K-8	Stoller MS	Westview	Up to today, I still don't understand how did Five Oaks become a hot spot in this boundary change topic. It is already at it's max capacity and there is no room for additional students. Any person with a neutral point of view can see that Findley parents propose to move Springville and Rock Creek to Five oaks not because it makes sense to do so by any means; it is simply because they there is no alternative middle school within reasonable distance to those 2 schools, and Five Oaks happens to be the 2nd nearest (although it is still over 4.5 miles away).Findley parents keep using double standards for themselves and the rest of BSD families. They decide it is not ok for Findley kids to commute 2.6 miles, but it is ok for Springville kids to commute 4.5 miles. They decide it is not ok for Findley to move out of Stoller, but it is ok to kick Beaver Acres and Aloha Huber Park out of Five Oaks which they have been feeded to for years. They decide it is not ok to overload Stoller, but it is ok to overload Five Oaks to 140% of it's capacity as proposed in theme map 2 and 3. They don't want any change, but they propose to redraw boundary of almost every single middle school just to keep themselves stay.I don't understand Findley parents' logic and I do feel offended when they keep saying Findley is the only one making Stoller great and Findley kids deserve safe environment and reasonable commute distance better than other BSD kids.
12/16/2019	Philip	supjphilip@gmail.com		Stoller MS		After reading some comments , when parents suggest that Findley parents' volunteering is what has made Stoller such a great school , It is primarily Insulting to all the teachers and then parents who have volunteered hours at Stoller . That is very insensitive . I cannot imagine Stoller being what it is without the teachers and all the Staff doing a phenomenal job . Whether you are near a school or not , EVERY person has contributed to the well being of the school . Sorry , I had to call this out . My kids only go to Middle school for 3 years and then they move on to High School . How old are these Findley kids whose parents have volunteered at Stoller for last 20 years? EVERY TEACHER , EVERY KID and EVERY PARENT matters irrespective of feeder ES.
12/16/2019	Gauri	Gauritri@gmail.com	Springville K-8	Stoller MS	Westview	BSD and Advisory Committee Members,Moving Springville to Five Oaks is a bad idea because Of the distance and time involved in commute. Such a long commute (45-50 minutes one way) for middle school students every single day will have the following repercussions-1) Increase in travel time leading to fatigue 2) decrease in sleep time affecting overall health negatively 3)No time for extra curricular activities, harming overall development in crucial years 4) decreased time for socializing, increased chances of depression5) increase in gadget time, they are already on their computer throughout the school day.6) increased chances of bullying while on the bus.7) decrease in volunteer participation, thereby leading to a loss of resources at the school.I am sure there are many more issues worth noting but the main point here is, Springville students should not have to suffer any of the above when there is a middle school far closer. Results can be damaging in these young minds and bodies.BSD should do what is equitable and fair to all its students.

12/16/2019	Jessica Bernards	Jessbernards@gmail.com	Raleigh Park Elem				1. Keep elementary school Boundary for Raleigh Park intact. Area south of walker, north of canyon, east of 217 is getting chopped up in community comments and proposals and needs to be kept with RP since there are no safe route across Walker rd. It[?]s a terribly unsafe stretch of road. Until WA County invests in sidewalks and/or crosswalks, no safe way across. 2. Keep communities intact — school boundaries build communities.
12/16/2019	Wei Wei	weiwei40@hotmail.com	Springville K-8	Stoller MS	Westview		Thanks you for spending the time to read my comments and give some thoughts to my comments. I am writing to express some of my tops concerns. 1. This middle school boundary adjustment is getting really intense in the potentially impacted areas including Findley, RockCreek, and Springville areas. We've seen campaign type of signs, flyers, heated discussion in the areas and on social chat medium. Some folks put their own kids/area (and even house price) higher priority than what is best for ALL/Majority of the kids at BSD level. In order to make a fair decision that is good for all the children across BSD level, please ensure that there are good amount of feedback/comment/committee representatives taken from the non-biased & not-impacted areas .2. On Dec 10th, there was a 9 year old boy in Oregon city whose life was taken too short and too soon. I can[?]t stop thinking how much bully he was put through painfully to commit this to himself at this young age? This is the worst nightmare to any parents, and my heart is broken for the child[?]s family. At same time, I am also very scared for my own kids & kids live on nearby streets in our area. If we are moved to Five oaks instead of going to Stoller (which is 2.4 miles away), my kids will have to travel 6.1mile one way on the bus (bully happens very often on the long bus commute). Please, if sending kids from the nearby Elementary school to the new middle school Timberland and taking a ~2 mile bus is not ok, what justifies sending some kids to a middle school which is 6-7 miles away while they have a middle school that is only 2.5 miles away? 3. Currently, Stoller middle school has a good student body composition with feeding elementary schools from SpringVille, Rock creek, Jacob Wismer, Sato & Findley. What is the new student body composition will look like IF the proposal of moving SpringVille and Rock creek to Five oaks happens? Thank you.
12/16/2019	Sandeep Kumar	sandysrivastava@gmail.com	Springville K-8	Stoller MS	Westview		Objective# Reducing Load at Stoller to 90%=====What to move?#1 - Option Program: SUMMA is applicable for 15-20% of Students and if needed Move SUMMA out of Stoller. There are many Middle Schools currently in BSD who doesn't host any SUMMA Program and all SUMMA Kids from their community goes to other Middle Schools (E.g. Five Oaks doesn't have SUMMA and their Kids go to Meadow Park)Summary: Moving SUMMA will reduce the Load at Stoller by 350+ Students#2 - Communities who have more Options than other: Findley and Rock Creek, both of these Communities are closer to next Middle Schools (Timberland for Findley (2.6 Miles), Five Oaks for Rock Creek (2.3 Mies)) than other Schools like Springville, Sato and JW. So Findley and Rock Creek are the Priority candidate to move. Summary: Findley and Rock Creek are better candidate to move from Stoller because of their Proximity and Accessibility to next Neighborhood Middle Schools than Stoller.#3 - Space at the Candidate/Target/New/Next Middle School: When the candidate Middle School is identified where the existing communities/schools from Stoller will move, consider how will it impact that Candidate/Target/New/Next Middle School. E.g. If Findley goes to Timberland, it will serve and satisfy 2 Objectives of Middle School Boundary Adjustment Process: 1. Finding Feeder Schools for Timberland, 2. Reduce Load at Stollerand it will have least disruptions for other Schools/Communities in BSD.But if Rock Creek moves to Five Oaks, it will reduce the Load at Stoller but may increase the Load at Five Oaks beyond it's capacity and then it will create disruption for few other communities/schools at Five Oaks.Summary: If there is an option to choose only one School to Move from Stoller, Findley is better candidate than Rock Creek.
12/16/2019	Akhil Sharma	sharma.akhil@yahoo.com					Here is an unfortunate fact. Springville K8 has 11% kids with some kind of disability. This is very significant number. It means we have close to 100 students with this problem. On the other hand Findley has 1% students with disabilities. Now, given this choice, I have a would you rather question. What would rather haul 100 students with disabilities every day to their middle school more than 5 miles away one-way, equating to 45 minutes of commute or move a part of Findley elementary healthy students to a school which is an additional mile compared to their current school?To me the answer is very clear. I would never ever think about making lives to those students difficult who are already having problems. In fact, if there is a way to ease their pain I would like to do so. Theme 2 and 3, are very unfair to 11% of those innocent students who have done nothing wrong to be treated unfairly. Advisory committee, especially the members who are from Findley and Jacob Wismer area, please consider these kids and the issues they face everyday. You know that the right way to solve this is to get bused area of Findley in Timberland. Please do the right thing. Links below for reference:https://www.greatschools.org/oregon/portland/186-Findley-Elementary-School/#Students_with_Disabilitieshttps://www.greatschools.org/oregon/portland/3139-Springville-K-8-School/#Students_with_Disabilities
12/16/2019	Priyanka Aggarwal	aggpri@gmail.com	Springville K-8	Stoller MS	Westview		Alignment Patterns of Elementary Schools at Stoller: =====1. Zonal: BSD recognize Findley as NE Schools and Stoller, Sato, JW, Springville and Rock Creek as NW Schools.2. High School: Springville, Sato, Rock Creek and Part of JW goes to Westview while Findley and remaining part of JW goes to Sunset.3. International Program: Findley is the only schools who adopts to IB Certification (other is Bonny Slope who will go to Timberland), so moving to Timberland, Findley will find Bonny Slope there So if Stoller is in the NW then if it is overloaded, and any School has to move, Findley must be the First Candidate to move.
12/16/2019	Tammy Tank	tammy.j.tank@gmail.com	Oak Hills Elem				Hi,As a parent of kids who will be in middle school, I wanted to voice my opinion about the middle school boundary adjustment. I feel it would help the kids to have consistency and keep a single pathway for Oak Hills students toward HS.Oak Hills --> Timberland --> Sunset Otherwise as it stands with Meadow Park for Oak Hills, all their peer students will be split in many directions after middle school heading into High School (Westview, Beaverton, Aloha and Sunset). Thank you for your consideration!
12/16/2019	PPhilip	preeju.us@gmail.com		Stoller MS			Objective 1: Create an attendance boundary for the Timberland-area middle school thatprovides a projected student population sufficient for comprehensive middle schoolprogramming.● Findley is the ONLY school that can contribute to Objective 1 and also relieve overcrowding at Stoller(Objective 2) AT THE SAME TIME. That should be a no-brainer • As per BSD , The New Middle School was intended to relieve overcrowding in the northern part of theDistrict as part of the 2014 Bond. If Findley throws a fit not to move , this new school will have not served its purpose in the first place● Most of Findley(bussed area) is reasonably distanced from the New middle school between 2.5 to 2.7 miles.10 minute school bus commute through internal roads with no traffic problem.● Findley , Bonny Slope , Terra Linda and Cedar Mill make perfect candidates for Timberland also because ofthe following factors:1. Aligns with the Feeder pattern to one High School - Sunset High school2. Aligns with BSD Zoning of the Cedar Mill Area schools as NE Zone under one Board Member3. Findley and Bonny Slope are both IB Schools which could create a common pattern of instruction forTimberland. None of other Stoller schools are IB schools so they can be grouped together.4. West TV Elementary should feed into Cedar Park as it aligns with High School Feeder Pattern to Beaverton High .5. In all of this please dont under utilize Timberland , Meadow Park and Cedar Park and overburden all the other MS in the south.6. Instead of Findley , if Oak Hills and West TV feeds into Timberland , then Timberland MS would split into THREE High Schools . Committee members and BSD , Please do the right thing rather than kicking the can down south and massively changing all of BSD schools just to keep one school from not making a logical change.
12/16/2019	Alfred	Celiabetan@gmail.com	Vose Elem	Whitford MS	Southridge	Health and Sciences/SST	I want my son to assist health and science school because my son likes science and he really wants to go there
12/16/2019	Andy	Apdxguyfrompdx@gmail.com	Aloha-Huber Park K-8				Theme 1 seems to be the most reasonable boundary adjustment. Otherwise you're cutting neighboring Mountain View homes off, and sending them even further for middle school. In my opinion that would seemingly be counterintuitive.
12/16/2019	Michelle James	Michjames921@gmail.com	Aloha-Huber Park K-8		Aloha	Health and Sciences/SST	Option 1 or 2 makes sense. The area of aloha Huber park would be best served by Mountain View. Five oaks was to far for my kids when they were in middle school and we lived near aloha Huber. Meadow park would also be quite far.
12/16/2019	Shannon Sherry	shannonsherry@comcast.net	Ridgewood Elem	Cedar Park MS	Beaverton		I think it is important to really have a nice flow from middle school to highschool and ideally even have one highschool that middle school feeds to. I think trying to also make sure that funding is similar per school per student so that kids have equal opportunity would be great. I'm nervous that Stoller and Timberland are going to again have far more resources similar to Sunset va other highschool. Summa should be set at lower income program to also provide more funding. Make sure that Rachel Carson or other small magnets at less fortunate schools to again shift the difference. Avoid extreme busing except for option and summa programs where those are choices.
12/16/2019	Rienna Stapelmann	rscsrs@yahoo.com	Sato Elem	Stoller MS	Westview		Both of my children will attend high school in 2020. In all 4 options, our home stays with Stoller. As a former IA and secretary for the district and current parent, after reviewing all four maps, I really believe option/map 3 would be the best for the community. I understand that transportation wise, it's a little more inconvenient for Rock Creek/Springville/Bethany, but having all 3 schools zoned for 5 Oaks will help that middle school become even better and it allows improved transportation for the other schools while also making for very cohesive and tight community within each of the middle schools. With traffic as it is, getting anywhere has become a huge headache and map 3, for the most part, gives the best solution. In terms of community cohesiveness and student demographics, map 3, in my opinion, is also superior in this regard. I vote for map 3. Thank you

12/16/2019	Linfen Lu	xli16@hotmail.com	Findley Elem	Stoller MS	Sunset	I'm strongly against the proposal to split findely to feed into different middle schools. Here are the two facts:1)Walkability:Currently, 47% of kids from Findley community are walking to Stoller. The bus service has stopped in some Findley communities (south of BronsonCreek) that were previously bussed to Stoller because of the THPRD trail (westside trail) that currently connects these communities to Stoller. Findley community around Banff can confirm the same.The upcoming Bonny Slope THPRD trail will connect more Findley neighborhoods to Stoller. With this trail, about 73% of kids will be within a walking distance of 1.5 miles. Please see page #:35, C3 trail meeting westside R3 trail. C3 is the planned trail, approved in 2016) http://cdn1.thprd.org/pdfs2/document3679.pdfThe curvy portion of Saltzmann to Laidlaw that does not have any sidewalk will be reengineered and a big number of the currently bussed kids from Findley heights, Bauer Highlands, and Remington also be in walking zone to Stoller increasing the walkability further. The minimum distance required by middle school to be eligible for bussing is 1.5 miles. (Saltzmann road project info: http://cedarmillnews.com/719/roadnews.html). Given the walkability improvement projects to happen in the coming 2 years around Findley community, splitting Findley based on current status is not logical. 2) Split feeding:Splitting elementary schools is detrimental to kids' emotional health while transitioning into middle school. Various schools this time from south BSD (Nancy Ryles, Hiteon, Cooper Mountain, Raleigh Park schools) where split feeding is already in place have been sharing their experiences and repeatedly asking for no split feed.Comments from these parents quoting this, is available in BSD MS boundary change website. There are proposals that use Bronson Creek to split Findley. Today, kids from south and north of Bronson Creek walk to Stoller using the THPRD trail. It is illogical to propose splitting along Bronson Creek.There are proposals floating in social media to combine walking portions of Findley into Jacob Wismer and send rest of Findley to Timberland. Walking percentage from Findley is huge and there is no room in Jacob Wismer for this merge. BSD committee is against major changes of elementary schools for the middle school boundary adjustments.
12/16/2019	Amanda McCoy	mrsamandamccoy@gmail.com	Findley Elem		Sunset	When looking at the boundary change for middle school I think it is important to not split up schools- so for example if in elementary you attend Findley, then your whole class should attend the middle school and then the whole middle school should feed into the high school. Splitting up schools is hard on students My daughter went to Stoller and then many of her friends went to westview and she went to sunset. We moved into the district so our children could go to Sunset High School.
12/16/2019	Bruce	Bruce0421@gmail.com	Findley Elem	Stoller MS	Sunset	Parent involvement, commitment, and volunteering are only possible because of the proximity and accessibility to Stoller, making it the perfect example of neighborhood school that has a great support from the Findley community for more than 20 years. Findley families have been part of Stoller for a lot time.
12/16/2019	Janet Kindred	janet.kindred@gmail.com	Oak Hills Elem	Meadow Park MS	Westview	Please take into consideration which Elementary feeder schools will end up at the same High school! When combining Elementary schools into a Middle school boundary area, it makes no sense that the children start to make new friends at Middle school only to be split-up in 3 years and sent to separate different High schools. Children should gain connections every time they move up into bigger school, not gain them, to then loose them & have to start all over again. Thank you for your help with this!
12/16/2019	David Grimes	grimesd@asme.org	Hiteon Elem	Conestoga MS		I would like to see the return to whole elementary schools tracking to the same middle school. Currently my family is very lucky that our the whole elemenatry school feeds to one middle school and that middle school feeds to one high school.
12/16/2019	Li Guo	lilysung@hotmail.com	Findley Elem	Stoller MS	Sunset	Dear Committee members, map2 seems to be more effectively reducing the crowdnness of Stroller since it has one of the heavily developed area separated out to a different middle school. It may need a slight tweak on Five Oaks boundary as well, i.e. accommodating Elmonica to Meadow Park. Also Avoid to split feeding Elementary school is really important. Splitting elementary schools is detrimental to kids' emotional health while transitioning into middle school. Various schools this time from south BSD (Nancy Ryles, Hiteon, Cooper Mountain, Raleigh Park schools) where split feeding is already in place have been sharing their experiences and repeatedly asking for no split feed.Comments from these parents quoting this, is available in BSD MS boundary change website. Thanks!
12/16/2019	Selah Johnson	selahrj@gmail.com	Bethany Elem			I just had a couple notes based on your theme sheets for the upcoming meeting. My favorite is theme two with the following comments.I highly endorse adding Aloha Huber to Mountain View like in theme 1. Brings Mountain view to only 80% capacity and adds flexibility to both Five Oaks and Meadow Park. In addition, since Aloha Huber is only a few blocks from Mountain View it would be fairly logical transportation. Would moving Aloha Huber to Mountain View give the ability to move Elmonica to Meadow Park from Five Oaks? Also, could Timberland absorb both Findley & Oak Hills? Either of them individually only brings Timberland to 70% capacity and maybe this would solve the lingering issues at Stoller?.
12/16/2019	Selena H.	snb0477@yahoo.com	Cooper Mountain Elem	Mountain View MS	Mountainside	Hello - It would be super wonderful if at all there could be a boundary consideration for the small area (about 30% or less) of us on the other side of Hart Rd. that are zoned for Mountain View MS to be considered to be included in 1 middle school for Cooper Mountain Elementary. We are zoned for Mountain View MS and most of the kids that attend there will go to Aloha while the small are of us will go to Mountainside HS. That is a lot of changes for a middle school aged person.Please consider revising your maps if at all possible.
12/16/2019	Jamie Williams	jamie.stewart.williams@gmail.com	Rock Creek Elem			If it's true that you guys are reading all the comments, I hope you pay attention to Nextdoor:https://nextdoor.com/post/131725697?init_source=copy_link_shareThe maps you guys posted are overwhelmingly being influenced by Findley parents and the community is in an uproar. One school should not have so much power over you guys. It is the eastern most Stoller school and your goal was to relieve Stoller with the opening of a school to the East. Basically all of the maps should have all or most of Findley going to Timberland.Also, I sent this to the Superintendent and haven[?]t yet heard a response:Good morning, Superintendent Grotting,I am reaching out to learn two things:1.How to challenge the decision to convert Springville from a K-8 to a K-5 and how the public can weigh in on that decision.2.How to start the process of building another middle school or alternatively, converting Springville into a full middle school and building another elementary school.To demonstrate to you that those two points need to be addressed imminently, below is a summary of my point of view. I hope that you find time to read this so you are prepared in the event that I forward it to more parties.I am a Rock Creek parent and I attended the most recent middle school boundary board meeting. During my group's breakout to draw maps, I came to an uncomfortable decision that I now know is actually incorrect, but I see evidence that other groups came to the same decision and I anticipate that your committee will likely come to a similar decision: Rock Creek Elementary should be rezoned to Five Oaks. That decision would be made for a seemingly very logical decision: Rock Creek is equally distant to Five Oaks and Springville, Sato and Jacob Wismer are closer to Stoller (and further from Five Oaks).I moved to my current house because I wanted my son and daughter to attend Rock Creek, Stoller and Westview. We moved here from Beaverton in the summer of 2015 so my son Liam could start his 2015-2016 kindergarten year at Rock Creek. My daughter started kindergarten two years later. Unfortunately for us and our community, my daughter was unexpectedly diagnosed with terminal brain cancer only a few months into her kindergarten year, in early December, 2017. Gracie died in February of this year. The community rallied around us and helped us in so many ways. There is even a bench commemorating my daughter at Rock Creek. I am subjective as all parents are but I am so with the goal of limiting the damage done to Rock Creek in the long run. I will devote my life to the school that helped my family so much.I work as a Senior Actuarial Analyst at Standard Insurance. I hold a bachelor's degree in Applied and Computational Mathematics and a master's degree in Education with an emphasis on teaching and learning mathematics. I have done data analysis in an actuarial department for many years. Previously to working at an insurance company, I worked at a geotechnical engineering company for a considerable time. Many of the engineering reports I worked on were for street improvements that included traffic analysis by engineers from other firms. When I came to the uncomfortable decision that Rock Creek will logically be rezoned, I first had to confront the fact that I will be moving and many of my neighbors will be moving. None of us are objective and I certainly won[?]t accept having purchased a house because of the middle school (Stoller) to watch it be rezoned to one with a 15+ minute longer commute through traffic devastation to a Title 1 school. Those who cannot move will be doing everything in their ability to go to one of the option or private middle schools rather than Five Oaks. I will simply move to a new house that zones into Westview and either Stoller or Timberland. I will not accept the drastic change from Stoller to Five Oaks. That doesn[?]t impact my devotion to Rock Creek[?]s future, though. I started listening to the arguments from the other Rock Creek parents.The economic impacts of a possible change from Stoller to Five Oaks is clear. Moving Rock Creek to Five Oaks could threaten Five Oaks Title 1 status and could lose money being sent to the school district. In the wake of a budgeting disaster for which the District is solely responsible, no solution to the middle school overpopulation crisis should involve a reduction of government funds or budget. Stoller is ranked as an 8 on Great Schools while Five Oaks is a 4; Rock Creek would be the only school in your district moving down more than one or two points on that scale and you can expect that parents are not willing to move 4 steps down.

12/16/2019	Jamie Williams	jamie.stewart.williams@gmail.com	Rock Creek Elem			<p>By all known academic criteria, Five Oaks is considerably poorer of a school than Stoller; it is not close at all. Our taxes are high for many reasons, including paying for Stoller. If we were rezoned, our taxes likely would not be reassessed, so we would be paying for others to attend Stoller. The values and market for our homes is also high because of the combination of the three schools we zone into. Changing the middle school from an 8 above the freeway to a 4 below it, will very seriously impact the housing market in this area, especially since many parents like myself will (very reluctantly) consider moving out of it. Moreover, nationwide studies have proven that the value of a house is directly impacted by the commute and traffic to and from schools. Rezoning Rock Creek or any northern school to a school that requires travel on 185th across the freeway will certainly negatively impact the value of those homes.Distance to the school has been mentioned in public comments but that is less relevant than travel time and increasing traffic on 185th near the freeway. The stretch that would have to be traveled to get to Five Oaks from our neighborhoods is 185th near the freeway, a stretch that is already one of the most congested in the area. The buses and parents are going to make 185th basically the worst traffic stretch in the district. My house is approximately 5 minutes away from Stoller in traffic but is over 20 minutes away from Five Oaks in current traffic conditions. Every parent who lives out here will be very seriously impacted by that change, including parents of kids from Springville, Sato, Jacob Wismer and other schools. We use that stretch to get to the freeway, get gas (there are no gas stations out here at all) and get to Tanasbourne. The congestion caused by school buses and cars going to and from Five Oaks will worsen the situation so much that street improvements will need to be made, so Washington County and Hillsboro (who share control of that stretch) will need to be part of that conversation. There is also a significant safety issue. Any decision made to increase traffic on 185th should be done with review of emergency response when that section of 185th is traveled. Ambulances, fire trucks and police vehicles are already having to overcome horrendous traffic in an attempt to save lives. There is a fire station in the middle of the area of concern. Also, the commute to Five Oaks will not only increase the cost of gasoline to the District and parents, but also the emissions from the vehicles sitting in traffic; our State legislature is focused on preventing this type of move. Any middle school boundary decision needs to result in a reduction of emissions, not an increase. Also, since the new middle school is north of the freeway, the boundary changes should reduce the amount of bus traffic/parent commuting over Highway 26, which is currently six schools, I believe. This should not be increased for any reason whatsoever since the middle school is on the north side; that change is illogical.There are passionate objections against making Stoller considerably more affluent and making Stoller considerably less socioeconomically diverse as well. Our families are not as wealthy and are much more socioeconomically diverse than our northern and northeastern neighbors. Moving Rock Creek away from Stoller will make Stoller the richest, most elite, least diverse middle school in the District by a considerable amount at Rock Creek kids[?] expense since they would be moving to a disadvantaged school to accomplish that. The only real diversity Stoller would be getting is from the amount of Intel employees living in those areas. The rich will get richer by pushing the least advantaged neighbor to a Title 1 school that literally has half the Great Schools rating of the school they were previously zoned into. It is not in our culture to push one middle school up by removing one of the most diverse and even possibly the poorest school attending that middle school. Also, if Rock Creek is permanently moved to Five Oaks without Bethany, I don[?]t think it[?]s straightforward that Rock Creek would be bringing that school up. Many parents will be avoiding Five Oaks and those who stay there aren[?]t necessarily those who have the ability to bring Five Oaks up. I am also not entirely sure Bethany is super excited to move middle schools either. There are legitimate serious concerns over the bullying and inappropriate behaviors currently at Five Oaks.BSD has launched a series of public board meetings to address the boundary and overpopulation issue with the goal of achieving 90% capacity at Stoller and with the seemingly nonsensical mandate that K-8 schools are to be eliminated, including Springville, which is situated relatively near to Stoller.</p>
12/16/2019	Jamie Williams	jamie.stewart.williams@gmail.com	Rock Creek Elem			<p>Achieving that 90% capacity for Stoller would necessitate a reduction of approximately 500-600 students while increasing the students coming from Springville due to its middle school closure. The 90% capacity can only be achieved if only three elementary schools are zoned to Stoller, since Jacob Wismer has such a high population. Since the new middle school is to the east, it makes sense to first address the eastern most school zoning to Stoller, which is Findley. Findley is also a relatively affluent school with little socioeconomic diversity and the burden will be less for them to move since traffic will not be as much of an issue and since their economic situation lends itself to more adaptability. It is also assumed that the academic drop off from Stoller to Timberland will be minimal compared to the drop off between Stoller and Five Oaks. The SUMA students at Stoller will also clearly need to be moved since option schools are not tied geographically and represent a less disadvantaged group of students. The 90% goal necessitates moving more than just Finley and SUMA to meet that goal, unfortunately. The logically flawed distance argument would keep Jacob Wismer, Springville and Sato at Stoller, a decision that would displace long-established Rock Creek neighborhoods to Five Oaks to accommodate brand new buildings and apartments. BSD will need to adjust Summa sites to accommodate the boundary adjustment. Stoller is the only Summa site in the North; it will have to be moved to Timberland for certain. It is likely and necessary that some Summa families will choose private schools like Catlin Gabel or Oregon Episcopal. Losing good students to private schools will certainly impact the population of BSD schools but we are now in a situation where more affluent families will have to sacrifice because of BSD objectives; it cannot be the disadvantaged families who suffer the most to fulfil your objectives. It may be possible for BSD to use the Student Success Act fund to relocate Summa sites, as well.To see if there was another solution, I created a mathematical model to zone all the elementary schools into middle schools without a significant traffic or academic sacrifice, both of which Rock Creek would have to sacrifice more than any school moving in the District from what I can see. My model accounted for diversity changes, academic changes and traffic changes (distance wasn't a consideration; time traveled during high traffic periods was the consideration). My model also limited the middle schools to their capacities. I was in awe of the results. As expected, my algorithms never placed Sato, Springville or Rock Creek into Five Oaks because doing so would exceed the tolerable changes to diversity, traffic patterns and academic changes. Every time I ran the model, even when I changed several assumptions, Jacob Wismer was moved to Timberland in addition to Findley moving. I was shocked because Jacob Wismer is right next to Stoller. However, the sacrifice they would have to make considering traffic, diversity and expected academic level of the new school is very significantly lower than what Sato, Springville or Rock Creek will endure if they are moved to any other middle school other than Springville (more on that in a bit). Obviously, the solution of moving Jacob Wismer to Timberland will get backlash from all the Jacob Wismer parents, who are wealthy and relatively powerful people in this area; much more so than their Springville or Rock Creek neighbors. They are also much more numerous from the population numbers I reviewed. Jacob Wismer is right next to Stoller; they will never allow that change (although clearly the most logical considering the entire population) to happen. Then I stepped back and thought about why we are in this situation. This situation is being worsened by the staggering decision to close the middle school portion of Springville. I am certain that the decisionmakers for that did not understand how it would impact diversity, taxes, home values, traffic and academics for the adjacent elementary schools.Adding the Springville middle school students to Stoller is an awe-inspiring, tone deaf situation given the current overwhelming predicament of mass over-population at the middle school level.</p>
12/16/2019	Jamie Williams	jamie.stewart.williams@gmail.com	Rock Creek Elem			<p>If Springville was to be converted, it clearly needs to be converted to a middle school, not an elementary school. Right now, it is essential that no K-8 is converted to an elementary school until at least another middle school (in addition to Timberland) is built in the northwest region of the District. Your desire to streamline the middle school experience is an insignificant consideration compared to the middle school overpopulation crisis. It is not necessarily founded in research, either. There are many studies supporting K-8 schools being a superior alternative to middle schools. Preteens who attend K-8 schools have higher perceptions of their reading skills than those who attend middle schools or junior high schools, according to study in the Journal of Early Adolescence. Students who left elementary schools for middle schools in grades six or seven lose ground in both reading and math compared to their peers who attend K-8 schools according to "The Middle School Plunge," published in the spring 2012 issue of Education Next. Additionally, Florida students who entered middle school in sixth grade were 1.4 percentage points more likely than their K-8 peers to drop out of high school by 10th grade (18 percent). The decision to transition K-8 to K-5 was not founded on any conclusive empirical research nor were any traffic, socioeconomic or population considerations given weight. Your K-8 schools are currently treated as option middle schools and the District has decided to keep the other option schools available, so there really is no logic at all in closing two of them. I understand that the real difficulty is the overpopulation of those K-8 schools but closing the middle school options there is just a decision to punt the overpopulation to the middle school level. As I have mentioned, I have a Master of Arts in Education. I am aware of the arguments for and against K-8 schools. I can guarantee you, the reasons to change to K-5 are negligible compared to the disaster it will cause with traffic patterns on 185th and the housing market changes in the Rock Creek area. I can tell you that until another new middle school is built to replace that, there will be very serious economic and traffic issues in the Rock Creek/Bethany area, which will impact the Jacob Wismer, Sato, Springville and Findley parents, many of which will continue to have to travel through our area to get to Nike and Intel. Although they will be happy to keep a good middle school in the short-term, BSD will certainly hear about the need for another middle school immediately. And we will see the housing, economic and traffic changes in the interim. If this situation was just about the new school opening, we would all just be shifting east. If Stoller is at approximately 150% capacity while Springville is still a K-8, converting Springville to K-5 will not in any way help the population problem in the northwestern region of the District. I have heard the Springville middle school only has enough room for one or two classrooms per grade, but that is enough to help relieve Stoller. An overwhelming majority of Springville students already attend Stoller, so if Stoller is so heavily overpopulated, clearly the movement should be in the other direction. I know that Springville[?]s elementary is overpopulated as well, so elementary school boundaries could be adjusted to push more Springville students to Sato and Rock Creek in an effort to increase middle school capacity at Springville and move Springville from an option-type school to a normal middle school that is the only option for Springville elementary students. If elementary students from Springville were absorbed by neighboring schools, students from Sato, Jacob Wismer, Rock Creek and even Bethany could attend Springville for middle school. With the continued development and expansion in the northwest region of the District, it is very clear that the District imminently requires an additional middle school in that area. Timberland is too far to address the Stoller overpopulation, other than absorbing Findley students, which is clearly necessary. That leaves Stoller still overpopulated with Sato, Jacob Wismer, Rock Creek and Springville students. Clearly the long-term solution is to build a new middle school in the northwestern area of the District or to convert Springville to dedicated middle school and start the development of another elementary school.</p>

12/16/2019	Jamie Williams	jamie.stewart.williams@gmail.com	Rock Creek Elem				<p>One of the proposals posted by BSD called for a new Rock Creek Middle School, which would possibly accommodate Rock Creek, Bethany and Springville. If we build another middle school after rezoning Rock Creek to Five Oaks, Rock Creek will likely be rezoned yet again. There should be no solution that requires a school to be rezoned twice. If that is absolutely necessary, Findley is likely a better alternative, since their two options are great: Timberland and Stoller. Timberland would be the temporary solution while the new middle school development was underway some or all of them could return to Stoller. That, also, is not a preferable solution, though. No school at all should be rezoned twice in a short period. The public is already holding BSD responsible for making troubling recent decisions regarding forecasting that resulted in a \$35 million shortfall, \$12 million of which was the result of accounting errors due to miscalculating the increased PERS cost, miscalculating new teacher hires and miscalculating future enrollment. This recent disaster also resulted in your Chief Financial Officer resigning, school days being cut, the elimination of 143 staff positions and the necessity of drawing \$18.3 million in reserves. Now BSD is again faced with decisions that will have very serious consequences for the residents and for the District. You have known for years that our area is growing; three new elementary schools have been constructed around Bethany. Findley's growth was so staggering at one point that the school had to stop accepting new students. A new elementary school was built to temporarily address the population growth. The schools that have been built in recent years have all been in the north/northwest. You may need to shut down these public board meetings where parents, who are not in any way knowledgeable or objective are being tasked to find a solution that experts should be weighing in on. These workshops are not collaborations but rather are being used so the most affluent parents can vocally influence a committee to achieve their own subjective goals. By definition, disadvantaged parents do not have the time or resources to attend these meetings as much as the affluent families who have stay-at-home parents, the type of families who wish to make Stoller into a school for rich people, an elite school that is so far ahead of the rest of the District that income inequality will be a theme in Beaverton for decades to come. At worst, these parents will influence the board to make the decision that is in their interest. At best, these public meetings are a farce that is being executed to make it seem as though the parents are influencing the decision. If these meetings persist, you need to be totally transparent and indicate the elementary school affiliation of all members at each boundary adjustment committee and on the BSD website so the community can see what elementary schools are represented. You created the committee to represent each middle school, but in reality, each elementary school should have been represented, particularly the poorer, more disadvantaged schools who tend to be impacted more by these kind of sweeping changes. The only long-term solution to changing Springville to a K-5 is to build yet another middle school on the west side of this area. Timberland is not a solution and any conclusion that it would offset the Springville transition is flawed and not at all thought out. Please seek the assistance of experts before you make that decision. And maybe consult with the governments of Washington County and Hillsboro, in addition to our most important employers in Oregon: Nike and Intel. A decision that impacts those parties will hurt our entire metropolitan area. Parents drawing maps will not help you in the long run. The school district will be held accountable for this decision and will likely be scrambling to immediately open another middle school after the impacts are clearly visible by people who are powerful and control the west side of the Portland Metropolitan Area. Do not transition Springville until a more adjacent middle school is built. If you are set on it, you have to rezone Jacob Wismer and Findley to make the numbers work without impacting the entire area. Or you have to accept that Stoller will still be overpopulated, which is also a solution. Rock Creek, Sato and Springville cannot be rezoned to Five Oaks. Thank you for your attention. Jamie Williams 503.858.2181</p>
12/16/2019	Nandini Mahendran	jmmandini@yahoo.com	Jacob Wismer Elem	Stoller MS	Westview		<p>BSD cannot turn a blind eye to the open bias which seems to be assailing the Middle School Boundary Adjustment Committee Members- especially those representing Stroller. One of them if is a Finley parent and the other member is blatantly against Springville and seems to only repeat that new communities that are growing needs to be ejected. FYI - SATO is growing (constructions beyond SATO school) and not Springville. We need unbiased committee members who do not have a conflict of interest and are willing to listen to data that has been collected. Elementary schools closest in proximity to Timberland should be the natural choice. Instead using themes like natural/adopted child, "Finley is core of Stoller", etc just to ensure that Finley stays with Stroller is in very poor taste. Had the new Middle school been in North Bethany, it would have been a no-brainer. But how is it justified moving so many other schools around, having kids from North Bethany travel 4.6 miles to the suggested Five Oaks, just to appease Finley not moving to Timberland?</p>
12/16/2019	Raj Kumar Andhole	randhole@yahoo.com	Springville K-8	Stoller MS	Westview		<p>- Distance from Springville neighborhoods to any other middle school is more than 4.5 miles which will increase the commute time for students dramatically. Also 11% kids from Springville have some kind of disability, which is about 100 students when compared to Findley that has &lt;1% students with disabilities. Moving Springville kids to any other middle school with put undue burden with increased commute time to around 45 minutes.- Stoller middle school being closer to Springville neighborhoods allows parents to reach/drop/pick up kids in much shorter time. This will greatly help in case of inclement weather and emergencies. Please consider these comments and I urge BSD to look at all the facts and keep Springville feeding Stoller middle school.</p>
12/16/2019	Russell Rutledge	Russell.rutledge@outlook.com	Rock Creek Elem	Stoller MS	Westview		<p>The 26 freeway is such a natural barrier for relationships and activities. Please keep Rock Creek Elementary attending middle school north of the freeway.</p>
12/16/2019	David Ramku	dramku@gmail.com					<p>Dear BSD Middle School boundary adjustment committee. Thanks for posting the very clear objectives set out for the middle school boundary adjustment committee. They are helpful in ensuring an objective and data driven assessment of the facts. 1.Create an attendance boundary for the Timberland-area middle school that provides a projected student population sufficient for comprehensive middle school programming. 2.Adjust the attendance boundary for Stoller MS to provide a projected student population of approximately 90% of the permanent capacity of Stoller MS. Looking at the theme maps that the community has developed, only Theme 2 appears to come close to aligning to the above objectives. The public debate can extend for a significant amount of time and arguments can get emotional, but when measured against the objectives you have set out, Theme 2 should be the one that gets moved forward.</p>
12/16/2019	Susan Jiang	Susanjiang111@gmail.com	Findley Elem	Stoller MS	Sunset	Springville K-8	<p>I like my daughter go to Stoller Middle School. My house is so close to Stoller, my daughter will walk to school by herself. Timberland is too far away from my house. Can somebody take it to consider that people who live close to Stoller.</p>
12/16/2019	Zhaosheng Zhou	Zhouzhaosheng1951@gmail.com	Findley Elem	Stoller MS	Sunset		<p>Totally cannot agree on those plans split the elementary school! Can't believe that there are two of them in the proposed 4 plans!!! That is the most ridiculous boundary for elementary schools!!! How can we explain to our young kids that they have to be separated from their good friends with same neighborhood to different middle schools just because some parents want to push their kids to a school even not in their natural boundary!!!</p>
12/16/2019	Valerie Senske	valsenske@yahoo.com	Raleigh Hills K-8				<p>Question since you taking away the best Middle School Raleigh Hills, I want to insure that it looks like in all four maps that RH will all be going to the same middle school.... Whitford? Or do you think this will change? Want to make sure we don't have anymore changes Cannot take anymore from you! Please make sure all kids from RH go to the same middle school when it changes. You owe US that at least.</p>
12/16/2019	WENCHONG HU	hwenchong@gmail.com	Findley Elem	Stoller MS	Sunset		<p>Findley students need to go to Stoller by Proximity Springville students should go to Springville middle school, there are more and more houses built in Springville area, they would overcrowd Stoller soon, which is not a solution. Donot close the Springville middle school.</p>
12/16/2019	YY	yyinny@hotmail.com	Findley Elem	Stoller MS	Sunset		<p>Do not split Findley! Springville and Sato only will fill up stoller by 2025.</p>
12/16/2019	Shaojuan Zhu	sjzhusj@msn.com	Findley Elem	Stoller MS			<p>Is Theme Map 4 meant to divide and disgust Findley community? That one-foot wide creek is not even a road! And the most important point is, does the division help reduce the over crowding issue? Not at all!!!! Build a new middle in northern Springville area, that is what the Springville residents really want. Pushing Findley out of Stoller is unacceptable.</p>
12/16/2019	Kiran Patil	kiran.a.patil@gmail.com	Findley Elem	Stoller MS	Sunset		<p>By 2024, sato + Springville alone will have 1000 kids in stroller, so the goal of keeping stroller to 90% will never be achievable. Hence only theme 2 seems to make sense. Please do not split Findley. Findley and JW have been the feeder school since more than 2 decades. Keeping those schools with RC will address capacity issues in short and long runs. Adding SPV with SATO in Findley will never solve the 90% enrollment goal. Findley and JW parents had put countless volunteer hours to stroller and were instrumental in improving the overall quality of education at stroller and we are happy and committed to do so in the future as well. Adding SPV to five oaks middle school will balance the middle school and will improve the quality at five oaks as well and both middle schools will have all sorts of ethnicity. At the end, snatch some other kids away because your kids do not have and letting that happen is not ok. Hence I sincerely request to the board that, please keep Findley as feeder school to stroller and no splitting of Findley.</p>
12/16/2019	Kinyip Phoa	kinyip.phoa@gmail.com	Springville K-8	Stoller MS			<p>It is really great to see the committee takes input from the parents and post theme maps ahead of the meeting to allow ample time to study. Thank you. However, while the theme maps now include projected enrollments and capacities of each MS, the committee should publish ALL the critical information pertaining to all the factors listed in the Board JC Policy.pdf. To be specific, they are: 1. Student body composition 2. Current and future availability of space at a school 3. Feeder patterns from elementary, middle to high school; and 4. Neighborhood proximity and accessibility. As you should be well-aware of, neighborhood proximity and accessibility had been brought up as one of the key concerns from many parents through the school district. I would suggest publishing the maximum ACTUAL travel distance and time, median and mean ACTUAL travel distance and time for each MS in each theme map. This should give the parents and the board a good understanding on how each theme map would impact the student in the worst case, and in some average and general cases. Similar goes with student body composition. Pie charts, or tables would work and clearly show how diverse each theme map would look like. Additionally, as "current and future availability of space at a school" is listed as one of the factors, I am requesting the committee to urgently invite the school board to comment what are planned. This is significant because, for example, if the board can expand Stoller MS to a capacity of 2000, or 1600, student by 2025, all the math going into all these theme maps would change considerably. And given a clear situation like this, doing nothing and leaving all solutions to boundary adjustment does not sound right. Thank you very much.</p>

12/16/2019	Suwen Bian	Suwenb@yahoo.com	Findley Elem	Stoller MS			Dear BSD committee members,I am a parent of Findley neighborhood. I strongly against the potential of splitting Findley into to middle schools. Splitting school has been approved having negative impacts on students development. Also splitting Findley based on current proposal is not going to solve Findley overcrowding issue, which is brought by rapid housing development in North Bethany area. The long term solution would be a better planning and re-instate Springville as K-8 or build a new middle school in North Bethany. Sincerely,Suwen Bian
12/16/2019	Leda Mareth	ledamareth@hotmail.com	Rock Creek Elem	Stoller MS	Westview		Please keep Rock Creek Elementary school together when they transition to middle school. Also, the community in Rock Creek would be more than happy to bus down to the new middle school.
12/16/2019	Pavan Akkisetty	avspavan@gmail.com	Findley Elem				Hello BSD MS BC committee, please keep findley in stoller. Solution to stoller crowding at Stoller is to have only JW, Findley, Sato feed into stoller. Do not split feed any elementary into middle. We request you to consider the fact that split feeding is detrimental on various fronts. On the other side, if there is indeed worry of bullying in the buses, please plan to have parent volunteers to chaperone to oversee travel to and from schools. BSD should plan to reduce travel times, take green initiatives seriously. Kids who can talk should be able to walk to their neighborhood school.
12/16/2019	CKNY	ckny.ynkc@gmail.com	Findley Elem	Stoller MS			Hi,We are part of Findley Elementary community and kindly request you to continue to feed all Findley Elementary (FE) students into Stoller Middle School (SMS).My kids are close knit with students in FE and deeply associate themselves with SMS. They participate in various school and social activities with both FE and SMS students e.g. Science Fair, First Lego League, Soccer, Swimming and many other activities. My kids and all their friends from FE have always aspired and looked forward to going to SMS. They have always dreamt of going to SMS.They want to walk on the foot steps of their older siblings and see themselves as integral part of SMS community. We, as parents, volunteer several hours every month at SMS. Both FE parents and students believe we have helped build SMS for current students and future students of FE.Distanceing my kids and their friends from SMS will crush their dreams and aspirations that they have always been passionate about. I sincerely urge you to continue to feed all Findley Elementary students into Stoller Middle School.
12/16/2019	Chuan Xu	rivercxu@gmail.com	West Tualatin View Elem				Hi ThereRegarding to the middle school bounday assignment, I would vote for the idea #3, which generally follows the common sense that each school covers a certain area that is not too far from it. It also clears the boundary roughly by US-26, which is the busy highway that causes lots of traffic during rush hours. The ideal way to cut the boundary is to have the students on the north side of US-26 goes to school on the north side, to minimize the cross-traffic.Chuan
12/16/2019	Pramodh	Pb97229@gmail.com	Springville K-8	Stoller MS	Westview		As a Springville parent I , I strongly oppose taking out Springvill from stroller. The reasons doesn't make sense.1 . Proximity to five oaks is far from Findley or Sato which are shown to be feeding into Stoller.2. Growth currently is happening under Sato school boundaries not Springvill, which seems to have one of the concern shown to move Springvill out of Stoller. If the growth is the concern, it should be Sato which should be moved to other middle school.3. I see that new theme maps have been added but I do not understand why the theme maps are not evolved based on the data after Nov 21 meeting except coming up with one more map, the rest showing the same 1,2,3 maps without much progress. The 2 and 3 map doesn't make sense since they are not achieving the objectives of 90 to 100% capacity for all schools. The 5 Oaks is close to 140 % capacity and not feeding enough capacity to Timberlands schools4 the Them 1 is closure to objectives? If total Findley moved to Timberlands then we can achieve complete capacity and also solve overcrowding at Stoller.As a BSD community member, I expected more evolved maps with clear direction towards solving MSBD objectives . If the them map doesn't solve MSBD objectives what is the point of keeping them for discussion.
12/16/2019	Rudy Venkatesan	venkatru@gmail.com	Findley Elem	Stoller MS	Sunset		Please whatever you do.. do not split elementary school feeding into middle school. My daughter was terrified when I told her that many of her friends might not join her. Middle school is a very big change for kids and not having the support of friends to cope up with the pressures of middle school will lead to anxiety and other detrimental mental health issues. I sincerely urge BSD to consult experts in mental health before even considering split feeder school policy. I am appalled that half the proposed boundary adjustment has split feeder schools. Put findley in stoller or timberline.. but do not split them.
12/16/2019	Yang Xiang	Yangxiang68@yahoo.com	Findley Elem				No split for Findley! This split proposal is very bad for kids, splits Findley kids into different MS, it's a disaster for kids psychological health!
12/16/2019	Joshua Ji	Happypipiloo@gmail.com	Findley Elem	Stoller MS	Sunset		I graduated from Findley and currently study in Sunset high. I am strongly disagree the recent proposal of splitting Findley students into two different middle schools. Findley should be natural feeder to Stoller Middle School by considering distance and history. And there is no case previously to split elementary school student to different middle school. On the other side, I think BSD should not consider Springville ES as a feeder to stoller since it's population grows quickly and will over crowded stoller very quickly in next few years.
12/16/2019	Aahlad Mallajosyula	aahladm@gmail.com	Findley Elem	Stoller MS	Sunset		Thank you for the opportunity to provide comments on the BSD Middle school re-mapping. 2 of the 4 theme maps emailed out on 12/16 have Findley Elementary splitting to two different middle schools. Please consider the heavy negative impact on Findley students due to splitting the feeder pattern to middle schools. Every 5th grader has a right to expect to go to Middle school with their best buddies. Please do not rob the kids of their buddies when then go to middle school. Numerous studies have shown the disadvantage of split feeder pattern on kids entering adolescence. We really care about the well being and emotional health of our kids and encourage BSD to consider the unquantifiable negative impact on the emotional well being of kids due to split patterns.Few parents from existing split pattern elementary schools suggested fixing their boundaries to not have any split pattern. This is a great chance to fix split feeder system in all BSD elementary schools and help kids go the middle school with their buddies. Please please avoid splitting elementary schools.
12/17/2019	Ananya B. Ghorai	ananyabghorai@gmail.com	Rock Creek Elem				Theme map #4 is quite good to convince with. The first and foremost thing I feel is that , school boundaries should not come with a compromise in quality of education and the school environment.
12/17/2019	Ellen	Xf8129@gmail.com	Findley Elem	Stoller MS	Sunset		Springville should have its own middle school. This is the final solution and best solution for a continuing growing community.
12/17/2019	Jay Kumar	Jeys24@gmail.com	Jacob Wismer Elem	Stoller MS	Sunset		We live in Bethany ridge community, My son goesTo Jacob Wismer and he walks to the school from our home. 5820 NW Primino Ave, Portland, OR 97229. And my daughter goes to Stroller MS and she walks too. We do not want change to new middle school which needs a drive, and this new boundary assignment effect us, this is not making sense.
12/17/2019	James Drake	jamesldrake@gmail.com	Nancy Ryles Elem				Thank you for taking on this daunting challenge. The 4-proposed mappings don't seem to address the problem that Nancy Ryles students face which is a split at middle school with some going to Highland Park and some going to Conestoga. It would be great if there wasn't a big separation and then rejoining back at high school. Is there no way to get an entire elementary school to the same middle school?
12/17/2019	Jenny	jz8129@hotmail.com	Findley Elem				Data published by Beaverton School Dist. shows Springville and Sato only will fill up Stoller by 2025. Springville should keep its own middle school.
12/17/2019	Michael Schlabach	michael_schlabach@beaverton.k12.or.us		Meadow Park MS	Mountainside		I am writing as a parent of a child who is doing dual language at MPMS instead of attending HPMS. She will be attending MSHS because of our boundaries. More importantly, I am writing as a community member and the band director at MPMS.Our kids and families want continuity, they want to stay with their community. Currently, MPMS feeds too many high schools. BSD is in a good spot to adjust the high school/middle school boundaries so six middle schools can feed six high schools and the other three middle schools can be divided in half (or close to it).This will strengthen our AVID, band, choir, and other academic programs because these kids develop families within each. Currently, MPMS has kids going to four high schools; Aloha, Beaverton, Westview, and Sunset. This needs to be narrowed down to one or two. Right now, I have less students continuing because all their friends are going to different schools and the 'fear' of the unknown kicks in. If they all went to the same one or two schools evenly, it takes away one big unknown because they get to stay with their family.This has been a main complaint many of us have had, not being able to stay with our friends and family. Thank you for your time and patience. Your work is difficult and very important.Mike Schlabach
12/17/2019	Ayan	ayanpaul@gmail.com	Findley Elem	Stoller MS	Sunset		Our daughters attend Findley Elementary, and we are concerned about Findley being moved to the new MS. We are within walking distance of Stroller (we live in Oakridge Estate, just opposite Stroller). A large percentage of Findley students can now walk to Stroller, and I believe this number will increase in near future, given the THPRD trail expansion plans. Thus, Findley is proximate to Stroller, most of Findley is within walking distance from Stroller, and Findley neighborhood has a stable population. In contrast, if Sato/SV are to be included in Stroller, all students from these schools will have to be bused to Stroller, and the population in these elementary school boundaries are rapidly increasing due to the new houses coming up.Based on proximity, wakable distance, and the stable population in Findley neighborhood, Findley seems to be a natural choice for Stoller, compared to Sato/SV.
12/17/2019	Vani	bandekodige@yahoo.com	Findley Elem	Stoller MS			Findley is feeding Stoller since 22 years and it is unfair for students to take the bus when they live in walking distance.Please dont move Findley out of Stoller since there are only about 150 students in Findley and moving them out wont make any difference
12/17/2019	Fei Guo	feiryun@gmail.com	West Tualatin View Elem	Cedar Park MS	Beaverton		vote for map 3, west TV -> timberland

12/17/2019	Jin Huang	jinhuang922@gmail.com	Springville K-8	Stoller MS	Westview	The objectives of this boundary adjustment are twofold: a) to fill the new Timberland MS, 2) to relieve the overcrowding at Stoller. This is not a matter of which elementary can cherry-pick which MS or program to attend, such that this specific elementary can be 100% satisfied. Not Findley, not Springville, not any school. We are here to support Beaverton School District, period. What does this mean? Find a solution to utilize the existing and future resources of BSD in a most efficient manner. If there is a new middle school with 800-1150 capacity built at the center of Northeast Bethany community, the elementary schools nearby, 3 miles away maximum, should feed to that new middle school. If the elementary schools at the very north boundary of Bethany are by no means nearby an existing middle school in the south, 5 miles away minimum, why would anyone with an unbiased standpoint suggest moving all those ES students to the middle school that's at least 5 miles away? Not to mention, some Northeast elementary schools are in fact CLOSER to the south middle school being only 4 miles away. What is the point of building a new middle school if the ES nearby can simply refuse to attend such school? BSD, please unite the community, not further divide it by valuing some over the others.Thank you.
12/17/2019	Brandy Ramer	brandy.m.ramer@gmail.com	Rock Creek Elem	Stoller MS	Westview	I think it's lunacy to suggest that springville be rezoned to five oaks. I think it's selfish, and wrong, when there are closer schools to timberland and five oaks than springville. I think it's odd we are suggesting moving kids south at all frankly, when they suffer from overcrowding as well at those schools (ever try driving by tv highway at 4 or 5 o'clock pm, it's worse than 185th). Ultimately, I think that BSD has made some poor decisions and now they are opening up public commentary to make us feel like we have a say, when probably you know what is going to happen already. And it's unfortunate that kids are going to suffer because of poor planning. As a rock creek parent, if my kiddo gets rezoned to five oaks, it will be what happens, and I'll deal with it, and he's amazing and will do fine, and middle school is awful no matter what. If I stay at stoller - cool, stoller is great. if we get zoned to timberland, yay! (a brand new school - sign me up). If we go to cedar park (which won't happen but still saying - 15 kids in a class sign me up!)
12/17/2019	Ting Jiang	jt_sweetlife@yahoo.com	Findley Elem	Stoller MS	Sunset	I'm at Findley elem school district. Please don't let kid split with their friends!! We bought the house due to it[?]'s at Stoller middle school district. We need to keep at Stoller middle. Move out Sato elem or spriville. They were not at Stoller middle and shouldn't come in either.
12/17/2019	Wei Wei	weiwei40@hotmail.com				for the Dec 19th meeting, please provide the student body composition data for each of the theme also.4 themes only have the capacity data.thank you
12/17/2019	Yichun Yan	Yyclwp2007@hotmail.com	Oak Hills Elem		Sunset	I agree with MS boundary idea theme 2. Springville and Sato elementary school should go to different MS. They are still under development and there is no telling how big it's going to grow.
12/17/2019	Zoe Ding	zoe0729@gmail.com	Springville K-8	Stoller MS	Westview	Hello. After going through the 4 themes posted for 19th meeting, I found there were a lot of problems with them. The distance in the map between two schools are not true. The data occupancy for schools are off the truth. These need to be corrected. The data and the way of drawing the themes are highly biased.Since there is one committee member from Findley, I highly request that due to conflict of interest, she should be OUT to ensure the fairness. There is no committee member from springville and no one is representing us.We need the Findley committee member out!
12/17/2019	Luke Chang	lchang256@yahoo.com	Springville K-8	Stoller MS		ISB To the committee:After reviewing the theme maps 1-4 in latest email, there are several problems that need to be addressed:1. 5 Oaks Middle School is an older school design sandwiched in between residential neighborhoods to the south and west and dense business district to the east. The roads to access the school are narrow and the parking lot is small. (See Google map located here: https://www.google.com/maps/place/Five+Oaks+Middle+School/@45.5307448,-122.8545338,392m/data=!3m1!1e3!4m5!3m4!1s0x0:0x7f0929b5d687e8c0!8m2!3d45.5307448!4d-122.8534395). There is no way to fit in 1000+ students and not expect severely congested side streets and parking problems for parents. The district needs to address these issues prior to moving students to this middle school.2. Five Oaks also doesn't have large exercise or athletic grounds for large number of students. Having large number of students confined mostly indoors during fall, winter and some spring months will not be good for kids' health.3. Newer middle schools such as Stoller and Timberland have more parking and more access roads. The roads are also wider and allow many traffic to go through. The district should consider locating neighborhood children closer to these middle schools.4. The utilization capacity for Timberland middle school is low on all 4 theme maps. While other schools are close to 100% or over 100% capacity, Timberland is below 80%. That does not seem like a good utilization of a brand new middle school with excellent infrastructure. See point 3 above. District should aim to locate neighborhood kids closer to middle schools that are new and closer to them.5. Summa appears to be concentrated in 2 or 3 middle schools. The district should think of way to alleviate the Summa over concentration program and perhaps move some Summa students around to other schools, including option schools.Thank you
12/17/2019	jianqiao/huang	huangjianqiao@gmail.com	Springville K-8	Stoller MS	Westview	Here are my comments based on new theme maps1. Since Springville is a major part of this discussion, I request the committee to add springville representative. 2. Theme 2 and 3 makes Five Oaks 134% over-capacity. Switching the problem from Stroller to Five Oaks is not a solution, and not even the aim of this boundary change. Why can these be theme maps? Theme 2 and 3 should be excluded immediately. I am questioning BSD's integrity and intention to even bring up theme maps. 3. These theme maps are extremely unfair when treating SUMMA students and biased towards Findley. Based on theme 2 and 3, for example, springville normal students are sent to five oaks(6 miles from Springville), and springville SUMMA students are sent to meadow parks(7 miles away from Springville). However, in theme 1 and 4, when part of Findley is sent to Timberland, these Findley-Timberland SUMMA students seems to stay at in Stroller. This is extremely unfair when treating Findley vs other schools. 4. I request to release SUMMA holding plan for all theme maps. For example, in theme 1, how many Findley students are SUMMA? How many of them are in Timberland zone? Are these Timberland-Findley SUMMA students going to attend SUMMA at STROLLER or MEADOW park?
12/17/2019	jianqiao/huang	huangjianqiao@gmail.com	Springville K-8	Stoller MS	Westview	Newly published theme maps are extremely unfair when treating SUMMA students and biased towards Findley. Based on theme 2 and 3, for example, springville normal students are sent to five oaks(6 miles from Springville), and springville SUMMA students are sent to meadow park(7 miles away from Springville). However, in theme 1 and 4, when part of Findley is sent to Timberland, these Findley-Timberland SUMMA students seems to stay at in Stroller. This is extremely unfair when treating Findley vs other schools.
12/17/2019	Jiani Wang	wangjianiwjn@gmail.com	Springville K-8	Stoller MS	Westview	From both the standpoint of travel time and diversity, springville students should stay in Stoller middle school.
12/17/2019	Sarah Barrett	barrettsarah@gmail.com	Rock Creek Elem	Stoller MS	Westview	I live just south of Springville Road (across from PCC). I understand that I don't live where the majority of Rock Creek students live; however, we live much much closer to Stoller than Five Oaks or Timberland. For me, the distance isn't the big factor, travel time is. From my house to Stoller is 8 minutes because there isn't traffic. From my house to Five Oaks actually takes the same time as my house to Timberland because of the traffic on 185th, even though Timberland is almost 2 miles farther away. 185th is a mess and sending kids down 185th from as far north (or more) than West Union/Springville Road just doesn't make sense. If it takes me 20 minutes to drive in my car there, how much longer would a bus take with stops? I understand that no one wants to change schools, but that isn't possible. Sadly the new school is in an area without a lot of growth and is close to other middle schools. We can't change the location now. Clearly a middle school is needed closer to Springville/Sato, but that didn't happen. Working with what we have, some students from Stoller need to move out to the new middle school. The new middle school and Cedar Park need to fill to capacity before moving kids down to Five Oaks that is already pretty full. I think a lot of people say it is obvious to move Rock Creek to Five Oaks because it is so close and then we are dropped from the conversation. I think that is wrong. As I mentioned previously, with traffic, going to Five Oaks isn't as close as it might seem. But, distance isn't the only thing to consider. Rock Creek brings ethnic and socioeconomic diversity that no other elementary school currently feeding in to Stoller does. This should make a difference to BSD. It is one of their pillars, right? Lastly, there is a lot of talk about not splitting elementary schools and middle schools. In an ideal world elementary schools could feed middle schools that feed high schools and everyone gets to stay together forever. If we can't have the ideal, I think it is more important that middle schools feed into the same high school than elementary feed into the same middle schools. It might just be my experience, but I moved to a new middle school and was able to adjust much easier and make new friends there more than I was able to when my middle school split to two high schools. My middle school had only a small number of students feed into my high school, and it was much harder for me to start over in high school than middle school.BSD, please take into consideration all the aspects, not just distance, and please take into consideration the voices you don't hear on these comment forms.
12/17/2019	Xiaoying Zhang	xiaoyinger@gmail.com	Springville K-8	Stoller MS	Westview	I would like to request to add 1 committee member from each elementary school, at least the schools being affected. I strongly feel that the school boundary adjustment discussion is getting out of control, and the process needs to be more TRANSPARENT. Currently not only Springville and Rock Creek are unrepresented. The elementary schools feeding to Five Oaks are also unrepresented. Some theme maps unfairly propose to severely overload Five Oaks (and under utilize Timberland at the same time). Does Five Oaks community even know about this? Why does five oaks deserve to be treated unfairly? The standard of committee member is questionable; among the 2 "representing" Stoller area, one is from Jacob Wismer which is not even affected, one is from Findley and clearly has a interest of conflict. Springville and Rock Cree, the 2 mostly affected schools, do not have ANY representatives. This situation is not acceptable and need to be addressed immediately.
12/17/2019	Akhil Sharma	sharma.akhil@yahoo.com				I attended the board meeting for BSD yesterday. And got to hear some comments from Findley parents. Their argument was to keep Findley in Stoller so that their kids will get some exercise by walking to school as it is becoming very hard for kids to get exercise these days.Wow, what entitlement Findley parents seem to have to Stoller. Stoller doesn't exist to give their kids some exercise. It is very sad to hear such illogical comments from Findley parents. And what about other kids who will have to spend 1 and 1/2 hour everyday in a school bus, getting no exercise and losing precious time of their day which can be spent learning something new or doing something more productive than sitting is a bus going across busiest intersections in the county, going far far away south to a distant school several communities away. And for what reason? Just because Findley kids can enjoy their exercise or 1 mile walk. If you really care about exercise why can't you walk to Timberland for 2-3 miles. It will give you some real exercise, not just name sake 1 miles walk.

12/17/2019	Brooklynn Lorenzen	brooklynn1016@hotmail.com	Findley Elem	Stoller MS	Sunset		Hello, After reviewing the four themed maps proposed, it is clear that BSD is in desperate need of another Middle School to accommodate the continuously increasing Springville, Sato, and general NW portion of the district. There is continuous housing development occurring in these areas and no amount of boundary adjustment adequately accounts for this with the current Middle Schools. With the current situation, however, MS_Theme_2 is the best scenario that most efficiently utilizes ALL BSD Middle Schools AND does not appear to separate elementary school student bodies. Theme_4 and Theme_1 require Findley students to be split between Timberland and Stoller which isn't fair to students and then forces half of families to endure a much longer commute across very busy roads. Stoller is our neighborhood Middle School. Back pathways have literally been built so students can walk there and avoid busy streets. Additionally, MS_1 moves almost all of Findley completely out of Stoller which makes zero sense since again, it's our neighborhood school. MS_4 moves Findley out of Stoller, yet keeps Rock Creek in when it is 2 miles away from Five Oaks. Again, why are we forced to move out of our neighborhood school when Rock Creek and Springville aren't even in our neighborhood? Again, while none of this is ideal, MS_2 makes the most sense from a capacity utilization, neighborhood schools, and student centered perspectives. And then please start making plans to accommodate the ever-increasing household growth going on in the Springville and Sato districts.Thank you!Brooklynn Lorenzen
12/17/2019	Madhumeta Ganesh	madhu.ganesh21@gmail.com	Springville K-8	Stoller MS	Westview		Please keep Springville in Stoller, our kids will have a tough time commuting to Five Oaks
12/17/2019	Amruta	Aparicharak@gmail.com	Springville K-8	Stoller MS	Westview		Stoller is the best option for springville as Its closest in term of distance and time to school for kids
12/17/2019	Dharani Marrikunta	daddu123@gmail.com	Springville K-8	Stoller MS	Westview		Hi i am a springville parent and I have attended BSD meetings and reviewed the maps and comments posted on the BSD site. I have seen lot of of hypocritical proposals from parents who want their kid to be able to walk to school, but are fine with others kids going 5-6 miles one way to attend MS. Here are the distances from my house to the 4 nearest middle schoolsTo Springville - 0.7 miles (Not available anymore)To Stroller - 2.4 milesTo Five Oaks - 5.1 milesTo Timberland - 5.9 milesAnd just to add note to this springville school has around 11% of disability kids.I see lots of people talking about walking to school so those parents are not even considering and data and i want to know how come its a fair decision to comfort some kids with them going to same school and having same friends and torturing other kids by travelling every day 45 to 60 minutes of bus journey each way. and think about the disabled kids having this 5 mile journey 2 times a day. If a school is that far away and what should parents do during bad weather days when the bus is on snow routes or when the busses are cancelled. So BSD is adding all this stress on families and kids. please consider the kids travel distance to be minimal.Already Springville and Rockcreek kids are going to Stroller and i am not sure how removing Springville and rock creek will solve the problem. I see only way to solve the problem is move Findlay kids to Timberline and adjusting the boundaries.
12/17/2019	Joe	Joe_churchb@outlook.com					Dear MS advisory committee,Themes 1-4 posted on Dec 2019 uses a max. of 70% Timberland. Don't you agree it's like "WASTING 20 MILLION DOLLARS (1/3 of 61 millions dollars cost of Timberland) of TAX PAYERS MONEY ?I highly request you to fill the Timberland 95-100% immediately to solve any overcrowding issue at Stoller first.My recommendations are1. Move Stoller SUMMA to Timberland (And/Or)2. Move Findley to Timberland. Good feeding pattern as all the NE ES's goes to same MS(Timberland) and HS(Sunset). Also helps improving bonding in NE communities.
12/17/2019	Sushma	sushmarus@gmail.com	Springville K-8	Stoller MS	Westview		All the 4 theme maps published have either Five Oaks at over capacity or Stoller at over capacity. BSD should come up with solution better than this. Perhaps fast track an elementary school to be built in North Bethany and convert Springville to default middle school for elementary schools in North Bethany? Also, Summa program is not there in either Timberland or Five Oaks. So kids in Summa re-districted to Timberland/Five Oaks have to be separated from their elementary school friends to attend Summa program in a different school. Also, two of the maps have Findley being split feeder to Stoller. No other elementary school has been split between two middle schools. That can't be good for kids going to Findley. BSD also should give some information to parents on how they are going to make these middle school programs comparable as parents are worried about their kids going to middle schools with subpar programs or ratings.
12/17/2019	vid	mylvidya@gmail.com	Springville K-8				Keep SpringVille at Stoller MS. Fill Timberland 100% capacity as NE communities are stable in growth perspective.Springville kids deserve better as sending them to a school at 5.5 miles away and a daily commute of 35-40min one way and is ridiculous. Move Findley to Fiveoaks for stated reasons below1. Findley is closer to Fiveoaks than Springville.2. Commute takes less time from Findley to Fiveoaks3. Solves overcrowding issue at Fiveoaks
12/17/2019	Anne Chong	annechong72@gmail.com	Springville K-8	Stoller MS	Westview	Springville K-8	I would like to comment on the theme maps for the upcoming boundary change meeting for 12/19. I am puzzled as to why map 2 & 3 can be theme maps ?? Both maps are not a solution but switching the over crowded issues from Stoller to Five Oaks. I suggests that both map 2 & 3 to be excluded as it is not serving the purpose at all .Then again in all 4 theme maps the utilization of the new school Timberland is below 80% whilst other schools are over 100 % capacity.Please remain Springville in Stoller middle school as distance wise it is not practical for Springville kids to travel 5 miles 1 way into Five Oaks. The trip could take up about 30 to 40 mins 1 way to school which is way too long for the kids to be confined in a school bus. Kids are sleep deprive too as need to wake up early for bus pickup. Overall it doesn't make sense for Springville kids to travel all the way to Five Oaks.
12/17/2019	Someone	someone@gmail.com	Findley Elem				Thank you for taking the time to revisit the boundaries. Overcrowding of schools impacts kids and teachers. Please keep proximity to the school as an important criteria during the process. A lot of us live close to stoller and within a walking distance. Please keep kids in mind when splitting schools. Splitting a school could potentially cause impact to kids when they have to part from their close friends. Also please consider the future growth of communities so we dont have to put ourselves and our kids through this for atleast a decade. I understand a lot of folks buy new homes because they want their kids to go to schools in the area. All that changes when such boundary adjustments are made causing a lot of disappointment in communities. I am glad to see a lot of community involvement in this process which translates to people's interest in their kids education. I hope this process goes smoothly and does not cause rivalry between communities.
12/17/2019	Preeju Philip	preejususan@gmail.com	Springville K-8	Stoller MS			Hi Steve and Committee Members , I had a comment about the Theme maps - In Theme 1 and Theme 4 , the Stoller Utilization percentage looks huge(eg 144% in 1) in part because when we took part of Findley out of Stoller , we still kept their SUMMA portion in the Stoller enrollment total (81 Kids in theme 1) . It is mentioned in the * text but then we are not comparing utilization in Theme 1 and Theme 2 , apples to apples . It gives an unfair advantage to Theme 2 over Theme 1 because in Theme 2 we did not account for Springville and Rock Creek SUMMA kids in Stoller bringing down the utilization. If we move all of New Timberland Boundary SUMMA to meadow park then all themes are on the same page to start with
12/17/2019	Sandeep Kumar	sandysrivastava@gmail.com	Springville K-8	Stoller MS	Westview		If we define commute to School as:1. Short Commute: <= 2 Miles2. Shorter Commute: <= 3 Miles3. Long Commute: <= 4 Miles4. Longer Commute: > 4 MilesFindley's Options are: Shorter Commute vs Short Commute (to Timberland, Meadow Park, Five Oaks)Springville's Options are: Short Commute (to Stoller) vs Longer Commute than anyone (to Five Oaks, Timberland, Meadow Park)Individual Community will always make choice with the less Commute for them, but BSD must make sure that Choice from one community must not impact the choice for other community to make it unreasonable. Unfortunately it seems due to Capacity at Stoller, it cannot host both Findley and Springville (unless BSD Decides to keep using Portables). And hence if BSD decides to move either of them and they let Findley choose Short Commute (allow them at Stoller) then it will mean Springville has no option but a Longer Commute which is unreasonable as there are no other Middle School than Stoller within 4.5 Miles of Springville.BSD, Please make the Right Choice!!!
12/17/2019	Dan	luodanroyi@gmail.com	Springville K-8	Stoller MS			Good Afternoon BSD,It is totally unreasonable to see the recent four plans. Especially for topics 2 and 3, have you seriously considered this FiveOkes school? too many people! Is the new school a work of art? For viewing only? We must not accept such a plan. We require BSD members to have their own school representatives, otherwise the plan will be convincing and we will not accept this unfair treatment! Thank you !
12/17/2019	xinjie yang	xinjieyang001@gmail.com	Springville K-8	Stoller MS	Westview		Dear committee:After I review recent meeting materials and other parents' comments, let's face the fact that there are more and more parents from Findley are directly against springville community in public comments. I feel it would be unfair to Springville if one committee member from Findley community while none from Springville community. Either both have one or have none. I strongly suggested BSD committee release one more seat for Springville community.Thanks.
12/17/2019	Shiqing Yu	shiqing_yu@hotmail.com	Springville K-8	Stoller MS	Westview		Springville has 11% students with some kind of disabilities, it also has 16% students receiving free/reduce priced lunch. These numbers are significantly higher than Findley with less than 5%, while Findley has three alternative middle school: Timberland, Meadow Park and Five Oaks within 4 miles and Springville has zero alternative middle school within 4 miles. It would be an unethical and illogical decision to move Springville to a 5-mile away middle school just for Findley's convenience.
12/17/2019	Srinivasulu Gubba	gubbasrini@gmail.com	Bethany Elem	Meadow Park MS	Westview		If distance, travel time and crossing Highway traffic is the criteria for boundary adjustments, Bethany Elementary should be feeding to Stroller Middle School. Bethany elementary area is around 2 miles from Stroller and it is very close to the school. If not Stroller, It should continue with current middle school Meadow Park so that there will not be any disruption to Bethany Elementary area kids. I request Boundary adjustment committee to consider this when finalizing the middle school boundary

							Fact Check=====1. Existing Middle School Option Program ended at Springville2. New Middle School (Timberland) built for North Area is more than 5 Miles for Springville3. Only one Middle School within 4.5 Miles range for Springville which is Stoller4. All other communities in BSD has at least 1 or more Middle School within 3 Miles and that is the Home Comprehensive Middle School for that community (you can verify from BSD Data and Maps)5. Few Communities have more than 1 option of Middle Schools within 4 Miles range, E.g. Findley have Stoller, Timberland, Five Oaks, Meadow Park within their 4 miles rangeBSD, please make your decisions to have appropriate resource allocation to All Communities with Equity!!!
12/17/2019	Sandeep Kumar	sandysrivastava@gmail.com	Springville K-8	Stoller MS	Westview		
12/17/2019	Vijay	vijay.m@outlook.com	Springville K-8	Stoller MS	Westview		Dear BSD boundary adjustment committee members,Yesterday I was able to review all the 4 themes put out for 12/19's meetings. I see there is a problem with Theme#2 and Theme#3, which moves Rock Creek and Springville into Five Oaks MS from Stoller MS. This will increase the five oaks MS enrollment which will endup in the same situation as Stoller, also this involves some schools in the south of US26.The whole idea of the exercise is A) to find feeder schools to Timberland, and B) Reduce the overcrowding at Stoller MS. The logical thing is to move Findley to Timberland MS. This meets both the above goals. Also moving Springville/RC to Five Oaks is not same as moving Findley to Timberland, as Timberland is a brand new school and it needs feeders, whereas Five Oaks is already at capacity. This is the least disruptive option. There are lot of students in the northern most part of Springville Zone, and its 5.2 miles for them to travel to Stoller through the busiest intersection (185th & US-26) in the county. This equates to 30+ minutes of commute time. The students will be tired and will not have any time for extra curricular classes. Also studies show that bullying on school buses increases when the commute time is longer.Keeping Rock Creek and Springville in Stoller will increase the socio-economic diversity, as more than 15% students are eligible for free lunch compared to 5% at Findley. Regards,Vijay
12/17/2019	Vijay	vijay1699@gmail.com	Springville K-8	Stoller MS	Westview		Respected BSD Advisory Committee MembersI appreciate you all the committee members volunteering their time to solve the middle school boundary issue. After couple meetings, I feel couple of committee members seriously have conflict of interest [community they live is part of boundary adjustment - affecting their MS choice]. I am surprised to see them being on the committee. So, my request is for the rest of the members to be aware since they will pursue others keeping their interest vs the rest of BSD kids. That's sole reason why they are on the advisory committee. Thank you for your support.BSD Parent
12/17/2019	Michelle Tegenkamp	michelletegenkamp@gmail.com	Raleigh Park Elem				I completly support keeping feeder schools together going into middle school. However I have some concern as 1 options shows Raleigh Park still be split in for middle school and have also heard mention of part of our school boundary being moved and a section of our school being pulled into Ridgewood elementary. I would strongly urge Raleigh park's boundary stay intake as there is no safe route for this section (area south of walker, north of canyon, east of 217) of homes to reach any other school beside Raleigh Park. We are also a smaller elementary school and pulling more students from our numbers does not seem right. This is a strong community and the students that attend this school are a huge component of that. I support any proposal that keeps our current elementary school intake and keeps our school intake going into middle school.
12/17/2019	Vamsi Polisetty	vk_polisetty@hotmail.com	Bethany Elem	Meadow Park MS	Westview	Health and Sciences/SST	For Bethany Elementary area, Stoller would be the closest middle school when compared to other middle schools. Keeping the Highway Crossing, distance, travel time and safety of kids in mind, I request the committee to revise the boundary such that Bethany Elementary feeds to Stoller or leave the current boundary as is with no disruption. Thanks.
12/17/2019	Irvin	IrvinGadsden@aol.com	Springville K-8	Stoller MS			We stay in Stoller for reasonable reasons. Some Findley parents think they are 2.5 miles from the new school. Divide us into nearly 5 miles? What is the reason for this? Stoller is a school in the school district, not the property of some Findley parents. Findlay's flyers let us know the purpose of some parents. If you have the guts to spread, you should have the guts to let BSD see! BSD employees should see this flyers with their own eyes.
12/17/2019	Mansen Wang	mansenwang@yahoo.com	Springville K-8	Stoller MS			I just reviewed the 4 themes in the latest meeting agenda. The 2 objectives of this boundary change are feed the new middle school with 800 students and keep Stoller about 90% capacity (970 students). Themes 2 and 3 don[?]t make sense at all. These 2 maps switch the overcrowded problem from Stoller to Five Oaks, but still not feed Timberland with enough students. Theme 1 is the most reasonable one, but still have some room to improve, such as, unload Stoller further, and feed more students to Timberland. I will suggest move whole Findley students to Timberland and may consider move Summa from Stoller to Timberland too. I calculated the number based on the projected year 2021 data. If only Springville, Sato, and Jacob Wismer feed to Stoller, the 6-8 students will be 1,215. If we subtract the students go to Summa and optional school (I don[?]t have such data, only did an estimation based on the number from the theme 1), the total students should be around 1,000 for Stoller in year 2021, which meet the goal of keeping Stoller about 90% capacity. On the other hand, the total students at Timberland will be around 1,000.
12/17/2019	xinjie yang	xinjeyang001@gmail.com	Springville K-8	Stoller MS	Westview		Here's few more thoughts:1: I have seen many comments stating that the fast growing in north bethany results in Stoller's over-capacity. Yes , it is growing. But let's face the facts: there are new buildings throughout the entire Bethany area in the past few years, Springville have, sato have, Findley have, even Jacob have some. Please don't put all area's contribution on just Springville Community, it was just unfair. And Please don't judge using imagination stating Springville will grow fast endless. Please compare Map of Springville and planner Map of north Bethany, 90% of the new structures have finished, and all will finished in just one or two years. So yes we are not as steady as other community yet, we will soon be steady shortly.2: I still don't understand why We Springville should be pulled into discussion like this because we are waaaay north at Beaverton District. Ignore the huge PCC rock creek campus and farm lands west of 185th, major residents(>95%) are living east of PCC. After some Findly parents draw many maps trying to send Springville kids far away for Middle school, we have to spend so much time and effort just to ensure there's voices other than Findley's can be heard. The whole process should be done correctly and fairly from the start, including fair presentations opportunities and joining committee. 3: Many comments suggest sending springville to 5 oaks to solve overcapacity of Stoller just as some theme map shows. I agree Stoller's will be issue No.1, BUT please considering filling brand new Timberland at least >85% and make use of the capacity of Cedar Park. It will be a huge waste for some maps that the new Timberland and Cedar Park only fills around 60% or even lower(40%) while making 5 oaks another overcapacity school by at least 134%.4: I really hope anyone concerns may know more about Springville community and support us.Thanks.
12/17/2019	Radha Muddu	radha.m@gmail.com	Springville K-8				Dear Committee members, I wanted to offer you some facts which are unbiased, factual statements, which nobody can deny. 1.Fact #1: The closest comprehensive MS to Springville is Stoller at 2.2 miles. Findley has TWO middle schools within a reasonable commute time (1.2 vs 2.6 miles)2.Fact #2: If Springville feeds into Five Oaks, the biggest impact will be the long commutes for kids – It will be close to 1 hr for folks living in the northern most part of Bethany. The commute times will be incredibly long, which will leave no time for homework[?]s and extracurriculars and family time, all of these are important for their well-being. [?]Each additional minute of commuting is associated with a 1.3-minute reduction in sleep. To put that in perspective, if one student had a 10-minute commute, and a second had a 30- minute commute, the second student would get an average of 26 minutes less sleep.[?] (Source: Journal of Planning Education and Research, Volume: 39 issue: 2)3.Fact #3: Long commute time leads to increased Bullying and screen time, both of which will have severe negative ramifications4.Fact #4: The 185th/Evergreen intersection is the BUSIEST INTERSECTION in the entire county - Having school buses navigate through these busy stretches would not only cause hardship to kids but would also add more traffic through these already very busy stretches. (https://www.co.washington.or.us/LUT/Divisions/TrafficEngineering/Programs/upload/2018-Traffic-Count-data.pdf, https://www.beavertonoregon.gov/323/Traffic-Counts)Please remember these when you are working on making new boundary adjustments. Please do not fail our kids – they are counting on you to make an equitable decision.
12/17/2019	Vijaya	vijaya.arjun@gmail.com	Springville K-8				Please keep springville elementary students into stroller middle school.
12/17/2019	Sandeep Kumar	sandysrivastava@gmail.com	Springville K-8	Stoller MS	Westview		Just looking at BSD Maps, it seems the need for the New Middle School was in North or North West. But the new Middle School (Timberland) is built in North East/Central region (There will be some reason for this Good or Bad forecast/inputs, only BSD can clarify)But it makes BSD Map little odd as the Middle Schools are not Appropriately Located and Distributed Equal for All Communities.And if the Locations of Middle Schools are Not Appropriate and Distributed Equal for all the Communities then following happens:1. Few Communities end up with no or just one Middle School in Proximity (E.g. Springville have only Stoller within 3 miles)2. Just one Middle School with too many communities in proximity (E.g. Stoller)3. Few Communities have too many options within reasonable distance/commute (E.g. Findley, Terra Linda, Oak Hills have many options of Middle Schools like Timberland, Stoller, Meadow Park, Five Oaks)When the Resources (Middle Schools here) are not accessible and in proximity Equally to all the Communities, then those communities (E.g. Springville) who have difficulties in accessing the resource must not be pushed further when little support from other communities (like Findley) by moving them to other resource (New Middle School in this case) can go long way in having a Suitable and Sustainable Resource Sharing.BSD, Please consider it and help those communities who are on boundaries.
12/17/2019	Philip	supjphilip@gmail.com		Stoller MS			I was able to spent some time looking at the different themes released yesterday . Here are my thoughts on Theme 1 where Stoller is Springville , Sato , Jacob Wismer and part of Findley Theme 1 Merits - 1. Looks equitable in terms of commute time for kids , we are not gravely inconveniencing one set of kids to provide comfort for another set . 2. In my opinion , Findley has a new school and a couple of great options for MS at a reasonable distance so they are moving out partly in this theme to make some space available which is great . I believe all of Findley could go to the new school if they dont want to Split . 3. Aloha Huber finally gets to go nearby rather than travelling 3.5 miles to Five Oaks Now these are the refinements needed in Theme 1 to make it work 1. Stoller enrollment can be brought down considerably by moving all of Stoller SUMMA to Timberland . In my opinion , it is better to bus a handful of kids to Timberland from Stoller boundary for SUMMA rather than the busing more than 400 kids from Springville to Five Oaks, 5 miles each way . It is unreasonable for kids to have to spent time on long commutes when there are other logical options and a brand new school . 2. If we move SUMMA to Timberland , Timberland Capacity will be better used . 3. If Stoller still needs space , you have to look at moving all of Findley to Timberland . Sorry , I have nothing against Findley but Springville is in North Bethany and has no reasonable MS option other than Stoller and we need to use Timberland rather than kicking the can down south .
12/17/2019	Leda Mareth	ledamareth@hotmail.com	Rock Creek Elem	Stoller MS	Westview		How come none of the four maps for next meeting actually addresses the overcrowding issue in the middle schools? Can BSD come up with a proposal that actually solves the problem it is supposed to address?

12/17/2019	Courtney C	CourtyQ012@gmail.com	Elmonica Elem				Hello,I strongly ask that you do not split up the current Elmonica students again for five oaks and meadow park. The boundary change last year for Elmonica affected many students and was very difficult for them, including my daughter. She has always been informed that five oaks will be her middle school and many students already attended the five oaks open house. Now it's going to be changed?? This isn't fair to the students who have already been affected by the boundary changes for this year. Please think about how this is affecting the students. Please strongly consider Map 1 so that these students don't have to struggle more.Thank you.
12/17/2019	Philip	supjphilip@gmail.com		Stoller MS			I was able to spent some time looking at the different themes released yesterday . Here are my thoughts on Theme 2 where Stoller is Sato , Jacob Wismer and all of Findley 1. This Theme is a classic case of kicking the can down south and keep the east schools and new school underutilized . 2. This theme is making Springville kids commute upto 6 miles each way just so that Findley can be comfortable ? This is definitely not per advisory committee operating agreements to Assume best Intentions for all . 3. Five Oaks in this theme is over utilized at 134% and I did my numbers which says that even if you take out Bethany elementary to Meadow, Five Oaks will atleast be overcrowded at 120% . So Five Oaks cannot really take Springville even after sacrificing Beaver Acers and others . 4. In my opinion , Findley has a new school and a couple of great options for MS at a reasonable distance so it makes the most logical sense to move Findley to the new school and not overcrowd the south .
12/17/2019	Divya	theraogirls@gmail.com	Findley Elem	Stoller MS	Sunset	ISB	Dear BSD Committee members and BSD staff,Thank you for all the effort you all are putting into this boundary adjustment process. I saw all the data and the four theme maps put out by BSD yesterday. While I appreciate the effort that went into it I would sincerely request you all not to consider any themes that proposes split elementary feeding into different middle schools. I see that theme 1 and theme 4 propose to split Findley elementary into two. As a concerned mother I would plead with all of you to not separate my kids from their childhood friends when they are entering the sensitive period of pubertal growth. My daughter is very concerned about this and keeps asking me what I am doing to prevent this from happening. I am seeing this helpless feeling in other parents from south schools who are already facing this predicament. In spite of lack of participation in meetings from South schools some concerned south parents have left comments on this website to reconcile all split feeder patterns esp Nancy Ryles, Cooper mountain, Hiteon, Raleigh Park etc. Maybe some parents are disappointed about split feeder decisions made in the past and feel disinterested in attending the meetings. Please this is the time to right the wrong for all these elementary kids. Please do not split feed any elementary schools including Findley as these kids are vulnerable during their prepubescent years without their childhood friends to lean on. Why only some kids in some schools have to endure such emotional upheaval ? Some parents are suggesting splitting Findley like its just a numbers problem to be solved on paper without thinking about the emotional well being of these kids. How come no split feeding is being proposed for any other elemenatry schools other than Findley north of US 26 ? Some parents who are suggesting splitting are not putting themselves in the shoes of a child. A kid would happily travel an extra mile on the bus with their childhood friends to keep them company than to be left out of tight knit groups formed from elementary in a new middle school. In fact groupism based on which middle school they might go to will start in the 4th and 5th grades it self as its more practical especially for coordinating group activities that continue into middle school.Split feeding middle schools to different high schools is not as worse as elementary split feeding because the kids are more resilient and mature in alignment with their emotional and physical development. Please read the research studies which emphasize this point.Based on the new data about THPRD trails that are going to be developed almost 73% of the Findley community can walk to Stoller rain or shine. In the BSD briefs sent out this Monday there is a section about necessity for moderate exercise and emphasis on walking to school. Why punish these kids who can all walk to their neighborhood school by bussing right past Stoller middle school that they always dreamed of attending with their brothers, sisters and neighbor friends.Lastly please ignore the one sided social media comments which have been selectively copy pasted on this website ignoring the hurtful comments of certain SPV parents who engaged in a tit for tat conversation on social media. This BSD comments section is a professional public forum that should not be used for venting. Please do not let the antics of a few loud parents to distract you from focusing on data and logic on the Dec 19th meeting. Please set the ground rules before public comments for maintaining civility and setting a tone of agreeing to disagree amicably.
12/17/2019	Aditi Pote	acacpamom@gmail.com	Springville K-8	Stoller MS	Westview		Please keep Stroller as the default middle school for Springville elementary. Middle oaks is not a viable option considering traffic and distance.
12/17/2019	jian he	hejian0301@yahoo.com	Springville K-8	Stoller MS	Westview	Springville K-8	We very concerned there are Findley parents in the committee, BSD please don't let them to be the judge, it will be very unfair to Springville kids.Also I looked at the 4 theme maps, I think they are very misleading, it shows Findley is farer to Timberland than Springville to 5 oaks, but in reality the distance is 2.5 miles vs 4.8 miles, there are some tricks inside the maps, please show the distance on the map as well, also the data is not accurate as well.Why not use the new middle school to 95% capacity instead of overloading 5 oaks? we are short of school in North Bethany area, but there is one brand new middle school only has 80% capacity to feed in, what's a joke?
12/17/2019	Sandeep Kumar	sandysrivastava@gmail.com	Springville K-8	Stoller MS	Westview		I see few communities asking to be at certain Middle School because it is Walkable.Walkability is only a Factor if All communities in BSD have Middle School at Walkable Distance and if not it must not be used to give priority to those communities who are Walkable and held against other communities who cannot Walk?Being BUSed is not a LUXURY and indicative of Resourceful and Walkability is not an ORDINARY and indicative of and of Lack of Resource. In fact it is otherwise.Being BUSed with no option of Walkability is actually indicative of ORDINARY and of Lack of Resource of nearby School.Please don't punish the ORDINARY!!!
12/17/2019	jitu	jrathod81@gmail.com	Springville K-8	Stoller MS	Westview		Findley is closer to Stoller but it is also more close to Timberland, Meadow park and Five oaks. Findley group claiming that they have to travel additional distance to go to Timberland. Ok they have to take a bus..but what about Springville students if they have to go to Five oaks, it would be the longest distance a middle school student has to travel. In addition, consider the traffic in Springville road, leading to 185th, US26, they have to beat all this spend additional 40 mins just for travelling. Just doesn't make any sense. Compound the problems for Springville students during winter.Findley to Timberland is mostly internal reads with less traffic issues.Findley claims legacy but Rock Creek can claim the same too.so can Bethany elementary who were with Stoller at some point in time.Also Springville and Rockcreek students to Fiveoaks won't solve anything. It will only increase in additional load at Five oaks.
12/17/2019	Shawli Sengupta	shawli22@yahoo.com	Springville K-8	Stoller MS	Westview		After looking at the theme maps 2 and 3, I didn't understand why or what logic justifies sending Springville kids 10 miles round trip each day to attend middle school at Five Oaks. If we consider distance Findley is closer to Five Oaks, Timberland and Meadow Park. Busing Findley kids to Timberland is easier. This will also help to fill Timberland up. Also the middle to high feeder pattern will be maintained.
12/17/2019	Shawli Sengupta	shawli22@yahoo.com	Springville K-8	Stoller MS	Westview		I have heard and read numerous insensitive comments, that since Springville kids are already on the bus, busing them additional 2 miles will have no impact. I found those comments insensitive and meaningless. I don't know what kind of faimess and equality we will teach our kids. Findley kids cannot commute 2.6 miles to Timberland, but Springville kids can commute 5 miles one way everyday. How can anyone possibly think it is fair for the Springville kids to commute 10 miles everyday to attend middle school?
12/17/2019	Swetha arutla	Swethaarutla@gmail.com	Springville K-8	Stoller MS	Westview	Springville K-8	Please keep stroller for springville
12/17/2019	varsha	a.varsha26@yahoo.com	Springville K-8	Stoller MS	Westview		Findley students going to Timberland will cause the least disruption to all schools. Of course some might say their students have to take school bus rather than walking but that is nothing compared to if Springville and Rockcreek students have to travel to Five Oaks. if Springville students have to go to Five oaks, it would be the longest distance a middle school student has to travel. In addition, consider the traffic in Springville road, leading to 185th, US26. Findley is closer to Five oaks compared to Springville..so ideally Findley should be first in line to be considered for Five oaks.Timberland middle school was created to reduce the load on Stoller. So areas near Timberland including Findley should go to new middle school rather than asking Springville students to travel such a long distance on the other side of US26 and beyond.
12/17/2019	Zack Potocki	zachary_potocki@beaverton.k12.or.us	Findley Elem	Stoller MS	Sunset		I've had a chance to hear lots of thoughts on this topic from a wide variety of people. It seems that many people are putting a very high priority on walkability. This, to me, seems like a somewhat insignificant issue to base this decision on. The far more important issue for kids at this age is social and emotional health. They should go to high school with the same people who they have formed social bonds with during their time in middle school. I live about two blocks from Stoller, but I would much rather have my children take a bus for three years and then start high school with a strong support system of friends, as opposed to walking to school, but then losing much of that support group going into freshman year. High school is a scary transition, but having friends to lean on helps ease that difficult transition. Sending Findley kids to Timberland is a logical solution to the overcrowding problem at Stoller. Splitting Findley based on the path of a creek due to walkability would be the worst possible solution for the sake of the children.
12/17/2019	Ravali Kasam	c.ravali@gmail.com	Springville K-8	Stoller MS			Dear BSD Committee, I support Theme 1 of the middle school boundary map. Theme 2 and Theme 3 do not make any sense, as they are proposing moving over stressed kids to an over crowded school(springville to fiveoaks). If theme 1 is still a problem for stroller in terms of capacity, summa can be moved to timberland.It is just a simple choice, do we want to over stress around 400 kids by sending them to a over crowded school far away(springville to five oaks) or do we adjust summa program so it can be moved to an under capacity school like timberland. I hope you make the logical choice.In the past comments, I have seen a lot of parents worry about their kids friendships, their property values and their legacy/attachment to the middle school. I understand the sentiment but unfortunately safety and well being of the kids are more important than anything. As a mother of two young kids, I am concerned about the negative impact this long commute will have on the young minds and safety issues that may arise. Theme 1 of the map ensures every students well being.

12/17/2019	SANJOY SAHA	sanjoy123@gmail.com	Springville K-8	Stoller MS	Westview		I watched the board meeting for BSD yesterday andgot to hear some comments from Findley parents. Their argument was to keep Findley in Stoller so that their kids will get some exercise by walking to school as it is becoming very hard for kids to get exercise these days. It is very sad to hear such illogical comments from Findley parents. There snobbish and selfish attitude of Findley parents is clear like daylight with no care for any other neighbor kids but only constantly thinking about their own home prices. What about the Springville ES kids who will have to spend 1 and 1/2 hour everyday in a school bus, getting no exercise and losing precious time of their day which can be spent learning something new or doing something more productive than sitting is a bus going across the busiest intersections in the county, going far far away south to a distant school several communities away. And for what reason? Just because Findley kids can enjoy their exercise or 1 mile walk. If you really care about exercise why can't you walk to Timberland for 2-3 miles. It will give you some real exercise, not just name sake 1 miles walk.
12/17/2019	SANJOY SAHA	sanjoy123@gmail.com	Springville K-8	Stoller MS	Westview		Here are few comments on the based on the recent theme maps:1. In Theme Map 2 and 3 , we can clearly see that moving Springville to Five Oaks will not solve anything but only move overcrowding to another school.2. Please maintain equity of commute time . We are sacrificing the mental sanity of 400 kids of Springville to just keep Findley happy3. request for adding a committee member from every Elementary school, at least those being affected4. although the maps are from public, BSD is responsible for filtering them and exclude those clearly biased and unfair ones. BSD needs to justify theme 2&3, what are the motivations of severely overloading Five Oaks and under utilizing Timberland? If those 2 maps can't be justified, they should be discarded immediately.
12/17/2019	Min Pan-Lee	minni_pan@hotmail.com	Springville K-8	Stoller MS	Westview		By looking at the four themes posted online, I found that Theme 1 has stoller overcrowded but Cedar Park and new school are underutilized. Themes 2 makes Five Oaks overcrowded and new school underutilized and makes Oak Hills and Springville students suffer long distance travel everyday. and Theme 3 makes both Stoller and Five oaks overcrowded and new school underutilized, also West Tualatin kids are in different high school than other kids in new school, Springville kids has to suffer from long distance. Theme 4 makes Stoller overcrowded, but other middle schools are fine. Overall, Theme 4 is the best if RC moves to Five oaks.
12/17/2019	YY	yyinny@hotmail.com	Findley Elem	Stoller MS	Sunset		North Bethany needs it's own Elementary school, Middle School and High School to accommodate the continuously growing neighborhoods which have very large population already!
12/17/2019	Karen	john.karen.roberts@gmail.com					I know emotions are high within the community right now regarding the boundary adjustments. I think that in all of this emotion many of us have forgotten what the committee has set out to do: bring Timberland to functional capacity and relieve the overcrowding at Stoller. I've had a chance to look at the recently released themes that have resulted from the last few committee meetings and find that themes 2 & 3 not only leave Timberland underutilized, they also create an extreme overcrowding of Five Oaks. While themes 1 and 4 are still not where we need them to be, they provide a starting point that is much closer to meeting the end goals of the district. I believe that just a few tweaks to themes 1 and 4 will bring Timberland to functioning capacity and greatly reduce the burden on Stoller WITHOUT creating an even greater overcrowding situation in Five Oaks. These adjustments would also allow for the least ripple effect among the whole of the district. With Stoller having the capacity issue that it does, in conjunction with its being the only local option for the northwestern most schools within the district (Springville and Sato), it would be in the best interest of the district to move SUMMA to Timberland. Stoller is already facing a need to downsize at the same time that Timberland is in need of filling. By directing SUMMA students to Timberland the district can accomplish two goals at once: reduce students attending Stoller and increase students attending Timberland. This move would allow for SUMMA students to be in a new school with the most current technology, would reduce numbers in themes 1 and 4 to within more reasonable bounds for ALL middle schools within the district, and would allow for the assigned feeders to be within a reasonable commute of their middle school. Another added bonus of this move would be creating a high school feeder pattern that would allow for middle school friendships to move together to high school. With the feeder patterns set forth in themes 1 and 4, Timberland would become a feeder to sunset while Stoller would become a feeder to Westview. This is a great opportunity to provide continuity for our students in their most vulnerable years!
12/17/2019	Jun Jiang	junjiang9999@gmail.com		Stoller MS			Proposed Stoller feeder schools: Findley, Jacob Wismer, Sato. Findley cannot be split. Splitting school is not a longer term solution for reducing overcrowing at Stoller.
12/17/2019	Lisa Yan	lisa.h.yan@gmail.com	Findley Elem				Two growing communities, Sato and Springville, feeding into Stoller is causing the crowding issue. The only sustainable long term solution to reduce overcrowding is to have just one of those growing communities feeding into Stoller, but not both.
12/17/2019	Xiuyun Zhang	flyeeyun@yahoo.com	Springville K-8	Stoller MS	Westview		After looking at the posted four Themes carefully, it is very apparent that both Themes 2 and 3 cause the new issue of overloading Five Oaks while still not fixing the Stoller crowdedness issue; in addition, the number of students at Timberland for both themes is even below the required minimum attendance (i.e. 800 students) in September 2021.Theme 1 makes the most sense and can meet both objectives as set by BSD by small tweak of moving the whole Summa program from Stoller to Timberland. With this change made, if the permanent utilization at Stoller still does not meet the goal, my recommendation is to make slight adjustment to Meadow Park and Cedar Park considering that both schools have space, especially Cedar Park.Springville has 14% of free/reduced lunch while Findley has 2% and Jacob Wismer has 4% only. The data of student body composition along with feeder patterns from middle to high school clearly show that Springville needs to stay at Stoller.I believe that BSD board and committee will make wise decision by considering the impacts on all communities, not just certain ones.
12/17/2019	Jiani Wang	jennywangwjn@gmail.com	Springville K-8	Stoller MS	Westview		After looking at the posted four Themes carefully, it is very apparent that both Themes 2 and 3 cause the new issue of overloading Five Oaks while still not fixing the Stoller crowdedness issue; in addition, the number of students at Timberland for both themes is even below the required minimum attendance (i.e. 800 students) in September 2021.Theme 1 makes the most sense and can meet both objectives as set by BSD by small tweak of moving the whole Summa program from Stoller to Timberland. With this change made, if the permanent utilization at Stoller still does not meet the goal, my recommendation is to make slight adjustment to Meadow Park and Cedar Park considering that both schools have space, especially Cedar Park.Springville has 14% of free/reduced lunch while Findley has 2% and Jacob Wismer has 4% only. The data of student body composition along with feeder patterns from middle to high school clearly show that Springville needs to stay at Stoller.I believe that BSD board and committee will make wise decision by considering the impacts on all communities, not just certain ones.
12/17/2019	Yanping Zhang	zhan0645@yahoo.com	Jacob Wismer Elem	Stoller MS	Sunset	ISB	it is more reasonable to keep students from Findlay to Stoller, the students graduate from Findlay always go to Stoller middle school for so many years.
12/17/2019	Amaravathy Arunachalam	amaravathy@gmail.com	Springville K-8	Stoller MS	Westview	ISB	Stoller is the most viable option for Springville elementary, five oaks is too far when comparing distances.
12/17/2019	Sirisha Gandikota	Sirigandik@gmail.com	Springville K-8	Stoller MS	Westview	ISB	Please consider the distance of the elementary school to the middle school. Springville kids will have to bear the burden of commuting More than double the distance and time if they have to go to five oaks - just for the luxury of Findley school kids. Also consider the real purpose of building the timberland school in the close proximity of Findley, cedar park, Terra Linda, Bonny slope. If these school kids are not going to timberland, what real purpose does this school serve? Please evaluate all these parameters before making a call on the boundaries.
12/17/2019	Ashwini	Ashujain.guttal@gmail.com	Springville K-8				Hello, My daughter goes to Springville elementary school. We have few main concerns regarding the boundary change decisions.1. Long distance to the middle school - distance to stoller middle school is 2.4 miles whereas the distance to five oaks is 5.1 miles.Moving the kids from springville to five oaks would make the kids travels around 5 miles one way spending a lot of time in the bus which instead can be used for other Extra curricular activities which the kids will benefit from. I feel it would be extremely unfair to the springville kids to travel 10 miles each day whereas findley kids would only need to travel for around 1 mile if they get moved into stoller. So, one school would end up traveling 10miles versus the other school which would be traveling for around a mile. It would be fair if neither of the schools has to travel far distances. Keeping this point in mind, my request to the committee would be to be fair to both the schools. If springville kids get fed into stoller and findley kids get fed into timberland, then both the schools will be given equal opportunity. Doing this way would be fair to both the schools and no school kids will have to travel more than 3 miles one way every day. Please consider this while making any decision regarding the boundary changes.
12/17/2019	Satoko Watt	satoko.watt@gmail.com	Springville K-8				I think BSD is struggling to adjust boundary. Thank you for trying to adjust under a difficult situation. I was looking at theme maps that were shown on 12/16. I suggest SUMMA move from Stoller to Timberland using map 1. This will reduce overcrowding at Stoller. I would like to see the population after SUMMA is moved from Stoller. Springville has only Stoller within a reasonable distance. According to BSD, the goal is to be as efficient as possible and minimize the time a student is being transported. Capacity is very important but commute time is just as important and should be considered carefully. Please adjust equally. Thank you.
12/17/2019	Jaya Yannam	jaya_yannam@hotmail.com	Springville K-8	Stoller MS	Westview		I support theme 1 of the bsd proposed maps
12/17/2019	Gauri Trivedi	Gauritri@gmail.com	Springville K-8	Stoller MS	Westview		Hello BSD and Committee Members,The presence of map 2 and 3 as possible options for redistribution of middle school boundaries is really disappointing. It is very clear that both options do not meet the objectives laid down. Those maps lead to overcrowding of Five Oaks, Underutilization of Timberland and take away economic diversity from Stoller. Also, it puts unnecessary hardships on one particular set of elementary school kids.BSD has a responsibility to be fair and equitable towards ALL its students and I hope that is what will happen when we are done with this boundary readjustment process.

						<p>this proposal is to consider a long term sustainable solution for middle school boundary adjustments. Based purely on data and facts to reduce overcrowding, looking at the feeder patterns, Student Body composition and community involvement. Proposed boundaries: Goal: Redraw BSD MS boundary to reduce overcrowding at Stoller, feeding new MS (Timberland), with the least disruption to elementary boundaries, balancing diversity and demographic distribution across BSD - a solution in alignment with BSD objectives. Proposed Stoller feeder schools: Findley, Jacob Wismer, Sato Proposed Five Oaks feeder schools: Springville, Rock Creek, Elmonica, McKinley Proposed Timberland feeder schools: Oak Hills, Terra Linda, Bonny Slope, Cedar Mill, West TV Data and Facts considered for the proposal: 1. Reducing overcrowding: A. BSD should look at a long term solution that reduces overcrowding at Stoller. The current enrollment of 1560 in Stoller is ~45% higher than the permanent capacity. Current feeder schools to Stoller: Findley, Jacob Wismer, Sato, Rock Creek and Springville. B. Two growing communities, Sato and Springville, feeding into Stoller is causing the crowding issue. The growth projection data can be viewed from the PSU study in (pages 36,37,38): https://pdxscholar.library.pdx.edu/cgi/viewcontent.cgi?article=1129&context=enrollmentforecasts. C. The only sustainable long term solution to reduce overcrowding is to have just one of these growing communities feeding into Stoller, but not both. This proposal is in alignment with the learnings from the past BSD boundary adjustments for solving the overcrowding issue as referenced here: https://www.oregonlive.com/north-of-26/2014/11/findley_elementary_offers_a_hi.html. The article clearly states that BSD did capping for new students who had never attended Findley school before and they were bused to a different school. BSD had set the precedent for this kind of plan themselves. 2. Feeder Patterns: A. Elementary school communities that are closer and walkable to middle are always encouraged to feed the middle school. B. Stoller is the neighborhood school for Findley elementary community. All of the Findley community is within 1.5 miles of Stoller. Almost 30% of Findley community students walk to Stoller. More THPRD trails are expected to be built in the coming 2 years increasing the walkability further. C. Findley elementary boundary stops at the doorstep of Stoller. Based on proximity, walkability and a stable population count, Findley is a natural feeder school for Stoller. D. Currently Bethany Elementary is feeding into Meadowpark Middle School - drive includes travel on US26 and ~4.5 miles. The proposed farthest travel for Springville Elementary is also 4.5 miles to Five Oaks MS. The travel time will further reduce with the new road connections between N Springville road and NW 185th as per the North Bethany development plan from Washington County. E. Rock Creek Elementary is equi-distant from Stoller and Five Oaks, both not in walking zones. So, feeding Rock Creek into Five Oaks is justified. 3. Student body composition: A. Student body composition is a very important factor that is needed for the overall development of a middle school. The current demographics from greatschools.org for middle schools is as below: Stoller: White 44%, Asian 42%, Hispanic 7%, Two or more races 6%, Black 2%, American Indian/Alaska Native <1%, Hawaiian Native/Pacific Islander <1%. Five Oaks: White 41%, Hispanic 39%, Asian 9%, Black 5%, Two or more races 4%, Hawaiian Native/Pacific Islander 2%, American Indian/Alaska Native <1%. The demographics for Springville are: White 46%, Asian 33%, Hispanic 13%, two or more races 5%, Black 2%, American Indian/Alaskan Native <1%, Hawaiian Native/Pacific Islander <1%. B. The stats also show that students from low income families contribute to 55% of Five Oaks Middle school, where as Springville has only 17% of low income families. C. From the above demographics, it can be seen that a better demographic distribution and a balance in economic and cultural diversities can be achieved across BSD by having Springville feed into Five Oaks. D. Adding Springville to Five Oaks will help diversify and strengthen Five Oaks school and this will in turn create a stronger Five Oaks school community. This will reduce the divide within BSD schools situated north and south of US26 and cause betterment, unification and better interaction between the north and the south schools within BSD. Findley community brings significant language and nationality diversity to Stoller (~37 languages from several countries around the world). 4. Community Involvement: A. Neighborhood school is an essential requirement for community safety, higher community involvement and overall community satisfaction. B. Stoller is a great [?] neighborhood [?] school to Findley and Jacob Wismer because of proximity and accessibility (farthest point for both schools within walking distance of ~1.5 miles). Center of Springville is ~2.2 miles from Stoller, with much higher distances for farther residents of Springville. C. Being the oldest school fed into Stoller, Findley parents have been putting in countless volunteer hours and money over the years and nurtured the Stoller middle school with a great deal of love and commitment to excellence, resulting in high ranking of Stoller middle school. D. Parent involvement, commitment, and volunteering are only possible because of the proximity and accessibility to Stoller, making it the perfect example of neighborhood school that has a great support from the Findley community for more than 20 years. Springville community should work with BSD for creating a new middle school or reinstating Springville middle as a neighborhood school as both Stoller and Five Oaks are not in walking zones. While this is underway, Springville community feeding into Five Oaks will result in improvement of ratings for Five Oaks with involvement and commitment from Springville</p>
12/17/2019	Anant & Sharada Jahagirdar	anantshruti@gmail.com	Findley Elem	Stoller MS	Sunset	
12/17/2019	Vikram Vemulapalli	vikramv@yahoo.com	Findley Elem	Stoller MS	Sunset	Hello BSD, As part of boundary adjustment I request the committee to make sure that NO elementary school is split. National Studies have shown that linear progression of elementary schools intact into middle school is very important for overall development of kids. I strongly urge and request the committee to have Findley elementary feed intact into Stoller. Stoller is right at the edge of findley boundary. It's unfathomable to imagine such a proximity ES is being considered potentially for a move to a far off middle school in some of the themes, which goes against the principles of natural justice.
12/17/2019	Hrushu	Hrushik@gmail.com	Findley Elem	Stoller MS	Sunset	Pls take into consideration the proximity and long history of Findley community building strong Stoller school community through volunteering. We are expecting Findley to feed into Stoller. There have been ill advised proposals to split Findley to feed into two different middle schools, research has proven it to be detrimental to kids transitioning into middle school.
12/17/2019	YANG CHENG	yanchengchris@gmail.com	Findley Elem	Stoller MS	Sunset	Reasons for Findley to continue with Stoller Closest middle school to Findley is Stoller, around 0.1--1.5 miles. 50% of Findley students would have a walkable distance to Stoller. Findley community / school capacity is expected to have only minimal growth, limited housing development possible. So Findley numbers feeding into Stoller will be stable. Data from BSD yesterday, Sato and SPV alone will reach all capacity, therefore putting Sato and spv in one school will not be a sustainable solution. Long term solution is to propose Springville and Rockcreek to move to Five Oaks as Springville is growing community. Jacob Wismer, Findley and Sato feed to Stoller - according to the distance
12/17/2019	Lee	Leelu_123@yahoo.com	Findley Elem	Stoller MS	Sunset	I strongly suggest that findley elementary should feed into Stoller because of Proximity to Stoller (1.2 miles) and not much new developments compared to springville. Springville & Sato are expected to grow larger in size due to many new constructions around that area. This doesn't solve Stoller overcrowding issue.
12/17/2019	Yamini Nimmagadda	yamini.nimmagadda@gmail.com	Findley Elem	Stoller MS	Sunset	Dear BSD MSBC, thank you for sending the data and themes ahead of time for the upcoming meeting. We appreciate all the hard work that went into pulling this data together. The themes are still lacking the fundamental premise of 'NO SPLIT' that severely impacts kids transitioning from elementary to middle. This is the common request from all schools across BSD and I really hope all these voices are heard. PLEASE DO NOT SPLIT SCHOOLS. The data speaks for itself. We can clearly see that two growing schools Springville and Sato cannot be fed into the same school. By 2025, both the schools add up to over 1000 kids and all the other neighborhood schools will have to be removed if two growth schools are fed into the same middle. Please create a perfect recipe by feeding one growth school (Sato due to its proximity) and two schools where MS kids decline over time (Findley and JW). Given that approximately 12-13% kids will be in option schools, and the growth pretty much becomes flat for these three schools together, please feed undivided Findley, JW, Sato into Stoller. Please start with theme 2 and refine the map to balance out the total feeding in all schools without splitting any elementary.
12/17/2019	bhargavi bompelly	bharuqa@gmail.com	Springville K-8	Stoller MS	Westview	I support theme 1 of the BSD proposed maps
12/17/2019	Manisha Nilange	Manisha_nilange@yahoo.com		Stoller MS		Stoller is the nearest school for North Bethany residents whose kids currently attend Springville elementary school. It does make sense to feed in Springville into the Stoller MS and Findley into the new Timberland school. This way kids from all communities travel equitable distance to school. This distribution allows the new Timberland school to ease the burden on the Stoller middle school (which was perhaps the intent of building this new school). It does not make sense to feed in Springville elementary school into Five Oaks due to very long travel to school for these kids including crossing a busy highway (26). It is not fair for for these kids to attend a school that is 5 miles away when the nearest school is 2 miles away. I hope BSD and the advisory committee will consider all these things before making this important decision. Thanks, Manisha
12/17/2019	Shashank shetti	Shashank.shetti@gmail.com	Springville K-8	Stoller MS	Westview	I support theme 1 of the BSD proposed maps :)
12/17/2019	Xiruo	sissiok@gmail.com	Findley Elem	Stoller MS	Sunset	The focus of the discussions is about Stoller. According to the student data, Springville and Sato will reach Stoller's full capacity. So it is not sustainable to feed both Springville and Sato into Stoller. And neighborhood schools should feed into Stoller, considering walkability with planned new THPRD trails. Also, splitting school is not a good option as it hurts kids and the community.
12/17/2019	iyothi	nagajyothi.cse@gmail.com	Findley Elem	Stoller MS	Sunset	My son is a fifth grader in Findley elementary school. When I talked to him about boundary changes, he is very upset to know some of his friends might go to different middle school. Same reaction with his friends as well. Please please please do not split elementary kids to different middle schools. Entering middle school is already stressful and is a big change for kids in their pre-teen age, please do not add more stress to them by separating them from their friends. Also, please feed Findley to Stoller, this is only the most sustainable solution. Stoller is our neighborhood school. Kids grew up in our neighborhood thinking they will go to that big school one day. It will be very disheartening for them to know they will be bussed to some other school, while other kids will be bussed here. Entire Findley is very close to Stoller. Currently 47% of students are in walkable distance (under 1 mile). More THPRD trails are approved which will further increase walkability to 73%. Saltzman to Laidlaw road extension planning is under progress, which means even more kids can walk/bike to school. Please don't take away Findley from Stoller, not even a portion based on current walkability, as it is going to change soon.

							I have had a chance to review the themes being considered. Theme 1 and 4 make a lot more sense than 2 and 3 - where they create a problem we are trying to solve. They over utilize Five Oaks while underutilizing the new school. There are serious concerns I have with regards to the process being used.1) There have been multiple questions raised about possible vested interest some members on the committee may have and question on how impartial everyone can be given this vested interest.2) BSD allowing for themes that make no sense to be floated - where does it make sense to have children from a school travel for an hour each way just so some other students are not inconvenienced and have to travel a mile extra. Not to mention that this school has 11% students with disability/special needs/specific concerns while another school with 1% of such need is told its right in asking not to travel that extra mile. And that the route one of the north most schools in the district Will take is one of the most heavily trafficked in the district. AND that this will impact staff at Five Oaks leading to burnout. AND impact education of children. AND lead to additional mental health strain in a district that's experiencing mental health crisis in students. AND directly impact parents being able to volunteer. AND create a possible cascade effect to schools in the south. BSD IS ALLOWING THESE THEMES TO BE FLOATED? 3) I am truly concerned for my children if adults in charge allow such a grave injustice to happen. And wonder at parents in the district that will throw other children under the bus just to avoid slight discomfort to themselves. If I lived next to a new school, I would not ask for 900 other children to take the fall for me driving 5 or at max 10 mins extra.4) Why moving SUMMA to Timberland is not being considered? It will allow Stoller to go down to 90% capacity, fill up the new school. 5) Please make clear that Springville middleSchool was an OPTION school and not a regular middle school. And that this is being phased out. Not because parents didn't send kids there...but as a decision district took. BSD - I ask you to do the right thing for ALL DISTRICT CHILDREN. You are a PUBLIC body responsible for ALL CHILDREN AND STAFF in the district. There has been enough evidence presented. Go with evidence and not with emotional wishes. In a just and fair world, there would be a new middle school in the NW corner of the district, that[?]s not happened. Don't take away the closest school to us and expose our children to trauma, stress, and burnout.
12/17/2019	Ashwini	ashbait@outlook.com	Springville K-8	Stoller MS	Westview		
12/17/2019	Bruce	Bruce0421@gmail.com	Findley Elem	Stoller MS	Sunset		Findley families are right next to Stoller. Moving Findley out of Stoller will make the morning traffic in Bethany area worse and bring potential safety problem. And most importantly, it won't solve the problem in the long run. Stoller will become overcrowded in no time as long as the fast growing communities are included in Stoller.
12/17/2019	Baotong Xie	Xiechmc@gmail.com	Findley Elem	Stoller MS	Sunset		The 2nd theme map is the most reasonable solution. Splitting the Findley ES in two of the four themes doesn't solve the overcrowding in stoller now or in future. Only the 2nd theme works, although the West Tualatin View ES should feed to the Timberland MS based on proximity; and the Bethany ES should go to The Meadow park MS to avoid the Five Oaks get overcrowded.
12/17/2019	Unnati	unnatidesai09@gmail.com	Findley Elem	Stoller MS	Sunset		As a concerned parent, it completely baffles me that there are proposals for splitting kids up from the same neighborhood. When new construction was planned in the North Bethany area, more thought should have gone on building a school that supports the neighborhood rather than what is currently being proposed. In any case, BSD should keep in mind the welfare of the kids who are in the existing school zones. This boundary adjustment is to address the overcrowding issue at existing middle school (Stoller) and define the boundary for a new school. Out of the 4 latest theme maps set out by BSD, it is clear from the data attached, that Theme Map 2 is least disruptive to the existing school boundaries as well as meets the objectives laid out by the BSD Middle school boundary adjustment initiative. The projected numbers in this theme supports the growth (short and long term) and the proposed boundary doesn't split up existing elementary schools. I fully support this option and hope BSD makes a decision that kids welfare as the top priority.
12/17/2019	Jenny	Jz8129@gmail.com	Findley Elem				Springville should keep its own middle school. It is the best solution in the long run. Springville is a continuous growing community, which school district should plan it in advance.
12/17/2019	Pauline Luu	Uyenl@hotmail.com	Springville K-8	Stoller MS	Westview		I vote for Springville ES to feed into Stoller MS.
12/17/2019	Yamini Nimmagadda	yamini.nimmagadda@gmail.com	Findley Elem	Stoller MS	Sunset		Please make sure that walking communities are not uprooted from the neighborhood school. All the school districts and several states across US are encouraging walking in kids to prevent obesity, improve physical and emotional fitness, to reduce CO2 emissions etc. There are also programs like walking school bus that are adopted and encouraged by BSD. It is unfortunate that Springville's neighborhood K-8 is going to phase out (not that it was utilized properly by Springville folks while in operation). Please find ways to create neighborhood walkable school for Springville and RockCreek also (possibly expand or convert Rock creek to middle and feed both Springville and RockCreek ES to Springville). Also, I have seen several comments that Springville to Five Oaks bus travel is suffering, but Findley to Timberland is not. The distance should be measured from homes to schools (not ES to MS). If 5 miles from Spring ville to Five Oaks is extreme suffering, then 4.2 miles from farthest homes in Findley to Timberland not any less. And you will be bussing all 300-400 kids (including 50% of kids who are walking). How is that better? And I really don't see a solution for Stoller overcrowding with Findley removed or split. Why are wasting our time and spending the energy on pointless solutions and arguments instead of focusing this energy into finding ways to really solve the problem at hand.
12/17/2019	Pradeep Yalamanchili	ypradeep4u@gmail.com	Findley Elem	Stoller MS	Sunset		Theme Maps along with projected numbers for 2025 Published by Boundary Adjustment Advisory committee indicates the overcrowding issue wouldn't be solved by Theme 1, Theme 3 and Theme 4.Only Theme 2 would be better in addressing the overcrowding issue for long term.We wish and hope Advisory committee consider this and provide a long term solution.
12/02/2019	Smitha	Smitha@yahoo.com	Barnes Elem	Conestoga MS	Aloha	ACMA	Yes for change
12/17/2019	Veerpal Singh	veerpals@yahoo.com	Findley Elem	Stoller MS	Sunset		My kids currently go to Findley. I understand adjusting the boundaries is not an easy task. I see few proposed options with splitting Findley elementary feeds to 2 different middle school. I am strongly opposed splitting Findley kids and splitting them from their friends. That would be very big mistake. I would encourage BSD to do the right thing for the kids to keep them closer to home. Also, I would like to request not the split the kids from the same school/class to go to different schools. Please don't apart friends away.
12/17/2019	Raj Kumar	rajkm12@gmail.com	Findley Elem	Stoller MS	Sunset		Hello BSD - I propose Findley to stay with Stoller as it has been for more than 2 decades and not to split the Findley area.There is a proposed trail what will connect South of the creek to stoller, which will enable the kids to walk to school soon. new and upcoming neighborhoods like north bethany need new school. this term adjustment will not solve the long term problem they will have for middle school. Not sure why only findley is discussed to be split and not others. If splitting elementary is not desirable please do not separate the kids from their established neighborhoods and friends. findley parents have invested countless hours volunteering for stoller to make that a better school, please don't disregard their long term efforts in investing in stoller.
12/17/2019	Justin Ngo	Justin_iphone@icloud.com	Springville K-8	Stoller MS	Westview		Please have Springville ES feeds to Stoller MS.
12/17/2019	fan chen	fan.chen.intel@gmail.com	Findley Elem	Stoller MS	Sunset		Dear Board Committee, I strongly suggest Findley ES should stay in the Stoller MS. The decision should be made on the solution that 1. It can actually solve the overcrowdedness of Stoller, which clearly can be better solved by Theme map 2 (1260 students at 2025) or 3 (1514 students at 2025) than theme map 1 (1585 students) or 4 (1836 students). Hence we should keep Findly with Stoller MS. 2. It should consider tradition and minimize the changes as less as possible to students. Findly has been with Stoller for almost quarter of a century. Stoller is at walking distance to Findly students, and multiple THPRD trails and staightening of saltzman road are under planning.3. I carefully checked four theme maps. The boundaries of all middle schools are always overlapped with the boundary of elementary schools, which makes a lot of sense. Thus, it is better not to split an elementary school into two middle schools. In all four theme maps, I noticed that only Findly will be splitted in Theme 1 and 4. This seems to be very unfair to Findly students. 4. From the comments, I saw arguments regarding equality and diversity. However, there are also many Intel and Nike families living in the Springville area. From all the statistical numbers from average household incomes, free lunch ratio or special needs ratio of Springville, it is hardly considered that euqality or diversity could be applied here as decision factors.
12/16/2019	Yan Mei	cheyf172@hotmail.com	Findley Elem				I strongly oppose the suggestion to split students in Findley to feed to different middle school. This will disrupt the kids emotion by not be able to go to the same school with their friends in the last 6 years. Splitting Findley students will not really help with the Stoller overcrowded issue because the rapid house development in the North Bethany area and soon within the next 5 years, Stoller will face the same exact issue. BSD should have a better long term plan to build another middle school to serve the new development area, such as built Sato elementary school to accommodate the Students in new development area.
12/17/2019	rongxi zhao	labview7@126.com	Findley Elem	Stoller MS	Sunset		BSD data shows SATO + SPV alone will take all available space in stoller, therefore, moving out or splitting any ES is not a long term solution.
12/17/2019	Suyog Kulkarni	suyog.d.kulkarni@gmail.com	Findley Elem	Stoller MS	Sunset		Hello BSD - As we start with the next phase of middle school boundary redrawing effort we urge you to please disregard any options that suggest split feeder patterns. These themes have known to be counter productive for kids' healthy growth. Also please do consider that findley ES has been an integral part of the Stoller community and was the original/natural feeder ES. Almost 30-40% kids easily walk up to the Stoller MS. It just doesn't make sense to burden the kids with additional commute for no fault of theirs. Some other ESs that currently feed in Stoller have no choice but to commute and it probably doesn't make a huge difference in terms of commute for these schools to feed into other available MSs. Another MS for north Bethany is a must. Lack of planning on City's and BSD's behalf for new MS must not hurt the children and parents alike. Thank you! Merry Christmas and Happy holidays
12/17/2019	Xiaona AN	annajay@gmail.com	Findley Elem	Stoller MS	Sunset		Dear Committee members, I want to take this opportunity to thank you for your hard work. Yesterday afternoon, BSD has published a lot of data, such as student projection and school capacity. The goal of this painful process is to reduce Stoller capacity to 90% of its permanent capacity. By looking at the student projection, only SpringVille and Sato together will reach Stoller's capacity in 5 years. Clearly, putting Springville and Sato within the same middle school is not a sustainable solution. As some parents have suggested to split Findley into half, I would like to remind you the goal of this exercise set out by BSD is also to eliminate split feeder pattern in elementary schools, please do not rip apart friendship that have been built over 6 yearsThank you
12/17/2019	Milan Poojak	Poojak64@yahoo.com	Findley Elem	Stoller MS	Sunset		if Springville was designed as a K-8 school and it is closing due to under utilization and the local residents want a school that is closest to their homes why don't we re-open Springville middle school for a few more years till the middle school rush is over? or build a new school to cater the new home crowddont understand why findley needs to move and suffer because of this springville k-8 plan that is abandoned nowbsd where is the logic here? would you move out of your house and abandon you neighborhood and friends because there is a new noisy neighbor 2 blocks away?north bethany new houses are bringing new tax dollars, why cant we invest in a new middle school? having school capacity clearly across town doesn't help anyone in this area.

12/17/2019	Naveen Kasam	kasam_naveen@yahoo.com	Springville K-8	Stoller MS		Mr Sparks and Committee members, Thank you for your efforts on the Middle School Boundary changes. You have a very tough job in hand. Please know that your efforts are greatly appreciated. I have reviewed all themes and have to say that theme 2 and 3 don't logically make sense. Theme 2 and 3 are just reducing the capacity at Stroller but is making Five Oaks way over the capacity while keeping Timberland way under capacity. This doesn't meet any of BSD objectives and is just kicking the can down the road to Five Oaks. Theme 1 with minor adjustments is the best option we have in hand. If we move SUMMA from Stroller to Timberland, we will have Stroller, Five oaks and Timberland under 100% capacity utilization and meet all BSD's objectives.Please make the right decision. EVERY KID MATTERS. Please consider moving SUMMA to Timberland and make a decision that is fair to all communities.
12/17/2019	Kyle Watt	kylewatt@gmail.com	Springville K-8			After reviewing the data and the theme maps the solution here seems obvious. Every model that shifts Springville to Five Oaks not only results in one of the longest commutes in the district for Springville parents and kids, but it blows up the population of Five Oaks giving it the same problem that Stoller has today. Not a realistic solution. Recognizing that this is hard on everyone, the solution that I see is to start with Theme Map 1, and keep Springville, Sato, and Jacob Wismer in Stoller. Shift Stoller SUMMA and Findley entirely to Timberland (except maybe walkable Findley students). Also consider a shift of Beaver Acres to Meadow Park. This is a fair and balanced solution that keeps all the school populations balanced in a reasonable way.
12/17/2019	Padmanabhan P	padmasap@gmail.com	Findley Elem			Dear BSD Boundary Adjustment Committee,We looked at the 4 themes listed on the webpage. We strongly believe theme 2 is close enough to the BSD[?]s stated objective of defining adequate student strength for new Timberland MS and reducing overcrowding at Stoller MS. Also, this theme doesn't propose to split feed any elementary school which we feel will help foster better engagement among students as they grow. Regards,Padmanabhan. P
12/17/2019	Xiao Shi	shixiaosmile@yahoo.com	Findley Elem	Stoller MS		Several new theme maps on BSD website indicates that feeding Findley, Jacob wismer and Sato to stoller are the reasonable to solve stroller overcrowd issue. The total number of students and proximity of those 3 schools fit stroller pretty well. JW and Findley are right next to stoller and are walking distance. With the new THPRD development plan, even the South part of Findley community are walkable to the stoller, which really help to reduce the traffic and transportation costs.
12/17/2019	Yanjie Wang	jaywyj@gmail.com	Findley Elem	Stoller MS	Sunset	I would like to point out the current map for walkable Findley families to Stoller is not correct. Families in the Southwest corner of Findley boundary walk to Stoller, these families are not correctly represented on the map. Note 45% of Findley families walk to school, with the planned THPRD trails behind bauer highland community as well as planned project to straighten Saltzman road, a significant number of Findley kids will be able to walk to Stoller (it's estimated that more than 75% will be able to walk to school). It doesn't make sense to bus kids that can walk to school to 3-4 miles away, as the success of Stoller is driven by the community-schhool-family.
12/17/2019	Lei Yuan	leiy9@hotmail.com	Findley Elem	Stoller MS	Sunset	With the continuous growing of SPV, it is impossible to solve the overcrowding if SPV feed Stoller, it will only worsen the situation. And splitting Findley will only bring new problems (distance problem and kids' emotional needs etc.)and waste school resources. The most doable solution is to move SPV/RC to Five Oaks and keep Findley in Stoller.
12/17/2019	Premi	Premi_42@gmail.com	Findley Elem	Stoller MS	Sunset	Hello BSD Committee, * We really expected you to be better planners. What was your thought process when so many houses were being built in the north Bethany with no schools to support? Did you assume there would be no kids in these households? * Please drop the idea of breaking elementary school boundaries when feeding into MS. This will add to the stress of middle school - kids will lose their friends from the last 6 years of their life which is very important for their growth and mindset. * Please make sure that walking communities are not uprooted from the neighborhood school. * All the school districts are encouraging walking kids to improve physical fitness and to reduce pollution emissions etc. * To stop this overgrowth of stoller how can you sustain 2 growing communities (Sato and Springville) but taking out one no-growth school (Findley) help? * How is Springville to Five Oaks bus travel is more pain, but Findley to Timberland not? The distance should be measured from homes to schools and not schools to schools. If 5 miles from Spring ville to Five Oaks is extreme suffering, then 4.2 miles from farthest homes in Findley to Timberland is no way less. * I really don't see a solution for Stoller overcrowding with Findley removed or split.
12/17/2019	Prasanna Kumar	mrpkindia@gmail.com	Springville K-8	Stoller MS	Westview	Appreciate BSD taking the initiative to work on the Middle School boundary adjustment with opportunity for public participation and comments.The main intention of this exercise is to feed new middle school in Timberland and reduce Stoller MS to 90% of its capacity. Hope committee considers all the actual data about MS options available to different Elementary schools, proximity to school, the transit time considering the bus stops/traffic intersection, student body composition and comes up with the most equitable and logical decision. We in North Bethany don't have the privilege of having multiple Middle schools in our proximity when compared to other communities. Can understand that having new MS near North Bethany is not feasible in near future. So please ensure that all the kids in BSD are treated fairly.With the recently published themes, observed that couple of them #2 and #3, have overcrowding of ~1600 kids proposed in Five Oaks. Not sure how that those themes are possible. I believe the entire exercise of MSB is to ensure all the Middle Schools have balanced distribution. Not all the ES/MS parents will be able to attend all the meetings and even if they do, may not get chance to speak up due to large attendance. So really hope the committee doesn't get carried away with emotions/sentiments and takes the unbiased logical decision considering it as ONE Bevearton School District that shows equity towards all the kids.
12/17/2019	Bao Xie	Xiechmc@gmail.com	Findley Elem	Stoller MS	Sunset	We strongly suggest to avoid splitting a ES school . Split feed patterns to middle school is detrimental to kids' overall development, academic achievement, and emotional health. They are at the threshold of adolescence and the transition to middle school is very stressful. We should not be adding more stress to the mix. There is a vast difference in mental health status during middle school transition vs high school transition.
12/17/2019	Joshua Ji	Happyypipiloo@gmail.com	Findley Elem	Stoller MS	Sunset	I strongly object the motion to move Findley out of the Stoller MS feeder school. The current and future students at Findley are well committed to Stoller through siblings, friends, families, neighbors, and are well connected through school program and after-school programs. It is unfair and unethical to the Findley students to force them to out of the Stoller MS to another middle school which they are not connected nor committed, which will damage the quality of education. Any proposal to split Findley school to different MS is further wrong. It will cause the instability not only in Findley school but also in the neighborhood. There is no single case in history to split elementary school students to different middle school in BSD, because the middle school is committed to neighborhood by considering distance. All the Findley students live in a walking or short driving distance to stoller. It's a irresponsible decision to force them to other middle school which is much far away and which is not connected JUST due to some unconsidered proposalsThanks
12/17/2019	Geeta	Geeta030@gmail.com	Jacob Wismer Elem	Stoller MS	Sunset	HiLooking at all the themes and future growth,Theme2 looks more reasonableThanksGeeta
12/17/2019	Xiao Shi	shixiaosmile@yahoo.com	Findley Elem	Stoller MS		Base the data from BSD new proposed theme map, only including springville and Sato already cause stroller overcrowd, not even count JW. Therefore, adding springville to stroller and move Findley out couldn't solve the problem at all. Overcrowd issue will come back quickly.
12/17/2019	Eric	Zxliu99@gmail.com	Findley Elem			According to the data published by BSD, Springville and Sato only will fill up Stoller by 2025. Therefore, Springville should keep its own middle school in the long run. School Distist should plan ahead of time for Springville, which is a fast growing community.
12/17/2019	Karthika	karthikakarathi@gmail.com	Findley Elem	Stoller MS	Sunset	Hi BSD Commitee, We recently moved to Findley elementary school community. Our first motivation was to send our kids to Findley elementary and there by to Stroller school along with our friends kids. We wanted to have same set of friends and family growing up together. It is not fair for the kids to undergo a split during middle school. This will be a painful separation for the kids and the parents. We would suggest to keep Findley communities and school together and have them in stroller middle school as in today. Thank you. Hope you will consider our suggestions and give your support to keep the kids togeather.Thank you.
12/17/2019	Pavan Akkisetty	avspavan@gmail.com	Findley Elem			Hello BSD MS BC committee, Some clarifications and questions based on what I heard in the BSD meetings. Data from the google maps and Waze apps checked for 9 am travel to school on a weekday.1. Findley to timberland is not 2.6 miles, it varies from almost 4.2 miles to 2.2 miles. Travel can vary from 10 to 15 minutes. Saltzmann is single lane and busy road. Currently all findley is within 2 miles of stoller and currently more than 40% kids walk and more would be walking with new THPRD trails. 2. Springville to Fiveoaks distance varies from 3.1 miles to 5.4. Springville to stoller varies from 1.9 to 2.7 miles. No springville kid walks to stoller now and even with future THPRD trails. Time increase for springville to fiveoaks varies from 5-10 minutes on average, compared to their travel to stoller. This increase is not 30 to 45 minutes increase as claimed by SPR in the meetings. 3. SPR 6 to 8 is 50% under utilized by SPR community. If distance and bus travel is a concern, why isnt SPR middle utilized to the max by SPR community? SPR middle taking 50% non stoller kids showing under utilization of SPRs neighborhood school.4. Is 11% disability in SPR real? Is this number verifiable? This was mentioned by SPR in the meeting on Dec 16th. Stoller should consider supporting the kids with special needs, if BSD planned the support structure for these kids at stoller.5. Is bullying in bus travel to and from school real? Aren't these the same kids that are together almost 8 hours at school? Why would bus travel make bullying worse? Any data supporting it? But if this is real major issue as mentioned by SPR in BSD, BSD should take this issue seriously and provide a mandatory adult chaperone in each and every BSD bus route that has 20+ minute travel. Parents would be happy to volunteer for this task.
12/17/2019	David Gershon	david_gershon@yahoo.com	West Tualatin View Elem			Our children attend or will attend WTV. We recommend that the school board selects MS Boundary Idea Map #3. This map layout allows our children an easier commute to Timberland MS.
12/17/2019	Sujatha	pencoA_4678@gmail.com	Findley Elem	Stoller MS	Sunset	- Stoller already has overcrowding issue now, adding SPV into Stoller and kicking out Findley is impossible to solve the overcrowding problem. Keep Findley in Stoller is better and far sighted decision.- Stoller is the neighborhood school for Findley elementary community. All of the Findley community is within 1.5 miles of Stoller.- More THPRD trails are expected to be built in the coming 2 years increasing the walkability further. Findley should keep feeding Stoller.- Also, I would like to request not to split the kids from the same school/class to go to different schools. Pleasedon't take their friends away and put them in unwanted stress- If you consider splitting Findley then why dont you consider splitting SATO and Springville too and keep the numbers under control?

12/17/2019	Yang Xiang	Yangxiang68@yahoo.com	Findley Elem			I strongly object to split Findley students into different MS, this is so unfair, selfish and unprecedented proposal ever, it's hard to believe BSD has such proposal just because other neighborhood's request. All the data showed SPV into Stoller, Stoller will reach its capacity soon in future, then everyone will have another round of big arguments and fighting again, BSD please try your best to make a long term, sustainable plan, if you can't satisfy everyone, then pick one most sustainable and last longer time. Apparently simply put SPV into Stoller MS just bury a time bomb for future, and it's possible create more troubles and difficulties in future.
12/17/2019	Renu Singh	renukp_27@yahoo.com	Findley Elem	Stoller MS	Sunset	My kids currently go to Findley. I firmly believe proximity should be one of the most critical points to consider. The distance from the neighborhood is vital in deciding which students should attend which school—the distance from my house to the Stoller middle school is way less than the proposed alternatives. Another crucial point here is already close to 50% Findley Elementary kids walk to Stoller. It is a waste of resources and tax dollars for the school district in terms of school bus resources to have students commute a greater distance rather than walking I see few proposed options with splitting Findley elementary feeds to tow different middle school. I am strongly opposed splitting Findley kids and splitting them from their friends. That would be very big mistake. I would encourage BSD to do the right thing for the kids to keep them closer to home. Also, I would like to request not the split the kids from the same school/class to go to different schools. Please don't apart friends away.
12/17/2019	Abhilash Akula	abakula123@gmail.com	Springville K-8	Stoller MS	Westview	I appreciate the hard-work of BSD and committee. However, surprised to see new map themes 2 & 3 so would like to ask following questions.1. When the projected growth is in the North area of Bethany, why is a new MS built on southern side at Timberland?2. Why is this analysis (which ES are to be assigned to MS) not done before the construction of Timberland school is started?3. Why is the Springville K-8 scope reduced? Instead of building a new MS, why another elementary school is built at Sato?4. Who is representing the interests of Springville, Rock creek in the committee? I see parents from Jacob Wismer, Findley in the committee but why nobody is selected from our area in the committee?5. By changing the assignment of Bethany elementary, oak hill elementary in maps 2, 3, are we not deviating from the original goal? Our focus should be finding the feeder ES's to Timbeland, reduce stress on Stoller with minimal disruption to other elementary schools.Please note the numbers at Five-oaks MS in maps 2, 3. Projected strength at fiveoaks in maps 2, 3 is 1600. Are we not passing the same over stress issue from Stoller to Fiveoaks?6. I strongly recommend every committee member to base their decisions on actual data by analyzing the inconvenience caused to North Bethany kids with travel times upto 1.5 hours every day throughout the year if we were assigned to FiveOaks. 7. BSD built a new middle school by spending several million tax payers \$'s, which is just located 2.5 miles away from Findley ES. As of this minute, it is not clear why Findley does not want to move to Timberland. More over, they want north most part of Bethany to move 5.0 miles south to Fiveoaks. This is totally unacceptable as our own middle school (Springville K-8) is already reduced in scope. However, we are reasonable that north of Bronson creek (in Findley) may still attend Stoller.8. This is the time for everyone (parents, committee) to wear leadership hat and choose what is best for BSD overall, not just for one specific area. We are all equal in front of "Mother BSD", no concept of own vs adopted children as someone from Findley pointed out the other day....After analyzing all the maps, Map-1 presents the best option for Stoller, Timberland, FiveOaks. I strongly encourage to move forward with Map-1. Thanks to committee, BSD for reading my comments...
12/17/2019	Kathyayani	every999@yahoo.com	Fir Grove Elem	Stoller MS	Sunset	One of the things that has bothered me a lot is the process that the committee is following. For instance, it was admitted in yesterday's meeting that the maps need to be updated and that the maps are wrong. The maps are wrong because they are showing people walking to Stoller TODAY (as in there is no bus service to the area) as being bussed. I realize the committee wants to provide walking maps on Thursday, Dec 19th (which I really hope you do), but shouldn't those things be verified before you put out official theme maps? If you start out with the assumption that only a small percentage of Findley walks, then your starting point for the analysis itself becomes wrong.The other aspect that no one seems to be considering is that Stoller is actually on the border of JW and Findley district. Had it been a 100 feet over or if the Findley ES district boundary was drawn one street over, no one would be even thinking of removing even part of Findley from Stoller. I don't see how that 100 feet (or less) can make such sweeping changes. Splitting Findley is even on the table because of that 100 feet - the whole premise seems flawed. The other big aspect that I think not enough attention is being given to is the numbers. If you look at the 4 theme maps you put out, Theme 2 is the only one that minimizes overcrowding in Stoller the most. Let us say you go with Theme 1 or Theme 4 and put Springville and Sato in Stoller. Using your own data in 2024, Sato + Springville will be 1049! Please note that I am not even including any part of Findley or JW. So, in 2024, are you planning to remove JW and Findley from Stoller? If you agree with me that doing so would indeed be ridiculous (you would ensure there is no single neighborhood kid that can go to Stoller), then, stop the madness now and don't include Springville and Sato in Stoller even in the theme maps. You know the numbers don't add up, so why put them out. I think Themes 1 and 4 should be removed on these grounds alone.
12/17/2019	Nitesh Shah	niteshah@hotmail.com	Findley Elem	Stoller MS	Sunset	Logistically it will be a increase in expenditure for the school district to bus several of the Findley school kids to Timberland school, whereas several of the Findley school district kids can walk to Stoller, and a lot of Findley school district kids are dropped by their parents to Stoller. All of these will have to be bused to Timberland which increases costs for the school district. The Springville kids have to be bused to some middle school in any case.From the point of view of the students at Findley it is really bad to split their school classmates when moving to middle school. They will lose several of their friends during a time of stress when entering middle school. Hence Findley should not be split.The maps drawn must also consider walking paths correctly. This will also help to clarify the solution. An established community of Findley with decreasing school students going to Stoller middle school helps reduce future overcrowding at Stoller middle school, whereas adding an aggressively increasing North Bethany school to Stoller will worsen the overcrowding problems at Stoller.
12/17/2019	Tangerine Behere	tangyalmeida@hotmail.com	Findley Elem	Stoller MS	Sunset	Highly suggest that Findley Elementary school or other elementary schools not be split as it breaks friendships created at the elementary school level. Research has shown the importance of friendship are closely related to a child's success in schools. Friendships play a pivotal role in impacting academic success. So, its in the school district best interest to cultivate these friendship bonds.
12/17/2019	Ishan	Ishandesai09@gmail.com	Findley Elem	Stoller MS	Sunset	I completely support the proposal for elementary schools to be not split. This is in welfare for these kids. Bsd should also take into account the distance as it doesn't make sense for a kid who could literally walk 5 mins to school has to travel 45 mins by bus. This impacts the kids and their after school activities. The current Theme 2 proposed has the least impact in my opinion and also keeps in mind both short term and future growth of the school zones and thus I fully support this proposal.
12/17/2019	Lin Hou	Xiechmc@gmail.com	Findley Elem	Stoller MS	Sunset	The 2nd theme map is the most reasonable solution, although it is still need to be modified. The Bethany ES should stay in the Meadow park MS to avoid the Five Oaks getting overcrowded. The West Tualatin View ES should feed to the Timberland MS based on proximity.
12/17/2002	Rajani Unni	rajani_unni@yahoo.com	Findley Elem	Stoller MS	Sunset	My older kid went to Stoller and I would like my daughter too attend the same school.
12/17/2019	Dinesh Bhat	Dravbhat@gmail.com	Findley Elem	Stoller MS	Sunset	The plan to split Findley to two middle schools is a bad idea. Stoller is the closest school to Findley and Findley should continue feeding to Stoller. Thank you!
12/17/2019	Hongfang Zhang	drzhf@hotmail.com	Findley Elem	Stoller MS	Sunset	Removing Findley or splitting elementary schools feeding into Stoller is unjust because of the proximity and geography of Findley, JW and Sato, not to mention what the kids have to suffer from discontinuity of friendship and the waste of school resources. Findley is NOT the reason of Stoller[?]'s overcrowding, removing Findlay will NOT solve the problem,BSD should seek the solutions that will work in the long term, such as building new middle school while keeping SPV K-8, but not just simply remove Findley or other ES from Stoller, which will not help at all.
12/17/2019	Sreedhar Koneru	sreekon@gmail.com	Findley Elem			Hello Committee members,I support to keep Findley Elementary School to feed to Stoller Middle School.* Stoller Middle School is very near to Findley Students.* Stoller Middle School has Findley Elementary as on of its feeder school - No change needed.* Stoller Middle School has capacity issues which needs to be solved. Adding neighborhoods that have more projected growth is not the right plan. I hate to see future boundary changes based on current day tactical decisions.* A plan to bus all the students to a Stoller Middle School is not good. We do that to High schools, but not for Middle and Elementary schools. Neighborhood volunteers and Community participation is heavily needed for schools with young students. Keeping it closer to elementary schools and those neighborhoods will add more volunteers.
12/17/2019	Kim Beaton	kimberlybeaton@frontier.com			Sunset	In order to relieve the overcrowding at Stoller it makes the most sense to move Rock Creek to Five Oaks as Rock Creek is geographically closer to Five Oaks than Stoller. Next split Findley and have those who are Findley students who are bussed to Stoller moved to Timberland. Finally, move the Stoller SUMMA program to Timberland. Many students at Stoller who are in SUMMA are Findley students so moving part of Findley along with SUMMA wouldn't be a huge disruption to the Findley population as Timberland would house a huge chunk of Findley students...both those in SUMMA and those who were geographically relocated. Sato, Jacob Wismer, part of Findley and Springville are geographically closest to Stoller. Thank you.
12/17/2019	Krissy Hires	krissyhires@gmail.com	Nancy Ryles Elem			My children attend Nancy Ryles and are in 1st and 3rd grade. My 3rd grader has already expressed significant worry over the fact that she will be separated from many of her friends for middle school. As a parent, it is disheartening to see my child already worried about middle school when it is still a few years away. Middle School is already a challenging time for children as they are entering adolescence. Please consider having elementary schools feed to one middle school instead of being divided into two. In a world where our kids are experiencing more anxiety than every before it should be one of out top priorities to ensure that our students feel confident as they move into a new school.

12/17/2019	Sanjay Thodupunuri	sthodup@yahoo.com	Findley Elem	Stoller MS	Sunset		To the Boundary Adjustment Advisory board:Let me start by saying, Thank you for volunteering to be on the board. I know its a lot of commitment, time and energy spent to do this job. You are doing a great service to the beaverton education community and i truly appreciate your efforts.I belong to Findley Elementary boundary and have been living there since 2003. Findley elementary school has been an integral part of living there and lot of families that we know of have sent kids to Findley and Stoller. My daughter is now in Stoller after finishing Elementary school in Findley. My son currently attends Findley, and is slated to start middle school in 2021.I know of so many families in Findley and subsequently either studying or finished middle school in stoller. There is a great sense of pride in findley and stoller families that has been cultivated with over 2 decades of strong partnership between the schools. A lot of investment has been made by families, be it volunteering or funding to invest in these schools to make them into great schools they are today. There are a lot of families still with kids whose elder siblings have gone to stoller from findley and younger ones are looking forward to continue there. Over the course of time, a lot of partnerships have been established in the students that study in these two schools because of the deep partnership over 2 decades.As findley community matures in age, we are starting to see the enrollment in Findley start to decline. This trend has particularly accelerated in the last 2-3 years. Given the future projects in growth in Findley (almost zero new construction in findley area), i anticipate that this trend will continue.I understand that Stoller is way overcrowded and continues to grow in enrollment due to continued housing growth in North bethany. I hope that your commitment is to solve this issue for the next 5-10 years and establish the stoller boundary such that this overcrowding is not an issue in that time frame.Given the growth in Springville and Sato elementary schools primarily contributing to overcrowding in stoller, i recommend you consider an approach where one of these elementary schools is not feeding into Stoller. When 2 growing schools continue to feed into one middle school, its not practical to expect that the overcrowding problem is solved.Findley is an established elementary school with deep ties to stoller with a declining enrollment. Considering its the closest school to Stoller (outside of its immediate neighbour Jacob Wismer), Keeping it in stoller makes sense geographically also.Given these reasons, i request you to strongly consider keeping Findley in Stoller for geographical, population growth and emotional and historical reasons.ThanksSanjay
12/17/2019	SR	Lshilps@yahoo.com	Findley Elem	Stoller MS	Sunset		BSD needs a good long term outlook to solve the Stoller overcrowding without pushing Findley out. Findley community proximity to Stoller makes that a non- starter. The expansion of North Bethany as shown in projected students feeding into Stoller will not address the Stoller overcrowding.
12/17/2019	Suraj Varma	smvarma@gmail.com	Findley Elem	Stoller MS	Sunset		Based on the latest report from BSD, 2 out of 4 theme maps seem to indicate splitting Findley across Middle school boundaries. This splitting would be hard for many of the Findley families who stay near to each other but are separated by MS. It is also potentially hard for some of the kids who would expect their friends to join them as they move to Middle school. Would be great if BSD reconsiders not breaking communities using these boundaries.
12/17/2019	Deepak Rao	deepak.sr@gmail.com	Findley Elem	Stoller MS	Sunset	ISB	Dear BSD committee, Elementary years are critical growth years where kids develop a sense of togetherness and community values. Please do not split an elementary school as proposed in themes 1 and 4. This creates a physiological divide among young kids who grow up while participating together in multiple school and community activities. Dividing an existing school community should be a last resort for school boundary adjustments. There is no doubt we are dealing with a difficult overcrowding problem. Given the constraints such as ruling out Springville 6-8 program, theme 2 is the most effective in solving this overcrowding problem based on projected forecast through 2025 and also maintains the integrity of all elementary schools. Regards,Deepak
12/17/2019	Shoucheng Du	shoucheng.du@intel.com	Findley Elem	Stoller MS	Sunset		I have looked at the 4 MS Boundary Theme Analysis. It does not make sense to me to split the Findley Elementary school to two middle school districts. Kids who have known each other well should maintain friendship, and competitive and collaborative relationship when they go to the middle school. We should avoid making the kids worried that they start at the same elementary school, but due to their living locations, their future education (quality) will be different. Concerns about which middle school to go to should not become a conversation between kids if they are in the same elementary school. I can imagine that I will feel extremely upset if my kid told me one day that he wanted to go to the same school as his classmates.
12/17/2019	Jeff Liu	cornelllake66@gmail.com	Springville K-8	Stoller MS	Westview		I appreciate the committee for the time and effort spent on this boundary adjustment. To save our children's precious time and to alleviate public traffic/cost, students should go to a nearby middle school. Springville is about 2.3miles from Stoller. Springville students should go to Stoller for middle school. It's not fair to send Springville students across very busy HW26 and more than 4miles to Five Oaks; Findley is about 2.3 miles from Timberland. Findley students should go to Timberland
12/17/2019	Hemal Shah	hi_hemal_shah@yahoo.com	Findley Elem	Stoller MS	Sunset		Proximity of the neighborhood to Stoller Middle school must be considered when making a decision. Springville is much further away from Stoller, compared to the Findley community which saves bus costs and transit times for children. The new neighborhoods are very far away from Stoller middle school compared to most of the Findley school neighborhoods.Both of my daughters went to Findley, followed by Stoller Middle school. One of the reasons that they had a very positive experience was that their friends in Findley were all present in Stoller to help in the transition into Middle School. This should be preserved for the children currently in Findley school so that they too can have a positive experience like my daughters.Since Findley is an established community, several of the dedicated parents have regularly volunteered in the school, and they go on to volunteer at Stoller. This community has made contributions to Findley and Stoller in terms of volunteering and fund raising which needs to be taken into account.Adding a growing community like Springville into an already overcrowded school like Stoller is a very short sighted idea which will cause problems of overcrowding and increase costs for BSD. Springville must be converted back to K-8 which was the original plan.
12/17/2019	Milind Nadkarni	milianju@gmail.com	Findley Elem	Stoller MS	Sunset		closest middle school to Findley is Stoller - around 1-1.5 miles. Removing Findley from Stoller might not be the best solution, especially given the number of kids going from Findley to stoller. The Findley have been in the Stoller since it was built twenty years ago. I feel moving the school with the a community with the possibility of high growth and largest 5th Grade should be the first criteria. Only one school MS for Sato and Springville can feed to the Stoller, because the two school attendance areas have been significantly expanding and will make the Stoller overcrowded again in only a few years. BSD and urban planning and builder should fund and build new MS schools where it is really needed before approving any urban growth. this issue has been create by builders buy building new communities without thinking of proper planning to fast money and greed. why should any community suffer for your inadequacy in planning while building new houses/community.suggestion:1) bring Springville K8 back to life to help Springville community.2) Permanently convert Springvill elementary to Middle school and make Sato ES as primary ES for both Springville and Sato community.3) Springville and Rockcreek to move to Five Oaks as Springville is growing community. JacobWismer, Findley and Sato feed to Stoller - according to the distance
12/17/2019	Prashanthi Yeredla	prashanthi.yeredla@gmail.com	Findley Elem	Stoller MS	Sunset		Please don't split Findley elementary school feeder pattern. It will have a vey negative impact on the kids. Children spend close to 8 hours in school with their friends and most of these bonds may have developed over the course of entire elementary school experience . Breaking these friendships due to split feeder pattern is bad for kids. Please don't treat this as a math problem to solve. There are real human emotions involved that matter more.
12/17/2019	Rashmi Mudiyanur	Rashmi.mudiyanur@gmail.com	Findley Elem	Stoller MS	Sunset		Dear BSD Committee, from the maps that have been shared on the website, theme 2 seems to be the most viable option. Strongly emphasizing again that we are totally against split feeder option, especially not for elementary feeders. We sincerely hope that BSD will not pursue split feeder themes 1 and 4.
12/17/2019	Jeff Mei	Jeffmei761@outlook.com	Findley Elem				The suggestion to slip Findley students to feed to different school will not work. It is going to hurt the students emotionally and possible educationally. Stoller has been the feeder school for Findley since the school open at day one. They all have the expectation to go into the same middle school as their siblings and neighbors. Imagine with unhappy students which their best friends in different school, it will impact their learning progress. Please remove the option to slip Findley students.
12/17/2019	Amber Zhang	woshizhangxiaoyan@hotmail.com	Findley Elem	Stoller MS	Sunset		As the BSD data shows SATO & SPV alone will take all available space in stoller, and we all know that it doesn't make sense to kick out the kids from neighborhoods next to Stoller, can we all align on that the only solution is to move either SPV or Sato? I don't think there are other options on the table. Splitting the ES boundaries are bad ideas and should not be considered.
12/17/2019	Milind Nadkarni	milianju@gmail.com	Sato Elem	Stoller MS	Sunset		Poor planning by the city and the district in allowing new homes to come without planning for schooling. builders are only behind making money. they should fund these for schools before they get build the houses. The Findley have been in the Stoller since it was built twenty years ago. By moving an established reducing community out of stoller citing it helps overcrowding makes absolutely no sense. Sad to see this redrawing of the boundary is causing unnecessary rifts/bashing in the communities and among close friends. We request the district to think through the problem they are trying to solve and address it by rerouting one of the growing communities out of stoller. Long term solution would be to build them their own neighborhood middle school.
12/17/2019	Mark Behbehani	markbhub-school@yahoo.com	Findley Elem	Stoller MS	Sunset		There are almost 50 maps that are submitted during the public map drawing. Unfortunately, for the vast majority of them, the numbers do not add up. There are 2 very detailed proposals that have been submitted to the committee that have all the numbers both current and future fleshed out and the MS capacities balanced etc. Doing this is not easy. I would estimate we spend 20x the time allotted in the public map sessions to get the numbers to work out for our map and the other parents probably spent a similar amount of time on theirs. As of today neither of these proposals is included with the rest of the submitted maps. The committee would be better served by considering these maps as starting points as well and they should be uploaded with the rest of the maps so that the public can comment on them. The point has been repeated that these maps are just for ideas from the community and may not have any resemblance to the final maps, but you have to question how valuable and idea is if, in the end, it has numbers that don't add up and don't meet the boards objective.
12/17/2019	Yunfei Wang	yunfeiwangyw@gmail.com	Findley Elem	Stoller MS	Sunset	ISB	Both Bonny Slope and North Bethany are fast growing communities. the new Timberland MS should be able to accommodate the needs of Bonny Slope and neighboring communicates. North Bethany will need their own middle school. If BSD keeps both Springville and Sato as feeders to Stoller MS, we will have to deal with Stoller overcrowding issue again in next few years.

12/17/2019	Rajneesh Chowdhury	rajneeshc@gmail.com	Findley Elem	Stoller MS	Sunset		Dear MS boundary committee members, I would like to request you not to split any elementary school to feed into different middle schools as part of the boundary adjustment. I have seen some proposals to split Findley Elementary into 2 middle schools which is totally unfair on the kids. This can have long term negative impact on the kids who are already going through the emotional struggles associated with the transition from elementary to middle school. Parting with their friends from elementary can be devastating in such a scenario. Findley elementary has been associated with Stoller MS for over 20 years as a tight knit community and should continue feeding into Stoller. It is also the closest MS for Findley Elementary school kids with more of them walking or biking to Stoller with opening of new THPRD trails. Thank you.
12/17/2019	Ashuta	Ashutac@gmail.com	Findley Elem	Stoller MS	Sunset		We have been living in this community from last 16 years and would love to watch my youngest to go to same middle school as my older kids did.
12/17/2019	YUNFEI WANG	yunfeiwangyw@gmail.com	Findley Elem	Stoller MS	Sunset	ISB	We live in Oakridge Estates, our elementary school is Findley. My house is 0.2 miles from Stoller MS, even my 2.5 year old son can walk to Stoller MS from home in less than 10 minutes. I can see all middle-schoolers in our neighborhood walk to Stoller in the morning. I am strongly against the proposal of moving Findley out of Stoller MS.
12/17/2019	Chandhan	Chachanathan_1981@gmail.com	Findley Elem	Stoller MS	Sunset		1) Please don't Split Findley and don't move FE from Stoller2) Firstly, the boundary changes should be based on long term considerations. Stoller is already overcrowded. Findley is a stable community while both Sato and Springville are fast growing communities. Letting Findley out cannot make things better in the long run. 3) Findley elementary boundary stops at the doorstep of Stoller. Based on proximity, walkability and a stable population count, Findley is a natural feeder school for Stoller.4) Stoller is the neighborhood school for Findley elementary community. All of the Findley community is within 1.5 miles of Stoller.5) Currently Bethany Elementary is feeding into Meadowpark Middle School - drive includes travel on US26 and ~4.5 miles. The current farthest travel for Springville Elementary is also 4.5 miles to FiveOaks MS. The travel time will further reduce with the new road connections between N Springville road and NW 185th as per the North Bethany development plan from Washington County.6) If Findley can be split then please consider splitting Sato and Springville too to keep the numbers and distance equal.
12/17/2019	Shah Jahinuzzaman	jahin29@yahoo.com	Findley Elem	Stoller MS	Sunset		I appreciate that BSD continues taking parents/public opinion on middle school boundary adjustment.I urge BSD to keep elementary school to middle school feeder pattern and not to split an elementary school as it can have a psychological/emotional impact on kids of that age. Since I am currently within Stoller MS boundary, I would comment on its overcrowding issue. Among the 4 theme maps published on BSD website this week, I strongly recommend theme-2 for Stoller as it shows the least number of projected students at Stoller. It also provides a long term solution by not including Springville, which is a very rapidly growing community.
12/17/2019	Michelle Vilain	michelle.vilain@gmail.com	Findley Elem				Please do not send Findley kids to two different middle schools! I would very much like my child to be able to go to middle school with the same set of friends that he has in elementary school. It is important at that age, when friendship is so important to healthy socio-emotional development, to be able to count on seeing some friendly and familiar faces. The more the better! Having Findley feed into one middle school is a valuable part of my child's education. Please do not take that away from him. I would also like to say -- I am confused as to why Bronson Creek is being used as a possible dividing line within the Findley community. I live on the side that is not closest to Stoller, and yet I do not feel any less attached to it. Perhaps this is due to the walking trails located nearby. Regardless, we still live in quite close proximity to Stoller and consider it our neighborhood school. It would be odd to travel so far to the new middle school when there is one right next door!
12/17/2019	Ritochit Chakraborty	ritochit.chakraborty@gmail.com	Findley Elem	Stoller MS	Sunset		Based on the theme maps presented, the most balanced one seems to be Theme 2. The deficiencies are under utilization of Cedar Park MS and over utilization of Five Oaks MS. One solution for balancing Five Oaks vs Cedar Park could be to have Rachel Carlson in Cedar Park, thereby creating a better balance across all middle schools. In none of the maps, splitting Findley along the imaginary boundary line of Bronson Creek achieves the desired outcome - the data speaks for itself. I would like the committee to consider the numbers and not split Findley ES. Thank you!
12/17/2019	May	mrwang.npu@gmail.com	Springville K-8	Stoller MS	Westview		keep Springville in Stoller, Five Oaks is too far for us. Please maintain equity of commute time . We are sacrificing the mental sanity of 400 kids of Springville to just keep Findley happy.
12/17/2019	Shobhana Krishnan	kshobhana@hotmail.com	Findley Elem	Stoller MS	Sunset		This comment is to show support to keep the existing Findley communities within the Stoller school boundary.Findley has long been a stable feeder school for Stoller. The new developments in the north are still growing and keeping Springville as a part of Stoller will not solve the overcrowding issue. In fact we will be back in a couple of years time discussing the same and wasting time and money for everyone. I propose keeping the original feeder schools Findley/ JW within Stoller boundary. Altering the existing feeder pattern to accommodate new developments which seem to be lacking in proper planning is not the way to go. Its not a fair solution.I urge BSD to please keep Findley communities together within the Stoller boundary and not split the students between 2 schools.
12/17/2019	Poulami Mitra	mitra.poulami@gmail.com	Findley Elem	Stoller MS	Sunset		Thank you for posting the projected enrollment and showcasing the maps with multiple what-if scenarios. Splitting Findley seems to be completely ineffective in solving the overcrowding at Stoller MS. Areas with rapid residential growth should be assigned a middle school that has the cushion to absorb additional students. Stoller will never be that school as long as two large student populations from Sato and Springville feed into it. Please do not split Findley and maintain it as a feeder to Stoller.
12/17/2019	Sudha Pidikiti	Sudhapidikiti@hotmail.com	Findley Elem	Stoller MS	Sunset		Hi, both our children graduated from Findley and are in Stoller middle school. The two communities are so together in every aspect for more than 20 years. Findley Elementary boundary goes all the way to Stoller Middle school entry. With such close proximity many kids walk to school and there are new THPRD trails coming up that would increase this. I request that Findley Elementary school continue to feed into Stoller. Any proposal that asks for Elementary school breaking up should be rejected .
12/17/2019	Zheng Zhang	zxz9622@yahoo.com	Findley Elem	Stoller MS	Sunset		I am writing this comment to express my opposition to split feeding students from the same Elementary schools into different middle schools. Splitting feeding will double the stresses for new MS students, who will be forced to adapt to completely strange environments with very few old friends. This is detrimental to their emotional healthiness and could negatively impact their academic performance. I understand the committee's desire to solve the MS overcrowd problem, but split feeding simply wouldn't solve the problem and could cause many bad side effects. I strongly hope that the committee can take this into consideration, when making the final decision.
12/17/2019	Ian	Ian2005@gmail.com	Springville K-8	Stoller MS	Westview		kids in Findley walk to Stoller for exercise, While Kids in Springville take one and a half hour on bus to Five Oaks. No fair! Keep Springville in Stoller!
12/17/2019	Mark Behbehani	markbhub-school@yahoo.com	Findley Elem	Stoller MS	Sunset		I was looking through some of the proposed maps and some of the boundaries seemed to be completely artificial and arbitrary cut-offs just to make the numbers work. It got me thinking of what a border should be. One of the most questionable borders is powerline park. It is a wide wetland area with power lines and a trail running through it. From a map it would look like a good place to split, but if you live near there you would know that they connect communities more tightly than roads ever do. The trail and connectors feed all the neighborhoods nearby and the trail and playground are a magnet for any children within walking/biking distance. The trails are much safer (by far) than streets as you can go several miles without needing to cross streets or mingle with traffic.This highlights the importance of getting feedback from people that actually live in the neighborhoods you are dividing instead of drawing a line where it looks good on a map.
12/17/2019	Shashi Lakkavalli	vscsi@yahoo.com	Findley Elem	Stoller MS	Sunset		Dear BSD members,I reviewed the proposals, and themes #1 and #4 did not make sense for 2 reasons -- Breaks up the small Findley community into two. The kids and parents in a community form close-knit relationships during the 6 years the kids are in elementary schools, and this is broken by splitting Findley community into two.- The Stoller population balloons drastically with these two themes. Please do not break up the small and close-knit Findley community. Please focus on themes #2 and #3.Thanks,Shashi
12/17/2019	Sarif Masud	smasudbd@yahoo.com	Findley Elem	Stoller MS	Sunset		Dear Middle School Boundary Adjustment Committee: I looked carefully the theme maps that you posted for December 19 meeting. Theme 2 is best suited for Stoller with lowest possible students of 1260 in 2025 projection which will reduce the overcrowding of Stoller and make more healthy environment for the kids. Other benefits of theme 2 is that it did not split the elementary schools into middle school feeding. Jacob Wismer, Findley, Sato are in Stoller. Springville, Rock Creek, Bethany, Mc Kinley and Elmonica are in Five Oaks. Oak Hills, Terra Linda, Bonny Slope and Cedar Mill are in new Timberland. It is very important to keep the complete elementary school into same Middle school for kids social and emotional growth. I know how much frustrating it was for my kids when we moved in to our current house from apartment in Hillsboro and it took months for kids to get adopted into new school friends. I would request committee accepts theme 2 for new middle school boundary.Thank you.
12/17/2019	Afrin Sultana	afrin124@yahoo.com	Findley Elem	Stoller MS	Sunset		I look forward to this Thursday's meeting. Based on the 4 maps posted on BSD website, I think theme 2 is most reasonable solution for Stoller Middle school. This is because the theme has the minimum number of projected students and thus will solve the overcrowding situation at Stoller. Excluding Springville Elementary from Stoller will make this solution sustainable as Springville is a fast growing community.
12/17/2019	Raguraman Venkatesan	ragu.venkatesan@intel.com	Sato Elem	Stoller MS			Theme 2 best meets the Boundary committee's twin goals of starting a comprehensive MS program at Timberland (70% with Theme2) and reducing Stoller's enrollment to 90% of permanent capacity (105% perm, 83% total, with Theme2).But it requires some adjustments to balance the increase in enrollment at other schools, specifically FiveOaks. So we propose the following:1. Start with Theme22. Move the sections of Mckinley and Elmonica which are south of Walker road from FiveOaks to Meadowpark (approx 320)3. Move all of AlohaHuber from Meadowpark to Mountainview (approx 350). It is also the closest school to that neighborhood.This will result in Fiveoaks enrollment dropping from 134% (Theme 2) to 104%;Meadowpark enrollment will decrease from 83 % total capacity (theme 2) to 80% total capacity; and,Mountainview enrollment will increase from 64% total capacity (Theme2) to 96% total capacity.In summary, making these changes would modify the middle school population from 134%/83%/64% to 104%/ 80%/96% for five oaks, meadow park and mountain view respectively while keeping stroller at 83% of total capacity.
12/17/2019	Ben	Benz2010@gmail.com	Springville K-8	Stoller MS	Westview		Moving SUMMA out to Timberland. This will increase usability of Timberland space.

12/17/2019	Ashwini Upasani	ashwini.upasani@gmail.com	Findley Elem	Stoller MS	Westview		BSD needs to take a long term approach to the Stoller overcrowding problem. Keeping two big elementary schools such as Springville and Sato from growing neighborhoods can never solve the overcrowding problem. Unless Springville is moved out, the overcrowding problem at Stoller can never be solved.Stoller MS has always been feeder school for Findley with all neighborhood kids attending. Making way for a faraway school and moving out or splitting existing school will negatively affect kids and separate them from their friends. Request is to keep entire Findley within Stoller boundary.
12/17/2019	Chirag Shah	chirag_sh@hotmail.com	Findley Elem	Stoller MS	Sunset		Dear BSD Committee Members, Thank you again for your diligence and coming up with new Map themes. I would like to request you to not split Findley. Kids and families have years and years of friendship and they are all looking to go together to Stoller to join their elder siblings and friends siblings. Findley kids are very close knit bunch and splitting kids from the very best childhood friends is not a good idea. My daughters wants to go to school and after school even during summer as she gets to meet and play with all her friends. PLEASE PLEASE PLEASE do not split Findley and please keep Findley as part of Stoller MS. thanks again for listening and reading to all the feedbackChirag

Proposal for MS BC


Yamini nimmagadda <yamini.nimmagadda@gmail.com>

Mon 12/16/2019 1:34 PM

To: robert mccracken <Robert_Mccracken@beaverton.k12.or.us>; Steven Sparks - Exec Admin <Steven_Sparks@beaverton.k12.or.us>; deborah wohlmutter <Debby_Wohlmutter@beaverton.k12.or.us>

■ 1 attachments (451 KB)

Proposal - Neighborhood School for SPR and RC.pdf;

 **This is from a Non-BSD Email address:** Please only click links and attachments if you are sure they are safe

Hi Steven, Debby and Robert,

I am a Findley community parent. Here is a proposal that a group of us have worked on. Our main theme is to provide a middle school in the north west of bethany area (SPR and RC), so that a middle school neighborhood community can be established there as well. **Proposal attached, please review it and add it to your records.** In simple terms, our proposal has Rockcreek conversion to middle+ (5-8) and Springville as an elementary- for both Springville (current) and Rockcreek (K-4).

Given that Rockcreek school has huge room for future development, extending the school or adding more capacity should be doable. I read that it was considered in 2010. Given the elementary student volume in North Bethany (north of 26), having just 2 middle schools of 2180 total capacity (Stoller and Timberland) would result in long travels for some kids. Opening RC as middle would create more volume for middle in the north reducing travel and opportunities for kids to walk/bike to schools.

Regards,
Yamini Nimmagadda

Proposal: Neighborhood School for Springville and RockCreek

While making boundary changes for middle schools, we sincerely and strongly request the committee and parents to hinge their proposals on the below fundamental factors which are essential for high academic achievement, good emotional and physical health, and overall personality development for kids:

- ***Neighborhood schools in walking proximity should never be disturbed***
- ***Elementary schools should not be split while feeding into middle schools***
- ***Proposals should be sustainable considering growth projections instead of a snapshot***

Our Proposal:

Continue feeding Findley into Stoller. Create a new neighborhood middle school for Springville and Rock Creek by converting RockCreek ES to a middle school feeding both current Springville and Rock Creek and accommodate Springville and Rock Creek ES students in Springville ES.

Highlights of our proposal:

- 1) Neighborhood schools in walking distances are not disturbed and we are creating more opportunities for neighborhood schools.
- 2) No elementary schools are split.
- 3) The solution considers growth projections over time to ensure that there is no possibility of overcrowding at any school.
- 4) Legacy rule is taken into account for Stoller and phasing out Springville 6-8 middle schools.
- 5) No new buildings/constructions are required right away.
- 6) Alleviates concerns from Findley, Springville, and Rock Creek parents as this solution offers two neighborhood middle schools and addresses both distance and school rating concerns.

Criteria for our proposal:

Walkability to Neighborhood Schools:

Walking to school offers several benefits for kids' physical and emotional health as mentioned in several studies from CDC, NIH, University of Toronto [References: 1,2,3]. ***Walking to school reduces obesity, improves physical fitness, reduces depression, and develops friendships and bonds between kids, thereby resulting in an overall improvement in academic achievement and personality development.*** Several states including Oregon have been promoting 'walking school bus' to encourage more and more kids to walk to school. BSD

themselves approve and organize such programs to encourage kids to be healthy by walking to school. Sexton mountain school has been successfully following this program for a while [References: 4,5].

We appreciate BSD for considering 'Neighborhood proximity and accessibility' as one of the fundamental criteria for middle school boundary adjustments and hope that this criteria is truly taken into account for the final solution. Middle school boundary adjustment should not be treated as just a map drawing exercise or a math problem. We should take into account the overall wellbeing of the BSD kids and also care about our environment. ***By encouraging more kids to walk, we will have less CO2 emissions from buses and cars drivings kids to and from school.*** Using 5-6 buses to transport Findley kids to Timberland 4.1 miles away when ~50% kids are already walking to Stoller and more can walk with the upcoming trails (or) bussing Springville kids an extra 1.2 miles to Five Oaks, both impact the environment. ***BSD should create more opportunities for increasing walkability to school and should never disturb working solutions.***

No Split Feeding:

The common theme and request from parents all over BSD (Nancy Ryles, Hiteon, Raleigh Park, Cooper Mountain, Findley, Jacob Wismer, Sato etc.) is not to split elementary schools feeding into middle as seen by the parents' testimonials in meetings and comments. We hope that BSD takes this opportunity to correct the previous mistakes they committed by splitting schools and use '**no splitting**' as the fundamental premise for the boundary adjustments going forward. As committed BSD families invested in children's education, emotional health, and overall personality development, we strongly urge the committee to discard split feeder themes. Kids in their early teen years go through hormonal and emotional changes. Research (<https://www.napls.us/site/handlers/filedownload.ashx?moduleinstanceid=4047&dataid=8331&FileName=School%20Feeder%20Patterns-%20Overview%20and%20Impacts.pdf>) shows that having their elementary friends continue to middle school helps their overall development. ***Split feed patterns to middle is detrimental to kids' overall development, academic achievement, and emotional health.*** They are at the threshold of adolescence and the transition to middle school is very stressful. We should not be adding more stress to the mix. There is a vast difference in mental health status during middle school transition vs high school transition.

Sustainable Solution for Overcrowding Issue:

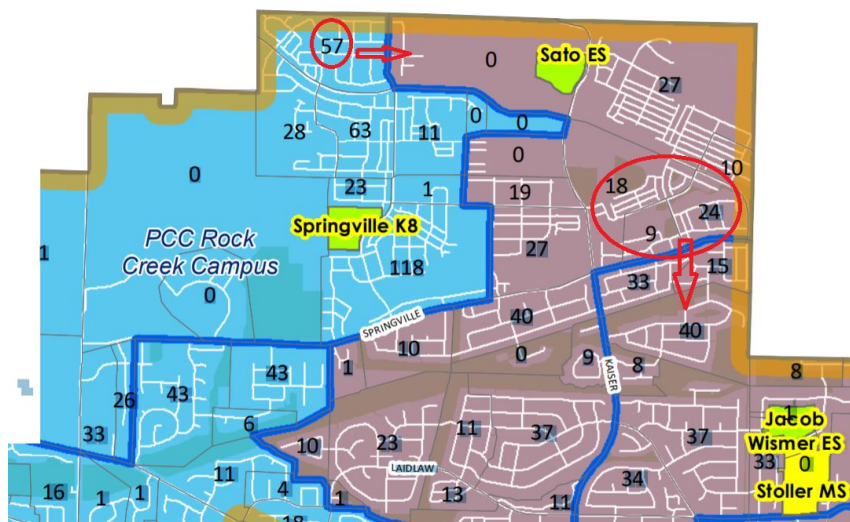
For the middle school boundary adjustment, developing a sustainable solution is very important. Otherwise, we will have to repeat the entire exercise every 2 years. ***Growth projections for the coming 10 years should be considered for developing a sustainable solution; just considering the current snapshot and fitting in numbers doesn't work given the explosive growth projected in NorthWest Bethany.*** Our proposal factors in these growth projections and shows that there won't be overcrowding in any school.

Details of our Proposal:

We propose that K-4 grades from both Springville and Rock Creek attend the Springville ES and convert Rock Creek ES to middle school for both Springville and Rock Creek areas hosting grades 5-8. According to the long range planning document from BSD, Rock Creek site offers a great potential to be converted to middle school. It could also host both elementary and middle schools. Below snapshot from the long range planning document establishes this fact. While there are several options that could be explored to expand Rock Creek building to host a large middle school or to host both elementary and middle, our request is to consider this feasible unique arrangement of hosting 5-8 grades in middle school as it does not require any immediate or new constructions or major infrastructure change. ***This will alleviate distance concerns from Springville parents. This will also alleviate the rating concerns from both Springville and Rock Creek parents as the same students being fed into Stoller will now feed into the newly converted Rock Creek Middle school.***

Conversely, Rock Creek Elementary School offers an example of a land-rich school site (Figure 3). Its building area comprises only about 6% of the 17.6-acre lot area. The site, therefore, offers possibilities of redevelopment and co-location of schools in the future. The site could potentially accommodate both an elementary school and middle school. Or the site could be converted to a middle school site if there were a need for additional middle school capacity in this portion of the District. While neither option has been proposed or evaluated, the large Rock Creek school site does appear to provide the District with options for future expansion.

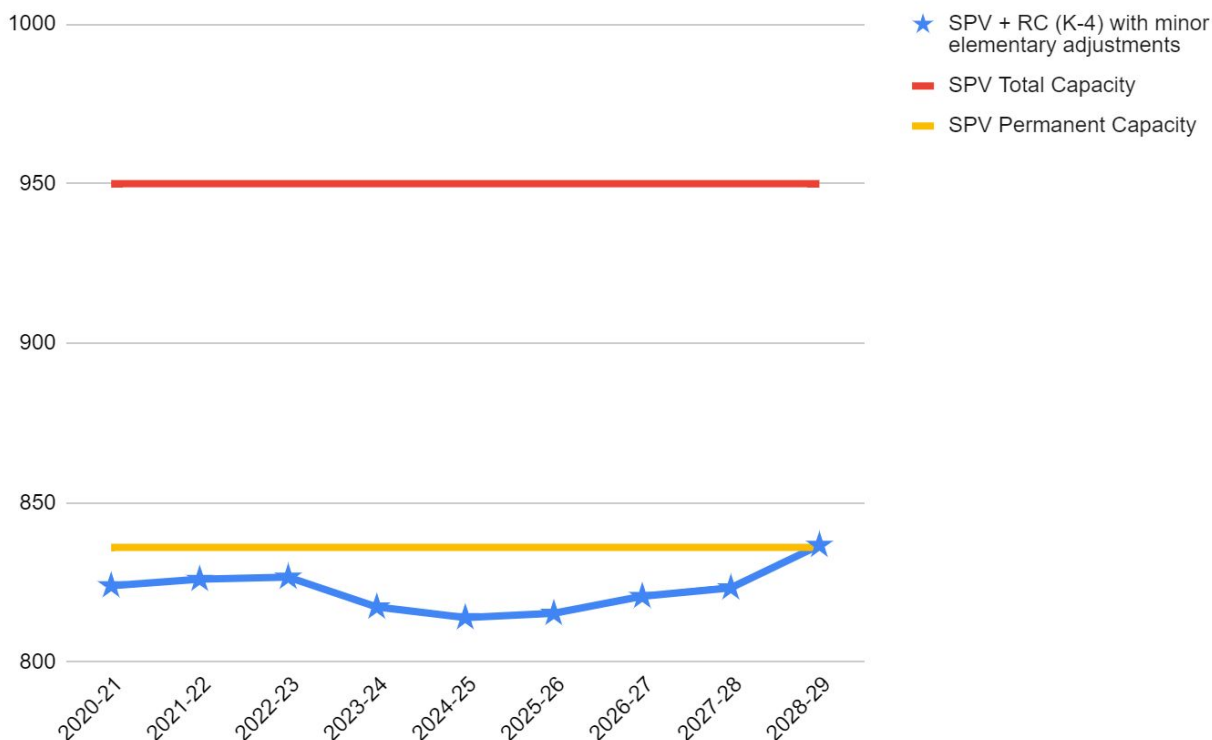
Snapshot taken from Long Range Facilities Plan from BSD website (Reference: 6)



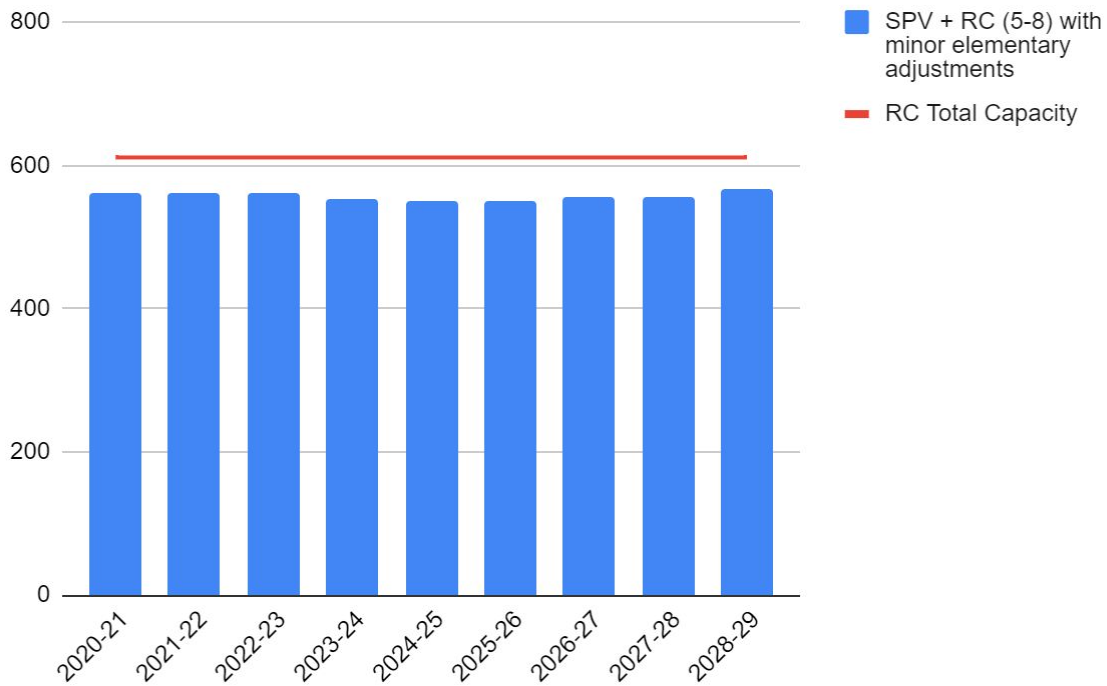
Minor elementary boundary adjustments suggested to avoid any potential overcrowding issues in Springville and potential underutilization in Jacob Wismer.

To sustain this arrangement long term, we propose minor boundary adjustments to elementary schools to prevent overcrowding issues in Springville or Rock Creek and also to prevent underutilization of Jacob Wismer as the enrollment in JW drops significantly. Above picture shows the recommended minor elementary boundary adjustments. The areas north of Shackleford should be moved from Springville to Sato. The areas south of Shackleford and east of Kaiser should be moved from Sato to Jacob Wismer ES.

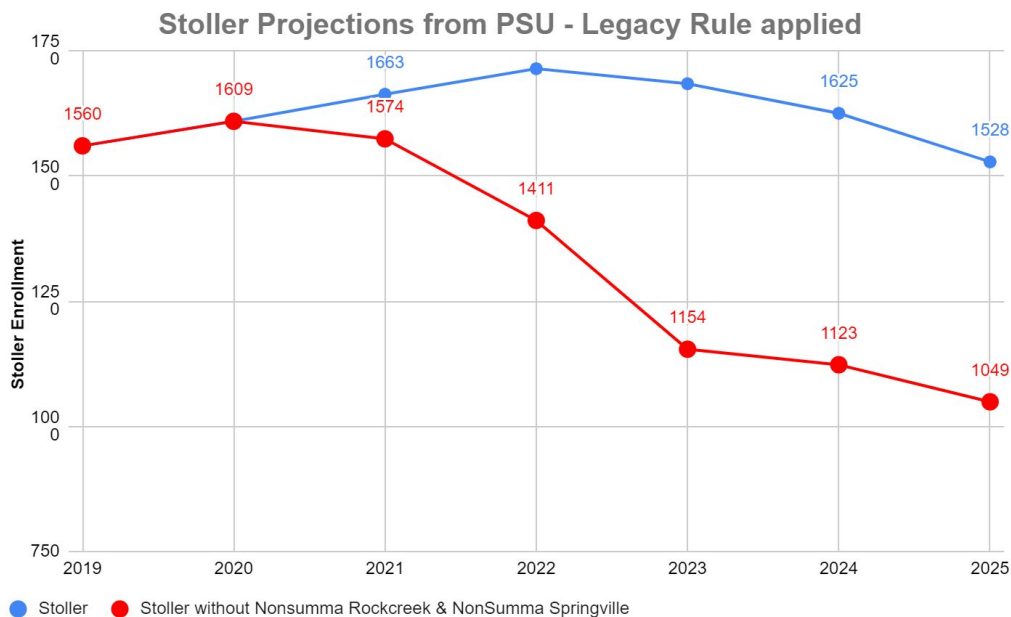
Below graphs show the enrollment projections considering the growth from PSU data (Reference: 7) with the above proposed minor elementary boundary adjustments. These graphs do not reflect the phasing out 6-8 in Springville, but given that each grade is ~50, the phasing out 6-8 can be easily accommodated. We calculated the K-4 data by taking the K-5 data for both Springville and Rockcreek and subtracting 1/6th of the total number. We added this number to 5-8 projections. The incoming students for 6-8 are roughly calculated as 50% of elementary school. Given that 12% of kids go to option schools, we multiplied this number by 0.88. We also subtracted the summa kids (roughly 70 from each school, so ~140 total) as these kids can continue attending Stoller summa.



Above graph shows K-4 enrollment data including both Springville and Rockcreek using growth projections from PSU data. From the graph, it can be seen that until 2029, K-4 enrollment is projected to be less than the permanent capacity of Springville ES



Above graph shows 5-8 enrollment data including both Springville and Rockcreek using growth projections from PSU data. From the graph, it can be seen that until 2029, 5-8 enrollment is projected to be less than the total capacity of RockCreek.



This solution also reduces the overcrowding in Stoller over time and is sustainable as can be seen in the above graph as the growth in Sato is balanced by the decrease in Findley.

Feeder Schools:

Below table shows a possible combination of feeder elementary schools to other middle schools in BSD with this proposal. Conestoga is kept below 80% to account for projected growth in south Beaverton. Stoller MS feeding remains approximately the same as growth in Sato is balanced by a decline in other feeder schools over time.

MS	permane nt capacity	Elem schools feeding	Feeder total	Expected enrollment assuming 12% to Option school	% utilization of permanent capacity
Cedar Park	872	Raleigh Park, Ridgewood, William Walker, chehalem	823	724	83
Conestoga	959	Scholls Heights, Greenway, Nancy Ryles	848	746	78
Five Oaks	1127	ElMonica, McKinley, Rachel Carsen, BeaverAcres	1128	993	88
Highland Park	871	Sexton Mountain, Fir Grove, hiteon	858	755	87
Meadow Park	855	Barnes, AlohaHuber, Bethany	903	795	93
Mountain View	990	Kinnaman, Cooper Mountain, Errol Hassel, Hazeldale	1139	1002	101
Stoller	1081	Findley, Jacob Wismer, Sato, (summa from all Findley, JW, Sato, Springville, Rockcreek)	1291	1136	105
Timberland	1100	West TV, Cedar Mill, Bonny Slope, Terra Linda, Oak Hill	1115	981	89
Whitford	858	MontClaire, Raleigh Hill, McKay, Vose	870	766	89

Closing Statement:

The boundary adjustment exercise impacts schools, families, kids, teachers and may create a lot of stress and heartburn when certain fair points and requests go unheard. We understand that it is an extremely difficult task for BSD to satisfy all parties involved, to factor in all the concerns and requests into the final solution, and to ensure that existing working solutions are not destroyed. We believe that our proposal provides an opportunity for BSD to satisfy all parties involved and to create a solution that is sustainable that not only prevents overcrowding in all schools across BSD, but also promotes kids' academic achievement and emotional health by providing accessible neighborhood schools. We sincerely request you to read this proposal completely and consider this solution that will be acceptable to all parties.

References:

- [1] <https://www.operationwarm.org/blog/the-benefits-of-walking-to-school111/>
- [2] https://www.cdc.gov/pcd/issues/2016/15_0573.htm
- [3] <https://www.utoronto.ca/news/why-walking-school-better-driving-your-kids>
- [4] <http://www.beavertonsaferoutes.org/uploads/1/1/0/3/110380801/walkingschoolbus.pdf>
- [5] <https://pamplinmedia.com/pt/9-news/361444-239848-students-hop-aboard-walking-school-bus->
- [6] <https://www.beaverton.k12.or.us/departments/long-range-planning>
- [7] <https://pdxscholar.library.pdx.edu/cgi/viewcontent.cgi?article=1129&context=enrollmentforecasts>