Electronic Transmittal Form for DEEP Remediation and LUST Secure File Transfer (SFT)

DEPARTMENT OF ENERGY AND ENVIRONMENTAL PROTECTION
REMEDIATION DIVISION
LEAKING UNDERGROUND STORAGE TANK COORDINATION PROGRAM
www.ct.gov/deep

This Electronic Transmittal Form is to be used when submitting a document to the Connecticut SFT website. This form must be completed and included as the cover sheet of your electronic document.

Requirements for Transmittals through the SFT website:

- Only document types identified in Part III below may be submitted through the SFT website.
- Documents submitted through the SFT website must include all applicable figures, tables and laboratory data.
- Files must be formatted as PDF/A and use the appropriate naming convention:
  - For Remediation Filings: **REM_RemID_DocumentType_DateofDocument**
    Example: REM_1234_MonitoringReport_01-01-2001
  - For LUST Filings: **LUST_SiteAddress_Town_AbbreviationForDocumentType_DateofDocument**
    Example: LUST_1MainStreet_Hartford_ESA_01-01-2001
    Note: For AbbreviationForDocumentType" use appropriate abbreviation on page 2 of this form

Part I: Program Type (Select either Remediation or LUST as your Primary Program Type)

☒ Remediation	☐ LUST
Primary Program: Voluntary Remediation Program	UST Facility ID: (if applicable)
*Rem ID: 13334 (required)	Spill Case Number: (if known)

Part II: Site Information

Site Name: Greenwich High School

Site Address: 10 Hillside Road

City/Town: Greenwich State: CT Zip Code: 06830

Secondary Programs (complete as many as applicable for this document):

Program: Select a Program	Project ID:
Program: Select Secondary Program	Project ID:
Program: Select Secondary Program	Project ID:
Program: Select Secondary Program	Project ID:

Provide Project ID for each secondary program if it is known.
Each program has a unique ID (i.e. Rem ID, Spill Case #, UST Facility ID, PCB File #, etc.)

Part III: Document Information

Remediation - Annual Report

Date of Document: 7/23/2018

Part IV: Submitter Information

Name: Matthew Rood **E-mail: matthew.rood@aecom.com

**By providing this e-mail address you are agreeing to receive official correspondence from the department, at this electronic address, concerning the subject document. Please remember to check your security settings to be sure you can receive e-mails from "ct.gov" addresses. Also, please notify the department if your e-mail address changes.

Name of company/business this document is being submitted on behalf of: Town of Greenwich

AECOM
500 Enterprise Drive
Rocky Hill, CT 06067
aecom.com

July 23, 2018

Mr. Jeff Wilcox
Remediation Division Bureau of Water
Protection and Land Reuse
Connecticut Department of Energy and
Environmental Protection
79 Elm Street
Hartford, CT 06106-5127

Annual Progress Report
Greenwich High School
10 Hillside Road
Greenwich, Connecticut
Remediation ID No. 13334

Dear Mr. Wilcox,

On behalf of the Town of Greenwich (the Town), AECOM is submitting this Annual Progress report for the above referenced property (the site). In May 2017, the Town submitted an Environmental Condition Assessment Form (ECAF) to the Connecticut Department of Energy and Environmental Protection (CT DEEP) requesting enrollment of the site into the CT DEEP Voluntary Remediation Program (VRP) under Connecticut General Statutes (CGS) §22a-133x. The CT DEEP issued an Acknowledgement of Receipt of the ECAF (CT DEEP letter to the Town dated July 18, 2017) and assigned Remediation ID No. 13334 for the site. In accordance with the CT DEEP acknowledgement letter, the Town submitted a proposed site investigation and remediation schedule on October 12, 2017.

Annual progress reports are required to be submitted in July of each year. This letter report documents activities conducted between June 1, 2017 and May 31, 2018 (reporting period).

Summary of Activities

The following activities were performed during this reporting period:

1. Quarterly groundwater monitoring was performed in April, August and November 2017 and in March 2018, and sampling results are summarized herein. Please note the April 2017 sampling event, although outside the reporting period, is included in order to provide results associated with four quarterly events.
2. Site investigation activities are ongoing at the site and include further evaluation of the hydrogeologic conditions at the site, updating of the conceptual site model (CSM) and evaluation of data gaps associated with identified areas of concern (AOCs) at the site. These activities are being performed under work plans previously submitted to the CT DEEP for review and approval. The results of site investigation activities will be summarized in a site investigation addendum report (Phase III addendum). Activities performed in the reporting period include:
    a. Installation of five deep, and one shallow overburden monitoring wells in August 2017;
    b. Installation and continued monitoring of water level data loggers in select monitoring wells and West Brothers Brook;
    c. Installation and continued monitoring of an on-site rain gauge;
    d. Infiltration testing of the natural turf fields; and
    e. Soil sampling in AOCs 3, 8 and the areas around fields 6 and 7 in April 2018;
3. A Screening Level Ecological Risk Assessment (SLERA) Addendum was submitted to the CT DEEP in October 2017. The previously submitted SLERA was updated to included data collected upstream and downstream of the site.

4. Sampling of synthetic turf construction materials on fields 3 and 4 was performed in April 2018. The results of the sampling were submitted to the CT DEEP and United States Environmental Protection Agency (EPA) on June 11, 2018.

The following sections provide a summary of groundwater monitoring activities conducted, along with available results.

Groundwater Monitoring Summary

During this monitoring period AECOM performed groundwater monitoring events in April, August and November 2017 and March 2018. In August 2017, six groundwater monitoring wells were installed at the site, including five deep monitoring wells paired with existing shallow wells: MW-AM16D, MW-Y9D, MW-AA12D, MW-AJ13D and MW-S15D; and one shallow monitoring well MW-AL10 (screened over the water table ~2-12 ft. bgs). Sampling results for these wells are included in the November 2017 and March 2018 data sets. Boring logs and well construction diagrams for the new wells are provided in **Appendix A**.

Groundwater monitoring was performed using the same methods as described in the Remedial Investigation (RI) Report (AECOM, 2013), which involve low-flow sampling using a peristaltic pump and dedicated polyethylene tubing. Water quality readings were collected during purging until parameters were considered stable, and then a sample was collected into the appropriate containers for transport to the laboratory. Samples were analyzed for the following constituents:

- PCBs as homologs by SW-846 Method 680;
- PAHs by SW-846 Method 8270b; and
- Connecticut 15 Metals by SW-846 Methods 6010/7470.

Analytical Results

A groundwater data summary table is provided as Table 1. Groundwater results were compared to the CT DEEP Remediation Standard Regulations (RSRs) Groundwater Protection Criteria (GWPC) and Surface Water Protection Criteria (SWPC). Results are discussed below, and laboratory analytical reports are provided on disk in **Appendix B**.

All data collected was analyzed following Connecticut Reasonable Confidence Protocols. While some deviations from RCP quality control standards were noted, these deviations do not affect the usability of the data. Data were flagged as estimated values, where appropriate, consistent with USEPA data validation guidance. The results are usable as reported for evaluating groundwater concentrations at the site and making comparisons to applicable RSR criteria. Data quality assessment forms are presented in **Appendix C.**

Polychlorinated Biphenyls (PCBs)

Groundwater samples were collected for PCB analysis from each well during each monitoring event and were analyzed for PCB homologs via EPA Method 680 by Con-Test Analytical Laboratory (Con-test) of East Longmeadow, Massachusetts. Con-Test is a Connecticut Department of Public Health approved laboratory.

Throughout each monitoring period, PCBs concentrations were reported above the SWPC and GWPC in groundwater samples collected from MW-AA12, MW-AH16R, MW-AJ13 and MW-Y15. Groundwater samples collected from deep monitoring well MW-AJ13D during two monitoring events exceeded screening criteria.

Based on groundwater results obtained during the last four monitoring events, PCB concentrations above regulatory criteria in groundwater continue to be located in AOC 1, the area where PCBs are present in soil. This is consistent with previous groundwater results. The data indicate that dissolved PCBs are not migrating from the area of highest soil impacts at concentrations above groundwater criteria.

Polycyclic Aromatic Hydrocarbons (PAHs)

Groundwater samples from select wells were analyzed for PAHs during each monitoring event. PAHs were detected in samples collected from monitoring wells MW-AA12, MW-AH16R, MW-AJ13, MW-S15 and MW-Y15. Benzo(a)anthracene, benzo(a)pyrene, benzo(b)fluoranthene and benzo(k)fluoranthene were detected at concentrations above the GWPC and the SWPC in samples collected from MW-AA12 (August 2017 and March 2018). These PAHs were not detected in the April 2017 sampling event. Phenanthrene was detected at concentrations above the 1996 SWPC in samples collected from several wells on multiple occasions. However, the 1996 SWPC for

phenanthrene in the legislatively approved RSRs was a typographical error, and CT DEEP has issued a recommended alternative criterion, which is a factor of 182 higher than the 1996 value. None of the groundwater analytical results were above this alternate criterion for phenanthrene.

Metals

Groundwater samples from select wells were analyzed for metals during each monitoring period. Antimony, arsenic, barium, chromium, copper, lead, nickel, vanadium and zinc were detected in one or more groundwater samples. Exceedances above RSR criteria occurred most frequently in samples collected from monitoring wells MW-AH16R and MW-AJ13. Antimony and barium were detected at concentrations above the GWPC and arsenic was detected at concentrations above the SWPC in groundwater samples collected from monitoring well MW-AH16R; zinc was detected at concentrations above the SWPC in groundwater samples collected from wells MW-AH16R, MW-AA12, and MW-AJ13; and arsenic was detected at concentrations above the GWPC and SWPC in groundwater samples collected from monitoring well MW-AJ13.

Historical and recent results for metals in groundwater have indicated that exceedances of RSR criteria are generally identified in samples collected from within AOC 1, the area associated with the fill material. Intermittent detections have been observed in wells outside of the fill. Generally, where metals have been detected in wells outside of the fill area, the reported concentrations were below or only slightly above screening criteria.

Groundwater Elevation Monitoring

During each groundwater monitoring event, synoptic groundwater elevation monitoring was conducted. **Figures 1 through 7** depict interpreted shallow and deep groundwater elevation contours for each gauging event. Deep wells did not exist during the April 2017 sampling events. The five newly installed deep overburden monitoring wells were included in the synoptic groundwater elevation monitoring events beginning with the August 2017 sampling event.

The groundwater elevation data generated during these monitoring periods continue to show shallow groundwater flowing onto the Site from the east and flowing off-site towards the southeast, in the area of where West Brothers Brook discharges from the Site. There is also radial flow from the area of Fields #2 and #3 toward West Brothers Brook. These data are generally consistent with previous results.

There is a downward groundwater gradient from the shallow overburden to the deep overburden in the center of the fields, where the deep overburden wells are installed. However, this gradient is expressed over a silt and peat unit that is typically approximately 5 feet thick, and limits the potential for vertical groundwater flow. The peat is thickest near the southeastern quadrant of Field #3 (i.e., 34 feet thick at MW-Y15-D, see **Appendix A**), which may limit the potential for southeasterly groundwater flow in the deep overburden.

The groundwater elevation data generated from deep monitoring wells indicates a flatter groundwater gradient in the deep overburden with a generally southwesterly gradient. The lowest water table elevation in the shallow aquifer below the fields is located at the southwestern corner of the Field #2. The overall pattern of data suggest groundwater flow from topographically higher areas to the north and northeast, likely a combination of overburden flow and bedrock discharge, and potential upwelling and discharge to surface water near the southern portion of Field #2.

Future Activities

Investigation and monitoring activities will continue to assess site AOCs, evaluate site hydrogeology, and further develop the CSM. Field activities are scheduled during the summer to minimize impacts to school activities.

Please contact the undersigned with any questions pertaining to this project.

Regards,

Patrick Haskell, LEP, CHMM.
Technical Leader

Michael Doherty, P.E.
Associate Vice President

Enclosures:

	Table 1	Groundwater Analytical Data
	Figure 1	April 2017 Shallow Groundwater Contours
	Figure 2	August 2017 Shallow Groundwater Contours
	Figure 3	August 2017 Deep Groundwater Contours
	Figure 4	November 2017 Shallow Groundwater Contours
	Figure 5	November 2017 Deep Groundwater Contours
	Figure 6	March 2018 Shallow Groundwater Contours
	Figure 7	March 2018 Deep Groundwater Contours
	Appendix A	Soil Boring and Monitoring Well Logs
	Appendix B	Laboratory Analytical Reports
	Appendix C	Data Quality Assessment Forms

cc: Amy Siebert, Town of Greenwich, Department of Public Works
Daniel Watson, Greenwich Public Schools
Kimberly Tisa, EPA
Gary Trombly, CT DEEP
Peter Hill, CT DEEP
Jane Warren, McCarter & English, LLP

References:

AECOM, 2013. Remedial Investigation Report. Greenwich High School. Greenwich, CT. AECOM. February 2013.

CT DEEP, 2017. Technical support document: Recommended numeric criteria for common additional polluting substances and certain alternative criteria. CT DEEP. Revised January 27, 2017.

Table

Table 1
Groundwater Analytical Data

Greenwich High School
10 Hillside Road
Greenwich, Connecticut

Location ID Sample ID Sample Date SDG	GWPC	SWPC	MW-28 MW-28-20170411-1 4/11/2017 17D0505	MW-28 MW-28-081617-1 8/16/2017 17H0897	MW-28 MW-28-111517-1 11/15/2017 17K0912	MW-28 MW-28-030618-1 3/6/2018 18C0227	MW-35 MW-35-20170411-1 4/11/2017 17D0505	MW-35 MW-35-081617-1 8/16/2017 17H0897	MW-35 MW-35-111617-1 11/16/2017 17K1027	MW-35 MW-35-030618-1 3/6/2018 18C0227	MW-AA12 MW-AA12-20170411-1 4/11/2017 17D0505
PAHs (ug/L)											
2-Methylnaphthalene	NE	NE	<0.05	<0.05	<0.05	<0.05	<0.05	<0.05	<0.05	<0.05	**1.4**
Acenaphthene	NE	NE	<0.05	<0.05	<0.05 UJ-	<0.05	<0.05	<0.05	<0.05	<0.05	**6.4**
Acenaphthylene	420	0.3	<0.05	<0.05	<0.05	<0.05	<0.05	<0.05	<0.05	<0.05	<0.05
Anthracene	2000	1100000	<0.05	<0.05	<0.05	<0.05	<0.05	<0.05	<0.05	<0.05	**0.58**
Benzo(a)anthracene	0.06	0.3	<0.05	<0.05	<0.05	<0.05	<0.05	<0.05	<0.05	<0.05	<0.05
Benzo(a)pyrene	0.2	0.3	<0.05 UJ	<0.05	<0.05 UJ-	<0.05	<0.05 UJ	<0.05	<0.05	<0.05	<0.05
Benzo(b)fluoranthene	0.08	0.3	<0.05 UJ	<0.05	<0.05	<0.05	<0.05 UJ	<0.05	<0.05	<0.05	<0.05
Benzo(g,h,i)perylene	NE	NE	<0.05 UJ	<0.05	<0.05	<0.05	<0.05 UJ	<0.05	<0.05	<0.05	<0.05
Benzo(k)fluoranthene	0.5	0.3	<0.05 UJ	<0.05	<0.05	<0.05	<0.05 UJ	<0.05	<0.05	<0.05	<0.05
Chrysene	NE	NE	<0.05 UJ	<0.05	<0.05	<0.05	<0.05 UJ	<0.05	<0.05	<0.05	<0.05
Dibenzo(a,h)anthracene	NE	NE	<0.01 UJ	<0.01	<0.01	<0.01	<0.01 UJ	<0.01 UJ	<0.01	<0.01	<0.01
Fluoranthene	280	3700	<0.05	<0.05	<0.05	<0.05	<0.05	<0.05	<0.05	<0.05	**0.42**
Fluorene	280	140000	<0.05	<0.05	<0.05	<0.05	<0.05	<0.05	<0.05	<0.05	**3.4**
Indeno(1,2,3-cd)pyrene	NE	NE	<0.05 UJ	<0.05	<0.05	<0.05	<0.05 UJ	<0.05	<0.05	<0.05	<0.05
Naphthalene	280	NE	<0.10	<0.1	<0.10	<0.10	<0.10	<0.1	<0.09	<0.10	**8.2**
Phenanthrene	200	0.077*	<0.05	<0.05	<0.05	<0.05	<0.05	<0.05	<0.05	<0.05	**2.9***
Pyrene	200	110000	<0.05	<0.05	<0.05 UJ	<0.05	<0.05	<0.05	<0.05	<0.05	**0.23**
Metals (mg/L)											
Antimony	0.006	86	<0.005	<0.005	<0.005	NS	<0.005	<0.005	<0.005	NS	<0.005
Arsenic	0.05	0.004	<0.004	<0.004	<0.004	<0.004	<0.004	<0.004	<0.004	<0.004	<0.004
Barium	1	NE	**0.043**	**0.056**	**0.072**	**0.077**	**0.401**	**0.481**	**0.575**	**0.147**	**0.675**
Beryllium	0.004	0.004	<0.001	<0.001	<0.001	NS	<0.001	<0.001	<0.001	NS	<0.001
Cadmium	0.005	0.006	<0.001	<0.001	<0.001	<0.001	<0.001	<0.001	<0.001	<0.001	<0.001
Chromium	0.05	NE	<0.001	<0.001	<0.001	**0.002**	**0.002**	<0.001	<0.001	**0.003**	<0.001
Copper	1.3	0.048	<0.005	<0.005	<0.005	NS	**0.016**	<0.005	**0.017**	NS	<0.005
Lead	0.015	0.013	<0.002	<0.002	<0.002	<0.002	**0.005**	<0.002	**0.002**	**0.01**	<0.002
Mercury	0.002	0.0004	<0.0002	<0.0002	<0.0002	<0.0002	<0.0002	<0.0002	<0.0002	<0.0002	<0.0002
Nickel	0.1	0.880	<0.001	**0.053**	<0.001	NS	**0.005**	**0.004**	**0.009**	NS	**0.001**
Selenium	0.05	0.05	<0.010	<0.01	<0.010	<0.010	<0.010	<0.01	<0.010	<0.010	<0.010
Silver	0.036	0.012	<0.001	<0.001	<0.001	<0.001	<0.001	<0.001	<0.001	<0.001	<0.001
Vanadium	0.05	NE	<0.002	<0.002	<0.002	NS	**0.003**	<0.002	**0.002**	NS	<0.002
Zinc	5	0.123	<0.002	**0.003**	<0.002	NS	**0.003**	<0.002	**0.004**	NS	**0.028**
PCB Homologs (ug/L)											
Dichlorobiphenyl	NE	NE	<0.0010 UJ	**0.0044 J**	<0.0010 UJ	<0.0010 UJ	<0.0010 UJ	<0.0011 UJ	<0.00096 UJ	<0.0010 UJ	**0.98 J**
Hexachlorobiphenyl	NE	NE	<0.0020 UJ	<0.0022 UJ	**0.004 J**	<0.0020 UJ	<0.0020 UJ	<0.0022 UJ	<0.0019 UJ	<0.0020 UJ	<0.0021 UJ
Monochlorobiphenyl	NE	NE	<0.0010 UJ	**0.0017 J**	<0.0010 UJ	<0.0010 UJ	<0.0010 UJ	**0.0018 J**	<0.00096 UJ	<0.0010 UJ	**0.094 J**
Pentachlorobiphenyl	NE	NE	<0.0020 UJ	<0.0022 UJ	**0.011 J**	<0.0020 UJ	<0.0020 UJ	<0.0022 UJ	<0.0019 UJ	<0.0020 UJ	**0.016 J**
Tetrachlorobiphenyl	NE	NE	<0.0020 UJ	**0.0049 J**	**0.0068 J**	<0.0020 UJ	<0.0020 UJ	<0.0022 UJ	<0.0019 UJ	<0.0020 UJ	**0.12 J**
Trichlorobiphenyl	NE	NE	<0.0010 UJ	**0.0050 J**	<0.0010 UJ	<0.0010 UJ	<0.0010 UJ	<0.0011 UJ	<0.00096 UJ	<0.0010 UJ	**0.45 J**
Total PCB Homologues	0.5	0.5	ND	**0.016 J**	**0.022 J**	ND	ND	**0.0018 J**	ND	ND	**1.7 J**

Notes:
This is a summary table. Only detected compounds are presented.
Bold = Detected above reporting limit
Orange highlighted cells exceed GWPC.
Yellow highlighted cells exceed SWPC.
<0.01 = Not detected above the specified laboratory reporting limit
GWPC = Ground water protection criteria.
SWPC = Surface water protection criteria.
NE = Criteriion has not been established
NS = Not Sampled for Specific Analyte
ug/L = microgram per liter
NS = Not sampled for this constituent..
mg/L = miligram per Liter
* SWPC for phenanthrene is a typographical error in RSRs. CTDEEP has recommended a criterion of 14 ug/L. All reported values in this monitoring period are below the CTDEEP recommended criterion.
J = The analyte was positively identified; the associated numerical value is the approximate concentration of the analyte in the sample.
UJ = The analyte was not detected above the reported sample quantitation limit. However, the reported quantitation limit is approximate and may or may not represent the actual limit of quantitation necessary to accurately and precisely measure the analyte.

Table 1
Groundwater Analytical Data

Greenwich High School
10 Hillside Road
Greenwich, Connecticut

Location ID Sample ID Sample Date SDG	GWPC	SWPC	MW-AA12 MW-AA12-082417-1 8/24/2017 GBY92749	MW-AA12 MW-AA12-030818-1 3/8/2018 18C0412	MW-AA12D MW-AA12-D-082417-1 8/24/2017 17H1571	MW-AA12D MW-AA12D-111417-1 11/14/2017 17K0813	MW-AA12D MW-AA12D-030618-1 3/6/2018 18C0227	MW-AA19 MW-AA19-20170413-1 4/13/2017 17D0656	MW-AA19 MW-AA19-081817-1 8/18/2017 17H1062	MW-AA19 MW-AA19-111617-1 11/16/2017 17K1027	MW-AA19 MW-AA19-030918-1 3/9/2018 18C0412
PAHs (ug/L)											
2-Methylnaphthalene	NE	NE	**0.72**	**0.66**	NS	NS	NS	NS	NS	NS	NS
Acenaphthene	NE	NE	**5.6**	**4.1**	NS	NS	NS	NS	NS	NS	NS
Acenaphthylene	420	0.3	**0.1**	**0.07**	NS	NS	NS	NS	NS	NS	NS
Anthracene	2000	1100000	**3**	**1.3**	NS	NS	NS	NS	NS	NS	NS
Benzo(a)anthracene	0.06	0.3	**6**	**1.9**	NS	NS	NS	NS	NS	NS	NS
Benzo(a)pyrene	0.2	0.3	**4.9**	**1.7**	NS	NS	NS	NS	NS	NS	NS
Benzo(b)fluoranthene	0.08	0.3	**5.3**	**1.6**	NS	NS	NS	NS	NS	NS	NS
Benzo(g,h,i)perylene	NE	NE	**3.5**	**1.1 J**	NS	NS	NS	NS	NS	NS	NS
Benzo(k)fluoranthene	0.5	0.3	**2.9**	**1.4**	NS	NS	NS	NS	NS	NS	NS
Chrysene	NE	NE	**4.5**	**1.7**	NS	NS	NS	NS	NS	NS	NS
Dibenzo(a,h)anthracene	NE	NE	**1.7**	**0.44**	NS	NS	NS	NS	NS	NS	NS
Fluoranthene	280	3700	**9.5**	**3.9**	NS	NS	NS	NS	NS	NS	NS
Fluorene	280	140000	**3.7**	**2.5**	NS	NS	NS	NS	NS	NS	NS
Indeno(1,2,3-cd)pyrene	NE	NE	**3.5**	**1**	NS	NS	NS	NS	NS	NS	NS
Naphthalene	280	NE	**1.9**	**1.6**	NS	NS	NS	NS	NS	NS	NS
Phenanthrene	200	0.077*	**9.6***	**4.7***	NS	NS	NS	NS	NS	NS	NS
Pyrene	200	110000	**7.8**	**3.4**	NS	NS	NS	NS	NS	NS	NS
Metals (mg/L)											
Antimony	0.006	86	<0.005	<0.005	NS	NS	NS	NS	NS	NS	NS
Arsenic	0.05	0.004	<0.004	<0.004	NS	NS	NS	NS	NS	NS	NS
Barium	1	NE	**0.594**	**0.242**	NS	NS	NS	NS	NS	NS	NS
Beryllium	0.004	0.004	<0.001	<0.001	NS	NS	NS	NS	NS	NS	NS
Cadmium	0.005	0.006	<0.001	<0.001	NS	NS	NS	NS	NS	NS	NS
Chromium	0.05	NE	<0.001	<0.001	NS	NS	NS	NS	NS	NS	NS
Copper	1.3	0.048	<0.005	<0.005	NS	NS	NS	NS	NS	NS	NS
Lead	0.015	0.013	<0.002	<0.002	NS	NS	NS	NS	NS	NS	NS
Mercury	0.002	0.0004	<0.0002	<0.0002	NS	NS	NS	NS	NS	NS	NS
Nickel	0.1	0.880	**0.002**	**0.001**	NS	NS	NS	NS	NS	NS	NS
Selenium	0.05	0.05	<0.010	<0.010	NS	NS	NS	NS	NS	NS	NS
Silver	0.036	0.012	<0.001	<0.001	NS	NS	NS	NS	NS	NS	NS
Vanadium	0.05	NE	<0.002	<0.002	NS	NS	NS	NS	NS	NS	NS
Zinc	5	0.123	**0.045**	**0.275**	NS	NS	NS	NS	NS	NS	NS
PCB Homologs (ug/L)											
Dichlorobiphenyl	NE	NE	**0.29 J**	**1.1 J**	**0.029 J**	**0.0087 J**	**0.013 J**	<0.0011 UJ	<0.0011 UJ	<0.00092 UJ	<0.00097 UJ
Hexachlorobiphenyl	NE	NE	<0.0020 UJ	**0.0069 J**	<0.0020 UJ	<0.0021 UJ	<0.0020 UJ	<0.0022 UJ	<0.0022 UJ	<0.0018 UJ	<0.0019 UJ
Monochlorobiphenyl	NE	NE	**0.019 J**	**0.068 J**	**0.0053 J**	**0.0013 J**	**0.0019 J**	<0.0011 UJ	<0.0011 UJ	<0.00092 UJ	<0.00097 UJ
Pentachlorobiphenyl	NE	NE	<0.0020 UJ	**0.037 J**	<0.0020 UJ	<0.0021 UJ	**0.007 J**	<0.0022 UJ	<0.0022 UJ	<0.0018 UJ	<0.0019 UJ
Tetrachlorobiphenyl	NE	NE	**0.042 J**	**0.25 J**	**0.041 J**	**0.022 J**	**0.045 J**	<0.0022 UJ	<0.0022 UJ	<0.0018 UJ	<0.0019 UJ
Trichlorobiphenyl	NE	NE	**0.15 J**	**0.67 J**	**0.067 J**	**0.024 J**	**0.044 J**	<0.0011 UJ	<0.0011 UJ	<0.00092 UJ	<0.00097 UJ
Total PCB Homologues	0.5	0.5	**0.51 J**	**3.1 J**	**0.14 J**	**0.056 J**	**0.11 J**	ND	ND	ND	ND

Notes:
This is a summary table. Only detected compounds are presented.
Bold = Detected above reporting limit
Orange highlighted cells exceed GWPC.
Yellow highlighted cells exceed SWPC.
<0.01 = Not detected above the specified laboratory reporting limit
GWPC = Ground water protection criteria.
SWPC = Surface water protection criteria.
NE = Criteriion has not been established
NS = Not Sampled for Specific Analyte
ug/L = microgram per liter
NS = Not sampled for this constituent..
mg/L = miligram per Liter
* SWPC for phenanthrene is a typographical error in RSRs. CTDEEP has recommended a criterion of 14 ug/L. All reported values in this monitoring period are below the CTDEEP recommended criterion.
J = The analyte was positively identified; the associated numerical value is the a
UJ = The analyte was not detected above the reported sample quantitation limit

Table 1
Groundwater Analytical Data

Greenwich High School
10 Hillside Road
Greenwich, Connecticut

Location ID Sample ID Sample Date SDG	GWPC	SWPC	MW-AE8 MW-AE8-20170411-1 4/11/2017 17D0409	MW-AE8 MW-AE8-081617-1 8/16/2017 17H0897	MW-AE8 MW-AE8-111417-1 11/14/2017 17K0813	MW-AE8 MW-AE8-030818-1 3/8/2018 18C0412	MW-AG10 MW-AG10-20170411-1 4/11/2017 17D0409	MW-AG10 MW-AG10-081617-1 8/16/2017 17H0897	MW-AG10 MW-AG10-111417-1 11/14/2017 17K0813	MW-AG10 MW-AG10-030818-1 3/8/2018 18C0412	MW-AG10 DUP MW-AG10-20170411-2 4/11/2017 17D0409
PAHs (ug/L)											
2-Methylnaphthalene	NE	NE	<0.05	<0.05	<0.05	<0.05	NS	NS	NS	NS	NS
Acenaphthene	NE	NE	<0.05	<0.05	<0.05	<0.05	NS	NS	NS	NS	NS
Acenaphthylene	420	0.3	<0.05	<0.05	<0.05	<0.05	NS	NS	NS	NS	NS
Anthracene	2000	1100000	<0.05	<0.05	<0.05	<0.05	NS	NS	NS	NS	NS
Benzo(a)anthracene	0.06	0.3	<0.05	<0.05	<0.05	<0.05	NS	NS	NS	NS	NS
Benzo(a)pyrene	0.2	0.3	<0.05	<0.05	<0.05	<0.05	NS	NS	NS	NS	NS
Benzo(b)fluoranthene	0.08	0.3	<0.05	<0.05	<0.05	<0.05	NS	NS	NS	NS	NS
Benzo(g,h,i)perylene	NE	NE	<0.05	<0.05	<0.05	<0.05 UJ	NS	NS	NS	NS	NS
Benzo(k)fluoranthene	0.5	0.3	<0.05	<0.05	<0.05	<0.05	NS	NS	NS	NS	NS
Chrysene	NE	NE	<0.05	<0.05	<0.05 UJ	<0.05	NS	NS	NS	NS	NS
Dibenzo(a,h)anthracene	NE	NE	<0.01	<0.01 UJ	<0.01	<0.01	NS	NS	NS	NS	NS
Fluoranthene	280	3700	<0.05	<0.05	<0.05	<0.05	NS	NS	NS	NS	NS
Fluorene	280	140000	<0.05	<0.05	<0.05	<0.05	NS	NS	NS	NS	NS
Indeno(1,2,3-cd)pyrene	NE	NE	<0.05	<0.05	<0.05	<0.05	NS	NS	NS	NS	NS
Naphthalene	280	NE	<0.10	<0.1	<0.09	<0.10	NS	NS	NS	NS	NS
Phenanthrene	200	0.077*	<0.05	<0.05	<0.05	<0.05	NS	NS	NS	NS	NS
Pyrene	200	110000	<0.05	<0.05	<0.05	<0.05	NS	NS	NS	NS	NS
Metals (mg/L)											
Antimony	0.006	86	<0.005	<0.005	<0.005	<0.005	NS	NS	NS	NS	NS
Arsenic	0.05	0.004	<0.004	<0.004	<0.004	<0.004	NS	NS	NS	NS	NS
Barium	1	NE	**0.174**	**0.192**	**0.137**	**0.045**	NS	NS	NS	NS	NS
Beryllium	0.004	0.004	<0.001	<0.001	<0.001	<0.001	NS	NS	NS	NS	NS
Cadmium	0.005	0.006	<0.001	<0.001	<0.001	<0.001	NS	NS	NS	NS	NS
Chromium	0.05	NE	**0.002**	**0.001**	<0.001	<0.001	NS	NS	NS	NS	NS
Copper	1.3	0.048	<0.005	<0.005	**0.044**	**0.024**	NS	NS	NS	NS	NS
Lead	0.015	0.013	<0.002	<0.002	<0.002	<0.002	NS	NS	NS	NS	NS
Mercury	0.002	0.0004	<0.0002	<0.0002	<0.0002	<0.0002	NS	NS	NS	NS	NS
Nickel	0.1	0.880	**0.002**	**0.003**	**0.003**	**0.001**	NS	NS	NS	NS	NS
Selenium	0.05	0.05	<0.010	<0.01	<0.010	<0.010	NS	NS	NS	NS	NS
Silver	0.036	0.012	<0.001	<0.001	<0.001	<0.001	NS	NS	NS	NS	NS
Vanadium	0.05	NE	**0.002**	**0.003**	**0.003**	**0.003**	NS	NS	NS	NS	NS
Zinc	5	0.123	**0.007**	<0.002	**0.006**	<0.002	NS	NS	NS	NS	NS
PCB Homologs (ug/L)											
Dichlorobiphenyl	NE	NE	<0.0010 UJ	<0.0011 UJ	<0.0010 UJ	<0.00097 UJ	**0.031 J**	**0.046 J**	**0.1 J**	**0.037 J**	**0.021 J**
Hexachlorobiphenyl	NE	NE	<0.0020 UJ	<0.0022 UJ	<0.0020 UJ	**0.003 J**	<0.0021 UJ	<0.0021 UJ	<0.0020 UJ	<0.0019 UJ	<0.0020 UJ
Monochlorobiphenyl	NE	NE	<0.0010 UJ	<0.0011 UJ	<0.0010 UJ	<0.00097 UJ	<0.0010 UJ	**0.0077 J**	**0.01 J**	**0.0018 J**	<0.0010 UJ
Pentachlorobiphenyl	NE	NE	<0.0020 UJ	<0.0022 UJ	**0.053 J**	**0.023 J**	<0.0021 UJ	<0.0021 UJ	**0.01 J**	**0.011 J**	<0.0020 UJ
Tetrachlorobiphenyl	NE	NE	<0.0020 UJ	**0.0081 J**	**0.11 J**	**0.048 J**	**0.033 J**	**0.023 J**	**0.072 J**	**0.056 J**	**0.025 J**
Trichlorobiphenyl	NE	NE	<0.0010 UJ	**0.0019 J**	**0.024 J**	**0.01 J**	**0.039 J**	**0.032 J**	**0.071 J**	**0.045 J**	**0.027 J**
Total PCB Homologues	0.5	0.5	ND	**0.010 J**	**0.19 J**	**0.084 J**	**0.1 J**	**0.11 J**	**0.26 J**	**0.15 J**	**0.073 J**

Notes:
This is a summary table. Only detected compounds are presented.
Bold = Detected above reporting limit
Orange highlighted cells exceed GWPC.
Yellow highlighted cells exceed SWPC.
<0.01 = Not detected above the specified laboratory reporting limit
GWPC = Ground water protection criteria.
SWPC = Surface water protection criteria.
NE = Criteriion has not been established
NS = Not Sampled for Specific Analyte
ug/L = microgram per liter
NS = Not sampled for this constituent..
mg/L = miligram per Liter
* SWPC for phenanthrene is a typographical error in RSRs. CTDEEP has recommended a criterion of 14 ug/L. All reported values in this monitoring period are below the CTDEEP recommended criterion.
J = The analyte was positively identified; the associated numerical value is the a
UJ = The analyte was not detected above the reported sample quantitation limit

Table 1
Groundwater Analytical Data

Greenwich High School
10 Hillside Road
Greenwich, Connecticut

Location ID Sample ID Sample Date SDG	GWPC	SWPC	MW-AG30 MW-AG30-20170412-1 4/12/2017 17D0505	MW-AG30 MW-AG30-081717-1 8/17/2017 17H1062	MW-AG30 MW-AG30-111617-1 11/16/2017 17K1027	MW-AG30 MW-AG30-030918-1 3/9/2018 18C0412	MW-AH16R MW-AH16R-20170412-1 4/12/2017 17D0505	MW-AH16R MW-AH16R-081517-1 8/15/2017 GBY85227	MW-AH16R MW-AH16R-111517-1 11/15/2017 17K0912	MW-AH16R MW-AH16R-030618-1 3/6/2018 18C0227	MW-AJ13 MW-AJ13-20170411-1 4/11/2017 17D0409
PAHs (ug/L)											
2-Methylnaphthalene	NE	NE	<0.05	NS	NS	NS	**3.4**	**0.17 J+**	**0.12**	**0.82**	<0.05
Acenaphthene	NE	NE	<0.05	NS	NS	NS	**0.46**	**0.44**	**0.48**	<0.05	<0.05
Acenaphthylene	420	0.3	<0.05	NS	NS	NS	<0.05	<0.05	<0.05	<0.05	<0.05
Anthracene	2000	1100000	<0.05	NS	NS	NS	**0.23**	**0.07**	**0.06**	**0.07**	<0.05
Benzo(a)anthracene	0.06	0.3	<0.05	NS	NS	NS	<0.05	<0.05	<0.05	<0.05	<0.05
Benzo(a)pyrene	0.2	0.3	<0.05 UJ	NS	NS	NS	<0.05 UJ	<0.05	<0.05	<0.05	<0.05
Benzo(b)fluoranthene	0.08	0.3	<0.05 UJ	NS	NS	NS	<0.05 UJ	<0.05	<0.05	<0.05	<0.05
Benzo(g,h,i)perylene	NE	NE	<0.05 UJ	NS	NS	NS	<0.05 UJ	<0.05	<0.05	<0.05	<0.05
Benzo(k)fluoranthene	0.5	0.3	<0.05 UJ	NS	NS	NS	<0.05 UJ	<0.05	<0.05	<0.05	<0.05
Chrysene	NE	NE	<0.05 UJ	NS	NS	NS	<0.05 UJ	<0.05	<0.05	<0.05	<0.05
Dibenzo(a,h)anthracene	NE	NE	<0.01 UJ	NS	NS	NS	<0.01 UJ	<0.01 UJ	<0.01	<0.01	<0.01
Fluoranthene	280	3700	<0.05	NS	NS	NS	**0.11**	<0.05	<0.05	<0.05	<0.05
Fluorene	280	140000	<0.05	NS	NS	NS	**0.27**	**0.24 J+**	**0.26**	**0.17**	<0.05
Indeno(1,2,3-cd)pyrene	NE	NE	<0.05 UJ	NS	NS	NS	<0.05 UJ	<0.05	<0.05	<0.05	<0.05
Naphthalene	280	NE	<0.10	NS	NS	NS	**5.5**	**0.33 J+**	**0.3**	**0.98**	<0.10
Phenanthrene	200	0.077*	<0.05	NS	NS	NS	**0.45***	**0.11 J+**	**0.07**	**0.08***	<0.05
Pyrene	200	110000	<0.05	NS	NS	NS	<0.05	<0.05	<0.05	<0.05	<0.05
Metals (mg/L)											
Antimony	0.006	86	<0.005	NS	NS	NS	<0.005	<0.005	**0.015**	NS	<0.005
Arsenic	0.05	0.004	<0.004	NS	NS	NS	<0.004	**0.044**	**0.011**	**0.002**	**0.03**
Barium	1	NE	**0.523**	NS	NS	NS	**0.996**	**1.19**	**0.719**	**0.545**	**0.128**
Beryllium	0.004	0.004	**0.002**	NS	NS	NS	<0.001	<0.001	<0.001	NS	<0.001
Cadmium	0.005	0.006	**0.002**	NS	NS	NS	<0.001	**0.002**	<0.001	<0.001	<0.001
Chromium	0.05	NE	**0.033**	NS	NS	NS	**0.003**	**0.017**	**0.002**	**0.003**	**0.001**
Copper	1.3	0.048	**0.029**	NS	NS	NS	<0.005	**0.023**	<0.005	NS	<0.005
Lead	0.015	0.013	**0.013**	NS	NS	NS	<0.002	**0.012**	**0.003**	<0.002	**0.002**
Mercury	0.002	0.0004	<0.0002	NS	NS	NS	<0.0002	<0.0002	<0.0002	<0.0002	<0.0002
Nickel	0.1	0.880	**0.019**	NS	NS	NS	**0.003**	**0.008**	**0.003**	NS	**0.016**
Selenium	0.05	0.05	<0.010	NS	NS	NS	<0.010	<0.01	<0.010	<0.010	<0.010
Silver	0.036	0.012	<0.001	NS	NS	NS	<0.001	<0.001	<0.001	<0.001	<0.001
Vanadium	0.05	NE	**0.042**	NS	NS	NS	**0.007**	**0.046**	**0.002**	NS	<0.002
Zinc	5	0.123	**0.079**	NS	NS	NS	**0.027**	**0.215**	**0.019**	NS	**0.716**
PCB Homologs (ug/L)											
Dichlorobiphenyl	NE	NE	<0.0010 UJ	<0.0010 UJ	<0.00096 UJ	<0.0010 UJ	**11 J**	**3.8 J**	**5.5 J**	**7.7 J**	**1.7 J+**
Hexachlorobiphenyl	NE	NE	<0.0020 UJ	<0.0020 UJ	<0.0019 UJ	<0.0021 UJ	**0.0027 J**	<0.0021 UJ	**0.0041 J**	**0.004 J**	<0.0020 UJ
Monochlorobiphenyl	NE	NE	<0.0010 UJ	<0.0010 UJ	<0.00096 UJ	<0.0010 UJ	**11 J**	**5.4 J**	**8.3 J**	**11 J**	**0.024 J**
Pentachlorobiphenyl	NE	NE	<0.0020 UJ	<0.0020 UJ	<0.0019 UJ	<0.0021 UJ	**0.033 J**	**0.017 J**	**0.035 J**	**0.031 J**	**0.029 J**
Tetrachlorobiphenyl	NE	NE	<0.0020 UJ	<0.0020 UJ	<0.0019 UJ	<0.0021 UJ	**0.35 J**	**0.15 J**	**0.21 J**	**0.19 J**	**0.34 J**
Trichlorobiphenyl	NE	NE	<0.0010 UJ	<0.0010 UJ	<0.00096 UJ	<0.0010 UJ	**2.2 J**	**0.58 J**	**0.69 J**	**0.79 J**	**1.6 J**
Total PCB Homologues	0.5	0.5	ND	ND	ND	ND	**25 J**	**10 J**	**15 J**	**20 J**	**3.7 J**

Notes:
This is a summary table. Only detected compounds are presented.
Bold = Detected above reporting limit
Orange highlighted cells exceed GWPC.
Yellow highlighted cells exceed SWPC.
<0.01 = Not detected above the specified laboratory reporting limit
GWPC = Ground water protection criteria.
SWPC = Surface water protection criteria.
NE = Criteriion has not been established
NS = Not Sampled for Specific Analyte
ug/L = microgram per liter
NS = Not sampled for this constituent..
mg/L = miligram per Liter
* SWPC for phenanthrene is a typographical error in RSRs. CTDEEP has recommended a criterion of 14 ug/L. All reported values in this monitoring period are below the CTDEEP recommended criterion.
J = The analyte was positively identified; the associated numerical value is the a
UJ = The analyte was not detected above the reported sample quantitation limit

Table 1
Groundwater Analytical Data

Greenwich High School
10 Hillside Road
Greenwich, Connecticut

Location ID Sample ID Sample Date SDG	GWPC	SWPC	MW-AJ13 MW-AJ13-082917-1 8/24/2017 GBY92749	MW-AJ13 MW-AJ13-111417-1 11/14/2017 17K0813	MW-AJ13 MW-AJ13-030818-1 3/6/2018 18C0346	MW-AJ13D MW-AJ13D-082917-1 8/29/2017 17H1571	MW-AJ13D MW-AJ13D-111417-1 11/14/2017 17K0813	MW-AJ13D MW-AJ13D-030818-1 3/6/2018 18C0346	MW-AJ19 MW-AJ19-20170412-1 4/12/2017 17D0656	MW-AJ19 MW-AJ19-081717-1 8/17/2017 17H1062	MW-AJ19 MW-AJ19-111617-1 11/16/2017 17K1027
PAHs (ug/L)											
2-Methylnaphthalene	NE	NE	<0.05	<0.05	<0.05	NS	NS	NS	NS	NS	NS
Acenaphthene	NE	NE	<0.05	<0.05	<0.05	NS	NS	NS	NS	NS	NS
Acenaphthylene	420	0.3	<0.05	<0.05	<0.05	NS	NS	NS	NS	NS	NS
Anthracene	2000	1100000	<0.05	<0.05	<0.05	NS	NS	NS	NS	NS	NS
Benzo(a)anthracene	0.06	0.3	<0.05	<0.05	<0.05	NS	NS	NS	NS	NS	NS
Benzo(a)pyrene	0.2	0.3	<0.05	<0.05	<0.05	NS	NS	NS	NS	NS	NS
Benzo(b)fluoranthene	0.08	0.3	<0.05	<0.05	<0.05	NS	NS	NS	NS	NS	NS
Benzo(g,h,i)perylene	NE	NE	<0.05	<0.05	<0.05 UJ	NS	NS	NS	NS	NS	NS
Benzo(k)fluoranthene	0.5	0.3	<0.05	<0.05	<0.05	NS	NS	NS	NS	NS	NS
Chrysene	NE	NE	<0.05	<0.05 UJ	<0.05	NS	NS	NS	NS	NS	NS
Dibenzo(a,h)anthracene	NE	NE	<0.01	<0.01	<0.01	NS	NS	NS	NS	NS	NS
Fluoranthene	280	3700	<0.05	<0.05	**0.05**	NS	NS	NS	NS	NS	NS
Fluorene	280	140000	<0.05	<0.05	<0.05	NS	NS	NS	NS	NS	NS
Indeno(1,2,3-cd)pyrene	NE	NE	<0.05	<0.05	<0.05	NS	NS	NS	NS	NS	NS
Naphthalene	280	NE	<0.11	<0.10	<0.10	NS	NS	NS	NS	NS	NS
Phenanthrene	200	0.077*	<0.05	<0.05	**0.1***	NS	NS	NS	NS	NS	NS
Pyrene	200	110000	<0.05	<0.05	<0.05	NS	NS	NS	NS	NS	NS
Metals (mg/L)											
Antimony	0.006	86	<0.005	<0.005	NS	NS	NS	NS	NS	NS	NS
Arsenic	0.05	0.004	**0.09**	**0.079**	<0.004	NS	NS	NS	NS	NS	NS
Barium	1	NE	**0.068**	**0.054**	**0.024**	NS	NS	NS	NS	NS	NS
Beryllium	0.004	0.004	<0.001	<0.001	NS	NS	NS	NS	NS	NS	NS
Cadmium	0.005	0.006	<0.001	<0.001	<0.001	NS	NS	NS	NS	NS	NS
Chromium	0.05	NE	**0.002**	**0.002**	<0.001	NS	NS	NS	NS	NS	NS
Copper	1.3	0.048	<0.005	<0.005	NS	NS	NS	NS	NS	NS	NS
Lead	0.015	0.013	<0.002	<0.002	**0.004**	NS	NS	NS	NS	NS	NS
Mercury	0.002	0.0004	<0.0002	<0.0002	<0.0002	NS	NS	NS	NS	NS	NS
Nickel	0.1	0.880	**0.004**	**0.004**	NS	NS	NS	NS	NS	NS	NS
Selenium	0.05	0.05	<0.010	<0.010	<0.010	NS	NS	NS	NS	NS	NS
Silver	0.036	0.012	<0.001	<0.001	<0.001	NS	NS	NS	NS	NS	NS
Vanadium	0.05	NE	**0.007**	**0.004**	NS	NS	NS	NS	NS	NS	NS
Zinc	5	0.123	**0.918**	**3.71**	NS	NS	NS	NS	NS	NS	NS
PCB Homologs (ug/L)											
Dichlorobiphenyl	NE	NE	**2.7 J**	**1.2 J**	**0.38 J**	**4.2 J**	**0.68 J**	**0.061 J**	<0.0010 UJ	<0.0010 UJ	<0.00097 UJ
Hexachlorobiphenyl	NE	NE	<0.0020 UJ	<0.0020 UJ	**0.011 J**	<0.0020 UJ	<0.0020 UJ	**0.013 J**	<0.0020 UJ	<0.0020 UJ	<0.0019 UJ
Monochlorobiphenyl	NE	NE	**0.019 J**	**0.01 J**	**0.0015 J**	**1.6 J**	**0.14 J**	**0.021 J**	<0.0010 UJ	<0.0010 UJ	<0.00097 UJ
Pentachlorobiphenyl	NE	NE	**0.080 J**	**0.096 J**	**0.13 J**	**0.036 J**	**0.017 J**	**0.053 J**	<0.0020 UJ	<0.0020 UJ	<0.0019 UJ
Tetrachlorobiphenyl	NE	NE	**0.65 J**	**0.71 J**	**0.56 J**	**0.24 J**	**0.084 J**	<0.0020 UJ	<0.0020 UJ	**0.0047 J**	<0.0019 UJ
Trichlorobiphenyl	NE	NE	**2.9 J**	**2.8 J**	**1.7 J**	**1.4 J**	**0.4 J**	**0.073 J**	<0.0010 UJ	**0.0074 J**	<0.00097 UJ
Total PCB Homologues	0.5	0.5	**6.3 J**	**4.8 J**	**2.8 J**	**7.4 J**	**1.3 J**	**0.22 J**	ND	**0.012 J**	ND

Notes:
This is a summary table. Only detected compounds are presented.
Bold = Detected above reporting limit
Orange highlighted cells exceed GWPC.
Yellow highlighted cells exceed SWPC.
<0.01 = Not detected above the specified laboratory reporting limit
GWPC = Ground water protection criteria.
SWPC = Surface water protection criteria.
NE = Criteriion has not been established
NS = Not Sampled for Specific Analyte
ug/L = microgram per liter
NS = Not sampled for this constituent..
mg/L = miligram per Liter
* SWPC for phenanthrene is a typographical error in RSRs. CTDEEP has recommended a criterion of 14 ug/L. All reported values in this monitoring period are below the CTDEEP recommended criterion.
J = The analyte was positively identified; the associated numerical value is the a
UJ = The analyte was not detected above the reported sample quantitation limit

Table 1
Groundwater Analytical Data

Greenwich High School
10 Hillside Road
Greenwich, Connecticut

Location ID Sample ID Sample Date SDG	GWPC	SWPC	MW-AJ19 MW-AJ19-030918-1 3/9/2018 18C0412	MW-AL10 MW-AL10-082917-1 8/29/2017 17H1571	MW-AL10 MW-AL10-111417-1 11/14/2017 17K0813	MW-AL10 MW-AL10-030918-1 3/9/2018 18C0412	MW-AM16 MW-AM16-20170411-1 4/11/2017 17D0505	MW-AM16 MW-AM16-082917-1 8/29/2017 17H1571	MW-AM16 MW-AM16-111517-1 11/15/2017 17K0912	MW-AM16 MW-AM16-030918-1 3/9/2018 18C0412	MW-AM16D MW-AM16-D-082917-1 8/29/2017 17H1571
PAHs (ug/L)											
2-Methylnaphthalene	NE	NE	NS	NS	NS	NS	NS	NS	NS	NS	NS
Acenaphthene	NE	NE	NS	NS	NS	NS	NS	NS	NS	NS	NS
Acenaphthylene	420	0.3	NS	NS	NS	NS	NS	NS	NS	NS	NS
Anthracene	2000	1100000	NS	NS	NS	NS	NS	NS	NS	NS	NS
Benzo(a)anthracene	0.06	0.3	NS	NS	NS	NS	NS	NS	NS	NS	NS
Benzo(a)pyrene	0.2	0.3	NS	NS	NS	NS	NS	NS	NS	NS	NS
Benzo(b)fluoranthene	0.08	0.3	NS	NS	NS	NS	NS	NS	NS	NS	NS
Benzo(g,h,i)perylene	NE	NE	NS	NS	NS	NS	NS	NS	NS	NS	NS
Benzo(k)fluoranthene	0.5	0.3	NS	NS	NS	NS	NS	NS	NS	NS	NS
Chrysene	NE	NE	NS	NS	NS	NS	NS	NS	NS	NS	NS
Dibenzo(a,h)anthracene	NE	NE	NS	NS	NS	NS	NS	NS	NS	NS	NS
Fluoranthene	280	3700	NS	NS	NS	NS	NS	NS	NS	NS	NS
Fluorene	280	140000	NS	NS	NS	NS	NS	NS	NS	NS	NS
Indeno(1,2,3-cd)pyrene	NE	NE	NS	NS	NS	NS	NS	NS	NS	NS	NS
Naphthalene	280	NE	NS	NS	NS	NS	NS	NS	NS	NS	NS
Phenanthrene	200	0.077*	NS	NS	NS	NS	NS	NS	NS	NS	NS
Pyrene	200	110000	NS	NS	NS	NS	NS	NS	NS	NS	NS
Metals (mg/L)											
Antimony	0.006	86	NS	NS	NS	NS	NS	NS	NS	NS	NS
Arsenic	0.05	0.004	NS	NS	NS	NS	NS	NS	NS	NS	NS
Barium	1	NE	NS	NS	NS	NS	NS	NS	NS	NS	NS
Beryllium	0.004	0.004	NS	NS	NS	NS	NS	NS	NS	NS	NS
Cadmium	0.005	0.006	NS	NS	NS	NS	NS	NS	NS	NS	NS
Chromium	0.05	NE	NS	NS	NS	NS	NS	NS	NS	NS	NS
Copper	1.3	0.048	NS	NS	NS	NS	NS	NS	NS	NS	NS
Lead	0.015	0.013	NS	NS	NS	NS	NS	NS	NS	NS	NS
Mercury	0.002	0.0004	NS	NS	NS	NS	NS	NS	NS	NS	NS
Nickel	0.1	0.880	NS	NS	NS	NS	NS	NS	NS	NS	NS
Selenium	0.05	0.05	NS	NS	NS	NS	NS	NS	NS	NS	NS
Silver	0.036	0.012	NS	NS	NS	NS	NS	NS	NS	NS	NS
Vanadium	0.05	NE	NS	NS	NS	NS	NS	NS	NS	NS	NS
Zinc	5	0.123	NS	NS	NS	NS	NS	NS	NS	NS	NS
PCB Homologs (ug/L)											
Dichlorobiphenyl	NE	NE	<0.00098 UJ	**0.011 J**	<0.0010 UJ	<0.00098 UJ	**0.059 J**	**0.0086 J**	**0.039 J**	**0.059 J**	**0.0014 J**
Hexachlorobiphenyl	NE	NE	<0.0020 UJ	<0.0020 UJ	<0.0020 UJ	<0.0020 UJ	<0.0020 UJ	<0.0020 UJ	<0.0020 UJ	**0.003 J**	<0.0020 UJ
Monochlorobiphenyl	NE	NE	<0.00098 UJ	**0.0041 J**	<0.0010 UJ	<0.00098 UJ	**0.0076 J**	**0.0032 J**	**0.01 J**	**0.0071 J**	<0.0010 UJ
Pentachlorobiphenyl	NE	NE	<0.0020 UJ	<0.0020 UJ	<0.0020 UJ	<0.0020 UJ	<0.0020 UJ	<0.0020 UJ	**0.035 J**	**0.039 J**	<0.0020 UJ
Tetrachlorobiphenyl	NE	NE	<0.0020 UJ	<0.0020 UJ	<0.0020 UJ	<0.0020 UJ	**0.023 J**	**0.022 J**	**0.15 J**	**0.18 J**	<0.0020 UJ
Trichlorobiphenyl	NE	NE	<0.00098 UJ	**0.0034 J**	<0.0010 UJ	<0.00098 UJ	**0.036 J**	**0.014 J**	**0.098 J**	**0.17 J**	**0.0011 J**
Total PCB Homologues	0.5	0.5	ND	**0.019 J**	ND	ND	**0.13 J**	**0.048 J**	**0.34 J**	**0.46 J**	**0.0024 J**

Notes:
This is a summary table. Only detected compounds are presented.
Bold = Detected above reporting limit
Orange highlighted cells exceed GWPC.
Yellow highlighted cells exceed SWPC.
<0.01 = Not detected above the specified laboratory reporting limit
GWPC = Ground water protection criteria.
SWPC = Surface water protection criteria.
NE = Criteriion has not been established
NS = Not Sampled for Specific Analyte
ug/L = microgram per liter
NS = Not sampled for this constituent..
mg/L = miligram per Liter
* SWPC for phenanthrene is a typographical error in RSRs. CTDEEP has recommended a criterion of 14 ug/L. All reported values in this monitoring period are below the CTDEEP recommended criterion.
J = The analyte was positively identified; the associated numerical value is the a
UJ = The analyte was not detected above the reported sample quantitation limit

Table 1
Groundwater Analytical Data

Greenwich High School
10 Hillside Road
Greenwich, Connecticut

Location ID Sample ID Sample Date SDG	GWPC	SWPC	MW-AM16D MW-AM16D-111517-1 11/15/2017 17K0912	MW-AM16D MW-AM16D-030918-1 3/9/2018 18C0412	MW-AM21 MW-AM21-20170412-1 4/12/2017 17D0656	MW-AM21 MW-AM21-081817-1 8/18/2017 17H1062	MW-AM21 MW-AM21-111617-1 11/16/2017 17K1027	MW-AM21 MW-AM21-030918-1 3/9/2018 18C0412	MW-AP11 MW-AP11-20170412-1 4/12/2017 17D0656	MW-AP11 MW-AP11-030918-1 3/9/2018 18C0412	MW-AP28 MW-AP28-20170412-1 4/12/2017 17D0505
PAHs (ug/L)											
2-Methylnaphthalene	NE	NE	NS	NS	NS	NS	NS	NS	NS	NS	NS
Acenaphthene	NE	NE	NS	NS	NS	NS	NS	NS	NS	NS	NS
Acenaphthylene	420	0.3	NS	NS	NS	NS	NS	NS	NS	NS	NS
Anthracene	2000	1100000	NS	NS	NS	NS	NS	NS	NS	NS	NS
Benzo(a)anthracene	0.06	0.3	NS	NS	NS	NS	NS	NS	NS	NS	NS
Benzo(a)pyrene	0.2	0.3	NS	NS	NS	NS	NS	NS	NS	NS	NS
Benzo(b)fluoranthene	0.08	0.3	NS	NS	NS	NS	NS	NS	NS	NS	NS
Benzo(g,h,i)perylene	NE	NE	NS	NS	NS	NS	NS	NS	NS	NS	NS
Benzo(k)fluoranthene	0.5	0.3	NS	NS	NS	NS	NS	NS	NS	NS	NS
Chrysene	NE	NE	NS	NS	NS	NS	NS	NS	NS	NS	NS
Dibenzo(a,h)anthracene	NE	NE	NS	NS	NS	NS	NS	NS	NS	NS	NS
Fluoranthene	280	3700	NS	NS	NS	NS	NS	NS	NS	NS	NS
Fluorene	280	140000	NS	NS	NS	NS	NS	NS	NS	NS	NS
Indeno(1,2,3-cd)pyrene	NE	NE	NS	NS	NS	NS	NS	NS	NS	NS	NS
Naphthalene	280	NE	NS	NS	NS	NS	NS	NS	NS	NS	NS
Phenanthrene	200	0.077*	NS	NS	NS	NS	NS	NS	NS	NS	NS
Pyrene	200	110000	NS	NS	NS	NS	NS	NS	NS	NS	NS
Metals (mg/L)											
Antimony	0.006	86	NS	NS	NS	NS	NS	NS	NS	NS	NS
Arsenic	0.05	0.004	NS	NS	NS	NS	NS	NS	NS	NS	NS
Barium	1	NE	NS	NS	NS	NS	NS	NS	NS	NS	NS
Beryllium	0.004	0.004	NS	NS	NS	NS	NS	NS	NS	NS	NS
Cadmium	0.005	0.006	NS	NS	NS	NS	NS	NS	NS	NS	NS
Chromium	0.05	NE	NS	NS	NS	NS	NS	NS	NS	NS	NS
Copper	1.3	0.048	NS	NS	NS	NS	NS	NS	NS	NS	NS
Lead	0.015	0.013	NS	NS	NS	NS	NS	NS	NS	NS	NS
Mercury	0.002	0.0004	NS	NS	NS	NS	NS	NS	NS	NS	NS
Nickel	0.1	0.880	NS	NS	NS	NS	NS	NS	NS	NS	NS
Selenium	0.05	0.05	NS	NS	NS	NS	NS	NS	NS	NS	NS
Silver	0.036	0.012	NS	NS	NS	NS	NS	NS	NS	NS	NS
Vanadium	0.05	NE	NS	NS	NS	NS	NS	NS	NS	NS	NS
Zinc	5	0.123	NS	NS	NS	NS	NS	NS	NS	NS	NS
PCB Homologs (ug/L)											
Dichlorobiphenyl	NE	NE	<0.0010 UJ	<0.00095 UJ	**0.0072 J**	<0.0011 UJ	<0.0010 UJ	<0.00098 UJ	**0.0014 J**	**0.0017 J**	<0.0010 UJ
Hexachlorobiphenyl	NE	NE	<0.0020 UJ	<0.0019 UJ	<0.0020 UJ	<0.0021 UJ	<0.0020 UJ	<0.0020 UJ	<0.0021 UJ	<0.0021 UJ	<0.0021 UJ
Monochlorobiphenyl	NE	NE	**0.0012 J**	<0.00095 UJ	<0.0010 UJ	<0.0011 UJ	<0.0010 UJ	<0.00098 UJ	**0.0029 J**	<0.0011 UJ	<0.0010 UJ
Pentachlorobiphenyl	NE	NE	<0.0020 UJ	**0.011 J**	<0.0020 UJ	<0.0021 UJ	<0.0020 UJ	**0.006 J**	<0.0021 UJ	<0.0021 UJ	<0.0021 UJ
Tetrachlorobiphenyl	NE	NE	<0.0020 UJ	**0.035 J**	**0.015 J**	<0.0021 UJ	**0.0043 J**	**0.015 J**	<0.0021 UJ	<0.0021 UJ	<0.0021 UJ
Trichlorobiphenyl	NE	NE	<0.0010 UJ	**0.017 J**	**0.022 J**	<0.0011 UJ	<0.0010 UJ	**0.0011 J**	<0.0010 UJ	**0.0013 J**	<0.0010 UJ
Total PCB Homologues	0.5	0.5	**0.0012 J**	**0.062 J**	**0.044 J**	ND	**0.0043 J**	**0.022 J**	**0.0043 J**	**0.003 J**	ND

Notes:
This is a summary table. Only detected compounds are presented.
Bold = Detected above reporting limit
Orange highlighted cells exceed GWPC.
Yellow highlighted cells exceed SWPC.
<0.01 = Not detected above the specified laboratory reporting limit
GWPC = Ground water protection criteria.
SWPC = Surface water protection criteria.
NE = Criteriion has not been established
NS = Not Sampled for Specific Analyte
ug/L = microgram per liter
NS = Not sampled for this constituent..
mg/L = miligram per Liter
* SWPC for phenanthrene is a typographical error in RSRs. CTDEEP has recommended a criterion of 14 ug/L. All reported values in this monitoring period are below the CTDEEP recommended criterion.
J = The analyte was positively identified; the associated numerical value is the a
UJ = The analyte was not detected above the reported sample quantitation limit

Table 1
Groundwater Analytical Data

Greenwich High School
10 Hillside Road
Greenwich, Connecticut

Location ID Sample ID Sample Date SDG	GWPC	SWPC	MW-AP28 MW-AP28-081717-1 8/17/2017 17H1062	MW-AP28 MW-AP28-111617-1 11/16/2017 17K1027	MW-AV17 MW-AV17-20170411-1 4/11/2017 17D0505	MW-AV17 MW-AV17-081817-1 8/18/2017 17H1062	MW-AV17 MW-AV17-111517-1 11/15/2017 17K0912	MW-AV17 MW-AV17-030918-1 3/9/2018 18C0412	MW-BB34 MW-BB34-20170412-1 4/12/2017 17D0505	MW-BB34 MW-BB34-081717-1 8/17/2017 17H1062	MW-BB34 MW-BB34-111617-1 11/16/2017 17K1027
PAHs (ug/L)											
2-Methylnaphthalene	NE	NE	NS	NS	NS	NS	NS	NS	NS	NS	NS
Acenaphthene	NE	NE	NS	NS	NS	NS	NS	NS	NS	NS	NS
Acenaphthylene	420	0.3	NS	NS	NS	NS	NS	NS	NS	NS	NS
Anthracene	2000	1100000	NS	NS	NS	NS	NS	NS	NS	NS	NS
Benzo(a)anthracene	0.06	0.3	NS	NS	NS	NS	NS	NS	NS	NS	NS
Benzo(a)pyrene	0.2	0.3	NS	NS	NS	NS	NS	NS	NS	NS	NS
Benzo(b)fluoranthene	0.08	0.3	NS	NS	NS	NS	NS	NS	NS	NS	NS
Benzo(g,h,i)perylene	NE	NE	NS	NS	NS	NS	NS	NS	NS	NS	NS
Benzo(k)fluoranthene	0.5	0.3	NS	NS	NS	NS	NS	NS	NS	NS	NS
Chrysene	NE	NE	NS	NS	NS	NS	NS	NS	NS	NS	NS
Dibenzo(a,h)anthracene	NE	NE	NS	NS	NS	NS	NS	NS	NS	NS	NS
Fluoranthene	280	3700	NS	NS	NS	NS	NS	NS	NS	NS	NS
Fluorene	280	140000	NS	NS	NS	NS	NS	NS	NS	NS	NS
Indeno(1,2,3-cd)pyrene	NE	NE	NS	NS	NS	NS	NS	NS	NS	NS	NS
Naphthalene	280	NE	NS	NS	NS	NS	NS	NS	NS	NS	NS
Phenanthrene	200	0.077*	NS	NS	NS	NS	NS	NS	NS	NS	NS
Pyrene	200	110000	NS	NS	NS	NS	NS	NS	NS	NS	NS
Metals (mg/L)											
Antimony	0.006	86	NS	NS	NS	NS	NS	NS	NS	NS	NS
Arsenic	0.05	0.004	NS	NS	NS	NS	NS	NS	NS	NS	NS
Barium	1	NE	NS	NS	NS	NS	NS	NS	NS	NS	NS
Beryllium	0.004	0.004	NS	NS	NS	NS	NS	NS	NS	NS	NS
Cadmium	0.005	0.006	NS	NS	NS	NS	NS	NS	NS	NS	NS
Chromium	0.05	NE	NS	NS	NS	NS	NS	NS	NS	NS	NS
Copper	1.3	0.048	NS	NS	NS	NS	NS	NS	NS	NS	NS
Lead	0.015	0.013	NS	NS	NS	NS	NS	NS	NS	NS	NS
Mercury	0.002	0.0004	NS	NS	NS	NS	NS	NS	NS	NS	NS
Nickel	0.1	0.880	NS	NS	NS	NS	NS	NS	NS	NS	NS
Selenium	0.05	0.05	NS	NS	NS	NS	NS	NS	NS	NS	NS
Silver	0.036	0.012	NS	NS	NS	NS	NS	NS	NS	NS	NS
Vanadium	0.05	NE	NS	NS	NS	NS	NS	NS	NS	NS	NS
Zinc	5	0.123	NS	NS	NS	NS	NS	NS	NS	NS	NS
PCB Homologs (ug/L)											
Dichlorobiphenyl	NE	NE	<0.0010 UJ	<0.0010 UJ	<0.0010 UJ	<0.0010 UJ	<0.0010 UJ	<0.00097 UJ	<0.0010 UJ	<0.0011 UJ	<0.00096 UJ
Hexachlorobiphenyl	NE	NE	<0.0020 UJ	<0.0020 UJ	<0.0020 UJ	<0.0021 UJ	<0.0020 UJ	<0.0019 UJ	<0.0020 UJ	<0.0021 UJ	<0.0019 UJ
Monochlorobiphenyl	NE	NE	<0.0010 UJ	<0.0010 UJ	<0.0010 UJ	<0.0010 UJ	<0.0010 UJ	<0.00097 UJ	<0.0010 UJ	<0.0011 UJ	<0.00096 UJ
Pentachlorobiphenyl	NE	NE	<0.0020 UJ	<0.0020 UJ	<0.0020 UJ	<0.0021 UJ	<0.0020 UJ	<0.0019 UJ	<0.0020 UJ	<0.0021 UJ	<0.0019 UJ
Tetrachlorobiphenyl	NE	NE	<0.0020 UJ	<0.0020 UJ	<0.0020 UJ	<0.0021 UJ	<0.0020 UJ	<0.0019 UJ	<0.0020 UJ	<0.0021 UJ	<0.0019 UJ
Trichlorobiphenyl	NE	NE	<0.0010 UJ	<0.0010 UJ	<0.0010 UJ	<0.0010 UJ	<0.0010 UJ	<0.00097 UJ	<0.0010 UJ	<0.0011 UJ	<0.00096 UJ
Total PCB Homologues	0.5	0.5	ND	ND	ND	ND	ND	ND	ND	ND	ND

Notes:
This is a summary table. Only detected compounds are presented.
Bold = Detected above reporting limit
Orange highlighted cells exceed GWPC.
Yellow highlighted cells exceed SWPC.
<0.01 = Not detected above the specified laboratory reporting limit
GWPC = Ground water protection criteria.
SWPC = Surface water protection criteria.
NE = Criteriion has not been established
NS = Not Sampled for Specific Analyte
ug/L = microgram per liter
NS = Not sampled for this constituent..
mg/L = miligram per Liter
* SWPC for phenanthrene is a typographical error in RSRs. CTDEEP has recommended a criterion of 14 ug/L. All reported values in this monitoring period are below the CTDEEP recommended criterion.
J = The analyte was positively identified; the associated numerical value is the a
UJ = The analyte was not detected above the reported sample quantitation limit

Table 1
Groundwater Analytical Data

Greenwich High School
10 Hillside Road
Greenwich, Connecticut

Location ID Sample ID Sample Date SDG	GWPC	SWPC	MW-BB34 MW-BB34-03052018-1 3/6/2018 18C0227	MW-F35 MW-F35-20170413-1 4/13/2017 17D0656	MW-F35 MW-F35-081717-1 8/17/2017 17H1062	MW-F35 MW-F35-111617-1 11/16/2017 17K1027	MW-F35 MW-F35-030818-1 3/6/2018 18C0346	MW-L25 MW-L25-20170412 4/12/2017 17D0656	MW-L25 MW-L25-081617-1 8/16/2017 17H1062	MW-L25 MW-L25-111617-1 11/16/2017 17K1027	MW-L25 MW-L25-030818-1 3/6/2018 18C0346
PAHs (ug/L)											
2-Methylnaphthalene	NE	NE	NS	NS	NS	NS	NS	NS	NS	NS	NS
Acenaphthene	NE	NE	NS	NS	NS	NS	NS	NS	NS	NS	NS
Acenaphthylene	420	0.3	NS	NS	NS	NS	NS	NS	NS	NS	NS
Anthracene	2000	1100000	NS	NS	NS	NS	NS	NS	NS	NS	NS
Benzo(a)anthracene	0.06	0.3	NS	NS	NS	NS	NS	NS	NS	NS	NS
Benzo(a)pyrene	0.2	0.3	NS	NS	NS	NS	NS	NS	NS	NS	NS
Benzo(b)fluoranthene	0.08	0.3	NS	NS	NS	NS	NS	NS	NS	NS	NS
Benzo(g,h,i)perylene	NE	NE	NS	NS	NS	NS	NS	NS	NS	NS	NS
Benzo(k)fluoranthene	0.5	0.3	NS	NS	NS	NS	NS	NS	NS	NS	NS
Chrysene	NE	NE	NS	NS	NS	NS	NS	NS	NS	NS	NS
Dibenzo(a,h)anthracene	NE	NE	NS	NS	NS	NS	NS	NS	NS	NS	NS
Fluoranthene	280	3700	NS	NS	NS	NS	NS	NS	NS	NS	NS
Fluorene	280	140000	NS	NS	NS	NS	NS	NS	NS	NS	NS
Indeno(1,2,3-cd)pyrene	NE	NE	NS	NS	NS	NS	NS	NS	NS	NS	NS
Naphthalene	280	NE	NS	NS	NS	NS	NS	NS	NS	NS	NS
Phenanthrene	200	0.077*	NS	NS	NS	NS	NS	NS	NS	NS	NS
Pyrene	200	110000	NS	NS	NS	NS	NS	NS	NS	NS	NS
Metals (mg/L)											
Antimony	0.006	86	NS	NS	NS	NS	NS	NS	NS	NS	NS
Arsenic	0.05	0.004	NS	NS	NS	NS	NS	NS	NS	NS	NS
Barium	1	NE	NS	NS	NS	NS	NS	NS	NS	NS	NS
Beryllium	0.004	0.004	NS	NS	NS	NS	NS	NS	NS	NS	NS
Cadmium	0.005	0.006	NS	NS	NS	NS	NS	NS	NS	NS	NS
Chromium	0.05	NE	NS	NS	NS	NS	NS	NS	NS	NS	NS
Copper	1.3	0.048	NS	NS	NS	NS	NS	NS	NS	NS	NS
Lead	0.015	0.013	NS	NS	NS	NS	NS	NS	NS	NS	NS
Mercury	0.002	0.0004	NS	NS	NS	NS	NS	NS	NS	NS	NS
Nickel	0.1	0.880	NS	NS	NS	NS	NS	NS	NS	NS	NS
Selenium	0.05	0.05	NS	NS	NS	NS	NS	NS	NS	NS	NS
Silver	0.036	0.012	NS	NS	NS	NS	NS	NS	NS	NS	NS
Vanadium	0.05	NE	NS	NS	NS	NS	NS	NS	NS	NS	NS
Zinc	5	0.123	NS	NS	NS	NS	NS	NS	NS	NS	NS
PCB Homologs (ug/L)											
Dichlorobiphenyl	NE	NE	<0.0010 UJ	<0.0010 UJ	<0.0010 UJ	<0.00095 UJ	<0.0010 UJ	<0.0010 UJ	<0.0010 UJ	<0.00095 UJ	<0.0010 UJ
Hexachlorobiphenyl	NE	NE	<0.0021 UJ	<0.0020 UJ	<0.0020 UJ	<0.0019 UJ	<0.0020 UJ	<0.0020 UJ	<0.0020 UJ	<0.0019 UJ	<0.0020 UJ
Monochlorobiphenyl	NE	NE	<0.0010 UJ	<0.0010 UJ	<0.0010 UJ	<0.00095 UJ	<0.0010 UJ	<0.0010 UJ	<0.0010 UJ	<0.00095 UJ	<0.0010 UJ
Pentachlorobiphenyl	NE	NE	<0.0021 UJ	<0.0020 UJ	<0.0020 UJ	<0.0019 UJ	<0.0020 UJ	<0.0020 UJ	<0.0020 UJ	<0.0019 UJ	<0.0020 UJ
Tetrachlorobiphenyl	NE	NE	<0.0021 UJ	<0.0020 UJ	<0.0020 UJ	<0.0019 UJ	<0.0020 UJ	<0.0020 UJ	<0.0020 UJ	<0.0019 UJ	<0.0020 UJ
Trichlorobiphenyl	NE	NE	**0.0012 J**	<0.0010 UJ	<0.0010 UJ	<0.00095 UJ	<0.0010 UJ	<0.0010 UJ	<0.0010 UJ	<0.00095 UJ	<0.0010 UJ
Total PCB Homologues	0.5	0.5	**0.0012 J**	ND	ND	ND	ND	ND	ND	ND	ND

Notes:
This is a summary table. Only detected compounds are presented.
Bold = Detected above reporting limit
Orange highlighted cells exceed GWPC.
Yellow highlighted cells exceed SWPC.
<0.01 = Not detected above the specified laboratory reporting limit
GWPC = Ground water protection criteria.
SWPC = Surface water protection criteria.
NE = Criteriion has not been established
NS = Not Sampled for Specific Analyte
ug/L = microgram per liter
NS = Not sampled for this constituent..
mg/L = miligram per Liter
* SWPC for phenanthrene is a typographical error in RSRs. CTDEEP has recommended a criterion of 14 ug/L. All reported values in this monitoring period are below the CTDEEP recommended criterion.
J = The analyte was positively identified; the associated numerical value is the a
UJ = The analyte was not detected above the reported sample quantitation limit

Table 1
Groundwater Analytical Data

Greenwich High School
10 Hillside Road
Greenwich, Connecticut

Location ID Sample ID Sample Date SDG	GWPC	SWPC	MW-P11 MW-P11-20170411-1 4/11/2017 17D0409	MW-P11 MW-P11-081517-1 8/15/2017 17H0897	MW-P11 MW-P11-111517-1 11/15/2017 17K0912	MW-P11 MW-P11-030618-1 3/6/2018 18C0227	MW-P7 MW-P7-20170411-1 4/11/2017 17D0409	MW-P7 MW-P7-081517-1 8/15/2017 17H0897	MW-P7 MW-P7-111517-1 11/15/2017 17K0912	MW-P7 MW-P7-030618-1 3/6/2018 18C0227	MW-R20 MW-R20-20170412-1 4/12/2017 17D0656
PAHs (ug/L)											
2-Methylnaphthalene	NE	NE	NS	NS	NS	NS	<0.05	<0.05	<0.05	<0.05	NS
Acenaphthene	NE	NE	NS	NS	NS	NS	<0.05	<0.05	<0.05	<0.05	NS
Acenaphthylene	420	0.3	NS	NS	NS	NS	<0.05	<0.05	<0.05	<0.05	NS
Anthracene	2000	1100000	NS	NS	NS	NS	<0.05	<0.05	<0.05	<0.05	NS
Benzo(a)anthracene	0.06	0.3	NS	NS	NS	NS	<0.05	<0.05	<0.05	<0.05	NS
Benzo(a)pyrene	0.2	0.3	NS	NS	NS	NS	<0.05	<0.05	<0.05	<0.05	NS
Benzo(b)fluoranthene	0.08	0.3	NS	NS	NS	NS	<0.05	<0.05	<0.05	<0.05	NS
Benzo(g,h,i)perylene	NE	NE	NS	NS	NS	NS	<0.05	<0.05	<0.05	<0.05	NS
Benzo(k)fluoranthene	0.5	0.3	NS	NS	NS	NS	<0.05	<0.05	<0.05	<0.05	NS
Chrysene	NE	NE	NS	NS	NS	NS	<0.05	<0.05	<0.05	<0.05	NS
Dibenzo(a,h)anthracene	NE	NE	NS	NS	NS	NS	<0.01	<0.01 UJ	<0.01	<0.01	NS
Fluoranthene	280	3700	NS	NS	NS	NS	<0.05	<0.05	<0.05	<0.05	NS
Fluorene	280	140000	NS	NS	NS	NS	<0.05	<0.05	<0.05	<0.05	NS
Indeno(1,2,3-cd)pyrene	NE	NE	NS	NS	NS	NS	<0.05	<0.05	<0.05	<0.05	NS
Naphthalene	280	NE	NS	NS	NS	NS	<0.10	<0.11	<0.10	<0.10	NS
Phenanthrene	200	0.077*	NS	NS	NS	NS	<0.05	<0.05	<0.05	<0.05	NS
Pyrene	200	110000	NS	NS	NS	NS	<0.05	<0.05	<0.05	<0.05	NS
Metals (mg/L)											
Antimony	0.006	86	NS	NS	NS	NS	<0.005	<0.005	<0.005	NS	NS
Arsenic	0.05	0.004	NS	NS	NS	NS	<0.004	<0.004	<0.004	<0.004	NS
Barium	1	NE	NS	NS	NS	NS	**0.096**	**0.148**	**0.138**	**0.081**	NS
Beryllium	0.004	0.004	NS	NS	NS	NS	<0.001	<0.001	<0.001	NS	NS
Cadmium	0.005	0.006	NS	NS	NS	NS	<0.001	<0.001	<0.001	<0.001	NS
Chromium	0.05	NE	NS	NS	NS	NS	<0.001	<0.001	<0.001	<0.001	NS
Copper	1.3	0.048	NS	NS	NS	NS	<0.005	<0.005	<0.005	NS	NS
Lead	0.015	0.013	NS	NS	NS	NS	<0.002	<0.002	<0.002	<0.002	NS
Mercury	0.002	0.0004	NS	NS	NS	NS	<0.0002	<0.0002	<0.0002	<0.0002	NS
Nickel	0.1	0.880	NS	NS	NS	NS	**0.002**	**0.004**	**0.002**	NS	NS
Selenium	0.05	0.05	NS	NS	NS	NS	<0.010	<0.01	<0.010	<0.010	NS
Silver	0.036	0.012	NS	NS	NS	NS	<0.001	<0.001	<0.001	<0.001	NS
Vanadium	0.05	NE	NS	NS	NS	NS	<0.002	<0.002	<0.002	NS	NS
Zinc	5	0.123	NS	NS	NS	NS	<0.002	**0.003**	**0.012**	NS	NS
PCB Homologs (ug/L)											
Dichlorobiphenyl	NE	NE	<0.0011 UJ	<0.0010 UJ	<0.0010 UJ	<0.00098 UJ	<0.0010 UJ	<0.0010 UJ	**0.019 J**	<0.00098 UJ	<0.0010 UJ
Hexachlorobiphenyl	NE	NE	<0.0021 UJ	<0.0020 UJ	<0.0021 UJ	<0.0020 UJ	<0.0020 UJ	<0.0020 UJ	<0.0020 UJ	<0.0020 UJ	<0.0020 UJ
Monochlorobiphenyl	NE	NE	<0.0011 UJ	<0.0010 UJ	**0.002 J**	<0.00098 UJ	<0.0010 UJ	<0.0010 UJ	**0.03 J**	<0.00098 UJ	**0.0024 J**
Pentachlorobiphenyl	NE	NE	<0.0021 UJ	<0.0020 UJ	<0.0021 UJ	<0.0020 UJ	<0.0020 UJ	<0.0020 UJ	<0.0020 UJ	<0.0020 UJ	<0.0020 UJ
Tetrachlorobiphenyl	NE	NE	<0.0021 UJ	<0.0020 UJ	<0.0021 UJ	<0.0020 UJ	<0.0020 UJ	<0.0020 UJ	<0.0020 UJ	<0.0020 UJ	<0.0020 UJ
Trichlorobiphenyl	NE	NE	<0.0011 UJ	<0.0010 UJ	<0.0010 UJ	<0.00098 UJ	<0.0010 UJ	<0.0010 UJ	<0.0010 UJ	<0.00098 UJ	<0.0010 UJ
Total PCB Homologues	0.5	0.5	ND	ND	**0.002 J**	ND	ND	ND	**0.05 J**	ND	**0.0024 J**

Notes:
This is a summary table. Only detected compounds are presented.
Bold = Detected above reporting limit
Orange highlighted cells exceed GWPC.
Yellow highlighted cells exceed SWPC.
<0.01 = Not detected above the specified laboratory reporting limit
GWPC = Ground water protection criteria.
SWPC = Surface water protection criteria.
NE = Criteriion has not been established
NS = Not Sampled for Specific Analyte
ug/L = microgram per liter
NS = Not sampled for this constituent..
mg/L = miligram per Liter
* SWPC for phenanthrene is a typographical error in RSRs. CTDEEP has recommended a criterion of 14 ug/L. All reported values in this monitoring period are below the CTDEEP recommended criterion.
J = The analyte was positively identified; the associated numerical value is the a
UJ = The analyte was not detected above the reported sample quantitation limit

Table 1
Groundwater Analytical Data

Greenwich High School
10 Hillside Road
Greenwich, Connecticut

Location ID Sample ID Sample Date SDG	GWPC	SWPC	MW-R20 MW-R20-081617-1 8/16/2017 17H1062	MW-R20 MW-R20-111617-1 11/16/2017 17K1027	MW-R20 MW-R20-111617-2 11/16/2017 17K1027	MW-R20 MW-R20-030818-1 3/6/2018 18C0346	MW-R20 DUP MW-R20-081617-2 8/16/2017 17H1062	MW-R20 DUP MW-R20-030818-2 3/6/2018 18C0346	MW-S15 MW-515-20170410-1 4/10/2017 17D0409	MW-S15 MW-515-20170410-2 4/10/2017 17D0409	MW-S15 MW-S15-081517-1 8/15/2017 17H0897
PAHs (ug/L)											
2-Methylnaphthalene	NE	NE	NS	NS	NS	NS	NS	NS	<0.05	NS	<0.05
Acenaphthene	NE	NE	NS	NS	NS	NS	NS	NS	<0.05	NS	<0.05
Acenaphthylene	420	0.3	NS	NS	NS	NS	NS	NS	<0.05	NS	<0.05
Anthracene	2000	1100000	NS	NS	NS	NS	NS	NS	<0.05	NS	<0.05
Benzo(a)anthracene	0.06	0.3	NS	NS	NS	NS	NS	NS	<0.05	NS	<0.05
Benzo(a)pyrene	0.2	0.3	NS	NS	NS	NS	NS	NS	<0.05	NS	<0.05
Benzo(b)fluoranthene	0.08	0.3	NS	NS	NS	NS	NS	NS	<0.05	NS	<0.05
Benzo(g,h,i)perylene	NE	NE	NS	NS	NS	NS	NS	NS	<0.05	NS	<0.05
Benzo(k)fluoranthene	0.5	0.3	NS	NS	NS	NS	NS	NS	<0.05	NS	<0.05
Chrysene	NE	NE	NS	NS	NS	NS	NS	NS	<0.05	NS	<0.05
Dibenzo(a,h)anthracene	NE	NE	NS	NS	NS	NS	NS	NS	<0.01	NS	<0.01 UJ
Fluoranthene	280	3700	NS	NS	NS	NS	NS	NS	<0.05	NS	<0.05
Fluorene	280	140000	NS	NS	NS	NS	NS	NS	<0.05	NS	<0.05
Indeno(1,2,3-cd)pyrene	NE	NE	NS	NS	NS	NS	NS	NS	<0.05	NS	<0.05
Naphthalene	280	NE	NS	NS	NS	NS	NS	NS	<0.10	NS	**0.11**
Phenanthrene	200	0.077*	NS	NS	NS	NS	NS	NS	<0.05	NS	<0.05
Pyrene	200	110000	NS	NS	NS	NS	NS	NS	<0.05	NS	<0.05
Metals (mg/L)											
Antimony	0.006	86	NS	NS	NS	NS	NS	NS	<0.005	<0.005	<0.005
Arsenic	0.05	0.004	NS	NS	NS	NS	NS	NS	<0.004	<0.004	<0.004
Barium	1	NE	NS	NS	NS	NS	NS	NS	**0.109**	**0.113**	**0.145**
Beryllium	0.004	0.004	NS	NS	NS	NS	NS	NS	<0.001	<0.001	<0.001
Cadmium	0.005	0.006	NS	NS	NS	NS	NS	NS	<0.001	<0.001	<0.001
Chromium	0.05	NE	NS	NS	NS	NS	NS	NS	<0.001	<0.001	<0.001
Copper	1.3	0.048	NS	NS	NS	NS	NS	NS	<0.005	<0.005	<0.005
Lead	0.015	0.013	NS	NS	NS	NS	NS	NS	<0.002	<0.002	<0.002
Mercury	0.002	0.0004	NS	NS	NS	NS	NS	NS	<0.0002	<0.0002	<0.0002
Nickel	0.1	0.880	NS	NS	NS	NS	NS	NS	<0.001	<0.001	<0.001
Selenium	0.05	0.05	NS	NS	NS	NS	NS	NS	<0.010	<0.010	<0.01
Silver	0.036	0.012	NS	NS	NS	NS	NS	NS	<0.001	<0.001	<0.001
Vanadium	0.05	NE	NS	NS	NS	NS	NS	NS	**0.003**	**0.003**	**0.004**
Zinc	5	0.123	NS	NS	NS	NS	NS	NS	**0.003**	**0.004**	<0.002
PCB Homologs (ug/L)											
Dichlorobiphenyl	NE	NE	<0.0011 UJ	<0.0010 UJ	<0.0010 UJ	<0.00098 UJ	<0.0011 UJ	<0.00098 UJ	**0.0044 J**	**0.0064 J**	**0.0069 J**
Hexachlorobiphenyl	NE	NE	<0.0022 UJ	<0.0020 UJ	<0.0020 UJ	<0.0020 UJ	<0.0022 UJ	<0.0020 UJ	<0.0022 UJ	<0.0022 UJ	<0.0021 UJ
Monochlorobiphenyl	NE	NE	<0.0011 UJ	<0.0010 UJ	<0.0010 UJ	<0.00098 UJ	<0.0011 UJ	<0.00098 UJ	<0.0011 UJ	<0.0011 UJ	<0.0011 UJ
Pentachlorobiphenyl	NE	NE	<0.0022 UJ	<0.0020 UJ	<0.0020 UJ	<0.0020 UJ	<0.0022 UJ	<0.0020 UJ	<0.0022 UJ	<0.0022 UJ	**0.0054 J**
Tetrachlorobiphenyl	NE	NE	<0.0022 UJ	<0.0020 UJ	<0.0020 UJ	<0.0020 UJ	<0.0022 UJ	<0.0020 UJ	**0.027 J**	**0.034 J**	**0.029 J**
Trichlorobiphenyl	NE	NE	<0.0011 UJ	<0.0010 UJ	<0.0010 UJ	**0.001 J**	<0.0011 UJ	<0.00098 UJ	**0.025 J**	**0.032 J**	**0.028 J**
Total PCB Homologues	0.5	0.5	<0.0055 UJ	ND	ND	**0.001 J**	ND	ND	**0.057 J**	**0.072 J**	**0.070 J**

Notes:
This is a summary table. Only detected compounds are presented.
Bold = Detected above reporting limit
Orange highlighted cells exceed GWPC.
Yellow highlighted cells exceed SWPC.
<0.01 = Not detected above the specified laboratory reporting limit
GWPC = Ground water protection criteria.
SWPC = Surface water protection criteria.
NE = Criteriion has not been established
NS = Not Sampled for Specific Analyte
ug/L = microgram per liter
NS = Not sampled for this constituent..
mg/L = miligram per Liter
* SWPC for phenanthrene is a typographical error in RSRs. CTDEEP has recommended a criterion of 14 ug/L. All reported values in this monitoring period are below the CTDEEP recommended criterion.
J = The analyte was positively identified; the associated numerical value is the a
UJ = The analyte was not detected above the reported sample quantitation limit

Table 1
Groundwater Analytical Data

Greenwich High School
10 Hillside Road
Greenwich, Connecticut

Location ID Sample ID Sample Date SDG	GWPC	SWPC	MW-S15 MW-S15-111517-1 11/15/2017 17K0912	MW-S15 MW-S15-111517-2 11/15/2017 17K0912	MW-S15 MW-S15-030618-1 3/6/2018 18C0227	MW-S15 DUP MW-S15-081517-2 8/15/2017 17H0897	MW-S15 DUP MW-S15-030618-2 3/6/2018 18C0227	MW-T23 MW-T23-20170412-1 4/12/2017 17D0656	MW-T23 MW-T23-081817-1 8/18/2017 17H1062	MW-T23 MW-T23-111617-1 11/16/2017 17K1027	MW-T23 MW-T23-030818-1 3/6/2018 18C0346
PAHs (ug/L)											
2-Methylnaphthalene	NE	NE	<0.05	<0.05	<0.05	<0.05	<0.05	NS	NS	NS	NS
Acenaphthene	NE	NE	<0.05	<0.05	<0.05	<0.05	<0.05	NS	NS	NS	NS
Acenaphthylene	420	0.3	<0.05	<0.05	<0.05	<0.05	<0.05	NS	NS	NS	NS
Anthracene	2000	1100000	<0.05	<0.05	<0.05	<0.05	<0.05	NS	NS	NS	NS
Benzo(a)anthracene	0.06	0.3	<0.05	<0.05	<0.05	<0.05	<0.05	NS	NS	NS	NS
Benzo(a)pyrene	0.2	0.3	<0.05	<0.05	<0.05	<0.05	<0.05	NS	NS	NS	NS
Benzo(b)fluoranthene	0.08	0.3	<0.05	<0.05	<0.05	<0.05	<0.05	NS	NS	NS	NS
Benzo(g,h,i)perylene	NE	NE	<0.05	<0.05	<0.05	<0.05	<0.05	NS	NS	NS	NS
Benzo(k)fluoranthene	0.5	0.3	<0.05	<0.05	<0.05	<0.05	<0.05	NS	NS	NS	NS
Chrysene	NE	NE	<0.05	<0.05	<0.05	<0.05	<0.05	NS	NS	NS	NS
Dibenzo(a,h)anthracene	NE	NE	<0.01 UJ	<0.01	<0.01	<0.01	<0.01	NS	NS	NS	NS
Fluoranthene	280	3700	<0.05	<0.05	<0.05	<0.05	<0.05	NS	NS	NS	NS
Fluorene	280	140000	<0.05	<0.05	<0.05	<0.05	<0.05	NS	NS	NS	NS
Indeno(1,2,3-cd)pyrene	NE	NE	<0.05	<0.05	<0.05	<0.05	<0.05	NS	NS	NS	NS
Naphthalene	280	NE	<0.10	<0.09	<0.10	<0.1	<0.10	NS	NS	NS	NS
Phenanthrene	200	0.077*	<0.05	<0.05	<0.05	<0.05	<0.05	NS	NS	NS	NS
Pyrene	200	110000	<0.05	<0.05	<0.05	<0.05	<0.05	NS	NS	NS	NS
Metals (mg/L)											
Antimony	0.006	86	<0.005	<0.005	NS	<0.005	NS	NS	NS	NS	NS
Arsenic	0.05	0.004	<0.004	<0.004	**0.005**	<0.004	**0.005**	NS	NS	NS	NS
Barium	1	NE	**0.077**	**0.098**	**0.092**	**0.142**	**0.092**	NS	NS	NS	NS
Beryllium	0.004	0.004	<0.001	<0.001	NS	<0.001	NS	NS	NS	NS	NS
Cadmium	0.005	0.006	<0.001	<0.001	<0.001	<0.001	<0.001	NS	NS	NS	NS
Chromium	0.05	NE	**0.001**	**0.002**	**0.002**	<0.001	**0.002**	NS	NS	NS	NS
Copper	1.3	0.048	**0.008**	**0.008**	NS	<0.005	NS	NS	NS	NS	NS
Lead	0.015	0.013	<0.002	**0.002**	**0.001**	<0.002	<0.002	NS	NS	NS	NS
Mercury	0.002	0.0004	<0.0002	<0.0002	<0.0002	<0.0002	<0.0002	NS	NS	NS	NS
Nickel	0.1	0.880	**0.001**	<0.001	NS	**0.003 J**	NS	NS	NS	NS	NS
Selenium	0.05	0.05	<0.010	<0.010	<0.010	<0.01	<0.010	NS	NS	NS	NS
Silver	0.036	0.012	<0.001	<0.001	<0.001	<0.001	<0.001	NS	NS	NS	NS
Vanadium	0.05	NE	**0.004 J**	**0.008 J**	NS	**0.003**	NS	NS	NS	NS	NS
Zinc	5	0.123	**0.01**	**0.008**	NS	<0.002	NS	NS	NS	NS	NS
PCB Homologs (ug/L)											
Dichlorobiphenyl	NE	NE	**0.01 J**	**0.0075 J**	**0.0019 J**	**0.0075 J**	**0.0042 J**	<0.0010 UJ	<0.0010 UJ	<0.0010 UJ	<0.0010 UJ
Hexachlorobiphenyl	NE	NE	<0.0021 UJ	<0.0020 UJ	<0.0020 UJ	<0.0021 UJ	<0.0021 UJ	<0.0020 UJ	<0.0020 UJ	<0.0020 UJ	<0.0020 UJ
Monochlorobiphenyl	NE	NE	**0.0023 J**	<0.0010 UJ	<0.0010 UJ	<0.0011 UJ	**0.0012 J**	<0.0010 UJ	<0.0010 UJ	<0.0010 UJ	<0.0010 UJ
Pentachlorobiphenyl	NE	NE	**0.028 J**	**0.021 J**	**0.0076 J**	**0.0089 J**	**0.0059 J**	<0.0020 UJ	<0.0020 UJ	<0.0020 UJ	<0.0020 UJ
Tetrachlorobiphenyl	NE	NE	**0.093 J**	**0.078 J**	**0.026 J**	**0.040 J**	**0.025 J**	<0.0020 UJ	<0.0020 UJ	<0.0020 UJ	<0.0020 UJ
Trichlorobiphenyl	NE	NE	**0.057 J**	**0.043 J**	**0.016 J**	**0.032 J**	**0.017 J**	<0.0010 UJ	<0.0010 UJ	<0.0010 UJ	<0.0010 UJ
Total PCB Homologues	0.5	0.5	**0.19 J**	**0.15 J**	**0.051 J**	**0.088 J**	**0.054 J**	ND	ND	ND	ND

Notes:
This is a summary table. Only detected compounds are presented.
Bold = Detected above reporting limit
Orange highlighted cells exceed GWPC.
Yellow highlighted cells exceed SWPC.
<0.01 = Not detected above the specified laboratory reporting limit
GWPC = Ground water protection criteria.
SWPC = Surface water protection criteria.
NE = Criteriion has not been established
NS = Not Sampled for Specific Analyte
ug/L = microgram per liter
NS = Not sampled for this constituent..
mg/L = miligram per Liter
* SWPC for phenanthrene is a typographical error in RSRs. CTDEEP has recommended a criterion of 14 ug/L. All reported values in this monitoring period are below the CTDEEP recommended criterion.
J = The analyte was positively identified; the associated numerical value is the a
UJ = The analyte was not detected above the reported sample quantitation limit

Table 1
Groundwater Analytical Data

Greenwich High School
10 Hillside Road
Greenwich, Connecticut

Location ID Sample ID Sample Date SDG	GWPC	SWPC	MW-V12 MW-V12-20170412-1 4/12/2017 17D0505	MW-V12 MW-V12-081517-1 8/15/2017 17H0897	MW-V12 MW-V12-111517-1 11/15/2017 17K0912	MW-V12 MW-V12-030618-1 3/6/2018 18C0227	MW-V18 MW-V18-20170413-1 4/13/2017 17D0656	MW-V18 MW-V18-081717-1 8/17/2017 17H1062	MW-V18 MW-V18-111417-1 11/14/2017 17K0813	MW-V18 MW-V18-030818-1 3/6/2018 18C0346	MW-X17 MW-X17-20170410-1 4/10/2017 17D0409
PAHs (ug/L)											
2-Methylnaphthalene	NE	NE	NS	NS	NS	NS	NS	NS	NS	NS	NS
Acenaphthene	NE	NE	NS	NS	NS	NS	NS	NS	NS	NS	NS
Acenaphthylene	420	0.3	NS	NS	NS	NS	NS	NS	NS	NS	NS
Anthracene	2000	1100000	NS	NS	NS	NS	NS	NS	NS	NS	NS
Benzo(a)anthracene	0.06	0.3	NS	NS	NS	NS	NS	NS	NS	NS	NS
Benzo(a)pyrene	0.2	0.3	NS	NS	NS	NS	NS	NS	NS	NS	NS
Benzo(b)fluoranthene	0.08	0.3	NS	NS	NS	NS	NS	NS	NS	NS	NS
Benzo(g,h,i)perylene	NE	NE	NS	NS	NS	NS	NS	NS	NS	NS	NS
Benzo(k)fluoranthene	0.5	0.3	NS	NS	NS	NS	NS	NS	NS	NS	NS
Chrysene	NE	NE	NS	NS	NS	NS	NS	NS	NS	NS	NS
Dibenzo(a,h)anthracene	NE	NE	NS	NS	NS	NS	NS	NS	NS	NS	NS
Fluoranthene	280	3700	NS	NS	NS	NS	NS	NS	NS	NS	NS
Fluorene	280	140000	NS	NS	NS	NS	NS	NS	NS	NS	NS
Indeno(1,2,3-cd)pyrene	NE	NE	NS	NS	NS	NS	NS	NS	NS	NS	NS
Naphthalene	280	NE	NS	NS	NS	NS	NS	NS	NS	NS	NS
Phenanthrene	200	0.077*	NS	NS	NS	NS	NS	NS	NS	NS	NS
Pyrene	200	110000	NS	NS	NS	NS	NS	NS	NS	NS	NS
Metals (mg/L)											
Antimony	0.006	86	NS	NS	NS	NS	NS	NS	NS	NS	NS
Arsenic	0.05	0.004	NS	NS	NS	NS	NS	NS	NS	NS	NS
Barium	1	NE	NS	NS	NS	NS	NS	NS	NS	NS	NS
Beryllium	0.004	0.004	NS	NS	NS	NS	NS	NS	NS	NS	NS
Cadmium	0.005	0.006	NS	NS	NS	NS	NS	NS	NS	NS	NS
Chromium	0.05	NE	NS	NS	NS	NS	NS	NS	NS	NS	NS
Copper	1.3	0.048	NS	NS	NS	NS	NS	NS	NS	NS	NS
Lead	0.015	0.013	NS	NS	NS	NS	NS	NS	NS	NS	NS
Mercury	0.002	0.0004	NS	NS	NS	NS	NS	NS	NS	NS	NS
Nickel	0.1	0.880	NS	NS	NS	NS	NS	NS	NS	NS	NS
Selenium	0.05	0.05	NS	NS	NS	NS	NS	NS	NS	NS	NS
Silver	0.036	0.012	NS	NS	NS	NS	NS	NS	NS	NS	NS
Vanadium	0.05	NE	NS	NS	NS	NS	NS	NS	NS	NS	NS
Zinc	5	0.123	NS	NS	NS	NS	NS	NS	NS	NS	NS
PCB Homologs (ug/L)											
Dichlorobiphenyl	NE	NE	**0.0012 J**	<0.0011 UJ	<0.0010 UJ	<0.00096 UJ	**0.0091 J**	**0.015 J**	**0.015 J**	**0.0025 J**	<0.0010 UJ
Hexachlorobiphenyl	NE	NE	<0.0020 UJ	<0.0022 UJ	**0.012 J**	**0.0031 J**	<0.0020 UJ	<0.0020 UJ	<0.0019 UJ	<0.0021 UJ	<0.0020 UJ
Monochlorobiphenyl	NE	NE	<0.0010 UJ	<0.0011 UJ	<0.0010 UJ	<0.00096 UJ	**0.0023 J**	<0.0010 UJ	<0.00093 UJ	<0.0010 UJ	<0.0010 UJ
Pentachlorobiphenyl	NE	NE	**0.021 J**	**0.010 J**	**0.13 J**	**0.048 J**	<0.0020 UJ	<0.0020 UJ	<0.0019 UJ	**0.0068 J**	<0.0020 UJ
Tetrachlorobiphenyl	NE	NE	**0.057 J**	**0.040 J**	**0.26 J**	**0.11 J**	**0.015 J**	**0.037 J**	**0.022 J**	**0.031 J**	<0.0020 UJ
Trichlorobiphenyl	NE	NE	**0.013 J**	**0.015 J**	**0.043 J**	**0.017 J**	**0.022 J**	**0.045 J**	**0.042 J**	**0.015 J**	<0.0010 UJ
Total PCB Homologues	0.5	0.5	**0.092 J**	**0.065 J**	**0.44 J**	**0.18 J**	**0.048 J**	**0.097 J**	**0.079 J**	**0.055 J**	ND

Notes:
This is a summary table. Only detected compounds are presented.
Bold = Detected above reporting limit
Orange highlighted cells exceed GWPC.
Yellow highlighted cells exceed SWPC.
<0.01 = Not detected above the specified laboratory reporting limit
GWPC = Ground water protection criteria.
SWPC = Surface water protection criteria.
NE = Criteriion has not been established
NS = Not Sampled for Specific Analyte
ug/L = microgram per liter
NS = Not sampled for this constituent..
mg/L = miligram per Liter
* SWPC for phenanthrene is a typographical error in RSRs. CTDEEP has recommended a criterion of 14 ug/L. All reported values in this monitoring period are below the CTDEEP recommended criterion.
J = The analyte was positively identified; the associated numerical value is the a
UJ = The analyte was not detected above the reported sample quantitation limit

Table 1
Groundwater Analytical Data

Greenwich High School
10 Hillside Road
Greenwich, Connecticut

Location ID Sample ID Sample Date SDG	GWPC	SWPC	MW-X17 MW-X17-081717-1 8/17/2017 17H1062	MW-X17 MW-X17-111417-1 11/14/2017 17K0813	MW-X17 MW-X17-030818-1 3/6/2018 18C0346	MW-Y15 MW-Y15-20170412-1 4/12/2017 17D0505	MW-Y15 MW-Y15-082917-1 8/24/2017 GBY92749	MW-Y15 MW-Y15-111417-1 11/14/2017 17K0813	MW-Y15 MW-Y15-030618-1 3/6/2018 18C0227	MW-Y15D MW-Y15-D-082917-1 8/29/2017 17H1571	MW-Y15D MW-Y15D-111417-1 11/14/2017 17K0813
PAHs (ug/L)											
2-Methylnaphthalene	NE	NE	NS	NS	NS	**0.06**	**0.09**	<0.05	<0.05	NS	NS
Acenaphthene	NE	NE	NS	NS	NS	**0.35**	**0.39**	**0.34**	**0.25**	NS	NS
Acenaphthylene	420	0.3	NS	NS	NS	<0.05	<0.06	<0.05	<0.05	NS	NS
Anthracene	2000	1100000	NS	NS	NS	**0.08**	**0.07**	<0.05	**0.06**	NS	NS
Benzo(a)anthracene	0.06	0.3	NS	NS	NS	<0.05	<0.06	<0.05	<0.05	NS	NS
Benzo(a)pyrene	0.2	0.3	NS	NS	NS	<0.05 UJ	<0.06	<0.05	<0.05	NS	NS
Benzo(b)fluoranthene	0.08	0.3	NS	NS	NS	<0.05 UJ	<0.06	<0.05	<0.05	NS	NS
Benzo(g,h,i)perylene	NE	NE	NS	NS	NS	<0.05 UJ	<0.06	<0.05	<0.05	NS	NS
Benzo(k)fluoranthene	0.5	0.3	NS	NS	NS	<0.05 UJ	<0.06	<0.05	<0.05	NS	NS
Chrysene	NE	NE	NS	NS	NS	<0.05 UJ	<0.06	<0.05 UJ	<0.05	NS	NS
Dibenzo(a,h)anthracene	NE	NE	NS	NS	NS	<0.01 UJ	<0.01	<0.01	<0.01	NS	NS
Fluoranthene	280	3700	NS	NS	NS	<0.05	<0.06	<0.05	<0.05	NS	NS
Fluorene	280	140000	NS	NS	NS	**0.18**	**0.19**	**0.18**	**0.14**	NS	NS
Indeno(1,2,3-cd)pyrene	NE	NE	NS	NS	NS	<0.05 UJ	<0.06	<0.05	<0.05	NS	NS
Naphthalene	280	NE	NS	NS	NS	<0.10	<0.11	<0.10	<0.10	NS	NS
Phenanthrene	200	0.077*	NS	NS	NS	<0.05	<0.06	<0.05	<0.05	NS	NS
Pyrene	200	110000	NS	NS	NS	<0.05	<0.06	<0.05	<0.05	NS	NS
Metals (mg/L)											
Antimony	0.006	86	NS	NS	NS	<0.005	<0.005	<0.005	NS	NS	NS
Arsenic	0.05	0.004	NS	NS	NS	<0.004	<0.004	<0.004	<0.004	NS	NS
Barium	1	NE	NS	NS	NS	**0.49**	**0.688**	**0.486**	**0.479**	NS	NS
Beryllium	0.004	0.004	NS	NS	NS	<0.001	<0.001	<0.001	NS	NS	NS
Cadmium	0.005	0.006	NS	NS	NS	<0.001	<0.001	<0.001	<0.001	NS	NS
Chromium	0.05	NE	NS	NS	NS	**0.002**	<0.001	**0.001**	**0.002**	NS	NS
Copper	1.3	0.048	NS	NS	NS	<0.005	<0.005	<0.005	NS	NS	NS
Lead	0.015	0.013	NS	NS	NS	**0.004**	<0.002	<0.002	**0.007**	NS	NS
Mercury	0.002	0.0004	NS	NS	NS	<0.0002	<0.0002	<0.0002	<0.0002	NS	NS
Nickel	0.1	0.880	NS	NS	NS	**0.004**	<0.001	**0.002**	NS	NS	NS
Selenium	0.05	0.05	NS	NS	NS	<0.010	<0.010	<0.010	<0.010	NS	NS
Silver	0.036	0.012	NS	NS	NS	<0.001	<0.001	<0.001	<0.001	NS	NS
Vanadium	0.05	NE	NS	NS	NS	<0.002	<0.002	<0.002	NS	NS	NS
Zinc	5	0.123	NS	NS	NS	**0.008**	**0.009**	**0.014**	NS	NS	NS
PCB Homologs (ug/L)											
Dichlorobiphenyl	NE	NE	<0.0010 UJ	**0.081 J**	<0.0010 UJ	**4.2 J**	**8.0 J**	**4.8 J**	**2.5 J**	**0.20 J**	**0.13 J**
Hexachlorobiphenyl	NE	NE	<0.0020 UJ	<0.0019 UJ	<0.0020 UJ	<0.0020 UJ	<0.0020 UJ	<0.0020 UJ	**0.0024 J**	<0.0020 UJ	<0.0020 UJ
Monochlorobiphenyl	NE	NE	<0.0010 UJ	<0.00093 UJ	<0.0010 UJ	**3.3 J**	**8.9 J**	**4.1 J**	**2.6 J**	**0.048 J**	**0.023 J**
Pentachlorobiphenyl	NE	NE	<0.0020 UJ	<0.0019 UJ	<0.0020 UJ	**0.026 J**	**0.015 J**	**0.031 J**	**0.025 J**	<0.0020 UJ	<0.0020 UJ
Tetrachlorobiphenyl	NE	NE	<0.0020 UJ	**0.05 J**	**0.0023 J**	**0.17 J**	**0.19 J**	**0.2 J**	**0.14 J**	**0.075 J**	**0.071 J**
Trichlorobiphenyl	NE	NE	<0.0010 UJ	**0.19 J**	**0.0022 J**	**0.73 J**	**1.1 J**	**0.88 J**	**0.5 J**	**0.16 J**	**0.13 J**
Total PCB Homologues	0.5	0.5	ND	**0.32 J**	**0.0045 J**	**8.5 J**	**18 J**	**10 J**	**5.6 J**	**0.49 J**	**0.36 J**

Notes:
This is a summary table. Only detected compounds are presented.
Bold = Detected above reporting limit
Orange highlighted cells exceed GWPC.
Yellow highlighted cells exceed SWPC.
<0.01 = Not detected above the specified laboratory reporting limit
GWPC = Ground water protection criteria.
SWPC = Surface water protection criteria.
NE = Criteriion has not been established
NS = Not Sampled for Specific Analyte
ug/L = microgram per liter
NS = Not sampled for this constituent..
mg/L = miligram per Liter
* SWPC for phenanthrene is a typographical error in RSRs. CTDEEP has recommended a criterion of 14 ug/L. All reported values in this monitoring period are below the CTDEEP recommended criterion.
J = The analyte was positively identified; the associated numerical value is the a
UJ = The analyte was not detected above the reported sample quantitation limit

Table 1
Groundwater Analytical Data

Greenwich High School
10 Hillside Road
Greenwich, Connecticut

Location ID Sample ID Sample Date SDG	GWPC	SWPC	MW-Y15D MW-Y15D-030618-1 3/6/2018 18C0227	MW-Y26 MW-Y26-20170412-1 4/12/2017 17D0656	MW-Y26 MW-Y26-081617-1 8/16/2017 17H1062	MW-Y26 MW-Y26-111617-1 11/16/2017 17K1027	MW-Y26 MW-Y26-030818-1 3/6/2018 18C0346	MW-Y9 MW-Y9-20170413-1 4/13/2017 17D0656	MW-Y9 MW-Y9-082417-1 8/24/2017 GBY92749	MW-Y9 MW-Y9-111417-1 11/14/2017 17K0813	MW-Y9 MW-Y9-030618-1 3/6/2018 18C0346
PAHs (ug/L)											
2-Methylnaphthalene	NE	NE	NS	NS	NS	NS	NS	NS	<0.05	<0.05	**0.08**
Acenaphthene	NE	NE	NS	NS	NS	NS	NS	NS	<0.05	<0.05	<0.05
Acenaphthylene	420	0.3	NS	NS	NS	NS	NS	NS	<0.05	<0.05	<0.05
Anthracene	2000	1100000	NS	NS	NS	NS	NS	NS	<0.05	<0.05	<0.05
Benzo(a)anthracene	0.06	0.3	NS	NS	NS	NS	NS	NS	<0.05	<0.05	<0.05
Benzo(a)pyrene	0.2	0.3	NS	NS	NS	NS	NS	NS	<0.05	<0.05	<0.05
Benzo(b)fluoranthene	0.08	0.3	NS	NS	NS	NS	NS	NS	<0.05	<0.05	<0.05
Benzo(g,h,i)perylene	NE	NE	NS	NS	NS	NS	NS	NS	<0.05	<0.05	<0.05 UJ
Benzo(k)fluoranthene	0.5	0.3	NS	NS	NS	NS	NS	NS	<0.05	<0.05	<0.05
Chrysene	NE	NE	NS	NS	NS	NS	NS	NS	<0.05	<0.05 UJ	<0.05
Dibenzo(a,h)anthracene	NE	NE	NS	NS	NS	NS	NS	NS	<0.01	<0.01	<0.01
Fluoranthene	280	3700	NS	NS	NS	NS	NS	NS	<0.05	<0.05	<0.05
Fluorene	280	140000	NS	NS	NS	NS	NS	NS	<0.05	<0.05	<0.05
Indeno(1,2,3-cd)pyrene	NE	NE	NS	NS	NS	NS	NS	NS	<0.05	<0.05	<0.05
Naphthalene	280	NE	NS	NS	NS	NS	NS	NS	<0.10	<0.10	<0.10
Phenanthrene	200	0.077*	NS	NS	NS	NS	NS	NS	<0.05	<0.05	<0.05
Pyrene	200	110000	NS	NS	NS	NS	NS	NS	<0.05	<0.05	<0.05
Metals (mg/L)											
Antimony	0.006	86	NS	NS	NS	NS	NS	NS	<0.005	<0.005	NS
Arsenic	0.05	0.004	NS	NS	NS	NS	NS	NS	<0.004	**0.009**	**0.004**
Barium	1	NE	NS	NS	NS	NS	NS	NS	**0.947**	**0.789**	**0.077**
Beryllium	0.004	0.004	NS	NS	NS	NS	NS	NS	<0.001	<0.001	NS
Cadmium	0.005	0.006	NS	NS	NS	NS	NS	NS	<0.001	<0.001	**0.001**
Chromium	0.05	NE	NS	NS	NS	NS	NS	NS	<0.001	<0.001	**0.002**
Copper	1.3	0.048	NS	NS	NS	NS	NS	NS	<0.005	**0.01**	NS
Lead	0.015	0.013	NS	NS	NS	NS	NS	NS	**0.003**	**0.004**	**0.002**
Mercury	0.002	0.0004	NS	NS	NS	NS	NS	NS	<0.0002	<0.0002	**0.0002**
Nickel	0.1	0.880	NS	NS	NS	NS	NS	NS	**0.002**	**0.005**	NS
Selenium	0.05	0.05	NS	NS	NS	NS	NS	NS	<0.010	<0.010	**0.01**
Silver	0.036	0.012	NS	NS	NS	NS	NS	NS	<0.001	<0.001	**0.001**
Vanadium	0.05	NE	NS	NS	NS	NS	NS	NS	<0.002	<0.002	NS
Zinc	5	0.123	NS	NS	NS	NS	NS	NS	**0.008**	**0.014**	NS
PCB Homologs (ug/L)											
Dichlorobiphenyl	NE	NE	**0.061 J**	<0.0011 UJ	<0.0010 UJ	<0.00095 UJ	<0.00099 UJ	<0.0010 UJ	<0.0010 UJ	<0.00096 UJ	<0.00098 UJ
Hexachlorobiphenyl	NE	NE	<0.0020 UJ	<0.0022 UJ	<0.0020 UJ	<0.0019 UJ	<0.0020 UJ	<0.0020 UJ	<0.0020 UJ	<0.0019 UJ	<0.0020 UJ
Monochlorobiphenyl	NE	NE	**0.014 J**	<0.0011 UJ	<0.0010 UJ	<0.00095 UJ	<0.00099 UJ	<0.0010 UJ	<0.0010 UJ	<0.00096 UJ	<0.00098 UJ
Pentachlorobiphenyl	NE	NE	**0.018 J**	<0.0022 UJ	<0.0020 UJ	<0.0019 UJ	<0.0020 UJ	<0.0020 UJ	<0.0020 UJ	<0.0019 UJ	**0.0033 J**
Tetrachlorobiphenyl	NE	NE	**0.057 J**	<0.0022 UJ	<0.0020 UJ	<0.0019 UJ	<0.0020 UJ	<0.0020 UJ	<0.0020 UJ	<0.0019 UJ	**0.0031 J**
Trichlorobiphenyl	NE	NE	**0.063 J**	<0.0011 UJ	<0.0010 UJ	<0.00095 UJ	<0.00099 UJ	<0.0010 UJ	<0.0010 UJ	<0.00096 UJ	**0.0013 J**
Total PCB Homologues	0.5	0.5	**0.21 J**	ND	ND	ND	ND	ND	ND	ND	**0.0076 J**

Notes:
This is a summary table. Only detected compounds are presented.
Bold = Detected above reporting limit
Orange highlighted cells exceed GWPC.
Yellow highlighted cells exceed SWPC.
<0.01 = Not detected above the specified laboratory reporting limit
GWPC = Ground water protection criteria.
SWPC = Surface water protection criteria.
NE = Criteriion has not been established
NS = Not Sampled for Specific Analyte
ug/L = microgram per liter
NS = Not sampled for this constituent..
mg/L = miligram per Liter
* SWPC for phenanthrene is a typographical error in RSRs. CTDEEP has recommended a criterion of 14 ug/L. All reported values in this monitoring period are below the CTDEEP recommended criterion.
J = The analyte was positively identified; the associated numerical value is the a
UJ = The analyte was not detected above the reported sample quantitation limit

Table 1
Groundwater Analytical Data

Location ID Sample ID Sample Date SDG	GWPC	SWPC	MW-Y9D MW-Y9-D-082417-1 8/24/2017 17H1571	MW-Y9D MW-Y9D-111417-1 11/14/2017 17K0813	MW-Y9D MW-Y9D-030618-1 3/6/2018 18C0346
PAHs (ug/L)					
2-Methylnaphthalene	NE	NE	NS	NS	NS
Acenaphthene	NE	NE	NS	NS	NS
Acenaphthylene	420	0.3	NS	NS	NS
Anthracene	2000	1100000	NS	NS	NS
Benzo(a)anthracene	0.06	0.3	NS	NS	NS
Benzo(a)pyrene	0.2	0.3	NS	NS	NS
Benzo(b)fluoranthene	0.08	0.3	NS	NS	NS
Benzo(g,h,i)perylene	NE	NE	NS	NS	NS
Benzo(k)fluoranthene	0.5	0.3	NS	NS	NS
Chrysene	NE	NE	NS	NS	NS
Dibenzo(a,h)anthracene	NE	NE	NS	NS	NS
Fluoranthene	280	3700	NS	NS	NS
Fluorene	280	140000	NS	NS	NS
Indeno(1,2,3-cd)pyrene	NE	NE	NS	NS	NS
Naphthalene	280	NE	NS	NS	NS
Phenanthrene	200	0.077*	NS	NS	NS
Pyrene	200	110000	NS	NS	NS
Metals (mg/L)					
Antimony	0.006	86	NS	NS	NS
Arsenic	0.05	0.004	NS	NS	NS
Barium	1	NE	NS	NS	NS
Beryllium	0.004	0.004	NS	NS	NS
Cadmium	0.005	0.006	NS	NS	NS
Chromium	0.05	NE	NS	NS	NS
Copper	1.3	0.048	NS	NS	NS
Lead	0.015	0.013	NS	NS	NS
Mercury	0.002	0.0004	NS	NS	NS
Nickel	0.1	0.880	NS	NS	NS
Selenium	0.05	0.05	NS	NS	NS
Silver	0.036	0.012	NS	NS	NS
Vanadium	0.05	NE	NS	NS	NS
Zinc	5	0.123	NS	NS	NS
PCB Homologs (ug/L)					
Dichlorobiphenyl	NE	NE	<0.0010 UJ	<0.00096 UJ	<0.00097 UJ
Hexachlorobiphenyl	NE	NE	<0.0020 UJ	<0.0019 UJ	<0.0019 UJ
Monochlorobiphenyl	NE	NE	<0.0010 UJ	<0.00096 UJ	<0.00097 UJ
Pentachlorobiphenyl	NE	NE	<0.0020 UJ	<0.0019 UJ	<0.0019 UJ
Tetrachlorobiphenyl	NE	NE	<0.0020 UJ	<0.0019 UJ	<0.0019 UJ
Trichlorobiphenyl	NE	NE	<0.0010 UJ	<0.00096 UJ	<0.00097 UJ
Total PCB Homologues	0.5	0.5	ND	ND	ND

Notes:
This is a summary table. Only detected compounds are presented.
Bold = Detected above reporting limit
Orange highlighted cells exceed GWPC.
Yellow highlighted cells exceed SWPC.
<0.01 = Not detected above the specified laboratory reporting limit
GWPC = Ground water protection criteria.
SWPC = Surface water protection criteria.
NE = Criteriion has not been established
NS = Not Sampled for Specific Analyte
ug/L = microgram per liter
NS = Not sampled for this constituent..
mg/L = miligram per Liter
* SWPC for phenanthrene is a typographical error in RSRs. CTDEEP has recommended a criterion of 14 ug/L. All reported values in this monitoring period are below the CTDEEP recommended criterion.
J = The analyte was positively identified; the associated numerical value is the a
UJ = The analyte was not detected above the reported sample quantitation limit.

Figures

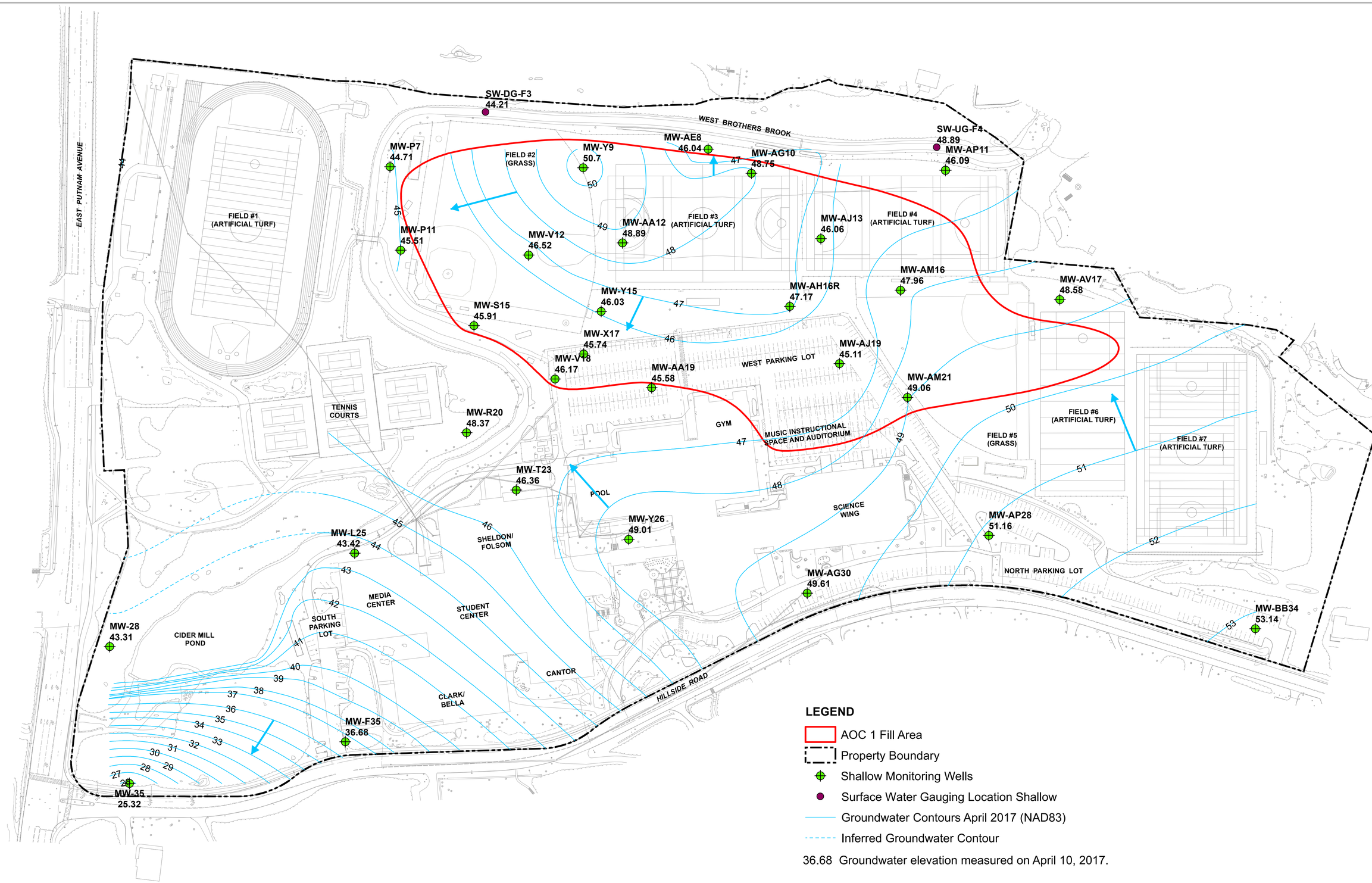

LEGEND

- AOC 1 Fill Area
- Property Boundary
- Shallow Monitoring Wells
- Surface Water Gauging Location Shallow
- Groundwater Contours April 2017 (NAD83)
- Inferred Groundwater Contour

36.68 Groundwater elevation measured on April 10, 2017.

GREENWICH HIGH SCHOOL
10 HILLSIDE ROAD
GREENWICH, CT

SOURCE:
2010 AERIAL ORTHOPHOTO FROM STATE OF CONNECTICUT
DEPARTMENT OF ENERGY & ENVIRONMENTAL PROTECTION.

AECOM Environment
500 ENTERPRISE DR, STE 1A
ROCKY HILL, CT 06067
(860) 263-5800
www.aecom.com

SCALE:
1" = 80'
0 40 80 160 240 Feet
SCALE

UNLESS OTHERWISE NOTED OR CHANGED BY REPRODUCTION

FIGURE 1
APRIL 2017
SHALLOW OVERBURDEN GROUNDWATER CONTOURS

JOB 60225155
FILE NO.
CAD FILE
SHEET

Path: I:\ark\Objects\Data\EVERYONE\60432356 Greenwich High School Remediation\900-Work\GIS\MXDs\2017\SGroundwater\Contours.mxd

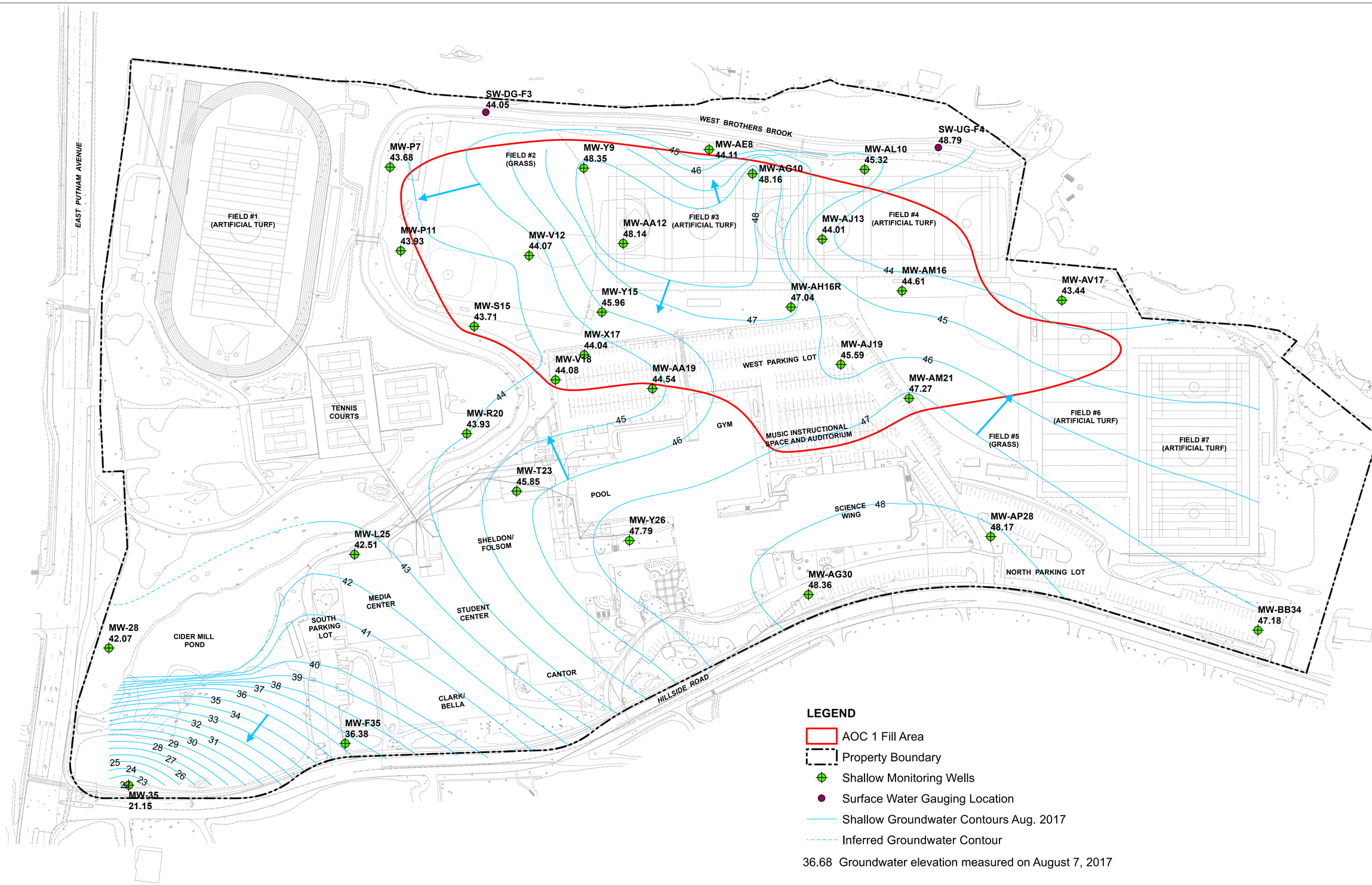

GREENWICH HIGH SCHOOL
10 HILLSIDE ROAD
GREENWICH, CT

SOURCE:
2010 AERIAL ORTHOPHOTO FROM STATE OF CONNECTICUT
DEPARTMENT OF ENERGY & ENVIRONMENTAL PROTECTION.

AECOM Environment
500 ENTERPRISE DR, STE 1A
ROCKY HILL, CT 06067
(860) 263-5800
www.aecom.com

AECOM

N

SCALE:
1" = 80'
0 40 80 160 240 Feet
SCALE

UNLESS OTHERWISE NOTED OR CHANGED BY REPRODUCTION

FIGURE 2
AUGUST 2017
SHALLOW OVERBURDEN GROUNDWATER CONTOURS

JOB 60225155
FILE NO.
CAD FILE
SHEET

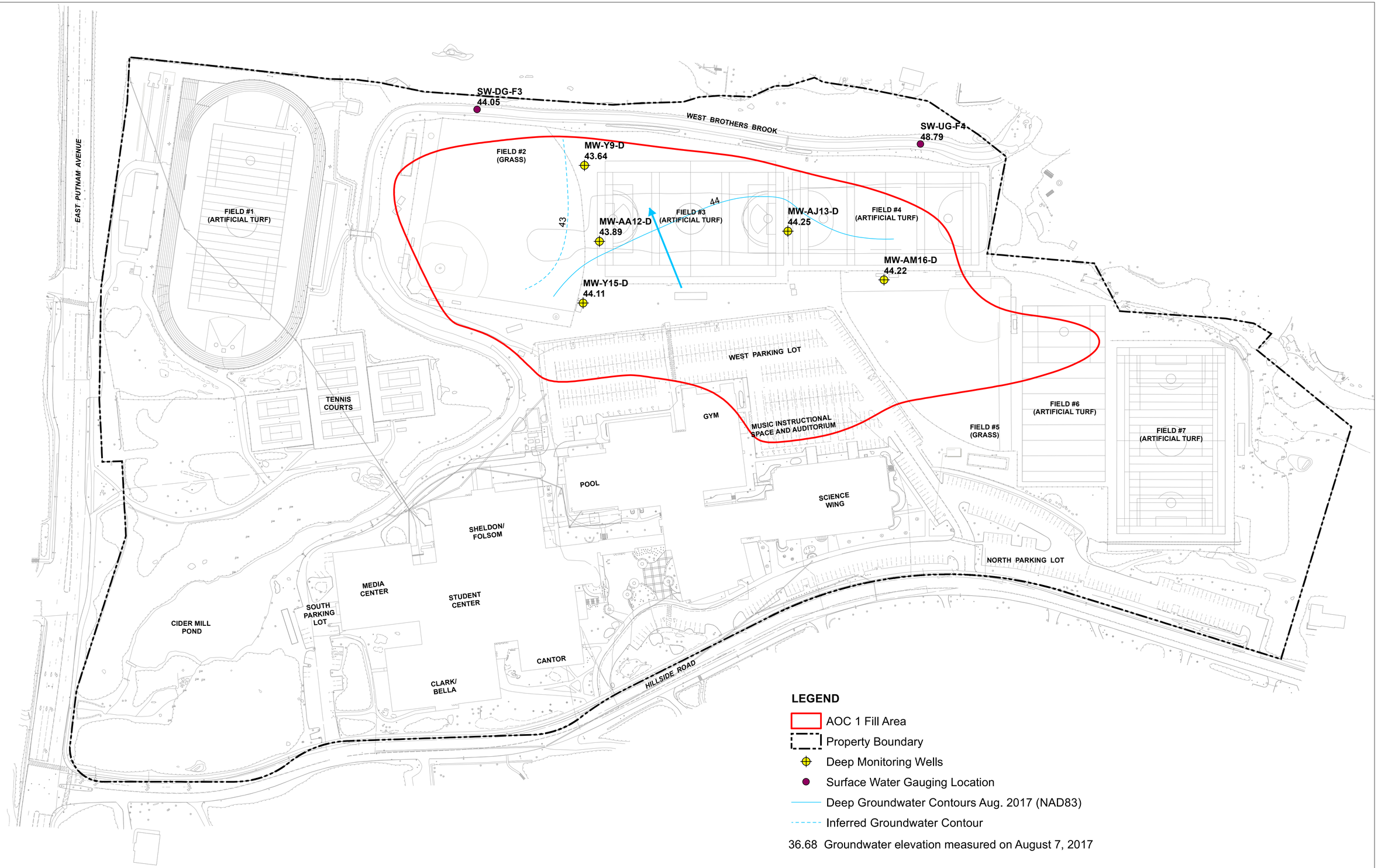

LEGEND

- AOC 1 Fill Area
- Property Boundary
- Deep Monitoring Wells
- Surface Water Gauging Location
- Deep Groundwater Contours Aug. 2017 (NAD83)
- Inferred Groundwater Contour
- 36.68 Groundwater elevation measured on August 7, 2017

Path: \\Uark\5\500\1\data\EVERYONE\60432308 Greenwich High School Remediation\900-Work\GIS\MXDs\2017\GroundwaterContours.mxd

GREENWICH HIGH SCHOOL
10 HILLSIDE ROAD
GREENWICH, CT

SOURCE:
2010 AERIAL ORTHOPHOTO FROM STATE OF CONNECTICUT DEPARTMENT OF ENERGY & ENVIRONMENTAL PROTECTION.

AECOM Environment
500 ENTERPRISE DR, STE 1A
ROCKY HILL, CT 06067
(860) 263-5800
www.aecom.com

AECOM

N

SCALE:

1" = 80'

0 40 80 160 240 Feet

SCALE

UNLESS OTHERWISE NOTED OR CHANGED BY REPRODUCTION

FIGURE 3
AUGUST 2017
DEEP OVERBURDEN GROUNDWATER CONTOURS

JOB 60225155
FILE NO.
CAD FILE
SHEET

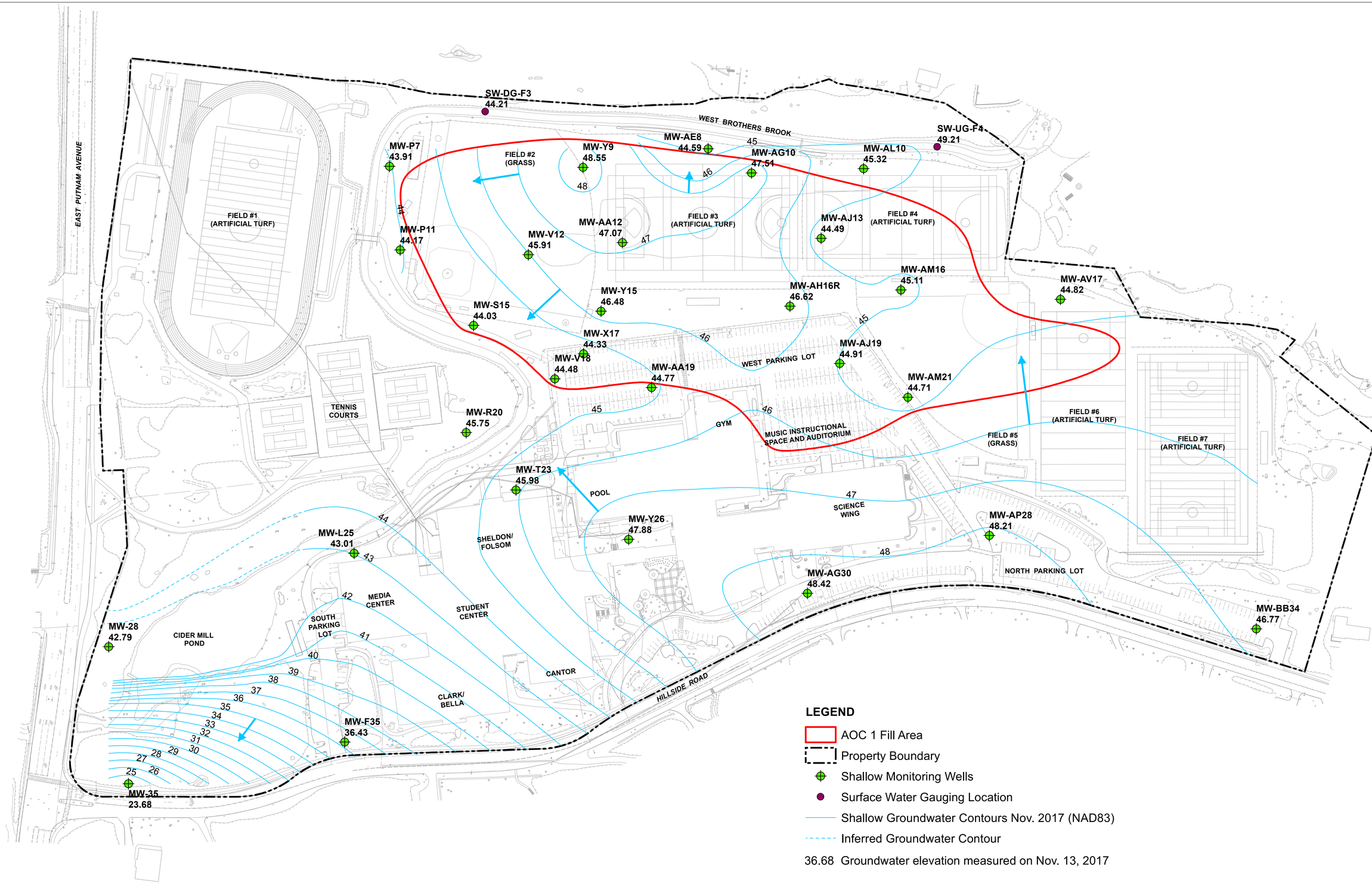

GREENWICH HIGH SCHOOL
10 HILLSIDE ROAD
GREENWICH, CT

SOURCE:
2010 AERIAL ORTHOPHOTO FROM STATE OF CONNECTICUT
DEPARTMENT OF ENERGY & ENVIRONMENTAL PROTECTION.

AECOM Environment
500 ENTERPRISE DR, STE 1A
ROCKY HILL, CT 06067
(860) 263-5800
www.aecom.com

AECOM

N

SCALE:
1" = 80'
0 40 80 160 240 Feet
SCALE

UNLESS OTHERWISE NOTED OR CHANGED BY REPRODUCTION

FIGURE 4
NOVEMBER 2017
SHALLOW OVERBURDEN GROUNDWATER CONTOURS

JOB 60225155
FILE NO.
CAD FILE
SHEET

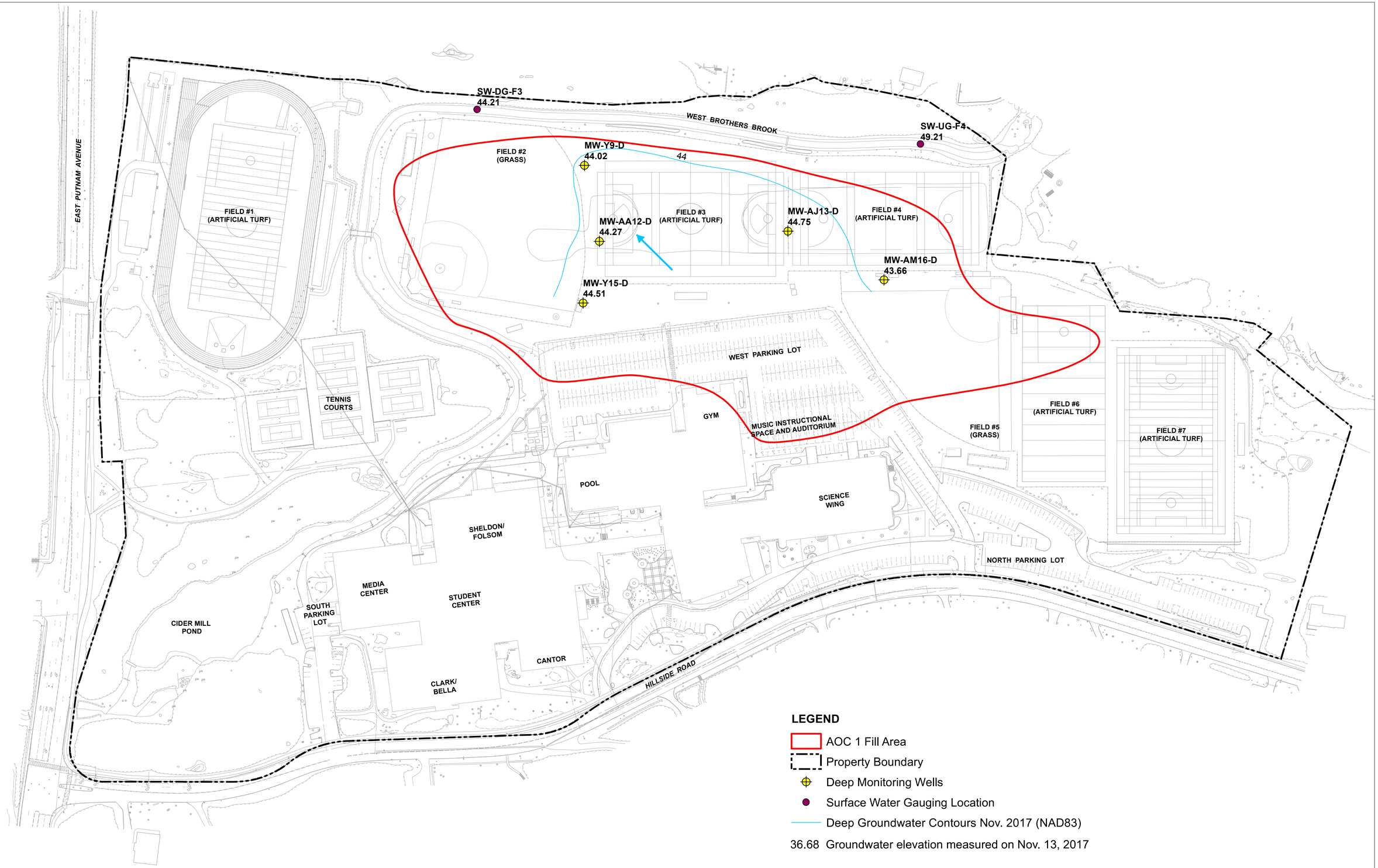

LEGEND

- AOC 1 Fill Area
- Property Boundary
- Deep Monitoring Wells
- Surface Water Gauging Location
- Deep Groundwater Contours Nov. 2017 (NAD83)
- 36.68 Groundwater elevation measured on Nov. 13, 2017

GREENWICH HIGH SCHOOL
10 HILLSIDE ROAD
GREENWICH, CT

SOURCE:
2010 AERIAL ORTHOPHOTO FROM STATE OF CONNECTICUT DEPARTMENT OF ENERGY & ENVIRONMENTAL PROTECTION.

AECOM Environment
500 ENTERPRISE DR, STE 1A
ROCKY HILL, CT 06067
(860) 263-5800
www.aecom.com

AECOM

N

SCALE:

1" = 80'

0 40 80 160 240 Feet

SCALE

UNLESS OTHERWISE NOTED OR CHANGED BY REPRODUCTION

FIGURE 5
NOVEMBER 2017
DEEP OVERBURDEN GROUNDWATER CONTOURS

JOB 60225155
FILE NO.
CAD FILE
SHEET

Path: \\Ukrks3\p001\dlab\EYERYONE\60432308 Greenwich High School Remediation\900-Work\GIS\MXDs\2018\GroundwaterContours.mxd

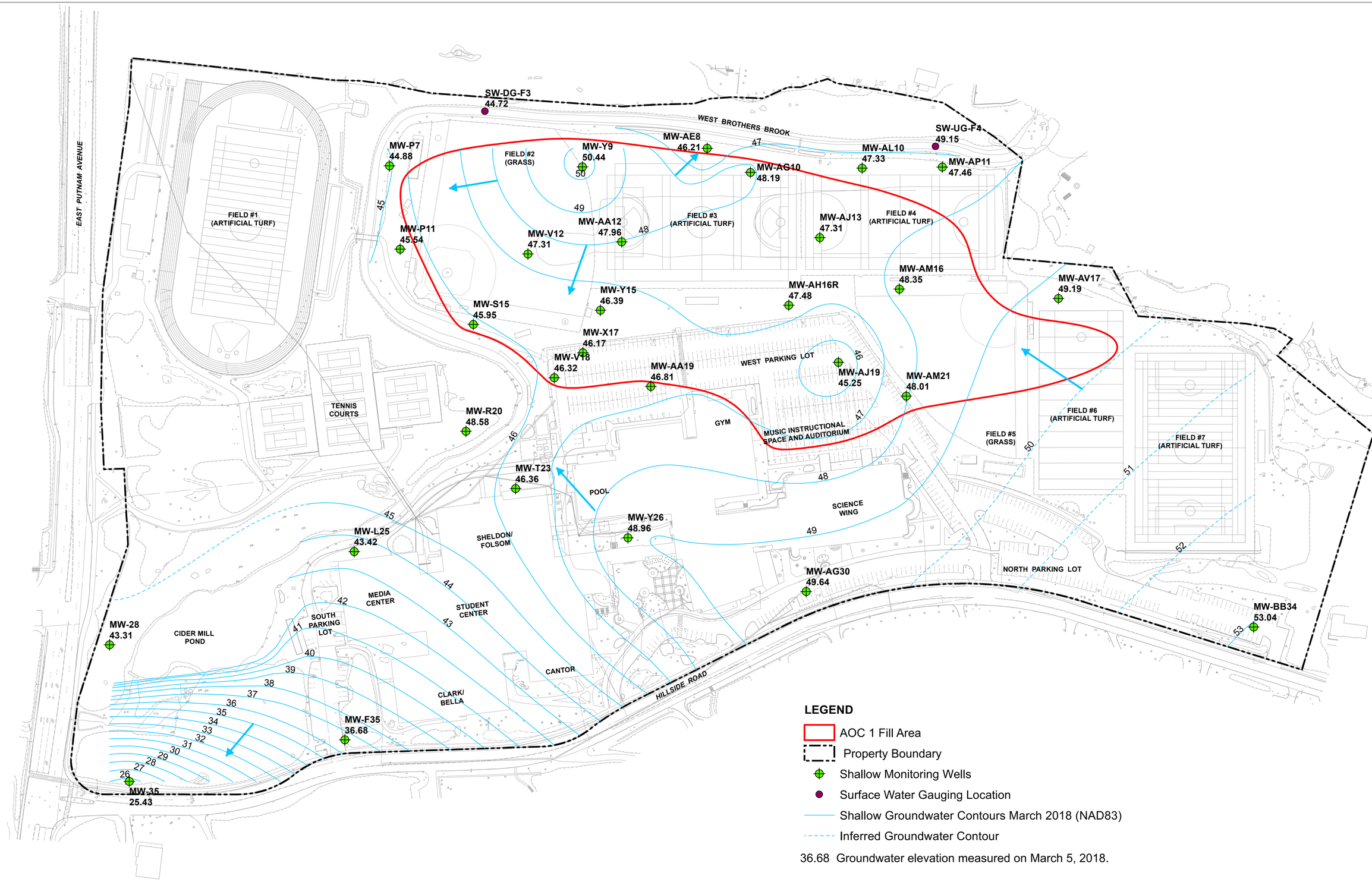

LEGEND

- AOC 1 Fill Area
- Property Boundary
- Shallow Monitoring Wells
- Surface Water Gauging Location
- Shallow Groundwater Contours March 2018 (NAD83)
- Inferred Groundwater Contour

36.68 Groundwater elevation measured on March 5, 2018.

Path: \\Jan\fs3\p01\60\active\ERTYONE\60432308 Greenwich High School Remediation\900-Work\GIS\MXDs\201805\groundwaterContours.mxd

GREENWICH HIGH SCHOOL
10 HILLSIDE ROAD
GREENWICH, CT

SOURCE:
2010 AERIAL ORTHOPHOTO FROM STATE OF CONNECTICUT
DEPARTMENT OF ENERGY & ENVIRONMENTAL PROTECTION.

AECOM Environment
500 ENTERPRISE DR, STE 1A
ROCKY HILL, CT 06067
(860) 263-5800
www.aecom.com

AECOM

N

SCALE:

1" = 80' 0 40 80 160 240 Feet
SCALE

UNLESS OTHERWISE NOTED OR CHANGED BY REPRODUCTION

FIGURE 6
MARCH 2018
SHALLOW OVERBURDEN GROUNDWATER CONTOURS

JOB 60225155
FILE NO.
CAD FILE
SHEET

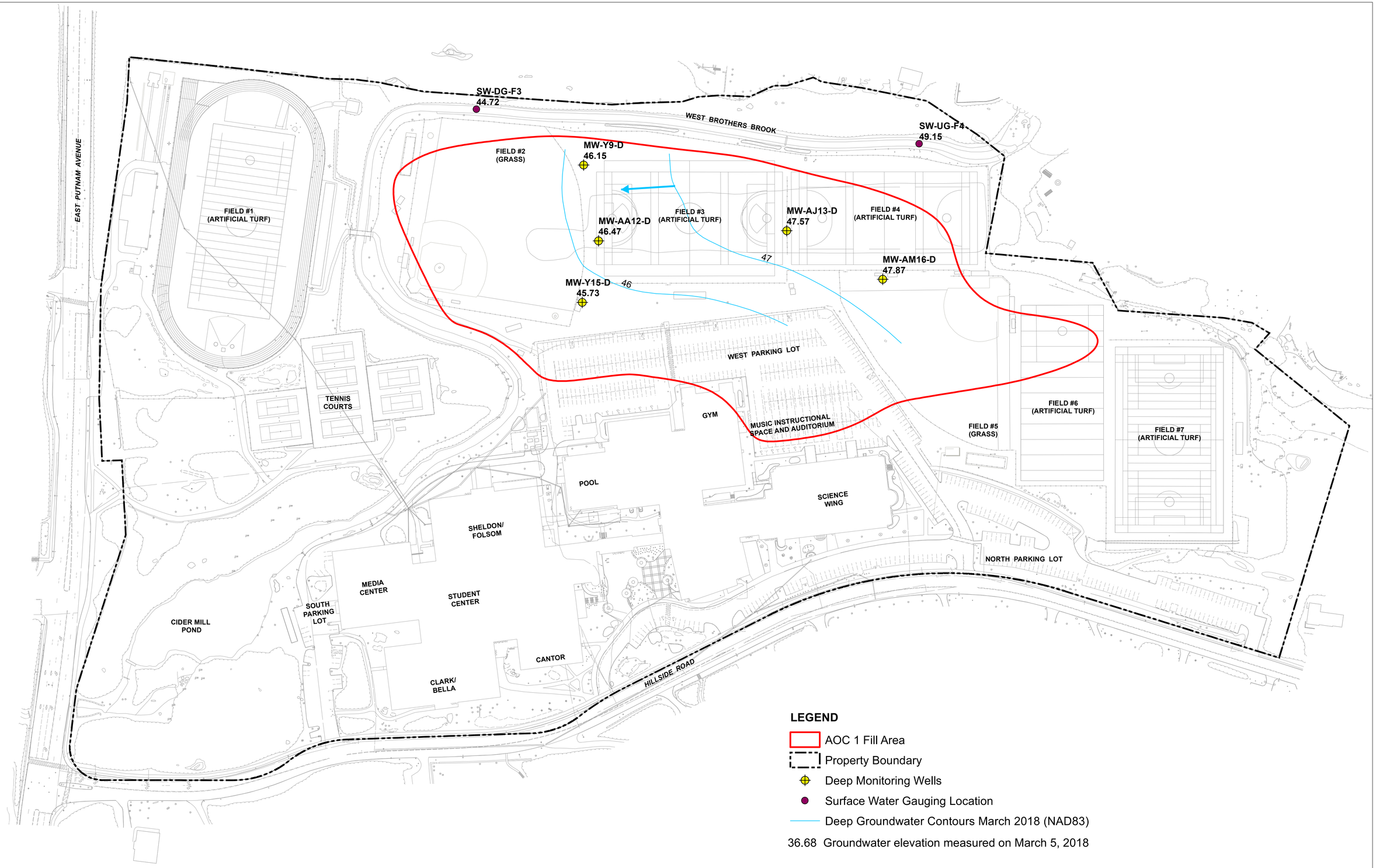

GREENWICH HIGH SCHOOL
10 HILLSIDE ROAD
GREENWICH, CT

SOURCE:
2010 AERIAL ORTHOPHOTO FROM STATE OF CONNECTICUT
DEPARTMENT OF ENERGY & ENVIRONMENTAL PROTECTION.

AECOM Environment
500 ENTERPRISE DR, STE 1A
ROCKY HILL, CT 06067
(860) 263-5800
www.aecom.com

AECOM

N

SCALE:
1" = 80'
0 40 80 160 240 Feet
SCALE

UNLESS OTHERWISE NOTED OR CHANGED BY REPRODUCTION

FIGURE 7
MARCH 2018
DEEP OVERBURDEN GROUNDWATER CONTOURS

JOB 60225155
FILE NO.
CAD FILE
SHEET

Appendix A – Monitoring Well Construction Logs

AECOM

Well Construction/Boring Log

PROJECT: **GREENWICH HIGH SCHOOL**		SHEET	BORING NO.
SITE LOCATION:	JOB NUMBER: **60432356**	1 of 1	**MW-AA12D**
10 HILLSIDE ROAD	LOCATION:	TOTAL DEPTH:	WEATHER:
GREENWICH, CT 06830	N: 761552.6671 E: 576408.1622	30'	70°F, Sunny
DRILL CONTRACTOR: GLACIER	ENG/GEO: J. CHRISTOPHER		BEGUN: 8/8/2017
DRILL RIG:	DRILLER: A. AUGUSTINE		FINISHED: 8/9/2017
DRILLING METHOD: HOLLOW STEM AUGER			HOLE SIZE:
GROUND WATER (DEPTH/ELEV):		TOP OF ROCK (DEPTH/ELEV): NE	

DEPTH (FT)	SAMPLE RECOVERY	SAMPLE DESCRIPTION	STRATIGRAPHIC DESCRIPTION
0	5'	Precleared by hand to ~5' bgs, not logged. Dry fill	Fill
1			
2			
3			
4			
5	1.9'	Medium tight, wet, black, fine to medium SAND, with some Silt, wood, glass present, strong tar odor, stained; PID Readings: 9.7 PPM at 5', 91.2 PPM at 6'	Fill
6		6-7' Cobble. Augering through. Dry	Cobble
7			
8		Dry Cobble, no recovery from 7 to 10' bgs	
9			
10	4.8'	(10-10.5') Loose, crushed cobble, no odor, no staining, dry	
11		(10.5'-15') Moist, medium tight, brown PEAT, no OST.	Peat (PT)
12			
13			
14			
15	4'	Medium loose, wet, gray, SAND, trace silt (in lesnes), no OST.	Well Graded Sand (SW)
16			
17			
18			
19			
20	34"	(20-21') - SAA	Well Graded Sand (SW)
21		(21-25') - SAA, brown, SAND, with some gravel, trace silt, medium tight, wet, no OST.	
22			
23			
24			
25	31"	First 24" of recovery - SAA	Well Graded Sand (SW)
26			
27			
28			
29		Last 7" of recovery - Gray, medium tight, medium SAND, w little silt (in lenses), wet, no OST.	Poorly Graded Sand (SP)
30			



Well Construction/Boring Log

PROJECT: **GREENWICH HIGH SCHOOL**			SHEET	BORING NO.
SITE LOCATION:	JOB NUMBER: **60432356**		1 of 2	**MW-AJ13D**
10 HILLSIDE ROAD	LOCATION:		TOTAL DEPTH:	WEATHER:
GREENWICH, CT 06830	N: 761532.9268	E: 576772.8645	35'	84°F, sunny
DRILL CONTRACTOR: GLACIER	ENG/GEO: J. CHRISTOPHER			BEGUN: 8/10/2017
DRILL RIG:	DRILLER: A. AUGUSTINE			FINISHED: 8/10/2017
DRILLING METHOD: HOLLOW STEM AUGER				HOLE SIZE:
GROUND WATER (DEPTH/ELEV):		TOP OF ROCK (DEPTH/ELEV): NE		

DEPTH (FT)	SAMPLE RECOVERY	SAMPLE DESCRIPTION	STRATIGRAPHIC DESCRIPTION	WELL CONSTRUCTION
0	5'	Precleared by hand to ~5' bgs, not logged. Dry fill	Fill	Ground Surface (Turf)
1				
2				Grout: 45 gal water, 10 lb Quikgel, 8x47 lb Portland
3				
4				
5	50"	(5'-5.5') medium tight, moist, gray + black SILT with fine to medium sand, no ost		
6		(5.5'-9.75') tight, moist, dark gray SILT with little fine sand, no ost	Silt (ML)	
7				
8				
9		(9.75-10') soft, moist, brown, PEAT, organic odor, no staining	Peat (PT)	
10	24"	loose, wet, medium gray fine to coarse SAND with some fine to medium gravel, trace silt, no OST	Well Graded Sand (SW)	
11				
12				
13				
14				
15	54"	SAA		
16		(16-19.75') - medium tight, moist, brown gray SILT, no ost. ~1" medium SAND lenses at 16.5', 17.5', and 18'.	Silt (ML)	
17				
18				
19		(19.75-20') Loose, wet, fine to coarse SAND with some fine to medium Gravel, no ost		
20	28"	SAA	Well Graded Sand (SW)	
21				Top of Bentonite Plug: 50 lb Bag holeplug 3/8" bentonite chips
22				
23				Top of Sandpack: 6.5x50lb bags Filpro#1 Sand
24		SAA - orange with little Silt, medium loose		
25	13"	SAA	Well Graded Sand (SW)	Top of Screen: 10' 0.010 Slot, Schedule 40 PVC
26				
27				
28				
29				

AECOM

Well Construction/Boring Log

PROJECT: **GREENWICH HIGH SCHOOL**				SHEET	BORING NO.
SITE LOCATION:		JOB NUMBER: **60432356**		2 of 2	**MW-AJ13D**
10 HILLSIDE ROAD		LOCATION:		TOTAL DEPTH:	WEATHER:
GREENWICH, CT 06830		N: 761532.9268	E: 576772.8645	35'	84°F, sunny
DRILL CONTRACTOR: GLACIER		ENG/GEO: J. CHRISTOPHER			BEGUN: 8/10/2017
DRILL RIG:		DRILLER: A. AUGUSTINE			FINISHED: 8/10/2017
DRILLING METHOD:	HOLLOW STEM AUGER				HOLE SIZE:
GROUND WATER (DEPTH/ELEV):			TOP OF ROCK (DEPTH/ELEV):		

DEPTH (FT)	SAMPLE RECOVERY	SAMPLE DESCRIPTION	STRATIGRAPHIC DESCRIPTION	WELL CONSTRUCTION
30				
31				
32	0"	No Recovery		
33				
34				
35				Bottom of Boring

Well Construction/Boring Log

PROJECT: **GREENWICH HIGH SCHOOL**			SHEET	BORING NO.
SITE LOCATION:	JOB NUMBER: **60432356**		1 of 1	**MW-AL10**
10 HILLSIDE ROAD	LOCATION:		TOTAL DEPTH:	WEATHER:
GREENWICH, CT 06830	N: 761405.7082	E: 576889.2524	15'	72°F, Sunny
DRILL CONTRACTOR: GLACIER	ENG/GEO: J. CHRISTOPHER			BEGUN: 8/10/2017
DRILL RIG:	DRILLER: A. AUGUSTINE			FINISHED: 8/10/2017
DRILLING METHOD: HOLLOW STEM AUGER				HOLE SIZE:
GROUND WATER (DEPTH/ELEV):		TOP OF ROCK (DEPTH/ELEV): NE		

DEPTH (FT)	SAMPLE RECOVERY	SAMPLE DESCRIPTION	STRATIGRAPHIC DESCRIPTION	WELL CONSTRUCTION
0	5'	Precleared by hand to ~5' bgs, not logged. Dry fill	Fill	Ground Surface (grass)
1				Top of Bentonite Plug: 1x50 lb Bag Holeplug 3/8" Chips - Hydrated
2				
3				Top of Sandpack: 6x50lb bags of Filpro#1 Sand
4				
5	38"	moist, medium loose, medium gray, fine SAND and SILT with little coarse SAND, with little fine to medium gravel, no OST		Top of Screen: 10', 0.010 slot, Schedule 40 PVC
6		wet, loose, brown, fine to coarse SAND with little fine Gravel, with trace Silt, grading gray at 7.5-8', no OST	Well Graded Sand (SW)	
7				
8		medium loose, moist, strong brown PEAT with organic odor , no staining	Peat (PT)	
9				
10	51"	SAA		
11		medium loose, moist, brown gray, SILT, with little fine sand with trace vegetation, no ost	Silt (ML)	
12				
13				
14				
15				Bottom of Boring

AECOM

Well Construction/Boring Log

PROJECT: **GREENWICH HIGH SCHOOL**		SHEET	BORING NO.
SITE LOCATION:	JOB NUMBER: **60432356**	1 of 1	**MW-AM16D**
10 HILLSIDE ROAD	LOCATION:	TOTAL DEPTH:	WEATHER:
GREENWICH, CT 06830	N: 761627.2639 E: 576958.6111	30'	73°F, mostly cloudy
DRILL CONTRACTOR: GLACIER	ENG/GEO: J. CHRISTOPHER		BEGUN: 8/9/2017
DRILL RIG:	DRILLER: A. AUGUSTINE		FINISHED: 8/9/2017
DRILLING METHOD: HOLLOW STEM AUGER			HOLE SIZE:
GROUND WATER (DEPTH/ELEV):		TOP OF ROCK (DEPTH/ELEV): NE	

DEPTH (FT)	SAMPLE RECOVERY	SAMPLE DESCRIPTION	STRATIGRAPHIC DESCRIPTION
0	5'	Precleared by hand to ~5' bgs, not logged. Dry fill	Fill
1			
2			
3			
4			
5	44"	Moist, Light gray - dark gray, medium tight, fine SANDS, with trace SILT. At 30" - small (~2") poorly sorted, wet, sand lense. No ost	Silt (ML)
6			
7			
8			
9			
10	27"	moist, medium tight, dark brown PEAT SILT, no OST, little fine sands	Peat (PT)
11			
12			
13			
14			
15	58"	moist, medium loose, wet, gray, SAND, trace silt (in lesnes), no ost	Silt (ML)
16			
17			
18			
19			
20	45"	medium tight, gray, moist, SILT with trace clay. Bottom 1" poorly sorted gray medium sands, with some Gravel.	
21			
22			
23			
24			
25	33"	Wet, medium loose, gray, fine-coarse SAND, no ost	Well Graded Sand (SW)
26			
27			
28			
29			
30			

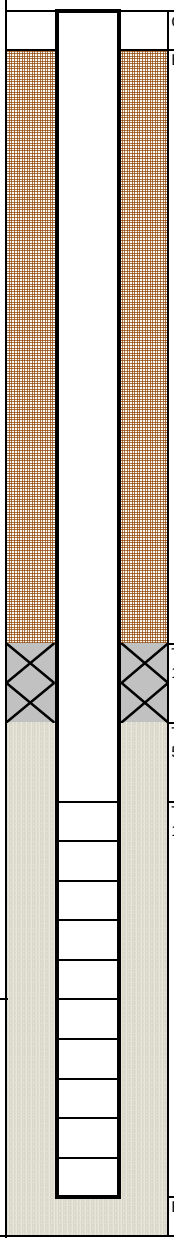

WELL CONSTRUCTION

- Ground Surface (Grass)
- Backfilled with Native Material
- Top of bentonite plug: 1x50 lb bag of 3/8" Holeplug Chips
- Top of Sand Pack: 5.5x 50 lb bags Filpro #1 Sand
- Top of Screen: 10', 0.010 Slot, Schedule 40 PVC
- Bottom of Boring

AECOM

Well Construction/Boring Log

PROJECT: **GREENWICH HIGH SCHOOL**			SHEET	BORING NO.
SITE LOCATION:	JOB NUMBER: **60432356**		1 of 2	**MW-Y9D**
10 HILLSIDE ROAD	LOCATION:		TOTAL DEPTH:	WEATHER:
GREENWICH, CT 06830	N: 761405.6179	E: 576379.2647	33'	73°F, cloudy
DRILL CONTRACTOR: GLACIER	ENG/GEO: J. CHRISTOPHER			BEGUN: 8/8/2017
DRILL RIG:	DRILLER: A. AUGUSTINE			FINISHED: 8/8/2017
DRILLING METHOD: HOLLOW STEM AUGER				HOLE SIZE:
GROUND WATER (DEPTH/ELEV):		TOP OF ROCK (DEPTH/ELEV): 33'		

DEPTH (FT)	SAMPLE RECOVERY	SAMPLE DESCRIPTION	STRATIGRAPHIC DESCRIPTION
0	5'	Precleared by hand to ~5' bgs, not logged. Dry fill (~0-2.5' bgs) Moist fill (~2.5-5' bgs)	Fill
1			
2			
3			
4			
5	3'	loose, moist, white + brown, fine to medium SAND + ASH, little coarse sand, trace silt, no ost	
6			
7			
8		medium tight, moist, dark brown, PEAT SILT, with organic matter, with little fine sand, with trace fine gravel, org odor, no ost	Peat (PT)
9			
10	3.3'	SAA - brown, no Gravel	
11			
12			
13			
14		medium tight, moist, gray, SILT, with little Clay, no mica flakes present	Silt (ML)
15	4.3'	(15'-15.3') - medium loose, wet, gray, fine SAND, no ost	Poorly Graded Sand (SP)
16		medium loose, wet, gray, fine to coarse SAND, little fine Gravel, trace Silt (in lensis), no ost, grading fine	Well Graded Sand (SW)
17			
18			
19			
20	5'	medium loose, wet, gray, fine to coarse SAND, no ost	
21		medium loose, wet, gray, fine SAND, no ost (21-22.5')	Poorly Graded Sand (SP)
22		SAA, brown (22.5'-24')	
23			
24		Same as 15.3'-20' - medium tight, brown, moist	Well Graded Sand (SW)
25	2'	SAA - wet, weathered Bedrock (Gneiss)	
26			
27			
28			
29			



WELL CONSTRUCTION

- Ground Surface (grass)
- Backfilled with native material
- Top of Bentonite Plug
  Bentonite Plug 1 + 50 lb bags of 3/8" hole plug bentonite chips
- Top of Sand Pack: 6.5 x 50 lb bags Filpro #1 Sand
- Top of Screen
  10' screen, 0.010 Slot, schedule 40 PVC

AECOM

Well Construction/Boring Log

PROJECT: **GREENWICH HIGH SCHOOL**			SHEET	BORING NO.
SITE LOCATION:	JOB NUMBER: **60432356**		2 of 2	**MW-Y9D**
10 HILLSIDE ROAD	LOCATION:		TOTAL DEPTH:	WEATHER:
GREENWICH, CT 06830	N: 761405.6179	E: 576379.2647	33'	84°F, sunny
DRILL CONTRACTOR: GLACIER	ENG/GEO: J. CHRISTOPHER			BEGUN: 8/8/2017
DRILL RIG:	DRILLER: A. AUGUSTINE			FINISHED: 8/8/2017
DRILLING METHOD: HOLLOW STEM AUGER				HOLE SIZE:
GROUND WATER (DEPTH/ELEV):		TOP OF ROCK (DEPTH/ELEV): 33'		

DEPTH (FT)	SAMPLE RECOVERY	SAMPLE DESCRIPTION	STRATIGRAPHIC DESCRIPTION	WELL CONSTRUCTION
30	2.3'	SAA		
31		Moist, medium tight, gray, Fine med, SAND, and Gravel (weathered bedrock), no ost		
32				
33		Refusal at Bedrock 33' bgs.		Bottom of Boring

Well Construction/Boring Log

PROJECT: **GREENWICH HIGH SCHOOL**			SHEET	BORING NO.
SITE LOCATION:	JOB NUMBER: **60432356**		1 of 2	**MW-Y15D**
10 HILLSIDE ROAD	LOCATION:		TOTAL DEPTH:	WEATHER:
GREENWICH, CT 06830	N: 761671.8675	E: 576376.7722	40'	73°F, mostly cloudy
DRILL CONTRACTOR: GLACIER	ENG/GEO: J. CHRISTOPHER			BEGUN: 8/11/2017
DRILL RIG:	DRILLER: A. AUGUSTINE			FINISHED: 8/11/2017
DRILLING METHOD: HOLLOW STEM AUGER				HOLE SIZE:
GROUND WATER (DEPTH/ELEV):		TOP OF ROCK (DEPTH/ELEV): NE		

DEPTH (FT)	SAMPLE RECOVERY	SAMPLE DESCRIPTION	STRATIGRAPHIC DESCRIPTION	WELL CONSTRUCTION
0	5'	Precleared by hand to ~5' bgs, not logged. Dry fill.	Fill	Ground Surface (Grass)
1				Grout
2				
3				
4				
5	37"	medium loose, mosit, brown/gray/black, fine to medium SAND and SILT, with some fine gravel, with little wood and glass fragments, no ost.		
6				
7				
8				
9				
10	40"	SAA		
11		medium tight, moist, brown PEAT, organic odor, no staining.	Peat (PT)	
12				
13				
14				
15	49"	SAA		
16				
17				
18				
19				
20	40"			
21				
22				
23				
24				
25	52"			
26				
27				
28				
29		medium tight, moist, brown gray SILT, with little clay, no OST	Silt (ML)	

AECOM

Well Construction/Boring Log

PROJECT: **GREENWICH HIGH SCHOOL**				SHEET	BORING NO.
SITE LOCATION:		JOB NUMBER: **60432356**		2 of 2	**MW-Y15D**
10 HILLSIDE ROAD		LOCATION:		TOTAL DEPTH:	WEATHER:
GREENWICH, CT 06830		N: 761671.8675	E: 576376.7722	40'	73°F, mostly cloudy
DRILL CONTRACTOR: GLACIER		ENG/GEO: J. CHRISTOPHER			BEGUN: 8/11/2017
DRILL RIG:		DRILLER: A. AUGUSTINE			FINISHED: 8/11/2017
DRILLING METHOD:	HOLLOW STEM AUGER				HOLE SIZE:
GROUND WATER (DEPTH/ELEV):			TOP OF ROCK (DEPTH/ELEV):		

DEPTH (FT)	SAMPLE RECOVERY	SAMPLE DESCRIPTION	STRATIGRAPHIC DESCRIPTION	WELL CONSTRUCTION
30	58"	SAA	Silt (ML)	
31				Top of Bentonite Plug: 1x50lb 3/8" Bentonite chips
32				
33				Top of Sandpack: 3.5x50lb Bags Filpro#1 Sand
34				
35	46"	medium loose, wet, gray, fine to coarse SAND, with little fine to medium gravel, no ost.	Well Graded Sand (SW)	Top of Screen: 5', 0.010 Slot, Schedule 40 PVC
36				
37				
38				
39				
40				Bottom of Boring

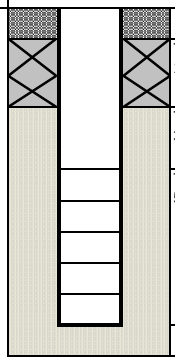

Appendix B – Laboratory Reports (on disk)

con-test® ANALYTICAL LABORATORY
39 Spruce Street * East Longmeadow, MA 01028 * FAX 413/525-6405 * TEL. 413/525-2332

May 1, 2017

Matthew Rood
AECOM Environment - Rocky Hill, CT
500 Enterprise Drive, Suite 1A
Rocky Hill, CT 06067

Project Location: Greenwich, CT
Client Job Number:
Project Number: 60432356
Laboratory Work Order Number: 17D0409

Enclosed are results of analyses for samples received by the laboratory on April 11, 2017. If you have any questions concerning this report, please feel free to contact me.

Sincerely,



Aaron L. Benoit
Project Manager

Table of Contents

Sample Summary 3

Case Narrative 4

Sample Results 5

17D0409-01 5

17D0409-02 6

17D0409-03 7

17D0409-04 8

17D0409-05 9

17D0409-06 10

17D0409-07 11

17D0409-08 12

17D0409-09 13

Sample Preparation Information 14

QC Data 15

PCB Homologues by GC/MS Water 15

B174664 15

Flag/Qualifier Summary 16

Certifications 17

Chain of Custody/Sample Receipt 18

con-test® ANALYTICAL LABORATORY
39 Spruce Street * East Longmeadow, MA 01028 * FAX 413/525-6405 * TEL. 413/525-2332

AECOM Environment - Rocky Hill, CT
500 Enterprise Drive, Suite 1A
Rocky Hill, CT 06067
ATTN: Matthew Rood

REPORT DATE: 5/1/2017

PURCHASE ORDER NUMBER: 88124ACM

PROJECT NUMBER: 60432356

ANALYTICAL SUMMARY

WORK ORDER NUMBER: 17D0409

The results of analyses performed on the following samples submitted to the CON-TEST Analytical Laboratory are found in this report.

PROJECT LOCATION: Greenwich, CT

FIELD SAMPLE #	LAB ID:	MATRIX	SAMPLE DESCRIPTION	TEST	SUB LAB
MW-515-20170410-1	17D0409-01	Water		EPA 680 Modified	
MW-515-20170410-2	17D0409-02	Water		EPA 680 Modified	
MW-X17-20170410-1	17D0409-03	Water		EPA 680 Modified	
MW-P11-20170411-1	17D0409-04	Water		EPA 680 Modified	
MW-P7-20170411-1	17D0409-05	Water		EPA 680 Modified	
MW-AE8-20170411-1	17D0409-06	Water		EPA 680 Modified	
MW-AJ13-20170411-1	17D0409-07	Water		EPA 680 Modified	
MW-AG10-20170411-1	17D0409-08	Water		EPA 680 Modified	
MW-AG10-20170411-2	17D0409-09	Water		EPA 680 Modified	

con-test® ANALYTICAL LABORATORY
39 Spruce Street * East Longmeadow, MA 01028 * FAX 413/525-6405 * TEL. 413/525-2332

CASE NARRATIVE SUMMARY

All reported results are within defined laboratory quality control objectives unless listed below or otherwise qualified in this report.

EPA 680 Modified

Qualifications:

S-26

Surrogate outside of control limits.

Analyte & Samples(s) Qualified:

Tetrachloro-m-xylene
B174664-BSD1

V-06

Continuing calibration did not meet method specifications and was biased on the high side for this compound. Increased uncertainty is associated with the reported value which is likely to be biased on the high side.

Analyte & Samples(s) Qualified:

Monochlorobiphenyls
B174664-BS1, B174664-BSD1

V-20

Continuing calibration did not meet method specifications and was biased on the high side. Data validation is not affected since sample result was "not detected" for this compound.

Analyte & Samples(s) Qualified:

Monochlorobiphenyls
17D0409-01[MW-515-20170410-1], 17D0409-02[MW-515-20170410-2], 17D0409-03[MW-X17-20170410-1], 17D0409-04[MW-P11-20170411-1], 17D0409-05[MW-P7-20170411-1], 17D0409-06[MW-AE8-20170411-1], B174664-BLK1

The results of analyses reported only relate to samples submitted to the Con-Test Analytical Laboratory for testing.
I certify that the analyses listed above, unless specifically listed as subcontracted, if any, were performed under my direction according to the approved methodologies listed in this document, and that based upon my inquiry of those individuals immediately responsible for obtaining the information, the material contained in this report is, to the best of my knowledge and belief, accurate and complete.



Lisa A. Worthington
Project Manager

con-test® ANALYTICAL LABORATORY
39 Spruce Street * East Longmeadow, MA 01028 * FAX 413/525-6405 * TEL. 413/525-2332

Project Location: Greenwich, CT | Sample Description: | Work Order: 17D0409

Date Received: 4/11/2017

Field Sample #: MW-515-20170410-1 | Sampled: 4/10/2017 16:30

Sample ID: 17D0409-01

Sample Matrix: Water

PCB Homologues by GC/MS Water

Analyte	Results	RL	Units	Dilution	Flag/Qual	Method	Date Prepared	Date/Time Analyzed	Analyst
Monochlorobiphenyls	ND	0.0011	µg/L	1	V-20	EPA 680 Modified	4/17/17	4/24/17 17:19	CJM
Dichlorobiphenyls	0.0044	0.0011	µg/L	1		EPA 680 Modified	4/17/17	4/24/17 17:19	CJM
Trichlorobiphenyls	0.025	0.0011	µg/L	1		EPA 680 Modified	4/17/17	4/24/17 17:19	CJM
Tetrachlorobiphenyls	0.027	0.0022	µg/L	1		EPA 680 Modified	4/17/17	4/24/17 17:19	CJM
Pentachlorobiphenyls	ND	0.0022	µg/L	1		EPA 680 Modified	4/17/17	4/24/17 17:19	CJM
Hexachlorobiphenyls	ND	0.0022	µg/L	1		EPA 680 Modified	4/17/17	4/24/17 17:19	CJM
Heptachlorobiphenyls	ND	0.0033	µg/L	1		EPA 680 Modified	4/17/17	4/24/17 17:19	CJM
Octachlorobiphenyls	ND	0.0033	µg/L	1		EPA 680 Modified	4/17/17	4/24/17 17:19	CJM
Nonachlorobiphenyls	ND	0.0056	µg/L	1		EPA 680 Modified	4/17/17	4/24/17 17:19	CJM
Decachlorobiphenyl	ND	0.0056	µg/L	1		EPA 680 Modified	4/17/17	4/24/17 17:19	CJM
Total Polychlorinated biphenyls	0.057		µg/L	1		EPA 680 Modified	4/17/17	4/24/17 17:19	CJM

Surrogates	% Recovery	Recovery Limits	Flag/Qual		
Tetrachloro-m-xylene	77.7	50-125		4/24/17 17:19	

con-test® ANALYTICAL LABORATORY
39 Spruce Street * East Longmeadow, MA 01028 * FAX 413/525-6405 * TEL. 413/525-2332

Project Location: Greenwich, CT | Sample Description: | Work Order: 17D0409

Date Received: 4/11/2017

Field Sample #: MW-515-20170410-2 | Sampled: 4/10/2017 16:30

Sample ID: 17D0409-02

Sample Matrix: Water

PCB Homologues by GC/MS Water

Analyte	Results	RL	Units	Dilution	Flag/Qual	Method	Date Prepared	Date/Time Analyzed	Analyst
Monochlorobiphenyls	ND	0.0011	µg/L	1	V-20	EPA 680 Modified	4/17/17	4/24/17 17:57	CJM
Dichlorobiphenyls	0.0064	0.0011	µg/L	1		EPA 680 Modified	4/17/17	4/24/17 17:57	CJM
Trichlorobiphenyls	0.032	0.0011	µg/L	1		EPA 680 Modified	4/17/17	4/24/17 17:57	CJM
Tetrachlorobiphenyls	0.034	0.0022	µg/L	1		EPA 680 Modified	4/17/17	4/24/17 17:57	CJM
Pentachlorobiphenyls	ND	0.0022	µg/L	1		EPA 680 Modified	4/17/17	4/24/17 17:57	CJM
Hexachlorobiphenyls	ND	0.0022	µg/L	1		EPA 680 Modified	4/17/17	4/24/17 17:57	CJM
Heptachlorobiphenyls	ND	0.0033	µg/L	1		EPA 680 Modified	4/17/17	4/24/17 17:57	CJM
Octachlorobiphenyls	ND	0.0033	µg/L	1		EPA 680 Modified	4/17/17	4/24/17 17:57	CJM
Nonachlorobiphenyls	ND	0.0056	µg/L	1		EPA 680 Modified	4/17/17	4/24/17 17:57	CJM
Decachlorobiphenyl	ND	0.0056	µg/L	1		EPA 680 Modified	4/17/17	4/24/17 17:57	CJM
Total Polychlorinated biphenyls	0.072		µg/L	1		EPA 680 Modified	4/17/17	4/24/17 17:57	CJM

Surrogates	% Recovery	Recovery Limits	Flag/Qual		
Tetrachloro-m-xylene	87.6	50-125		4/24/17 17:57	

con-test® ANALYTICAL LABORATORY
39 Spruce Street * East Longmeadow, MA 01028 * FAX 413/525-6405 * TEL. 413/525-2332

Project Location: Greenwich, CT | Sample Description: | Work Order: 17D0409

Date Received: 4/11/2017

Field Sample #: MW-X17-20170410-1 | Sampled: 4/10/2017 16:48

Sample ID: 17D0409-03

Sample Matrix: Water

PCB Homologues by GC/MS Water

Analyte	Results	RL	Units	Dilution	Flag/Qual	Method	Date Prepared	Date/Time Analyzed	Analyst
Monochlorobiphenyls	ND	0.0010	µg/L	1	V-20	EPA 680 Modified	4/17/17	4/24/17 18:34	CJM
Dichlorobiphenyls	ND	0.0010	µg/L	1		EPA 680 Modified	4/17/17	4/24/17 18:34	CJM
Trichlorobiphenyls	ND	0.0010	µg/L	1		EPA 680 Modified	4/17/17	4/24/17 18:34	CJM
Tetrachlorobiphenyls	ND	0.0020	µg/L	1		EPA 680 Modified	4/17/17	4/24/17 18:34	CJM
Pentachlorobiphenyls	ND	0.0020	µg/L	1		EPA 680 Modified	4/17/17	4/24/17 18:34	CJM
Hexachlorobiphenyls	ND	0.0020	µg/L	1		EPA 680 Modified	4/17/17	4/24/17 18:34	CJM
Heptachlorobiphenyls	ND	0.0030	µg/L	1		EPA 680 Modified	4/17/17	4/24/17 18:34	CJM
Octachlorobiphenyls	ND	0.0030	µg/L	1		EPA 680 Modified	4/17/17	4/24/17 18:34	CJM
Nonachlorobiphenyls	ND	0.0050	µg/L	1		EPA 680 Modified	4/17/17	4/24/17 18:34	CJM
Decachlorobiphenyl	ND	0.0050	µg/L	1		EPA 680 Modified	4/17/17	4/24/17 18:34	CJM
Total Polychlorinated biphenyls	0.0		µg/L	1		EPA 680 Modified	4/17/17	4/24/17 18:34	CJM

Surrogates	% Recovery	Recovery Limits	Flag/Qual		
Tetrachloro-m-xylene	114	50-125			4/24/17 18:34

con-test® ANALYTICAL LABORATORY
39 Spruce Street * East Longmeadow, MA 01028 * FAX 413/525-6405 * TEL. 413/525-2332

Project Location: Greenwich, CT | Sample Description: | Work Order: 17D0409

Date Received: 4/11/2017

Field Sample #: MW-P11-20170411-1 | Sampled: 4/11/2017 09:40

Sample ID: 17D0409-04

Sample Matrix: Water

PCB Homologues by GC/MS Water

Analyte	Results	RL	Units	Dilution	Flag/Qual	Method	Date Prepared	Date/Time Analyzed	Analyst
Monochlorobiphenyls	ND	0.0011	µg/L	1	V-20	EPA 680 Modified	4/17/17	4/24/17 19:12	CJM
Dichlorobiphenyls	ND	0.0011	µg/L	1		EPA 680 Modified	4/17/17	4/24/17 19:12	CJM
Trichlorobiphenyls	ND	0.0011	µg/L	1		EPA 680 Modified	4/17/17	4/24/17 19:12	CJM
Tetrachlorobiphenyls	ND	0.0021	µg/L	1		EPA 680 Modified	4/17/17	4/24/17 19:12	CJM
Pentachlorobiphenyls	ND	0.0021	µg/L	1		EPA 680 Modified	4/17/17	4/24/17 19:12	CJM
Hexachlorobiphenyls	ND	0.0021	µg/L	1		EPA 680 Modified	4/17/17	4/24/17 19:12	CJM
Heptachlorobiphenyls	ND	0.0032	µg/L	1		EPA 680 Modified	4/17/17	4/24/17 19:12	CJM
Octachlorobiphenyls	ND	0.0032	µg/L	1		EPA 680 Modified	4/17/17	4/24/17 19:12	CJM
Nonachlorobiphenyls	ND	0.0053	µg/L	1		EPA 680 Modified	4/17/17	4/24/17 19:12	CJM
Decachlorobiphenyl	ND	0.0053	µg/L	1		EPA 680 Modified	4/17/17	4/24/17 19:12	CJM
Total Polychlorinated biphenyls	0.0		µg/L	1		EPA 680 Modified	4/17/17	4/24/17 19:12	CJM

Surrogates	% Recovery	Recovery Limits	Flag/Qual		
Tetrachloro-m-xylene	110	50-125		4/24/17 19:12	

con-test® ANALYTICAL LABORATORY
39 Spruce Street * East Longmeadow, MA 01028 * FAX 413/525-6405 * TEL. 413/525-2332

Project Location: Greenwich, CT | Sample Description: | Work Order: 17D0409

Date Received: 4/11/2017

Field Sample #: MW-P7-20170411-1 | Sampled: 4/11/2017 09:20

Sample ID: 17D0409-05

Sample Matrix: Water

PCB Homologues by GC/MS Water

Analyte	Results	RL	Units	Dilution	Flag/Qual	Method	Date Prepared	Date/Time Analyzed	Analyst
Monochlorobiphenyls	ND	0.0010	µg/L	1	V-20	EPA 680 Modified	4/17/17	4/24/17 19:49	CJM
Dichlorobiphenyls	ND	0.0010	µg/L	1		EPA 680 Modified	4/17/17	4/24/17 19:49	CJM
Trichlorobiphenyls	ND	0.0010	µg/L	1		EPA 680 Modified	4/17/17	4/24/17 19:49	CJM
Tetrachlorobiphenyls	ND	0.0020	µg/L	1		EPA 680 Modified	4/17/17	4/24/17 19:49	CJM
Pentachlorobiphenyls	ND	0.0020	µg/L	1		EPA 680 Modified	4/17/17	4/24/17 19:49	CJM
Hexachlorobiphenyls	ND	0.0020	µg/L	1		EPA 680 Modified	4/17/17	4/24/17 19:49	CJM
Heptachlorobiphenyls	ND	0.0030	µg/L	1		EPA 680 Modified	4/17/17	4/24/17 19:49	CJM
Octachlorobiphenyls	ND	0.0030	µg/L	1		EPA 680 Modified	4/17/17	4/24/17 19:49	CJM
Nonachlorobiphenyls	ND	0.0050	µg/L	1		EPA 680 Modified	4/17/17	4/24/17 19:49	CJM
Decachlorobiphenyl	ND	0.0050	µg/L	1		EPA 680 Modified	4/17/17	4/24/17 19:49	CJM
Total Polychlorinated biphenyls	0.0		µg/L	1		EPA 680 Modified	4/17/17	4/24/17 19:49	CJM

Surrogates	% Recovery	Recovery Limits	Flag/Qual	
Tetrachloro-m-xylene	95.3	50-125		4/24/17 19:49

con-test® ANALYTICAL LABORATORY
39 Spruce Street * East Longmeadow, MA 01028 * FAX 413/525-6405 * TEL. 413/525-2332

Project Location: Greenwich, CT | Sample Description: | Work Order: 17D0409

Date Received: 4/11/2017

Field Sample #: MW-AE8-20170411-1 | Sampled: 4/11/2017 09:41

Sample ID: 17D0409-06

Sample Matrix: Water

PCB Homologues by GC/MS Water

Analyte	Results	RL	Units	Dilution	Flag/Qual	Method	Date Prepared	Date/Time Analyzed	Analyst
Monochlorobiphenyls	ND	0.0010	µg/L	1	V-20	EPA 680 Modified	4/17/17	4/24/17 20:26	CJM
Dichlorobiphenyls	ND	0.0010	µg/L	1		EPA 680 Modified	4/17/17	4/24/17 20:26	CJM
Trichlorobiphenyls	ND	0.0010	µg/L	1		EPA 680 Modified	4/17/17	4/24/17 20:26	CJM
Tetrachlorobiphenyls	ND	0.0020	µg/L	1		EPA 680 Modified	4/17/17	4/24/17 20:26	CJM
Pentachlorobiphenyls	ND	0.0020	µg/L	1		EPA 680 Modified	4/17/17	4/24/17 20:26	CJM
Hexachlorobiphenyls	ND	0.0020	µg/L	1		EPA 680 Modified	4/17/17	4/24/17 20:26	CJM
Heptachlorobiphenyls	ND	0.0030	µg/L	1		EPA 680 Modified	4/17/17	4/24/17 20:26	CJM
Octachlorobiphenyls	ND	0.0030	µg/L	1		EPA 680 Modified	4/17/17	4/24/17 20:26	CJM
Nonachlorobiphenyls	ND	0.0050	µg/L	1		EPA 680 Modified	4/17/17	4/24/17 20:26	CJM
Decachlorobiphenyl	ND	0.0050	µg/L	1		EPA 680 Modified	4/17/17	4/24/17 20:26	CJM
Total Polychlorinated biphenyls	0.0		µg/L	1		EPA 680 Modified	4/17/17	4/24/17 20:26	CJM

Surrogates	% Recovery	Recovery Limits	Flag/Qual		
Tetrachloro-m-xylene	88.5	50-125		4/24/17 20:26	

con-test® ANALYTICAL LABORATORY
39 Spruce Street * East Longmeadow, MA 01028 * FAX 413/525-6405 * TEL. 413/525-2332

Project Location: Greenwich, CT | Sample Description: | Work Order: 17D0409

Date Received: 4/11/2017

Field Sample #: MW-AJ13-20170411-1 | Sampled: 4/11/2017 12:49

Sample ID: 17D0409-07

Sample Matrix: Water

PCB Homologues by GC/MS Water

Analyte	Results	RL	Units	Dilution	Flag/Qual	Method	Date Prepared	Date/Time Analyzed	Analyst
Monochlorobiphenyls	0.024	0.0010	µg/L	1		EPA 680 Modified	4/17/17	4/27/17 18:08	CJM
Dichlorobiphenyls	1.7	0.0010	µg/L	1		EPA 680 Modified	4/17/17	4/27/17 18:08	CJM
Trichlorobiphenyls	1.6	0.0010	µg/L	1		EPA 680 Modified	4/17/17	4/27/17 18:08	CJM
Tetrachlorobiphenyls	0.34	0.0020	µg/L	1		EPA 680 Modified	4/17/17	4/27/17 18:08	CJM
Pentachlorobiphenyls	0.029	0.0020	µg/L	1		EPA 680 Modified	4/17/17	4/27/17 18:08	CJM
Hexachlorobiphenyls	ND	0.0020	µg/L	1		EPA 680 Modified	4/17/17	4/27/17 18:08	CJM
Heptachlorobiphenyls	ND	0.0031	µg/L	1		EPA 680 Modified	4/17/17	4/27/17 18:08	CJM
Octachlorobiphenyls	ND	0.0031	µg/L	1		EPA 680 Modified	4/17/17	4/27/17 18:08	CJM
Nonachlorobiphenyls	ND	0.0051	µg/L	1		EPA 680 Modified	4/17/17	4/27/17 18:08	CJM
Decachlorobiphenyl	ND	0.0051	µg/L	1		EPA 680 Modified	4/17/17	4/27/17 18:08	CJM
Total Polychlorinated biphenyls	3.7		µg/L	1		EPA 680 Modified	4/17/17	4/27/17 18:08	CJM

Surrogates	% Recovery	Recovery Limits	Flag/Qual		
Tetrachloro-m-xylene	66.4	50-125		4/27/17 18:08	

con-test® ANALYTICAL LABORATORY
39 Spruce Street * East Longmeadow, MA 01028 * FAX 413/525-6405 * TEL. 413/525-2332

Project Location: Greenwich, CT | Sample Description: | Work Order: 17D0409

Date Received: 4/11/2017

Field Sample #: MW-AG10-20170411-1 | Sampled: 4/11/2017 12:19

Sample ID: 17D0409-08

Sample Matrix: Water

PCB Homologues by GC/MS Water

Analyte	Results	RL	Units	Dilution	Flag/Qual	Method	Date Prepared	Date/Time Analyzed	Analyst
Monochlorobiphenyls	ND	0.0010	µg/L	1		EPA 680 Modified	4/17/17	4/27/17 18:45	CJM
Dichlorobiphenyls	0.031	0.0010	µg/L	1		EPA 680 Modified	4/17/17	4/27/17 18:45	CJM
Trichlorobiphenyls	0.039	0.0010	µg/L	1		EPA 680 Modified	4/17/17	4/27/17 18:45	CJM
Tetrachlorobiphenyls	0.033	0.0021	µg/L	1		EPA 680 Modified	4/17/17	4/27/17 18:45	CJM
Pentachlorobiphenyls	ND	0.0021	µg/L	1		EPA 680 Modified	4/17/17	4/27/17 18:45	CJM
Hexachlorobiphenyls	ND	0.0021	µg/L	1		EPA 680 Modified	4/17/17	4/27/17 18:45	CJM
Heptachlorobiphenyls	ND	0.0031	µg/L	1		EPA 680 Modified	4/17/17	4/27/17 18:45	CJM
Octachlorobiphenyls	ND	0.0031	µg/L	1		EPA 680 Modified	4/17/17	4/27/17 18:45	CJM
Nonachlorobiphenyls	ND	0.0052	µg/L	1		EPA 680 Modified	4/17/17	4/27/17 18:45	CJM
Decachlorobiphenyl	ND	0.0052	µg/L	1		EPA 680 Modified	4/17/17	4/27/17 18:45	CJM
Total Polychlorinated biphenyls	0.10		µg/L	1		EPA 680 Modified	4/17/17	4/27/17 18:45	CJM

Surrogates	% Recovery	Recovery Limits	Flag/Qual		
Tetrachloro-m-xylene	99.0	50-125		4/27/17 18:45	

con-test® ANALYTICAL LABORATORY
39 Spruce Street * East Longmeadow, MA 01028 * FAX 413/525-6405 * TEL. 413/525-2332

Project Location: Greenwich, CT | Sample Description: | Work Order: 17D0409

Date Received: 4/11/2017

Field Sample #: MW-AG10-20170411-2 | Sampled: 4/11/2017 12:19

Sample ID: 17D0409-09

Sample Matrix: Water

PCB Homologues by GC/MS Water

Analyte	Results	RL	Units	Dilution	Flag/Qual	Method	Date Prepared	Date/Time Analyzed	Analyst
Monochlorobiphenyls	ND	0.0010	µg/L	1		EPA 680 Modified	4/17/17	4/27/17 19:23	CJM
Dichlorobiphenyls	0.021	0.0010	µg/L	1		EPA 680 Modified	4/17/17	4/27/17 19:23	CJM
Trichlorobiphenyls	0.027	0.0010	µg/L	1		EPA 680 Modified	4/17/17	4/27/17 19:23	CJM
Tetrachlorobiphenyls	0.025	0.0020	µg/L	1		EPA 680 Modified	4/17/17	4/27/17 19:23	CJM
Pentachlorobiphenyls	ND	0.0020	µg/L	1		EPA 680 Modified	4/17/17	4/27/17 19:23	CJM
Hexachlorobiphenyls	ND	0.0020	µg/L	1		EPA 680 Modified	4/17/17	4/27/17 19:23	CJM
Heptachlorobiphenyls	ND	0.0031	µg/L	1		EPA 680 Modified	4/17/17	4/27/17 19:23	CJM
Octachlorobiphenyls	ND	0.0031	µg/L	1		EPA 680 Modified	4/17/17	4/27/17 19:23	CJM
Nonachlorobiphenyls	ND	0.0051	µg/L	1		EPA 680 Modified	4/17/17	4/27/17 19:23	CJM
Decachlorobiphenyl	ND	0.0051	µg/L	1		EPA 680 Modified	4/17/17	4/27/17 19:23	CJM
Total Polychlorinated biphenyls	0.073		µg/L	1		EPA 680 Modified	4/17/17	4/27/17 19:23	CJM

Surrogates	% Recovery	Recovery Limits	Flag/Qual	
Tetrachloro-m-xylene	69.1	50-125		4/27/17 19:23

con-test® ANALYTICAL LABORATORY
39 Spruce Street * East Longmeadow, MA 01028 * FAX 413/525-6405 * TEL. 413/525-2332

Sample Extraction Data

Prep Method: SW-846 3510C-EPA 680 Modified

Lab Number [Field ID]	Batch	Initial [mL]	Final [mL]	Date
17D0409-01 [MW-515-20170410-1]	B174664	900	1.00	04/17/17
17D0409-02 [MW-515-20170410-2]	B174664	900	1.00	04/17/17
17D0409-03 [MW-X17-20170410-1]	B174664	1000	1.00	04/17/17
17D0409-04 [MW-P11-20170411-1]	B174664	950	1.00	04/17/17
17D0409-05 [MW-P7-20170411-1]	B174664	1000	1.00	04/17/17
17D0409-06 [MW-AE8-20170411-1]	B174664	1000	1.00	04/17/17
17D0409-07 [MW-AJ13-20170411-1]	B174664	980	1.00	04/17/17
17D0409-08 [MW-AG10-20170411-1]	B174664	970	1.00	04/17/17
17D0409-09 [MW-AG10-20170411-2]	B174664	980	1.00	04/17/17

con-test® ANALYTICAL LABORATORY
39 Spruce Street * East Longmeadow, MA 01028 * FAX 413/525-6405 * TEL. 413/525-2332

QUALITY CONTROL

PCB Homologues by GC/MS Water - Quality Control

Analyte	Result	Reporting Limit	Units	Spike Level	Source Result	%REC	%REC Limits	RPD	RPD Limit	Notes
Batch B174664 - SW-846 3510C										
Blank (B174664-BLK1)				Prepared: 04/17/17 Analyzed: 04/24/17						
Monochlorobiphenyls	ND	0.0010	µg/L							V-20
Dichlorobiphenyls	ND	0.0010	µg/L							
Trichlorobiphenyls	ND	0.0010	µg/L							
Tetrachlorobiphenyls	ND	0.0020	µg/L							
Pentachlorobiphenyls	ND	0.0020	µg/L							
Hexachlorobiphenyls	ND	0.0020	µg/L							
Heptachlorobiphenyls	ND	0.0030	µg/L							
Octachlorobiphenyls	ND	0.0030	µg/L							
Nonachlorobiphenyls	ND	0.0050	µg/L							
Decachlorobiphenyl	ND	0.0050	µg/L							
Total Polychlorinated biphenyls	0.0		µg/L							
Surrogate: Tetrachloro-m-xylene	*0.209*		µg/L	0.200		105	50-125			
LCS (B174664-BS1)				Prepared: 04/17/17 Analyzed: 04/24/17						
Monochlorobiphenyls	0.16	0.0010	µg/L	0.200		81.1	40-140			V-06
Dichlorobiphenyls	0.15	0.0010	µg/L	0.200		73.9	40-140			
Trichlorobiphenyls	0.14	0.0010	µg/L	0.200		68.7	40-140			
Tetrachlorobiphenyls	0.28	0.0020	µg/L	0.400		70.8	40-140			
Pentachlorobiphenyls	0.31	0.0020	µg/L	0.400		78.2	40-140			
Hexachlorobiphenyls	0.30	0.0020	µg/L	0.400		74.7	40-140			
Heptachlorobiphenyls	0.44	0.0030	µg/L	0.600		74.2	40-140			
Octachlorobiphenyls	0.44	0.0030	µg/L	0.600		73.3	40-140			
Nonachlorobiphenyls	0.81	0.0050	µg/L	1.00		80.6	40-140			
Decachlorobiphenyl	0.76	0.0050	µg/L	1.00		76.2	40-140			
Surrogate: Tetrachloro-m-xylene	*0.236*		µg/L	0.200		118	50-125			
LCS Dup (B174664-BSD1)				Prepared: 04/17/17 Analyzed: 04/24/17						
Monochlorobiphenyls	0.19	0.0010	µg/L	0.200		96.5	40-140	17.3	50	V-06
Dichlorobiphenyls	0.18	0.0010	µg/L	0.200		89.6	40-140	19.2	50	
Trichlorobiphenyls	0.17	0.0010	µg/L	0.200		83.0	40-140	18.9	50	
Tetrachlorobiphenyls	0.34	0.0020	µg/L	0.400		85.1	40-140	18.4	50	
Pentachlorobiphenyls	0.37	0.0020	µg/L	0.400		92.9	40-140	17.2	50	
Hexachlorobiphenyls	0.35	0.0020	µg/L	0.400		86.8	40-140	14.9	50	
Heptachlorobiphenyls	0.52	0.0030	µg/L	0.600		86.3	40-140	15.1	50	
Octachlorobiphenyls	0.52	0.0030	µg/L	0.600		86.1	40-140	16.1	50	
Nonachlorobiphenyls	0.96	0.0050	µg/L	1.00		96.1	40-140	17.6	50	
Decachlorobiphenyl	0.91	0.0050	µg/L	1.00		91.2	40-140	17.9	50	
Surrogate: Tetrachloro-m-xylene	*0.262*		µg/L	0.200		**131** *	50-125			S-26

39 Spruce Street * East Longmeadow, MA 01028 * FAX 413/525-6405 * TEL. 413/525-2332

FLAG/QUALIFIER SUMMARY

*	QC result is outside of established limits.
†	Wide recovery limits established for difficult compound.
‡	Wide RPD limits established for difficult compound.
#	Data exceeded client recommended or regulatory level
ND	Not Detected
RL	Reporting Limit
DL	Method Detection Limit
MCL	Maximum Contaminant Level
	Percent recoveries and relative percent differences (RPDs) are determined by the software using values in the calculation which have not been rounded.
	No results have been blank subtracted unless specified in the case narrative section.
S-26	Surrogate outside of control limits.
V-06	Continuing calibration did not meet method specifications and was biased on the high side for this compound. Increased uncertainty is associated with the reported value which is likely to be biased on the high side.
V-20	Continuing calibration did not meet method specifications and was biased on the high side. Data validation is not affected since sample result was "not detected" for this compound.

39 Spruce Street * East Longmeadow, MA 01028 * FAX 413/525-6405 * TEL. 413/525-2332

CERTIFICATIONS

Certified Analyses included in this Report

Analyte	Certifications

No certified Analyses included in this Report

The CON-TEST Environmental Laboratory operates under the following certifications and accreditations:

Code	Description	Number	Expires
AIHA	AIHA-LAP, LLC - ISO17025:2005	100033	02/1/2018
MA	Massachusetts DEP	M-MA100	06/30/2017
CT	Connecticut Department of Publilc Health	PH-0567	09/30/2017
NY	New York State Department of Health	10899 NELAP	04/1/2018
NH-S	New Hampshire Environmental Lab	2516 NELAP	02/5/2018
RI	Rhode Island Department of Health	LAO00112	12/30/2017
NC	North Carolina Div. of Water Quality	652	12/31/2017
NJ	New Jersey DEP	MA007 NELAP	06/30/2017
FL	Florida Department of Health	E871027 NELAP	06/30/2017
VT	Vermont Department of Health Lead Laboratory	LL015036	07/30/2017
ME	State of Maine	2011028	06/9/2017
VA	Commonwealth of Virginia	460217	12/14/2017
NH-P	New Hampshire Environmental Lab	2557 NELAP	09/6/2017

CHAIN OF CUSTODY RECORD

con-test® ANALYTICAL LABORATORY
Phone: 413-525-2332
Fax: 413-525-6405
Email: info@contestlabs.com
www.contestlabs.com
39 Spruce Street
East longmeadow, MA 01028

17D0409

Rev. 04.05.12

Company Name: AECOM
Address: 500 Enterprise Drive Suite 1A
Rocky Hill CT
Attention: Matt ROOD
Project Location: ~~Roc~~ Greenwich CT
Sampled By: S.SHEA, N.FIAHNC, C.NIXON

Telephone: 860 263 5800
Project #
Client PO#: 88124

DATA DELIVERY (check all that apply)
○ FAX ⊗ EMAIL ⊗ WEBSITE
Fax #
Email: matthew.rood@aecom.com
Format: ⊗ PDF ⊗ EXCEL ○ GIS
○ OTHER Equis
○ "Enhanced Data Package"

Project Proposal Provided? (for billing purposes)
○ yes _____ proposal date

Con-Test Lab ID (laboratory use only)	Client Sample ID / Description	Collection Beginning Date/Time	Collection Ending Date/Time	Composite	Grab	*Matrix Code	Conc Code	Homolog PCBs Method 680	2	# of Containers
01	MW-S15-20170410-1	4/10/17	1630		X			X		** Preservation
02	MW-S15-20170410-2	4/10/17	1630		X			X		***Container Code
03	MW-X17-20170410-1	4/10/17	1648		X			X		
04	MW-P11-20170411-1	4/11/17	0940		X			X		
05	MW-P7-20170411-1	4/11/17	0920		X			X		
06	MW-AC8-20170411-1	4/11/17	0941		X			X		
07	MW-AJ13-20170411-1	4/11/17	1249		X			X		
08	MW-AG10-20170411-1	4/11/17	1219		X			X		
09	MW-AG10-20170411-2	4/11/17	1219		X			X		

ANALYSIS REQUESTED

Dissolved Metals
○ Field Filtered
○ Lab to Filter

***Cont. Code:**
A=amber glass
G=glass
P=plastic
ST=sterile
V= vial
S=summa can
T=tedlar bag
O=Other

****Preservation**
I = Iced
H = HCL
M = Methanol
N = Nitric Acid
S = Sulfuric Acid
B = Sodium bisulfate
X = Na hydroxide
T = Na thiosulfate
O = Other _____

*Matrix Code:
GW= groundwater
WW= wastewater
DW= drinking water
A = air
S = soil/solid
SL = sludge
O = other _____

Comments:

Please use the following codes to let Con-Test know if a specific sample may be high in concentration in Matrix/Conc. Code Box:

H - High; M - Medium; L - Low; C - Clean; U - Unknown

Relinquished by: (signature)	Date/Time:
4/11/17	1537
Received by: (signature) 4/4/17	Date/Time: 340
Relinquished by: (signature)	Date/Time: 7.40
Received by: (signature) 3.2/23°C #7 4/11/17	Date/Time: 19:40

Turnaround #
☐ 7-Day
☑ 10-Day
☐ Other
RUSH [1]
☐ [1]24-Hr ☐ [1]48-Hr
☐ [1]72-Hr ☐ [1]4-Day
[1] Require lab approval

Detection Limit Requirements
Massachusetts:
Connecticut:
Other:

Is your project MCP or RCP ?
○ MCP Form Required
⊗ RCP Form Required
○ MA State DW Form Required PWSID # _____

NELAC & AIHA-LAP, LLC Accredited
WBE/DBE Certifie

TURNAROUND TIME STARTS AT 9:00 A.M. THE DAY AFTER SAMPLE RECEIPT UNLESS THERE ARE QUESTIONS ON YOUR CHAIN. IF THIS FORM IS NOT FILLED OUT COMPLETELY OR IS INCORRECT, TURNAROUND TIME WILL NOT START UNTIL ALL QUESTIONS ARE ANSWERED BY OUR CLIENT.

PLEASE BE CAREFUL NOT TO CONTAMINATE THIS DOCUMENT

Table of Contents

39 Spruce St.
East Longmeadow, MA. 01028
P: 413-525-2332
F: 413-525-6405
www.contestlabs.com

CON-TEST ANALYTICAL LABORATORY

Table of Contents

Sample Receipt Checklist

CLIENT NAME: AECOM **RECEIVED BY:** KK **DATE:** 4/11/17

1) **Was the chain(s) of custody relinquished and signed?** **Yes** ✓ **No** ____ **No COC Incl.**

2) **Does the chain agree with the samples?** **Yes** ✓ **No** ____
If not, explain:

3) **Are all the samples in good condition?** **Yes** ✓ **No** ____
If not, explain:

4) **How were the samples received:**
On Ice ✓ Direct from Sampling ____ Ambient ____ In Cooler(s) ✓ (2)

Were the samples received in Temperature Compliance of (2-6°C)? **Yes** ✓ **No** ____ **N/A** ____

Temperature °C by Temp blank ____ # ____ Temperature °C by Temp gun 3.2°C # 7
2.3°C

5) **Are there Dissolved samples for the lab to filter?** **Yes** ____ **No** ✓
Who was notified ____ Date ____ Time ____

6) **Are there any RUSH or SHORT HOLDING TIME samples?** **Yes** ____ **No** ✓
Who was notified ____ Date ____ Time ____

7) **Location where samples are stored:** Log-in

Permission to subcontract samples? Yes No
(Walk-in clients only) if not already approved
Client Signature: ____

8) **Do all samples have the proper Acid pH:** **Yes** ____ **No** ____ **N/A** ✓

9) **Do all samples have the proper Base pH:** **Yes** ____ **No** ____ **N/A** ✓

10) **Was the PC notified of any discrepancies with the CoC vs the samples:** **Yes** ____ **N/A** ✓

Containers received at Con-Test

	# of containers		# of containers
1 Liter Amber	18	16 oz amber	
500 mL Amber		8 oz amber/clear jar	
250 mL Amber (8oz amber)		4 oz amber/clear jar	
1 Liter Plastic		2 oz amber/clear jar	
500 mL Plastic		Plastic Bag / Ziploc	
250 mL plastic		SOC Kit	
40 mL Vial - type listed below		Perchlorate Kit	
Colisure / bacteria bottle		Flashpoint bottle	
Dissolved Oxygen bottle		Other glass jar	
Encore		Other	

40 mL vials: # HCl ____ # Methanol ____ **Time and Date Frozen:**
Bisulfate ____ # DI Water ____
Thiosulfate ____ Unpreserved ____

Doc# 277
Rev. 4 August 2013

Login Sample Receipt Checklist

(Rejection Criteria Listing - Using Sample Acceptance Policy)

Any False statement will be brought to the attention of Client

Question	Answer (True/False) T/F/NA	Comment
1) The cooler's custody seal, if present, is intact.	N/A	
2) The cooler or samples do not appear to have been compromised or tampered with.	T	
3) Samples were received on ice.	T	
4) Cooler Temperature is acceptable.	T	
5) Cooler Temperature is recorded.	T	
6) COC is filled out in ink and legible.	T	
7) COC is filled out with all pertinent information.	T	
8) Field Sampler's name present on COC.	T	
9) There are no discrepancies between the sample IDs on the container and the COC.	T	
10) Samples are received within Holding Time.	T	
11) Sample containers have legible labels.	T	
12) Containers are not broken or leaking.	T	
13) Air Cassettes are not broken/open.	N/A	
14) Sample collection date/times are provided.	T	
15) Appropriate sample containers are used.	T	
16) Proper collection media used.	T	
17) No headspace sample bottles are completely filled.	N/A	
18) There is sufficient volume for all requsted analyses, including any requested MS/MSDs.	T	
19) Trip blanks provided if applicable.	N/A	
20) VOA sample vials do not have head space or bubble is <6mm (1/4") in diameter.	N/A	
21) Samples do not require splitting or compositing.	T	

Who notified of False statements? **Date/Time:**

Doc #277 Rev. 4 August 2013 **Log-In Technician Initials:** KK **Date/Time:** 4/11/17 19:40

con-test® ANALYTICAL LABORATORY
39 Spruce Street * East Longmeadow, MA 01028 * FAX 413/525-6405 * TEL. 413/525-2332

April 28, 2017

Matthew Rood
AECOM Environment - Rocky Hill, CT
500 Enterprise Drive, Suite 1A
Rocky Hill, CT 06067

Project Location: Greenwich High School
Client Job Number:
Project Number: 60432356
Laboratory Work Order Number: 17D0505

Enclosed are results of analyses for samples received by the laboratory on April 12, 2017. If you have any questions concerning this report, please feel free to contact me.

Sincerely,



Aaron L. Benoit
Project Manager

Table of Contents

Sample Summary 3

Case Narrative 4

Sample Results 5

17D0505-01 5

17D0505-02 6

17D0505-03 7

17D0505-04 8

17D0505-05 9

17D0505-06 10

17D0505-07 11

17D0505-08 12

17D0505-09 13

17D0505-10 14

17D0505-11 15

Sample Preparation Information 16

QC Data 17

PCB Homologues by GC/MS Water 17

B174664 17

Flag/Qualifier Summary 19

Certifications 20

Chain of Custody/Sample Receipt 21

39 Spruce Street * East Longmeadow, MA 01028 * FAX 413/525-6405 * TEL. 413/525-2332

AECOM Environment - Rocky Hill, CT
500 Enterprise Drive, Suite 1A
Rocky Hill, CT 06067
ATTN: Matthew Rood

REPORT DATE: 4/28/2017

PURCHASE ORDER NUMBER: 88124ACM

PROJECT NUMBER: 60432356

ANALYTICAL SUMMARY

WORK ORDER NUMBER: 17D0505

The results of analyses performed on the following samples submitted to the CON-TEST Analytical Laboratory are found in this report.

PROJECT LOCATION: Greenwich High School

FIELD SAMPLE #	LAB ID:	MATRIX	SAMPLE DESCRIPTION	TEST	SUB LAB
MW-28-20170411-1	17D0505-01	Ground Water		EPA 680 Modified	
MW-AV17-20170411-1	17D0505-02	Ground Water		EPA 680 Modified	
MW-AA12-20170411-1	17D0505-03	Ground Water		EPA 680 Modified	
MW-AM16-20170411-1	17D0505-04	Ground Water		EPA 680 Modified	
MW-35-20170411-1	17D0505-05	Ground Water		EPA 680 Modified	
MW-BB34-20170412-1	17D0505-06	Ground Water		EPA 680 Modified	
MW-V12-20170412-1	17D0505-07	Ground Water		EPA 680 Modified	
MW-AP28-20170412-1	17D0505-08	Ground Water		EPA 680 Modified	
MW-AG30-20170412-1	17D0505-09	Ground Water		EPA 680 Modified	
MW-Y15-20170412-1	17D0505-10	Ground Water		EPA 680 Modified	
MW-AH16R-20170412-1	17D0505-11	Ground Water		EPA 680 Modified	

con-test® ANALYTICAL LABORATORY
39 Spruce Street * East Longmeadow, MA 01028 * FAX 413/525-6405 * TEL. 413/525-2332

CASE NARRATIVE SUMMARY

All reported results are within defined laboratory quality control objectives unless listed below or otherwise qualified in this report.

EPA 680 Modified

Qualifications:

S-26

Surrogate outside of control limits.

Analyte & Samples(s) Qualified:

Tetrachloro-m-xylene
B174664-BSD1

V-06

Continuing calibration did not meet method specifications and was biased on the high side for this compound. Increased uncertainty is associated with the reported value which is likely to be biased on the high side.

Analyte & Samples(s) Qualified:

Monochlorobiphenyls
B174664-BS1, B174664-BSD1, B174664-MS1, B174664-MSD1

V-20

Continuing calibration did not meet method specifications and was biased on the high side. Data validation is not affected since sample result was "not detected" for this compound.

Analyte & Samples(s) Qualified:

Monochlorobiphenyls
17D0505-01[MW-28-20170411-1], 17D0505-05[MW-35-20170411-1], 17D0505-06[MW-BB34-20170412-1], 17D0505-07[MW-V12-20170412-1], 17D0505-08[MW-AP28-20170412-1], 17D0505-09[MW-AG30-20170412-1], B174664-BLK1

The results of analyses reported only relate to samples submitted to the Con-Test Analytical Laboratory for testing.
I certify that the analyses listed above, unless specifically listed as subcontracted, if any, were performed under my direction according to the approved methodologies listed in this document, and that based upon my inquiry of those individuals immediately responsible for obtaining the information, the material contained in this report is, to the best of my knowledge and belief, accurate and complete.



Lisa A. Worthington
Project Manager

con-test® ANALYTICAL LABORATORY
39 Spruce Street * East Longmeadow, MA 01028 * FAX 413/525-6405 * TEL. 413/525-2332

Project Location: Greenwich High School | Sample Description: | Work Order: 17D0505

Date Received: 4/12/2017

Field Sample #: MW-28-20170411-1 | Sampled: 4/11/2017 16:50

Sample ID: 17D0505-01

Sample Matrix: Ground Water

PCB Homologues by GC/MS Water

Analyte	Results	RL	Units	Dilution	Flag/Qual	Method	Date Prepared	Date/Time Analyzed	Analyst
Monochlorobiphenyls	ND	0.0010	µg/L	1	V-20	EPA 680 Modified	4/17/17	4/25/17 9:50	CJM
Dichlorobiphenyls	ND	0.0010	µg/L	1		EPA 680 Modified	4/17/17	4/25/17 9:50	CJM
Trichlorobiphenyls	ND	0.0010	µg/L	1		EPA 680 Modified	4/17/17	4/25/17 9:50	CJM
Tetrachlorobiphenyls	ND	0.0020	µg/L	1		EPA 680 Modified	4/17/17	4/25/17 9:50	CJM
Pentachlorobiphenyls	ND	0.0020	µg/L	1		EPA 680 Modified	4/17/17	4/25/17 9:50	CJM
Hexachlorobiphenyls	ND	0.0020	µg/L	1		EPA 680 Modified	4/17/17	4/25/17 9:50	CJM
Heptachlorobiphenyls	ND	0.0030	µg/L	1		EPA 680 Modified	4/17/17	4/25/17 9:50	CJM
Octachlorobiphenyls	ND	0.0030	µg/L	1		EPA 680 Modified	4/17/17	4/25/17 9:50	CJM
Nonachlorobiphenyls	ND	0.0050	µg/L	1		EPA 680 Modified	4/17/17	4/25/17 9:50	CJM
Decachlorobiphenyl	ND	0.0050	µg/L	1		EPA 680 Modified	4/17/17	4/25/17 9:50	CJM
Total Polychlorinated biphenyls	0.0		µg/L	1		EPA 680 Modified	4/17/17	4/25/17 9:50	CJM

Surrogates	% Recovery	Recovery Limits	Flag/Qual		
Tetrachloro-m-xylene	115	50-125			4/25/17 9:50

con-test® ANALYTICAL LABORATORY
39 Spruce Street * East Longmeadow, MA 01028 * FAX 413/525-6405 * TEL. 413/525-2332

Project Location: Greenwich High School | Sample Description: | Work Order: 17D0505

Date Received: 4/12/2017

Field Sample #: MW-AV17-20170411-1 | Sampled: 4/11/2017 17:33

Sample ID: 17D0505-02

Sample Matrix: Ground Water

PCB Homologues by GC/MS Water

Analyte	Results	RL	Units	Dilution	Flag/Qual	Method	Date Prepared	Date/Time Analyzed	Analyst
Monochlorobiphenyls	ND	0.0010	µg/L	1		EPA 680 Modified	4/17/17	4/27/17 20:00	CJM
Dichlorobiphenyls	ND	0.0010	µg/L	1		EPA 680 Modified	4/17/17	4/27/17 20:00	CJM
Trichlorobiphenyls	ND	0.0010	µg/L	1		EPA 680 Modified	4/17/17	4/27/17 20:00	CJM
Tetrachlorobiphenyls	ND	0.0020	µg/L	1		EPA 680 Modified	4/17/17	4/27/17 20:00	CJM
Pentachlorobiphenyls	ND	0.0020	µg/L	1		EPA 680 Modified	4/17/17	4/27/17 20:00	CJM
Hexachlorobiphenyls	ND	0.0020	µg/L	1		EPA 680 Modified	4/17/17	4/27/17 20:00	CJM
Heptachlorobiphenyls	ND	0.0030	µg/L	1		EPA 680 Modified	4/17/17	4/27/17 20:00	CJM
Octachlorobiphenyls	ND	0.0030	µg/L	1		EPA 680 Modified	4/17/17	4/27/17 20:00	CJM
Nonachlorobiphenyls	ND	0.0050	µg/L	1		EPA 680 Modified	4/17/17	4/27/17 20:00	CJM
Decachlorobiphenyl	ND	0.0050	µg/L	1		EPA 680 Modified	4/17/17	4/27/17 20:00	CJM
Total Polychlorinated biphenyls	0.0		µg/L	1		EPA 680 Modified	4/17/17	4/27/17 20:00	CJM

Surrogates	% Recovery	Recovery Limits	Flag/Qual	
Tetrachloro-m-xylene	90.6	50-125		4/27/17 20:00

con-test® ANALYTICAL LABORATORY
39 Spruce Street * East Longmeadow, MA 01028 * FAX 413/525-6405 * TEL. 413/525-2332

Project Location: Greenwich High School | Sample Description: | Work Order: 17D0505

Date Received: 4/12/2017

Field Sample #: MW-AA12-20170411-1 | Sampled: 4/11/2017 18:29

Sample ID: 17D0505-03

Sample Matrix: Ground Water

PCB Homologues by GC/MS Water

Analyte	Results	RL	Units	Dilution	Flag/Qual	Method	Date Prepared	Date/Time Analyzed	Analyst
Monochlorobiphenyls	0.094	0.0010	µg/L	1		EPA 680 Modified	4/17/17	4/27/17 20:37	CJM
Dichlorobiphenyls	0.98	0.0010	µg/L	1		EPA 680 Modified	4/17/17	4/27/17 20:37	CJM
Trichlorobiphenyls	0.45	0.0010	µg/L	1		EPA 680 Modified	4/17/17	4/27/17 20:37	CJM
Tetrachlorobiphenyls	0.12	0.0021	µg/L	1		EPA 680 Modified	4/17/17	4/27/17 20:37	CJM
Pentachlorobiphenyls	0.016	0.0021	µg/L	1		EPA 680 Modified	4/17/17	4/27/17 20:37	CJM
Hexachlorobiphenyls	ND	0.0021	µg/L	1		EPA 680 Modified	4/17/17	4/27/17 20:37	CJM
Heptachlorobiphenyls	ND	0.0031	µg/L	1		EPA 680 Modified	4/17/17	4/27/17 20:37	CJM
Octachlorobiphenyls	ND	0.0031	µg/L	1		EPA 680 Modified	4/17/17	4/27/17 20:37	CJM
Nonachlorobiphenyls	ND	0.0052	µg/L	1		EPA 680 Modified	4/17/17	4/27/17 20:37	CJM
Decachlorobiphenyl	ND	0.0052	µg/L	1		EPA 680 Modified	4/17/17	4/27/17 20:37	CJM
Total Polychlorinated biphenyls	1.7		µg/L	1		EPA 680 Modified	4/17/17	4/27/17 20:37	CJM

Surrogates	% Recovery	Recovery Limits	Flag/Qual	
Tetrachloro-m-xylene	73.8	50-125		4/27/17 20:37

con-test® ANALYTICAL LABORATORY
39 Spruce Street * East Longmeadow, MA 01028 * FAX 413/525-6405 * TEL. 413/525-2332

Project Location: Greenwich High School | Sample Description: | Work Order: 17D0505

Date Received: 4/12/2017

Field Sample #: MW-AM16-20170411-1 | Sampled: 4/11/2017 15:24

Sample ID: 17D0505-04

Sample Matrix: Ground Water

PCB Homologues by GC/MS Water

Analyte	Results	RL	Units	Dilution	Flag/Qual	Method	Date Prepared	Date/Time Analyzed	Analyst
Monochlorobiphenyls	0.0076	0.0010	µg/L	1		EPA 680 Modified	4/17/17	4/27/17 21:15	CJM
Dichlorobiphenyls	0.059	0.0010	µg/L	1		EPA 680 Modified	4/17/17	4/27/17 21:15	CJM
Trichlorobiphenyls	0.036	0.0010	µg/L	1		EPA 680 Modified	4/17/17	4/27/17 21:15	CJM
Tetrachlorobiphenyls	0.023	0.0020	µg/L	1		EPA 680 Modified	4/17/17	4/27/17 21:15	CJM
Pentachlorobiphenyls	ND	0.0020	µg/L	1		EPA 680 Modified	4/17/17	4/27/17 21:15	CJM
Hexachlorobiphenyls	ND	0.0020	µg/L	1		EPA 680 Modified	4/17/17	4/27/17 21:15	CJM
Heptachlorobiphenyls	ND	0.0030	µg/L	1		EPA 680 Modified	4/17/17	4/27/17 21:15	CJM
Octachlorobiphenyls	ND	0.0030	µg/L	1		EPA 680 Modified	4/17/17	4/27/17 21:15	CJM
Nonachlorobiphenyls	ND	0.0051	µg/L	1		EPA 680 Modified	4/17/17	4/27/17 21:15	CJM
Decachlorobiphenyl	ND	0.0051	µg/L	1		EPA 680 Modified	4/17/17	4/27/17 21:15	CJM
Total Polychlorinated biphenyls	0.13		µg/L	1		EPA 680 Modified	4/17/17	4/27/17 21:15	CJM

Surrogates	% Recovery	Recovery Limits	Flag/Qual		
Tetrachloro-m-xylene	90.5	50-125			4/27/17 21:15

con-test® ANALYTICAL LABORATORY
39 Spruce Street * East Longmeadow, MA 01028 * FAX 413/525-6405 * TEL. 413/525-2332

Project Location: Greenwich High School | Sample Description: | Work Order: 17D0505

Date Received: 4/12/2017

Field Sample #: MW-35-20170411-1 | Sampled: 4/11/2017 15:54

Sample ID: 17D0505-05

Sample Matrix: Ground Water

PCB Homologues by GC/MS Water

Analyte	Results	RL	Units	Dilution	Flag/Qual	Method	Date Prepared	Date/Time Analyzed	Analyst
Monochlorobiphenyls	ND	0.0010	µg/L	1	V-20	EPA 680 Modified	4/17/17	4/25/17 12:20	CJM
Dichlorobiphenyls	ND	0.0010	µg/L	1		EPA 680 Modified	4/17/17	4/25/17 12:20	CJM
Trichlorobiphenyls	ND	0.0010	µg/L	1		EPA 680 Modified	4/17/17	4/25/17 12:20	CJM
Tetrachlorobiphenyls	ND	0.0020	µg/L	1		EPA 680 Modified	4/17/17	4/25/17 12:20	CJM
Pentachlorobiphenyls	ND	0.0020	µg/L	1		EPA 680 Modified	4/17/17	4/25/17 12:20	CJM
Hexachlorobiphenyls	ND	0.0020	µg/L	1		EPA 680 Modified	4/17/17	4/25/17 12:20	CJM
Heptachlorobiphenyls	ND	0.0030	µg/L	1		EPA 680 Modified	4/17/17	4/25/17 12:20	CJM
Octachlorobiphenyls	ND	0.0030	µg/L	1		EPA 680 Modified	4/17/17	4/25/17 12:20	CJM
Nonachlorobiphenyls	ND	0.0050	µg/L	1		EPA 680 Modified	4/17/17	4/25/17 12:20	CJM
Decachlorobiphenyl	ND	0.0050	µg/L	1		EPA 680 Modified	4/17/17	4/25/17 12:20	CJM
Total Polychlorinated biphenyls	0.0		µg/L	1		EPA 680 Modified	4/17/17	4/25/17 12:20	CJM

Surrogates	% Recovery	Recovery Limits	Flag/Qual		
Tetrachloro-m-xylene	106	50-125		4/25/17 12:20	

con-test® ANALYTICAL LABORATORY
39 Spruce Street * East Longmeadow, MA 01028 * FAX 413/525-6405 * TEL. 413/525-2332

Project Location: Greenwich High School | Sample Description: | Work Order: 17D0505

Date Received: 4/12/2017

Field Sample #: MW-BB34-20170412-1 | Sampled: 4/12/2017 08:56

Sample ID: 17D0505-06

Sample Matrix: Ground Water

PCB Homologues by GC/MS Water

Analyte	Results	RL	Units	Dilution	Flag/Qual	Method	Date Prepared	Date/Time Analyzed	Analyst
Monochlorobiphenyls	ND	0.0010	µg/L	1	V-20	EPA 680 Modified	4/17/17	4/25/17 12:57	CJM
Dichlorobiphenyls	ND	0.0010	µg/L	1		EPA 680 Modified	4/17/17	4/25/17 12:57	CJM
Trichlorobiphenyls	ND	0.0010	µg/L	1		EPA 680 Modified	4/17/17	4/25/17 12:57	CJM
Tetrachlorobiphenyls	ND	0.0020	µg/L	1		EPA 680 Modified	4/17/17	4/25/17 12:57	CJM
Pentachlorobiphenyls	ND	0.0020	µg/L	1		EPA 680 Modified	4/17/17	4/25/17 12:57	CJM
Hexachlorobiphenyls	ND	0.0020	µg/L	1		EPA 680 Modified	4/17/17	4/25/17 12:57	CJM
Heptachlorobiphenyls	ND	0.0030	µg/L	1		EPA 680 Modified	4/17/17	4/25/17 12:57	CJM
Octachlorobiphenyls	ND	0.0030	µg/L	1		EPA 680 Modified	4/17/17	4/25/17 12:57	CJM
Nonachlorobiphenyls	ND	0.0050	µg/L	1		EPA 680 Modified	4/17/17	4/25/17 12:57	CJM
Decachlorobiphenyl	ND	0.0050	µg/L	1		EPA 680 Modified	4/17/17	4/25/17 12:57	CJM
Total Polychlorinated biphenyls	0.0		µg/L	1		EPA 680 Modified	4/17/17	4/25/17 12:57	CJM

Surrogates	% Recovery	Recovery Limits	Flag/Qual		
Tetrachloro-m-xylene	122	50-125			4/25/17 12:57

con-test® ANALYTICAL LABORATORY
39 Spruce Street * East Longmeadow, MA 01028 * FAX 413/525-6405 * TEL. 413/525-2332

Project Location: Greenwich High School | Sample Description: | Work Order: 17D0505

Date Received: 4/12/2017

Field Sample #: MW-V12-20170412-1 | Sampled: 4/12/2017 09:06

Sample ID: 17D0505-07

Sample Matrix: Ground Water

PCB Homologues by GC/MS Water

Analyte	Results	RL	Units	Dilution	Flag/Qual	Method	Date Prepared	Date/Time Analyzed	Analyst
Monochlorobiphenyls	ND	0.0010	µg/L	1	V-20	EPA 680 Modified	4/17/17	4/25/17 13:35	CJM
Dichlorobiphenyls	0.0012	0.0010	µg/L	1		EPA 680 Modified	4/17/17	4/25/17 13:35	CJM
Trichlorobiphenyls	0.013	0.0010	µg/L	1		EPA 680 Modified	4/17/17	4/25/17 13:35	CJM
Tetrachlorobiphenyls	0.057	0.0020	µg/L	1		EPA 680 Modified	4/17/17	4/25/17 13:35	CJM
Pentachlorobiphenyls	0.021	0.0020	µg/L	1		EPA 680 Modified	4/17/17	4/25/17 13:35	CJM
Hexachlorobiphenyls	ND	0.0020	µg/L	1		EPA 680 Modified	4/17/17	4/25/17 13:35	CJM
Heptachlorobiphenyls	ND	0.0030	µg/L	1		EPA 680 Modified	4/17/17	4/25/17 13:35	CJM
Octachlorobiphenyls	ND	0.0030	µg/L	1		EPA 680 Modified	4/17/17	4/25/17 13:35	CJM
Nonachlorobiphenyls	ND	0.0050	µg/L	1		EPA 680 Modified	4/17/17	4/25/17 13:35	CJM
Decachlorobiphenyl	ND	0.0050	µg/L	1		EPA 680 Modified	4/17/17	4/25/17 13:35	CJM
Total Polychlorinated biphenyls	0.092		µg/L	1		EPA 680 Modified	4/17/17	4/25/17 13:35	CJM

Surrogates	% Recovery	Recovery Limits	Flag/Qual		
Tetrachloro-m-xylene	93.8	50-125			4/25/17 13:35

con-test® ANALYTICAL LABORATORY
39 Spruce Street * East Longmeadow, MA 01028 * FAX 413/525-6405 * TEL. 413/525-2332

Project Location: Greenwich High School | Sample Description: | Work Order: 17D0505

Date Received: 4/12/2017

Field Sample #: MW-AP28-20170412-1 | Sampled: 4/12/2017 10:06

Sample ID: 17D0505-08

Sample Matrix: Ground Water

PCB Homologues by GC/MS Water

Analyte	Results	RL	Units	Dilution	Flag/Qual	Method	Date Prepared	Date/Time Analyzed	Analyst
Monochlorobiphenyls	ND	0.0010	µg/L	1	V-20	EPA 680 Modified	4/17/17	4/25/17 14:50	CJM
Dichlorobiphenyls	ND	0.0010	µg/L	1		EPA 680 Modified	4/17/17	4/25/17 14:50	CJM
Trichlorobiphenyls	ND	0.0010	µg/L	1		EPA 680 Modified	4/17/17	4/25/17 14:50	CJM
Tetrachlorobiphenyls	ND	0.0021	µg/L	1		EPA 680 Modified	4/17/17	4/25/17 14:50	CJM
Pentachlorobiphenyls	ND	0.0021	µg/L	1		EPA 680 Modified	4/17/17	4/25/17 14:50	CJM
Hexachlorobiphenyls	ND	0.0021	µg/L	1		EPA 680 Modified	4/17/17	4/25/17 14:50	CJM
Heptachlorobiphenyls	ND	0.0031	µg/L	1		EPA 680 Modified	4/17/17	4/25/17 14:50	CJM
Octachlorobiphenyls	ND	0.0031	µg/L	1		EPA 680 Modified	4/17/17	4/25/17 14:50	CJM
Nonachlorobiphenyls	ND	0.0052	µg/L	1		EPA 680 Modified	4/17/17	4/25/17 14:50	CJM
Decachlorobiphenyl	ND	0.0052	µg/L	1		EPA 680 Modified	4/17/17	4/25/17 14:50	CJM
Total Polychlorinated biphenyls	0.0		µg/L	1		EPA 680 Modified	4/17/17	4/25/17 14:50	CJM

Surrogates	% Recovery	Recovery Limits	Flag/Qual		
Tetrachloro-m-xylene	110	50-125			4/25/17 14:50

con-test® ANALYTICAL LABORATORY
39 Spruce Street * East Longmeadow, MA 01028 * FAX 413/525-6405 * TEL. 413/525-2332

Project Location: Greenwich High School | Sample Description: | Work Order: 17D0505

Date Received: 4/12/2017

Field Sample #: MW-AG30-20170412-1 | Sampled: 4/12/2017 11:22

Sample ID: 17D0505-09

Sample Matrix: Ground Water

PCB Homologues by GC/MS Water

Analyte	Results	RL	Units	Dilution	Flag/Qual	Method	Date Prepared	Date/Time Analyzed	Analyst
Monochlorobiphenyls	ND	0.0010	µg/L	1	V-20	EPA 680 Modified	4/17/17	4/25/17 15:27	CJM
Dichlorobiphenyls	ND	0.0010	µg/L	1		EPA 680 Modified	4/17/17	4/25/17 15:27	CJM
Trichlorobiphenyls	ND	0.0010	µg/L	1		EPA 680 Modified	4/17/17	4/25/17 15:27	CJM
Tetrachlorobiphenyls	ND	0.0020	µg/L	1		EPA 680 Modified	4/17/17	4/25/17 15:27	CJM
Pentachlorobiphenyls	ND	0.0020	µg/L	1		EPA 680 Modified	4/17/17	4/25/17 15:27	CJM
Hexachlorobiphenyls	ND	0.0020	µg/L	1		EPA 680 Modified	4/17/17	4/25/17 15:27	CJM
Heptachlorobiphenyls	ND	0.0031	µg/L	1		EPA 680 Modified	4/17/17	4/25/17 15:27	CJM
Octachlorobiphenyls	ND	0.0031	µg/L	1		EPA 680 Modified	4/17/17	4/25/17 15:27	CJM
Nonachlorobiphenyls	ND	0.0051	µg/L	1		EPA 680 Modified	4/17/17	4/25/17 15:27	CJM
Decachlorobiphenyl	ND	0.0051	µg/L	1		EPA 680 Modified	4/17/17	4/25/17 15:27	CJM
Total Polychlorinated biphenyls	0.0		µg/L	1		EPA 680 Modified	4/17/17	4/25/17 15:27	CJM

Surrogates	% Recovery	Recovery Limits	Flag/Qual		
Tetrachloro-m-xylene	113	50-125		4/25/17 15:27	

con-test® ANALYTICAL LABORATORY
39 Spruce Street * East Longmeadow, MA 01028 * FAX 413/525-6405 * TEL. 413/525-2332

Project Location: Greenwich High School | Sample Description: | Work Order: 17D0505

Date Received: 4/12/2017

Field Sample #: MW-Y15-20170412-1 | Sampled: 4/12/2017 10:48

Sample ID: 17D0505-10

Sample Matrix: Ground Water

PCB Homologues by GC/MS Water

Analyte	Results	RL	Units	Dilution	Flag/Qual	Method	Date Prepared	Date/Time Analyzed	Analyst
Monochlorobiphenyls	3.3	0.0010	µg/L	1		EPA 680 Modified	4/17/17	4/25/17 16:04	CJM
Dichlorobiphenyls	4.2	0.0010	µg/L	1		EPA 680 Modified	4/17/17	4/25/17 16:04	CJM
Trichlorobiphenyls	0.73	0.0010	µg/L	1		EPA 680 Modified	4/17/17	4/25/17 16:04	CJM
Tetrachlorobiphenyls	0.17	0.0020	µg/L	1		EPA 680 Modified	4/17/17	4/25/17 16:04	CJM
Pentachlorobiphenyls	0.026	0.0020	µg/L	1		EPA 680 Modified	4/17/17	4/25/17 16:04	CJM
Hexachlorobiphenyls	ND	0.0020	µg/L	1		EPA 680 Modified	4/17/17	4/25/17 16:04	CJM
Heptachlorobiphenyls	ND	0.0030	µg/L	1		EPA 680 Modified	4/17/17	4/25/17 16:04	CJM
Octachlorobiphenyls	ND	0.0030	µg/L	1		EPA 680 Modified	4/17/17	4/25/17 16:04	CJM
Nonachlorobiphenyls	ND	0.0051	µg/L	1		EPA 680 Modified	4/17/17	4/25/17 16:04	CJM
Decachlorobiphenyl	ND	0.0051	µg/L	1		EPA 680 Modified	4/17/17	4/25/17 16:04	CJM
Total Polychlorinated biphenyls	8.5		µg/L	1		EPA 680 Modified	4/17/17	4/25/17 16:04	CJM

Surrogates	% Recovery	Recovery Limits	Flag/Qual				
Tetrachloro-m-xylene	105	50-125				4/25/17 16:04	

con-test® ANALYTICAL LABORATORY
39 Spruce Street * East Longmeadow, MA 01028 * FAX 413/525-6405 * TEL. 413/525-2332

Project Location: Greenwich High School | Sample Description: | Work Order: 17D0505

Date Received: 4/12/2017

Field Sample #: MW-AH16R-20170412-1 | Sampled: 4/12/2017 13:03

Sample ID: 17D0505-11

Sample Matrix: Ground Water

PCB Homologues by GC/MS Water

Analyte	Results	RL	Units	Dilution	Flag/Qual	Method	Date Prepared	Date/Time Analyzed	Analyst
Monochlorobiphenyls	11	0.0010	µg/L	1		EPA 680 Modified	4/17/17	4/25/17 16:42	CJM
Dichlorobiphenyls	11	0.0010	µg/L	1		EPA 680 Modified	4/17/17	4/25/17 16:42	CJM
Trichlorobiphenyls	2.2	0.0010	µg/L	1		EPA 680 Modified	4/17/17	4/25/17 16:42	CJM
Tetrachlorobiphenyls	0.35	0.0021	µg/L	1		EPA 680 Modified	4/17/17	4/25/17 16:42	CJM
Pentachlorobiphenyls	0.033	0.0021	µg/L	1		EPA 680 Modified	4/17/17	4/25/17 16:42	CJM
Hexachlorobiphenyls	0.0027	0.0021	µg/L	1		EPA 680 Modified	4/17/17	4/25/17 16:42	CJM
Heptachlorobiphenyls	ND	0.0031	µg/L	1		EPA 680 Modified	4/17/17	4/25/17 16:42	CJM
Octachlorobiphenyls	ND	0.0031	µg/L	1		EPA 680 Modified	4/17/17	4/25/17 16:42	CJM
Nonachlorobiphenyls	ND	0.0052	µg/L	1		EPA 680 Modified	4/17/17	4/25/17 16:42	CJM
Decachlorobiphenyl	ND	0.0052	µg/L	1		EPA 680 Modified	4/17/17	4/25/17 16:42	CJM
Total Polychlorinated biphenyls	25		µg/L	1		EPA 680 Modified	4/17/17	4/25/17 16:42	CJM

Surrogates	% Recovery	Recovery Limits	Flag/Qual				
Tetrachloro-m-xylene	99.0	50-125				4/25/17 16:42	

39 Spruce Street * East Longmeadow, MA 01028 * FAX 413/525-6405 * TEL. 413/525-2332

Sample Extraction Data

Prep Method: SW-846 3510C-EPA 680 Modified

Lab Number [Field ID]	Batch	Initial [mL]	Final [mL]	Date
17D0505-01 [MW-28-20170411-1]	B174664	1000	1.00	04/17/17
17D0505-02 [MW-AV17-20170411-1]	B174664	1000	1.00	04/17/17
17D0505-03 [MW-AA12-20170411-1]	B174664	970	1.00	04/17/17
17D0505-04 [MW-AM16-20170411-1]	B174664	990	1.00	04/17/17
17D0505-05 [MW-35-20170411-1]	B174664	1000	1.00	04/17/17
17D0505-06 [MW-BB34-20170412-1]	B174664	1000	1.00	04/17/17
17D0505-07 [MW-V12-20170412-1]	B174664	1000	1.00	04/17/17
17D0505-08 [MW-AP28-20170412-1]	B174664	970	1.00	04/17/17
17D0505-09 [MW-AG30-20170412-1]	B174664	980	1.00	04/17/17
17D0505-10 [MW-Y15-20170412-1]	B174664	990	1.00	04/17/17
17D0505-11 [MW-AH16R-20170412-1]	B174664	970	1.00	04/17/17

con-test® ANALYTICAL LABORATORY
39 Spruce Street * East Longmeadow, MA 01028 * FAX 413/525-6405 * TEL. 413/525-2332

QUALITY CONTROL

PCB Homologues by GC/MS Water - Quality Control

Analyte	Result	Reporting Limit	Units	Spike Level	Source Result	%REC	%REC Limits	RPD	RPD Limit	Notes
Batch B174664 - SW-846 3510C										
Blank (B174664-BLK1)				Prepared: 04/17/17 Analyzed: 04/24/17						
Monochlorobiphenyls	ND	0.0010	µg/L							V-20
Dichlorobiphenyls	ND	0.0010	µg/L							
Trichlorobiphenyls	ND	0.0010	µg/L							
Tetrachlorobiphenyls	ND	0.0020	µg/L							
Pentachlorobiphenyls	ND	0.0020	µg/L							
Hexachlorobiphenyls	ND	0.0020	µg/L							
Heptachlorobiphenyls	ND	0.0030	µg/L							
Octachlorobiphenyls	ND	0.0030	µg/L							
Nonachlorobiphenyls	ND	0.0050	µg/L							
Decachlorobiphenyl	ND	0.0050	µg/L							
Total Polychlorinated biphenyls	0.0		µg/L							
Surrogate: Tetrachloro-m-xylene	*0.209*		µg/L	0.200		105	50-125			
LCS (B174664-BS1)				Prepared: 04/17/17 Analyzed: 04/24/17						
Monochlorobiphenyls	0.16	0.0010	µg/L	0.200		81.1	40-140			V-06
Dichlorobiphenyls	0.15	0.0010	µg/L	0.200		73.9	40-140			
Trichlorobiphenyls	0.14	0.0010	µg/L	0.200		68.7	40-140			
Tetrachlorobiphenyls	0.28	0.0020	µg/L	0.400		70.8	40-140			
Pentachlorobiphenyls	0.31	0.0020	µg/L	0.400		78.2	40-140			
Hexachlorobiphenyls	0.30	0.0020	µg/L	0.400		74.7	40-140			
Heptachlorobiphenyls	0.44	0.0030	µg/L	0.600		74.2	40-140			
Octachlorobiphenyls	0.44	0.0030	µg/L	0.600		73.3	40-140			
Nonachlorobiphenyls	0.81	0.0050	µg/L	1.00		80.6	40-140			
Decachlorobiphenyl	0.76	0.0050	µg/L	1.00		76.2	40-140			
Surrogate: Tetrachloro-m-xylene	*0.236*		µg/L	0.200		118	50-125			
LCS Dup (B174664-BSD1)				Prepared: 04/17/17 Analyzed: 04/24/17						
Monochlorobiphenyls	0.19	0.0010	µg/L	0.200		96.5	40-140	17.3	50	V-06
Dichlorobiphenyls	0.18	0.0010	µg/L	0.200		89.6	40-140	19.2	50	
Trichlorobiphenyls	0.17	0.0010	µg/L	0.200		83.0	40-140	18.9	50	
Tetrachlorobiphenyls	0.34	0.0020	µg/L	0.400		85.1	40-140	18.4	50	
Pentachlorobiphenyls	0.37	0.0020	µg/L	0.400		92.9	40-140	17.2	50	
Hexachlorobiphenyls	0.35	0.0020	µg/L	0.400		86.8	40-140	14.9	50	
Heptachlorobiphenyls	0.52	0.0030	µg/L	0.600		86.3	40-140	15.1	50	
Octachlorobiphenyls	0.52	0.0030	µg/L	0.600		86.1	40-140	16.1	50	
Nonachlorobiphenyls	0.96	0.0050	µg/L	1.00		96.1	40-140	17.6	50	
Decachlorobiphenyl	0.91	0.0050	µg/L	1.00		91.2	40-140	17.9	50	
Surrogate: Tetrachloro-m-xylene	*0.262*		µg/L	0.200		**131** *	50-125			S-26
Matrix Spike (B174664-MS1)	**Source: 17D0505-01**			Prepared: 04/17/17 Analyzed: 04/24/17						
Monochlorobiphenyls	0.137	0.0010	µg/L	0.200	ND	68.3	0-200			V-06
Dichlorobiphenyls	0.130	0.0010	µg/L	0.200	ND	64.8	0-200			
Trichlorobiphenyls	0.125	0.0010	µg/L	0.200	ND	62.3	0-200			
Tetrachlorobiphenyls	0.259	0.0020	µg/L	0.400	ND	64.8	0-200			
Pentachlorobiphenyls	0.284	0.0020	µg/L	0.400	ND	71.1	0-200			
Hexachlorobiphenyls	0.270	0.0020	µg/L	0.400	ND	67.5	0-200			
Heptachlorobiphenyls	0.402	0.0030	µg/L	0.600	ND	67.0	0-200			
Octachlorobiphenyls	0.400	0.0030	µg/L	0.600	ND	66.7	0-200			
Nonachlorobiphenyls	0.732	0.0050	µg/L	1.00	ND	73.2	0-200			
Decachlorobiphenyl	0.699	0.0050	µg/L	1.00	ND	69.9	0-200			
Surrogate: Tetrachloro-m-xylene	*0.190*		µg/L	0.200		95.1	50-125			

con-test® ANALYTICAL LABORATORY
39 Spruce Street * East Longmeadow, MA 01028 * FAX 413/525-6405 * TEL. 413/525-2332

QUALITY CONTROL

PCB Homologues by GC/MS Water - Quality Control

Analyte	Result	Reporting Limit	Units	Spike Level	Source Result	%REC	%REC Limits	RPD	RPD Limit	Notes
Batch B174664 - SW-846 3510C										
Matrix Spike Dup (B174664-MSD1)		**Source: 17D0505-01**		Prepared: 04/17/17 Analyzed: 04/24/17						
Monochlorobiphenyls	0.124	0.0010	µg/L	0.200	ND	61.8	0-200	9.95		V-06
Dichlorobiphenyls	0.114	0.0010	µg/L	0.200	ND	56.8	0-200	13.1		
Trichlorobiphenyls	0.107	0.0010	µg/L	0.200	ND	53.5	0-200	15.2		
Tetrachlorobiphenyls	0.223	0.0020	µg/L	0.400	ND	55.7	0-200	15.1		
Pentachlorobiphenyls	0.239	0.0020	µg/L	0.400	ND	59.8	0-200	17.2		
Hexachlorobiphenyls	0.234	0.0020	µg/L	0.400	ND	58.4	0-200	14.3		
Heptachlorobiphenyls	0.350	0.0030	µg/L	0.600	ND	58.4	0-200	13.7		
Octachlorobiphenyls	0.346	0.0030	µg/L	0.600	ND	57.7	0-200	14.5		
Nonachlorobiphenyls	0.628	0.0050	µg/L	1.00	ND	62.8	0-200	15.3		
Decachlorobiphenyl	0.595	0.0050	µg/L	1.00	ND	59.5	0-200	16.1		
Surrogate: Tetrachloro-m-xylene	*0.168*		µg/L	0.200		84.0	50-125			

39 Spruce Street * East Longmeadow, MA 01028 * FAX 413/525-6405 * TEL. 413/525-2332

FLAG/QUALIFIER SUMMARY

*	QC result is outside of established limits.
†	Wide recovery limits established for difficult compound.
‡	Wide RPD limits established for difficult compound.
#	Data exceeded client recommended or regulatory level
ND	Not Detected
RL	Reporting Limit
DL	Method Detection Limit
MCL	Maximum Contaminant Level
	Percent recoveries and relative percent differences (RPDs) are determined by the software using values in the calculation which have not been rounded.
	No results have been blank subtracted unless specified in the case narrative section.
S-26	Surrogate outside of control limits.
V-06	Continuing calibration did not meet method specifications and was biased on the high side for this compound. Increased uncertainty is associated with the reported value which is likely to be biased on the high side.
V-20	Continuing calibration did not meet method specifications and was biased on the high side. Data validation is not affected since sample result was "not detected" for this compound.

39 Spruce Street * East Longmeadow, MA 01028 * FAX 413/525-6405 * TEL. 413/525-2332

CERTIFICATIONS

Certified Analyses included in this Report

Analyte	Certifications

No certified Analyses included in this Report

The CON-TEST Environmental Laboratory operates under the following certifications and accreditations:

Code	Description	Number	Expires
AIHA	AIHA-LAP, LLC - ISO17025:2005	100033	02/1/2018
MA	Massachusetts DEP	M-MA100	06/30/2017
CT	Connecticut Department of Publilc Health	PH-0567	09/30/2017
NY	New York State Department of Health	10899 NELAP	04/1/2018
NH-S	New Hampshire Environmental Lab	2516 NELAP	02/5/2018
RI	Rhode Island Department of Health	LAO00112	12/30/2017
NC	North Carolina Div. of Water Quality	652	12/31/2017
NJ	New Jersey DEP	MA007 NELAP	06/30/2017
FL	Florida Department of Health	E871027 NELAP	06/30/2017
VT	Vermont Department of Health Lead Laboratory	LL015036	07/30/2017
ME	State of Maine	2011028	06/9/2017
VA	Commonwealth of Virginia	460217	12/14/2017
NH-P	New Hampshire Environmental Lab	2557 NELAP	09/6/2017

CHAIN OF CUSTODY RECORD

17D0505

Rev 04.05.12

con-test® ANALYTICAL LABORATORY
Phone: 413-525-2332
Fax: 413-525-6405
Email: info@contestlabs.com
www.contestlabs.com
39 Spruce Street
East longmeadow, MA 01028

Company Name: AECOM
Telephone: 860 263 5800
Address: 500 Enterprise Drive Ste1A
Rocky Hill CT
Project #
Client PO#: 88124
Attention:
Project Location:
Sampled By: S SHEA N FLAHIVE

Project Proposal Provided? (for billing purposes)
○ yes _____ proposal date

DATA DELIVERY (check all that apply)
○ FAX ☒ EMAIL ☒ WEBSITE
Fax #
Email: matthew.rood@aecom.com
Format: ☒ PDF ☒ EXCEL ○ GIS
☒ OTHER EQuIS
○ "Enhanced Data Package"

Con-Test Lab ID (laboratory use only)	Client Sample ID / Description	Collection Beginning Date/Time	Collection Ending Date/Time	Composite	Grab	*Matrix Code	Conc Code	PCB Homolog (Method 680)	2	# of Containers
01	MW-28-20170411-1	4/11/17	1650		X			X		** Preservation
02	MW-AV17-20170411-1	4/11/17	1733		X			X		***Container Code
03	MW-AA12-20170411-1	4/11/17	1829		X			X		
04	MW-AM16-20170411-1	4/11/17	1524		X			X		
05	MW-35-20170411-1	4/11/17	1554		X			X		
06	MW-BB34-20170412-1	4/12/17	0856		X			X		
07	MW-V12-20170412-1	4/12/17	0906		X			X		
08	MW-AP28-20170412-1	4/12/17	1006		X			X		
09	MW-AG30-20170412-1	4/12/17	1122		X			X		
10	MW-Y15-20170412-1	4/12/17	1048		X			X		

ANALYSIS REQUESTED

Dissolved Metals
○ Field Filtered
○ Lab to Filter

***Cont. Code:**
A=amber glass
G=glass
P=plastic
ST=sterile
V= vial
S=summa can
T=tedlar bag
O=Other

**Preservation
I = Iced
H = HCL
M = Methanol
N = Nitric Acid
S = Sulfuric Acid
B = Sodium bisulfate
X = Na hydroxide
T = Na thiosulfate
O = Other_____

*Matrix Code:
GW= groundwater
WW= wastewater
DW= drinking water
A = air
S = soil/solid
SL = sludge
O = other_____

Comments: MW-28 is MS/MSD sample

Please use the following codes to let Con-Test know if a specific sample may be high in concentration in Matrix/Conc. Code Box:

H - High; M - Medium; L - Low; C - Clean; U - Unknown

Relinquished by: (signature)	4/12/17	Date/Time: 1530
Received by: (signature)	4/12/17	Date/Time: 15:30
Relinquished by: (signature)	4/12/17	Date/Time: 6:35
Received by: (signature)	4.12.17	Date/Time: 18:35

Turnaround ††
☐ 7-Day
☒ 10-Day
☐ Other
RUSH †
☐ †24-Hr ☐ †48-Hr
☐ †72-Hr ☐ †4-Day
† Require lab approval

Detection Limit Requirements
Massachusetts:
Connecticut:
Other:

Is your project MCP or RCP ?
○ MCP Form Required
☒ RCP Form Required
○ MA State DW Form Required PWSID # _____

NELAC & AIHA-LAP, LLC Accredited
WBE/DBE Certifie

TURNAROUND TIME STARTS AT 9:00 A.M. THE DAY AFTER SAMPLE RECEIPT UNLESS THERE ARE QUESTIONS ON YOUR CHAIN. IF THIS FORM IS NOT FILLED OUT COMPLETELY OR INCORRECT, TURNAROUND TIME WILL NOT START UNTIL ALL QUESTIONS ARE ANSWERED BY OUR CLIENT.

PLEASE BE CAREFUL NOT TO CONTAMINATE THIS DOCUMENT

Table of Contents

CHAIN OF CUSTODY RECORD

17D0505

Rev. 04.05.12

con-test® ANALYTICAL LABORATORY
Phone: 413-525-2332
Fax: 413-525-6405
Email: info@contestlabs.com
www.contestlabs.com
39 Spruce Street
East longmeadow, MA 01028

Company Name: AECOM
Address: 500 Enterprise Dr
Rocky Hill CT
Attention: Matt Rood
Project Location:
Sampled By: S.SHEA N. Flahive

Telephone: 860 263 5800
Project #: 88124
Client PO#:

DATA DELIVERY (check all that apply)
○ FAX ☒ EMAIL ☒ WEBSITE
Fax #:
Email: matthew.rood@aecom.com
Format: ☒ PDF ☒ EXCEL ○ GIS
○ OTHER EQuIS
○ "Enhanced Data Package"

Project Proposal Provided? (for billing purposes)
○ yes _____ proposal date

Con-Test Lab ID (laboratory use only)	Client Sample ID / Description	Collection Beginning Date/Time	Collection Ending Date/Time	Composite	Grab	*Matrix Code	Conc Code	# of Containers	** Preservation	***Container Code	PCB Homolog Method 680
11	MW-AH16R-20170412-1	4/12/17	1303		X			2			X
	~~MW-AH17R-20170412-1~~	~~4/12/17~~	~~1456~~		X						X

ANALYSIS REQUESTED

Dissolved Metals
○ Field Filtered
○ Lab to Filter

***Cont. Code:**
A=amber glass
G=glass
P=plastic
ST=sterile
V= vial
S=summa can
T=tedlar bag
O=Other

****Preservation**
I = Iced
H = HCL
M = Methanol
N = Nitric Acid
S = Sulfuric Acid
B = Sodium bisulfate
X = Na hydroxide
T = Na thiosulfate
O = Other_____

*Matrix Code:
GW= groundwater
WW= wastewater
DW= drinking water
A = air
S = soil/solid
SL = sludge
O = other_____

Comments:

Please use the following codes to let Con-Test know if a specific sample may be high in concentration in Matrix/Conc. Code Box:

H - High; M - Medium; L - Low; C - Clean; U - Unknown

Relinquished by: (signature)	4/12/17	Date/Time: 1530
Received by: (signature)	4/12/17	Date/Time: 15.30
Relinquished by: (signature)	4/12/17	Date/Time: 6:35
Received by: (signature)	4.12.17	Date/Time: 18:35

Turnaround #
☐ 7-Day
☒ 10-Day
☐ Other
RUSH †
☐ †24-Hr ☐ †48-Hr
☐ †72-Hr ☐ †4-Day
† Require lab approval

Detection Limit Requirements
Massachusetts:
Connecticut:
Other:

Is your project MCP or RCP ?
○ MCP Form Required
☒ RCP Form Required
○ MA State DW Form Required PWSID # _____

NELAC & AIHA-LAP, LLC Accredited
WBE/DBE Certifie

TURNAROUND TIME STARTS AT 9:00 A.M. THE DAY AFTER SAMPLE RECEIPT UNLESS THERE ARE QUESTIONS ON YOUR CHAIN. IF THIS FORM IS NOT FILLED OUT COMPLETELY OR INCORRECT, TURNAROUND TIME WILL NOT START UNTIL ALL QUESTIONS ARE ANSWERED BY OUR CLIENT.

PLEASE BE CAREFUL NOT TO CONTAMINATE THIS DOCUMENT

Table of Contents

39 Spruce St.
East Longmeadow, MA. 01028
P: 413-525-2332
F: 413-525-6405
www.contestlabs.com

CON-TEST ANALYTICAL LABORATORY

Table of Contents

Sample Receipt Checklist

CLIENT NAME: AECOM **RECEIVED BY:** PB **DATE:** 4-12-17

1) Was the chain(s) of custody relinquished and signed? Yes ✓ No ____ No COC Incl.

2) Does the chain agree with the samples? Yes ✓ No ____

If not, explain:

3) Are all the samples in good condition? Yes ✓ No ____

If not, explain:

4) How were the samples received:

On Ice ✓ Direct from Sampling ____ Ambient ____ In Cooler(s) ✓

Were the samples received in Temperature Compliance of (2-6°C)? Yes ✓ No ____ N/A ____

Temperature °C by Temp blank ____ # ____ Temperature °C by Temp gun 4.7 # 2

5) Are there Dissolved samples for the lab to filter? Yes ____ No ✓

Who was notified ____ Date ____ Time ____

6) Are there any RUSH or SHORT HOLDING TIME samples? Yes ____ No ✓

Who was notified ____ Date ____ Time ____

7) Location where samples are stored: Login

Permission to subcontract samples? Yes No
(Walk-in clients only) if not already approved
Client Signature: ____

8) Do all samples have the proper Acid pH: Yes ____ No ____ N/A ✓

9) Do all samples have the proper Base pH: Yes ____ No ____ N/A ✓

10) Was the PC notified of any discrepancies with the CoC vs the samples: Yes ____ N/A ✓

Containers received at Con-Test

	# of containers		# of containers
1 Liter Amber	26	16 oz amber	
500 mL Amber		8 oz amber/clear jar	
250 mL Amber (8oz amber)		4 oz amber/clear jar	
1 Liter Plastic		2 oz amber/clear jar	
500 mL Plastic		Plastic Bag / Ziploc	
250 mL plastic		SOC Kit	
40 mL Vial - type listed below		Perchlorate Kit	
Colisure / bacteria bottle		Flashpoint bottle	
Dissolved Oxygen bottle		Other glass jar	
Encore		Other	

40 mL vials: # HCl ____ # Methanol ____ Time and Date Frozen:

Bisulfate ____ # DI Water ____

Thiosulfate ____ Unpreserved ____

Login Sample Receipt Checklist

(Rejection Criteria Listing - Using Sample Acceptance Policy)

Any False statement will be brought to the attention of Client

Question	Answer (True/False) T/F/NA	Comment
1) The cooler's custody seal, if present, is intact.	NA	
2) The cooler or samples do not appear to have been compromised or tampered with.	T	
3) Samples were received on ice.	T	
4) Cooler Temperature is acceptable.	T	
5) Cooler Temperature is recorded.	T	
6) COC is filled out in ink and legible.	T	
7) COC is filled out with all pertinent information.	T	
8) Field Sampler's name present on COC.	T	
9) There are no discrepancies between the sample IDs on the container and the COC.	T	
10) Samples are received within Holding Time.	T	
11) Sample containers have legible labels.	T	
12) Containers are not broken or leaking.	T	
13) Air Cassettes are not broken/open.	NA	
14) Sample collection date/times are provided.	T	
15) Appropriate sample containers are used.	T	
16) Proper collection media used.	T	
17) No headspace sample bottles are completely filled.	NA	
18) There is sufficient volume for all requsted analyses, including any requested MS/MSDs.	T	
19) Trip blanks provided if applicable.	NA	
20) VOA sample vials do not have head space or bubble is <6mm (1/4") in diameter.	NA	
21) Samples do not require splitting or compositing.	T	

Who notified of False statements? **Date/Time:**

Doc #277 Rev. 4 August 2013 **Log-In Technician Initials:** PB **Date/Time:** 4.12.17 18:35

con-test® ANALYTICAL LABORATORY
39 Spruce Street * East Longmeadow, MA 01028 * FAX 413/525-6405 * TEL. 413/525-2332

May 2, 2017

Matthew Rood
AECOM Environment - Rocky Hill, CT
500 Enterprise Drive, Suite 1A
Rocky Hill, CT 06067

Project Location: Greenwich High School
Client Job Number:
Project Number: 60432356
Laboratory Work Order Number: 17D0656

Enclosed are results of analyses for samples received by the laboratory on April 14, 2017. If you have any questions concerning this report, please feel free to contact me.

Sincerely,



Aaron L. Benoit
Project Manager

Table of Contents

Sample Summary 3

Case Narrative 4

Sample Results 5

17D0656-01 5

17D0656-02 6

17D0656-03 7

17D0656-04 8

17D0656-05 9

17D0656-06 10

17D0656-07 11

17D0656-08 12

17D0656-09 13

17D0656-10 14

17D0656-11 15

Sample Preparation Information 16

QC Data 17

PCB Homologues by GC/MS Water 17

B174818 17

Flag/Qualifier Summary 19

Certifications 20

Chain of Custody/Sample Receipt 21

39 Spruce Street * East Longmeadow, MA 01028 * FAX 413/525-6405 * TEL. 413/525-2332

AECOM Environment - Rocky Hill, CT
500 Enterprise Drive, Suite 1A
Rocky Hill, CT 06067
ATTN: Matthew Rood

REPORT DATE: 5/2/2017

PURCHASE ORDER NUMBER: 88124ACM

PROJECT NUMBER: 60432356

ANALYTICAL SUMMARY

WORK ORDER NUMBER: 17D0656

The results of analyses performed on the following samples submitted to the CON-TEST Analytical Laboratory are found in this report.

PROJECT LOCATION: Greenwich High School

FIELD SAMPLE #	LAB ID:	MATRIX	SAMPLE DESCRIPTION	TEST	SUB LAB
MW-AM21-20170412-1	17D0656-01	Water		EPA 680 Modified	
MW-AP11-20170412-1	17D0656-02	Water		EPA 680 Modified	
MW-AJ19-20170412-1	17D0656-03	Water		EPA 680 Modified	
MW-R20-20170412-1	17D0656-04	Water		EPA 680 Modified	
MW-Y26-20170412-1	17D0656-05	Water		EPA 680 Modified	
MW-T23-20170412-1	17D0656-06	Water		EPA 680 Modified	
MW-Y9-20170413-1	17D0656-07	Water		EPA 680 Modified	
MW-F35-20170413-1	17D0656-08	Water		EPA 680 Modified	
MW-AA19-20170413-1	17D0656-09	Water		EPA 680 Modified	
MW-V18-20170413-1	17D0656-10	Water		EPA 680 Modified	
MW-L25-20170412	17D0656-11	Water		EPA 680 Modified	

39 Spruce Street * East Longmeadow, MA 01028 * FAX 413/525-6405 * TEL. 413/525-2332

CASE NARRATIVE SUMMARY

All reported results are within defined laboratory quality control objectives unless listed below or otherwise qualified in this report.

The results of analyses reported only relate to samples submitted to the Con-Test Analytical Laboratory for testing.
I certify that the analyses listed above, unless specifically listed as subcontracted, if any, were performed under my direction according to the approved methodologies listed in this document, and that based upon my inquiry of those individuals immediately responsible for obtaining the information, the material contained in this report is, to the best of my knowledge and belief, accurate and complete.



Lisa A. Worthington
Project Manager

con-test® ANALYTICAL LABORATORY
39 Spruce Street * East Longmeadow, MA 01028 * FAX 413/525-6405 * TEL. 413/525-2332

Project Location: Greenwich High School | Sample Description: | Work Order: 17D0656

Date Received: 4/14/2017

Field Sample #: MW-AM21-20170412-1 | Sampled: 4/12/2017 14:55

Sample ID: 17D0656-01

Sample Matrix: Water

PCB Homologues by GC/MS Water

Analyte	Results	RL	Units	Dilution	Flag/Qual	Method	Date Prepared	Date/Time Analyzed	Analyst
Monochlorobiphenyls	ND	0.0010	µg/L	1		EPA 680 Modified	4/19/17	4/28/17 17:49	CJM
Dichlorobiphenyls	0.0072	0.0010	µg/L	1		EPA 680 Modified	4/19/17	4/28/17 17:49	CJM
Trichlorobiphenyls	0.022	0.0010	µg/L	1		EPA 680 Modified	4/19/17	4/28/17 17:49	CJM
Tetrachlorobiphenyls	0.015	0.0020	µg/L	1		EPA 680 Modified	4/19/17	4/28/17 17:49	CJM
Pentachlorobiphenyls	ND	0.0020	µg/L	1		EPA 680 Modified	4/19/17	4/28/17 17:49	CJM
Hexachlorobiphenyls	ND	0.0020	µg/L	1		EPA 680 Modified	4/19/17	4/28/17 17:49	CJM
Heptachlorobiphenyls	ND	0.0031	µg/L	1		EPA 680 Modified	4/19/17	4/28/17 17:49	CJM
Octachlorobiphenyls	ND	0.0031	µg/L	1		EPA 680 Modified	4/19/17	4/28/17 17:49	CJM
Nonachlorobiphenyls	ND	0.0051	µg/L	1		EPA 680 Modified	4/19/17	4/28/17 17:49	CJM
Decachlorobiphenyl	ND	0.0051	µg/L	1		EPA 680 Modified	4/19/17	4/28/17 17:49	CJM
Total Polychlorinated biphenyls	0.044		µg/L	1		EPA 680 Modified	4/19/17	4/28/17 17:49	CJM

Surrogates	% Recovery	Recovery Limits	Flag/Qual	
Tetrachloro-m-xylene	91.7	50-125		4/28/17 17:49

con-test® ANALYTICAL LABORATORY
39 Spruce Street * East Longmeadow, MA 01028 * FAX 413/525-6405 * TEL. 413/525-2332

Project Location: Greenwich High School | Sample Description: | Work Order: 17D0656

Date Received: 4/14/2017

Field Sample #: MW-AP11-20170412-1 | Sampled: 4/12/2017 17:00

Sample ID: 17D0656-02

Sample Matrix: Water

PCB Homologues by GC/MS Water

Analyte	Results	RL	Units	Dilution	Flag/Qual	Method	Date Prepared	Date/Time Analyzed	Analyst
Monochlorobiphenyls	0.0029	0.0010	µg/L	1		EPA 680 Modified	4/19/17	4/28/17 18:26	CJM
Dichlorobiphenyls	0.0014	0.0010	µg/L	1		EPA 680 Modified	4/19/17	4/28/17 18:26	CJM
Trichlorobiphenyls	ND	0.0010	µg/L	1		EPA 680 Modified	4/19/17	4/28/17 18:26	CJM
Tetrachlorobiphenyls	ND	0.0021	µg/L	1		EPA 680 Modified	4/19/17	4/28/17 18:26	CJM
Pentachlorobiphenyls	ND	0.0021	µg/L	1		EPA 680 Modified	4/19/17	4/28/17 18:26	CJM
Hexachlorobiphenyls	ND	0.0021	µg/L	1		EPA 680 Modified	4/19/17	4/28/17 18:26	CJM
Heptachlorobiphenyls	ND	0.0031	µg/L	1		EPA 680 Modified	4/19/17	4/28/17 18:26	CJM
Octachlorobiphenyls	ND	0.0031	µg/L	1		EPA 680 Modified	4/19/17	4/28/17 18:26	CJM
Nonachlorobiphenyls	ND	0.0052	µg/L	1		EPA 680 Modified	4/19/17	4/28/17 18:26	CJM
Decachlorobiphenyl	ND	0.0052	µg/L	1		EPA 680 Modified	4/19/17	4/28/17 18:26	CJM
Total Polychlorinated biphenyls	0.0043		µg/L	1		EPA 680 Modified	4/19/17	4/28/17 18:26	CJM

Surrogates	% Recovery	Recovery Limits	Flag/Qual	
Tetrachloro-m-xylene	83.7	50-125		4/28/17 18:26

con-test® ANALYTICAL LABORATORY
39 Spruce Street * East Longmeadow, MA 01028 * FAX 413/525-6405 * TEL. 413/525-2332

Project Location: Greenwich High School | Sample Description: | Work Order: 17D0656

Date Received: 4/14/2017

Field Sample #: MW-AJ19-20170412-1 | Sampled: 4/12/2017 18:20

Sample ID: 17D0656-03

Sample Matrix: Water

PCB Homologues by GC/MS Water

Analyte	Results	RL	Units	Dilution	Flag/Qual	Method	Date Prepared	Date/Time Analyzed	Analyst
Monochlorobiphenyls	ND	0.0010	µg/L	1		EPA 680 Modified	4/19/17	4/28/17 19:03	CJM
Dichlorobiphenyls	ND	0.0010	µg/L	1		EPA 680 Modified	4/19/17	4/28/17 19:03	CJM
Trichlorobiphenyls	ND	0.0010	µg/L	1		EPA 680 Modified	4/19/17	4/28/17 19:03	CJM
Tetrachlorobiphenyls	ND	0.0020	µg/L	1		EPA 680 Modified	4/19/17	4/28/17 19:03	CJM
Pentachlorobiphenyls	ND	0.0020	µg/L	1		EPA 680 Modified	4/19/17	4/28/17 19:03	CJM
Hexachlorobiphenyls	ND	0.0020	µg/L	1		EPA 680 Modified	4/19/17	4/28/17 19:03	CJM
Heptachlorobiphenyls	ND	0.0030	µg/L	1		EPA 680 Modified	4/19/17	4/28/17 19:03	CJM
Octachlorobiphenyls	ND	0.0030	µg/L	1		EPA 680 Modified	4/19/17	4/28/17 19:03	CJM
Nonachlorobiphenyls	ND	0.0050	µg/L	1		EPA 680 Modified	4/19/17	4/28/17 19:03	CJM
Decachlorobiphenyl	ND	0.0050	µg/L	1		EPA 680 Modified	4/19/17	4/28/17 19:03	CJM
Total Polychlorinated biphenyls	0.0		µg/L	1		EPA 680 Modified	4/19/17	4/28/17 19:03	CJM

Surrogates	% Recovery	Recovery Limits	Flag/Qual				
Tetrachloro-m-xylene	96.3	50-125				4/28/17 19:03	

con-test® ANALYTICAL LABORATORY
39 Spruce Street * East Longmeadow, MA 01028 * FAX 413/525-6405 * TEL. 413/525-2332

Project Location: Greenwich High School | Sample Description: | Work Order: 17D0656

Date Received: 4/14/2017

Field Sample #: MW-R20-20170412-1 | Sampled: 4/12/2017 16:57

Sample ID: 17D0656-04

Sample Matrix: Water

PCB Homologues by GC/MS Water

Analyte	Results	RL	Units	Dilution	Flag/Qual	Method	Date Prepared	Date/Time Analyzed	Analyst
Monochlorobiphenyls	0.0024	0.0010	µg/L	1		EPA 680 Modified	4/19/17	4/28/17 19:41	CJM
Dichlorobiphenyls	ND	0.0010	µg/L	1		EPA 680 Modified	4/19/17	4/28/17 19:41	CJM
Trichlorobiphenyls	ND	0.0010	µg/L	1		EPA 680 Modified	4/19/17	4/28/17 19:41	CJM
Tetrachlorobiphenyls	ND	0.0020	µg/L	1		EPA 680 Modified	4/19/17	4/28/17 19:41	CJM
Pentachlorobiphenyls	ND	0.0020	µg/L	1		EPA 680 Modified	4/19/17	4/28/17 19:41	CJM
Hexachlorobiphenyls	ND	0.0020	µg/L	1		EPA 680 Modified	4/19/17	4/28/17 19:41	CJM
Heptachlorobiphenyls	ND	0.0030	µg/L	1		EPA 680 Modified	4/19/17	4/28/17 19:41	CJM
Octachlorobiphenyls	ND	0.0030	µg/L	1		EPA 680 Modified	4/19/17	4/28/17 19:41	CJM
Nonachlorobiphenyls	ND	0.0050	µg/L	1		EPA 680 Modified	4/19/17	4/28/17 19:41	CJM
Decachlorobiphenyl	ND	0.0050	µg/L	1		EPA 680 Modified	4/19/17	4/28/17 19:41	CJM
Total Polychlorinated biphenyls	0.0024		µg/L	1		EPA 680 Modified	4/19/17	4/28/17 19:41	CJM

Surrogates	% Recovery	Recovery Limits	Flag/Qual	
Tetrachloro-m-xylene	95.8	50-125		4/28/17 19:41

con-test® ANALYTICAL LABORATORY
39 Spruce Street * East Longmeadow, MA 01028 * FAX 413/525-6405 * TEL. 413/525-2332

Project Location: Greenwich High School | Sample Description: | Work Order: 17D0656

Date Received: 4/14/2017

Field Sample #: MW-Y26-20170412-1 | Sampled: 4/12/2017 14:57

Sample ID: 17D0656-05

Sample Matrix: Water

PCB Homologues by GC/MS Water

Analyte	Results	RL	Units	Dilution	Flag/Qual	Method	Date Prepared	Date/Time Analyzed	Analyst
Monochlorobiphenyls	ND	0.0011	µg/L	1		EPA 680 Modified	4/19/17	4/28/17 20:18	CJM
Dichlorobiphenyls	ND	0.0011	µg/L	1		EPA 680 Modified	4/19/17	4/28/17 20:18	CJM
Trichlorobiphenyls	ND	0.0011	µg/L	1		EPA 680 Modified	4/19/17	4/28/17 20:18	CJM
Tetrachlorobiphenyls	ND	0.0022	µg/L	1		EPA 680 Modified	4/19/17	4/28/17 20:18	CJM
Pentachlorobiphenyls	ND	0.0022	µg/L	1		EPA 680 Modified	4/19/17	4/28/17 20:18	CJM
Hexachlorobiphenyls	ND	0.0022	µg/L	1		EPA 680 Modified	4/19/17	4/28/17 20:18	CJM
Heptachlorobiphenyls	ND	0.0033	µg/L	1		EPA 680 Modified	4/19/17	4/28/17 20:18	CJM
Octachlorobiphenyls	ND	0.0033	µg/L	1		EPA 680 Modified	4/19/17	4/28/17 20:18	CJM
Nonachlorobiphenyls	ND	0.0056	µg/L	1		EPA 680 Modified	4/19/17	4/28/17 20:18	CJM
Decachlorobiphenyl	ND	0.0056	µg/L	1		EPA 680 Modified	4/19/17	4/28/17 20:18	CJM
Total Polychlorinated biphenyls	0.0		µg/L	1		EPA 680 Modified	4/19/17	4/28/17 20:18	CJM

Surrogates	% Recovery	Recovery Limits	Flag/Qual		
Tetrachloro-m-xylene	85.3	50-125			4/28/17 20:18

con-test® ANALYTICAL LABORATORY
39 Spruce Street * East Longmeadow, MA 01028 * FAX 413/525-6405 * TEL. 413/525-2332

Project Location: Greenwich High School | Sample Description: | Work Order: 17D0656

Date Received: 4/14/2017

Field Sample #: MW-T23-20170412-1 | Sampled: 4/12/2017 15:27

Sample ID: 17D0656-06

Sample Matrix: Water

PCB Homologues by GC/MS Water

Analyte	Results	RL	Units	Dilution	Flag/Qual	Method	Date Prepared	Date/Time Analyzed	Analyst
Monochlorobiphenyls	ND	0.0010	µg/L	1		EPA 680 Modified	4/19/17	4/28/17 20:56	CJM
Dichlorobiphenyls	ND	0.0010	µg/L	1		EPA 680 Modified	4/19/17	4/28/17 20:56	CJM
Trichlorobiphenyls	ND	0.0010	µg/L	1		EPA 680 Modified	4/19/17	4/28/17 20:56	CJM
Tetrachlorobiphenyls	ND	0.0020	µg/L	1		EPA 680 Modified	4/19/17	4/28/17 20:56	CJM
Pentachlorobiphenyls	ND	0.0020	µg/L	1		EPA 680 Modified	4/19/17	4/28/17 20:56	CJM
Hexachlorobiphenyls	ND	0.0020	µg/L	1		EPA 680 Modified	4/19/17	4/28/17 20:56	CJM
Heptachlorobiphenyls	ND	0.0030	µg/L	1		EPA 680 Modified	4/19/17	4/28/17 20:56	CJM
Octachlorobiphenyls	ND	0.0030	µg/L	1		EPA 680 Modified	4/19/17	4/28/17 20:56	CJM
Nonachlorobiphenyls	ND	0.0050	µg/L	1		EPA 680 Modified	4/19/17	4/28/17 20:56	CJM
Decachlorobiphenyl	ND	0.0050	µg/L	1		EPA 680 Modified	4/19/17	4/28/17 20:56	CJM
Total Polychlorinated biphenyls	0.0		µg/L	1		EPA 680 Modified	4/19/17	4/28/17 20:56	CJM

Surrogates	% Recovery	Recovery Limits	Flag/Qual		
Tetrachloro-m-xylene	89.7	50-125			4/28/17 20:56

con-test® ANALYTICAL LABORATORY
39 Spruce Street * East Longmeadow, MA 01028 * FAX 413/525-6405 * TEL. 413/525-2332

Project Location: Greenwich High School | Sample Description: | Work Order: 17D0656

Date Received: 4/14/2017

Field Sample #: MW-Y9-20170413-1 | Sampled: 4/13/2017 10:30

Sample ID: 17D0656-07

Sample Matrix: Water

PCB Homologues by GC/MS Water

Analyte	Results	RL	Units	Dilution	Flag/Qual	Method	Date Prepared	Date/Time Analyzed	Analyst
Monochlorobiphenyls	ND	0.0010	µg/L	1		EPA 680 Modified	4/19/17	4/28/17 21:33	CJM
Dichlorobiphenyls	ND	0.0010	µg/L	1		EPA 680 Modified	4/19/17	4/28/17 21:33	CJM
Trichlorobiphenyls	ND	0.0010	µg/L	1		EPA 680 Modified	4/19/17	4/28/17 21:33	CJM
Tetrachlorobiphenyls	ND	0.0020	µg/L	1		EPA 680 Modified	4/19/17	4/28/17 21:33	CJM
Pentachlorobiphenyls	ND	0.0020	µg/L	1		EPA 680 Modified	4/19/17	4/28/17 21:33	CJM
Hexachlorobiphenyls	ND	0.0020	µg/L	1		EPA 680 Modified	4/19/17	4/28/17 21:33	CJM
Heptachlorobiphenyls	ND	0.0031	µg/L	1		EPA 680 Modified	4/19/17	4/28/17 21:33	CJM
Octachlorobiphenyls	ND	0.0031	µg/L	1		EPA 680 Modified	4/19/17	4/28/17 21:33	CJM
Nonachlorobiphenyls	ND	0.0051	µg/L	1		EPA 680 Modified	4/19/17	4/28/17 21:33	CJM
Decachlorobiphenyl	ND	0.0051	µg/L	1		EPA 680 Modified	4/19/17	4/28/17 21:33	CJM
Total Polychlorinated biphenyls	0.0		µg/L	1		EPA 680 Modified	4/19/17	4/28/17 21:33	CJM

Surrogates	% Recovery	Recovery Limits	Flag/Qual		
Tetrachloro-m-xylene	88.9	50-125			4/28/17 21:33

con-test® ANALYTICAL LABORATORY
39 Spruce Street * East Longmeadow, MA 01028 * FAX 413/525-6405 * TEL. 413/525-2332

Project Location: Greenwich High School | Sample Description: | Work Order: 17D0656

Date Received: 4/14/2017

Field Sample #: MW-F35-20170413-1 | Sampled: 4/13/2017 08:30

Sample ID: 17D0656-08

Sample Matrix: Water

PCB Homologues by GC/MS Water

Analyte	Results	RL	Units	Dilution	Flag/Qual	Method	Date Prepared	Date/Time Analyzed	Analyst
Monochlorobiphenyls	ND	0.0010	µg/L	1		EPA 680 Modified	4/19/17	4/28/17 22:10	CJM
Dichlorobiphenyls	ND	0.0010	µg/L	1		EPA 680 Modified	4/19/17	4/28/17 22:10	CJM
Trichlorobiphenyls	ND	0.0010	µg/L	1		EPA 680 Modified	4/19/17	4/28/17 22:10	CJM
Tetrachlorobiphenyls	ND	0.0020	µg/L	1		EPA 680 Modified	4/19/17	4/28/17 22:10	CJM
Pentachlorobiphenyls	ND	0.0020	µg/L	1		EPA 680 Modified	4/19/17	4/28/17 22:10	CJM
Hexachlorobiphenyls	ND	0.0020	µg/L	1		EPA 680 Modified	4/19/17	4/28/17 22:10	CJM
Heptachlorobiphenyls	ND	0.0030	µg/L	1		EPA 680 Modified	4/19/17	4/28/17 22:10	CJM
Octachlorobiphenyls	ND	0.0030	µg/L	1		EPA 680 Modified	4/19/17	4/28/17 22:10	CJM
Nonachlorobiphenyls	ND	0.0050	µg/L	1		EPA 680 Modified	4/19/17	4/28/17 22:10	CJM
Decachlorobiphenyl	ND	0.0050	µg/L	1		EPA 680 Modified	4/19/17	4/28/17 22:10	CJM
Total Polychlorinated biphenyls	0.0		µg/L	1		EPA 680 Modified	4/19/17	4/28/17 22:10	CJM

Surrogates	% Recovery	Recovery Limits	Flag/Qual		
Tetrachloro-m-xylene	101	50-125			4/28/17 22:10

con-test® ANALYTICAL LABORATORY
39 Spruce Street * East Longmeadow, MA 01028 * FAX 413/525-6405 * TEL. 413/525-2332

Project Location: Greenwich High School | Sample Description: | Work Order: 17D0656

Date Received: 4/14/2017

Field Sample #: MW-AA19-20170413-1 | Sampled: 4/13/2017 08:30

Sample ID: 17D0656-09

Sample Matrix: Water

PCB Homologues by GC/MS Water

Analyte	Results	RL	Units	Dilution	Flag/Qual	Method	Date Prepared	Date/Time Analyzed	Analyst
Monochlorobiphenyls	ND	0.0011	µg/L	1		EPA 680 Modified	4/19/17	4/28/17 22:48	CJM
Dichlorobiphenyls	ND	0.0011	µg/L	1		EPA 680 Modified	4/19/17	4/28/17 22:48	CJM
Trichlorobiphenyls	ND	0.0011	µg/L	1		EPA 680 Modified	4/19/17	4/28/17 22:48	CJM
Tetrachlorobiphenyls	ND	0.0022	µg/L	1		EPA 680 Modified	4/19/17	4/28/17 22:48	CJM
Pentachlorobiphenyls	ND	0.0022	µg/L	1		EPA 680 Modified	4/19/17	4/28/17 22:48	CJM
Hexachlorobiphenyls	ND	0.0022	µg/L	1		EPA 680 Modified	4/19/17	4/28/17 22:48	CJM
Heptachlorobiphenyls	ND	0.0033	µg/L	1		EPA 680 Modified	4/19/17	4/28/17 22:48	CJM
Octachlorobiphenyls	ND	0.0033	µg/L	1		EPA 680 Modified	4/19/17	4/28/17 22:48	CJM
Nonachlorobiphenyls	ND	0.0055	µg/L	1		EPA 680 Modified	4/19/17	4/28/17 22:48	CJM
Decachlorobiphenyl	ND	0.0055	µg/L	1		EPA 680 Modified	4/19/17	4/28/17 22:48	CJM
Total Polychlorinated biphenyls	0.0		µg/L	1		EPA 680 Modified	4/19/17	4/28/17 22:48	CJM

Surrogates	% Recovery	Recovery Limits	Flag/Qual		
Tetrachloro-m-xylene	87.9	50-125		4/28/17 22:48	

con-test® ANALYTICAL LABORATORY
39 Spruce Street * East Longmeadow, MA 01028 * FAX 413/525-6405 * TEL. 413/525-2332

Project Location: Greenwich High School | Sample Description: | Work Order: 17D0656

Date Received: 4/14/2017

Field Sample #: MW-V18-20170413-1 | Sampled: 4/13/2017 09:58

Sample ID: 17D0656-10

Sample Matrix: Water

PCB Homologues by GC/MS Water

Analyte	Results	RL	Units	Dilution	Flag/Qual	Method	Date Prepared	Date/Time Analyzed	Analyst
Monochlorobiphenyls	0.0023	0.0010	µg/L	1		EPA 680 Modified	4/19/17	4/28/17 23:25	CJM
Dichlorobiphenyls	0.0091	0.0010	µg/L	1		EPA 680 Modified	4/19/17	4/28/17 23:25	CJM
Trichlorobiphenyls	0.022	0.0010	µg/L	1		EPA 680 Modified	4/19/17	4/28/17 23:25	CJM
Tetrachlorobiphenyls	0.015	0.0020	µg/L	1		EPA 680 Modified	4/19/17	4/28/17 23:25	CJM
Pentachlorobiphenyls	ND	0.0020	µg/L	1		EPA 680 Modified	4/19/17	4/28/17 23:25	CJM
Hexachlorobiphenyls	ND	0.0020	µg/L	1		EPA 680 Modified	4/19/17	4/28/17 23:25	CJM
Heptachlorobiphenyls	ND	0.0030	µg/L	1		EPA 680 Modified	4/19/17	4/28/17 23:25	CJM
Octachlorobiphenyls	ND	0.0030	µg/L	1		EPA 680 Modified	4/19/17	4/28/17 23:25	CJM
Nonachlorobiphenyls	ND	0.0050	µg/L	1		EPA 680 Modified	4/19/17	4/28/17 23:25	CJM
Decachlorobiphenyl	ND	0.0050	µg/L	1		EPA 680 Modified	4/19/17	4/28/17 23:25	CJM
Total Polychlorinated biphenyls	0.048		µg/L	1		EPA 680 Modified	4/19/17	4/28/17 23:25	CJM

Surrogates	% Recovery	Recovery Limits	Flag/Qual		
Tetrachloro-m-xylene	97.1	50-125			4/28/17 23:25

con-test® ANALYTICAL LABORATORY
39 Spruce Street * East Longmeadow, MA 01028 * FAX 413/525-6405 * TEL. 413/525-2332

Project Location: Greenwich High School | Sample Description: | Work Order: 17D0656

Date Received: 4/14/2017

Field Sample #: MW-L25-20170412 | Sampled: 4/12/2017 18:37

Sample ID: 17D0656-11

Sample Matrix: Water

PCB Homologues by GC/MS Water

Analyte	Results	RL	Units	Dilution	Flag/Qual	Method	Date Prepared	Date/Time Analyzed	Analyst
Monochlorobiphenyls	ND	0.0010	µg/L	1		EPA 680 Modified	4/19/17	4/29/17 0:03	CJM
Dichlorobiphenyls	ND	0.0010	µg/L	1		EPA 680 Modified	4/19/17	4/29/17 0:03	CJM
Trichlorobiphenyls	ND	0.0010	µg/L	1		EPA 680 Modified	4/19/17	4/29/17 0:03	CJM
Tetrachlorobiphenyls	ND	0.0020	µg/L	1		EPA 680 Modified	4/19/17	4/29/17 0:03	CJM
Pentachlorobiphenyls	ND	0.0020	µg/L	1		EPA 680 Modified	4/19/17	4/29/17 0:03	CJM
Hexachlorobiphenyls	ND	0.0020	µg/L	1		EPA 680 Modified	4/19/17	4/29/17 0:03	CJM
Heptachlorobiphenyls	ND	0.0030	µg/L	1		EPA 680 Modified	4/19/17	4/29/17 0:03	CJM
Octachlorobiphenyls	ND	0.0030	µg/L	1		EPA 680 Modified	4/19/17	4/29/17 0:03	CJM
Nonachlorobiphenyls	ND	0.0050	µg/L	1		EPA 680 Modified	4/19/17	4/29/17 0:03	CJM
Decachlorobiphenyl	ND	0.0050	µg/L	1		EPA 680 Modified	4/19/17	4/29/17 0:03	CJM
Total Polychlorinated biphenyls	0.0		µg/L	1		EPA 680 Modified	4/19/17	4/29/17 0:03	CJM

Surrogates	% Recovery	Recovery Limits	Flag/Qual	
Tetrachloro-m-xylene	88.3	50-125		4/29/17 0:03

39 Spruce Street * East Longmeadow, MA 01028 * FAX 413/525-6405 * TEL. 413/525-2332

Sample Extraction Data

Prep Method: SW-846 3510C-EPA 680 Modified

Lab Number [Field ID]	Batch	Initial [mL]	Final [mL]	Date
17D0656-01 [MW-AM21-20170412-1]	B174818	980	1.00	04/19/17
17D0656-02 [MW-AP11-20170412-1]	B174818	960	1.00	04/19/17
17D0656-03 [MW-AJ19-20170412-1]	B174818	1000	1.00	04/19/17
17D0656-04 [MW-R20-20170412-1]	B174818	1000	1.00	04/19/17
17D0656-05 [MW-Y26-20170412-1]	B174818	900	1.00	04/19/17
17D0656-06 [MW-T23-20170412-1]	B174818	1000	1.00	04/19/17
17D0656-07 [MW-Y9-20170413-1]	B174818	980	1.00	04/19/17
17D0656-08 [MW-F35-20170413-1]	B174818	1000	1.00	04/19/17
17D0656-09 [MW-AA19-20170413-1]	B174818	910	1.00	04/19/17
17D0656-10 [MW-V18-20170413-1]	B174818	1000	1.00	04/19/17
17D0656-11 [MW-L25-20170412]	B174818	1000	1.00	04/19/17

con-test® ANALYTICAL LABORATORY
39 Spruce Street * East Longmeadow, MA 01028 * FAX 413/525-6405 * TEL. 413/525-2332

QUALITY CONTROL

PCB Homologues by GC/MS Water - Quality Control

Analyte	Result	Reporting Limit	Units	Spike Level	Source Result	%REC	%REC Limits	RPD	RPD Limit	Notes
Batch B174818 - SW-846 3510C										
Blank (B174818-BLK1)				Prepared: 04/19/17 Analyzed: 04/28/17						
Monochlorobiphenyls	ND	0.0010	µg/L							
Dichlorobiphenyls	ND	0.0010	µg/L							
Trichlorobiphenyls	ND	0.0010	µg/L							
Tetrachlorobiphenyls	ND	0.0020	µg/L							
Pentachlorobiphenyls	ND	0.0020	µg/L							
Hexachlorobiphenyls	ND	0.0020	µg/L							
Heptachlorobiphenyls	ND	0.0030	µg/L							
Octachlorobiphenyls	ND	0.0030	µg/L							
Nonachlorobiphenyls	ND	0.0050	µg/L							
Decachlorobiphenyl	ND	0.0050	µg/L							
Total Polychlorinated biphenyls	0.0		µg/L							
Surrogate: Tetrachloro-m-xylene	*0.198*		µg/L	0.200		99.2	50-125			
LCS (B174818-BS1)				Prepared: 04/19/17 Analyzed: 04/28/17						
Monochlorobiphenyls	0.11	0.0010	µg/L	0.200		55.1	40-140			
Dichlorobiphenyls	0.11	0.0010	µg/L	0.200		56.3	40-140			
Trichlorobiphenyls	0.11	0.0010	µg/L	0.200		54.3	40-140			
Tetrachlorobiphenyls	0.23	0.0020	µg/L	0.400		56.8	40-140			
Pentachlorobiphenyls	0.23	0.0020	µg/L	0.400		58.4	40-140			
Hexachlorobiphenyls	0.24	0.0020	µg/L	0.400		59.8	40-140			
Heptachlorobiphenyls	0.36	0.0030	µg/L	0.600		59.6	40-140			
Octachlorobiphenyls	0.34	0.0030	µg/L	0.600		57.5	40-140			
Nonachlorobiphenyls	0.66	0.0050	µg/L	1.00		66.2	40-140			
Decachlorobiphenyl	0.60	0.0050	µg/L	1.00		60.0	40-140			
Surrogate: Tetrachloro-m-xylene	*0.182*		µg/L	0.200		91.1	50-125			
LCS Dup (B174818-BSD1)				Prepared: 04/19/17 Analyzed: 04/28/17						
Monochlorobiphenyls	0.12	0.0010	µg/L	0.200		59.1	40-140	6.95	50	
Dichlorobiphenyls	0.12	0.0010	µg/L	0.200		60.8	40-140	7.73	50	
Trichlorobiphenyls	0.12	0.0010	µg/L	0.200		59.2	40-140	8.71	50	
Tetrachlorobiphenyls	0.25	0.0020	µg/L	0.400		61.5	40-140	7.98	50	
Pentachlorobiphenyls	0.26	0.0020	µg/L	0.400		64.8	40-140	10.4	50	
Hexachlorobiphenyls	0.26	0.0020	µg/L	0.400		65.2	40-140	8.59	50	
Heptachlorobiphenyls	0.39	0.0030	µg/L	0.600		64.4	40-140	7.74	50	
Octachlorobiphenyls	0.38	0.0030	µg/L	0.600		63.2	40-140	9.49	50	
Nonachlorobiphenyls	0.71	0.0050	µg/L	1.00		70.6	40-140	6.42	50	
Decachlorobiphenyl	0.64	0.0050	µg/L	1.00		63.8	40-140	6.04	50	
Surrogate: Tetrachloro-m-xylene	*0.178*		µg/L	0.200		89.0	50-125			
Matrix Spike (B174818-MS1)	**Source: 17D0656-11**			Prepared: 04/19/17 Analyzed: 04/28/17						
Monochlorobiphenyls	0.122	0.0010	µg/L	0.200	ND	60.8	0-200			
Dichlorobiphenyls	0.127	0.0010	µg/L	0.200	ND	63.5	0-200			
Trichlorobiphenyls	0.125	0.0010	µg/L	0.200	ND	62.5	0-200			
Tetrachlorobiphenyls	0.260	0.0020	µg/L	0.400	ND	65.1	0-200			
Pentachlorobiphenyls	0.269	0.0020	µg/L	0.400	ND	67.4	0-200			
Hexachlorobiphenyls	0.275	0.0020	µg/L	0.400	ND	68.8	0-200			
Heptachlorobiphenyls	0.406	0.0030	µg/L	0.600	ND	67.7	0-200			
Octachlorobiphenyls	0.401	0.0030	µg/L	0.600	ND	66.8	0-200			
Nonachlorobiphenyls	0.744	0.0050	µg/L	1.00	ND	74.4	0-200			
Decachlorobiphenyl	0.674	0.0050	µg/L	1.00	ND	67.4	0-200			
Surrogate: Tetrachloro-m-xylene	*0.182*		µg/L	0.200		90.8	50-125			

con-test® ANALYTICAL LABORATORY
39 Spruce Street * East Longmeadow, MA 01028 * FAX 413/525-6405 * TEL. 413/525-2332

QUALITY CONTROL

PCB Homologues by GC/MS Water - Quality Control

Analyte	Result	Reporting Limit	Units	Spike Level	Source Result	%REC	%REC Limits	RPD	RPD Limit	Notes
Batch B174818 - SW-846 3510C										
Matrix Spike Dup (B174818-MSD1)		**Source: 17D0656-11**		Prepared: 04/19/17 Analyzed: 04/28/17						
Monochlorobiphenyls	0.120	0.0010	µg/L	0.200	ND	60.0	0-200	1.35		
Dichlorobiphenyls	0.123	0.0010	µg/L	0.200	ND	61.7	0-200	2.77		
Trichlorobiphenyls	0.121	0.0010	µg/L	0.200	ND	60.5	0-200	3.25		
Tetrachlorobiphenyls	0.256	0.0020	µg/L	0.400	ND	64.0	0-200	1.68		
Pentachlorobiphenyls	0.259	0.0020	µg/L	0.400	ND	64.8	0-200	3.84		
Hexachlorobiphenyls	0.265	0.0020	µg/L	0.400	ND	66.2	0-200	3.81		
Heptachlorobiphenyls	0.392	0.0030	µg/L	0.600	ND	65.3	0-200	3.64		
Octachlorobiphenyls	0.386	0.0030	µg/L	0.600	ND	64.4	0-200	3.68		
Nonachlorobiphenyls	0.715	0.0050	µg/L	1.00	ND	71.5	0-200	3.91		
Decachlorobiphenyl	0.647	0.0050	µg/L	1.00	ND	64.7	0-200	3.99		
Surrogate: Tetrachloro-m-xylene	*0.180*		µg/L	0.200		89.8	50-125			

39 Spruce Street * East Longmeadow, MA 01028 * FAX 413/525-6405 * TEL. 413/525-2332

FLAG/QUALIFIER SUMMARY

*	QC result is outside of established limits.
†	Wide recovery limits established for difficult compound.
‡	Wide RPD limits established for difficult compound.
#	Data exceeded client recommended or regulatory level
ND	Not Detected
RL	Reporting Limit
DL	Method Detection Limit
MCL	Maximum Contaminant Level

Percent recoveries and relative percent differences (RPDs) are determined by the software using values in the calculation which have not been rounded.

No results have been blank subtracted unless specified in the case narrative section.

39 Spruce Street * East Longmeadow, MA 01028 * FAX 413/525-6405 * TEL. 413/525-2332

CERTIFICATIONS

Certified Analyses included in this Report

Analyte	Certifications

No certified Analyses included in this Report

The CON-TEST Environmental Laboratory operates under the following certifications and accreditations:

Code	Description	Number	Expires
AIHA	AIHA-LAP, LLC - ISO17025:2005	100033	02/1/2018
MA	Massachusetts DEP	M-MA100	06/30/2017
CT	Connecticut Department of Publilc Health	PH-0567	09/30/2017
NY	New York State Department of Health	10899 NELAP	04/1/2018
NH-S	New Hampshire Environmental Lab	2516 NELAP	02/5/2018
RI	Rhode Island Department of Health	LAO00112	12/30/2017
NC	North Carolina Div. of Water Quality	652	12/31/2017
NJ	New Jersey DEP	MA007 NELAP	06/30/2017
FL	Florida Department of Health	E871027 NELAP	06/30/2017
VT	Vermont Department of Health Lead Laboratory	LL015036	07/30/2017
ME	State of Maine	2011028	06/9/2017
VA	Commonwealth of Virginia	460217	12/14/2017
NH-P	New Hampshire Environmental Lab	2557 NELAP	09/6/2017

CHAIN OF CUSTODY RECORD

17D0656

Rev. 04.05.12

con-test® ANALYTICAL LABORATORY
Phone: 413-525-2332
Fax: 413-525-6405
Email: info@contestlabs.com
www.contestlabs.com
39 Spruce Street
East longmeadow, MA 01028

Company Name: AECOM
Address: 500 Enterprise Drive Suite A
Rocky Hill CT
Attention: Matt Read
Project Location: Greenwich CT
Sampled By: S. SHEA N. FLAHIVE

Telephone: 860 263 5800
Project #
Client PO# 88124

DATA DELIVERY (check all that apply)
○ FAX ☒ EMAIL ☒ WEBSITE
Fax #
Email: matthew.Read@aecom.com
Format: ☒ PDF ☒ EXCEL ○ GIS
○ OTHER EQUIS
○ "Enhanced Data Package"

Project Proposal Provided? (for billing purposes)
○ yes _____ proposal date

Con-Test Lab ID (laboratory use only)	Client Sample ID / Description	Collection Beginning Date/Time	Collection Ending Date/Time	Composite	Grab	*Matrix Code	Conc Code	2	Homolog PCBs Method 1680	# of Containers
1	MW-AM21-20170412-1	4/12/17	1455		X			X		
2	MW-AP14-20170412-1	4/12/17	1700		X			X		
3	MW-AJ19-20170412-1	4/12/17	1820		X			X		
4	MW-R20-20170412-1	4/12/17	1657		X			X		
5	MW-Y26-20170412-1	4/12/17	1457		X			X		
6	MW-T23-20170412-1	4/12/17	1527		X			X		
7	MW-Y9-20170413-1	4/13/17	1030		X			X		
8	MW-T35-20170413-1	4/13/17	0830		X			X		
9	MW-AA19-20170413-1	4/13/17	0830		X			X		
10	MW-V18-20170413-1	4/13/17	0958		X			X		

ANALYSIS REQUESTED

Dissolved Metals
○ Field Filtered
○ Lab to Filter

***Container Code
**Preservation

***Cont. Code:**
A=amber glass
G=glass
P=plastic
ST=sterile
V= vial
S=summa can
T=tedlar bag
O=Other

****Preservation**
I = Iced
H = HCL
M = Methanol
N = Nitric Acid
S = Sulfuric Acid
B = Sodium bisulfate
X = Na hydroxide
T = Na thiosulfate
O = Other_____

*Matrix Code:
GW= groundwater
WW= wastewater
DW= drinking water
A = air
S = soil/solid
SL = sludge
O = other_____

Comments:

Please use the following codes to let Con-Test know if a specific sample may be high in concentration in Matrix/Conc. Code Box:

H - High; M - Medium; L - Low; C - Clean; U - Unknown

Relinquished by: (signature)	Date/Time:
4/14/17	1412
Received by: (signature)	Date/Time:
4/14/17	1445
Relinquished by: (signature)	Date/Time:
4/14/17	1820
Received by: (signature)	Date/Time:
4/14/17	1820

Turnaround ††
☐ 7-Day
☒ 10-Day
☐ Other
RUSH †
☐ †24-Hr ☐ †48-Hr
☐ †72-Hr ☐ †4-Day
† Require lab approval

Detection Limit Requirements
Massachusetts:
Connecticut:
Other:

Is your project MCP or RCP ?
○ MCP Form Required
☒ RCP Form Required
○ MA State DW Form Required PWSID # _____

NELAC & AIHA-LAP, LLC Accredited
WBE/DBE Certifie

TURNAROUND TIME STARTS AT 9:00 A.M. THE DAY AFTER SAMPLE RECEIPT UNLESS THERE ARE QUESTIONS ON YOUR CHAIN. IF THIS FORM IS NOT FILLED OUT COMPLETELY OR INCORRECT, TURNAROUND TIME WILL NOT START UNTIL ALL QUESTIONS ARE ANSWERED BY OUR CLIENT.

PLEASE BE CAREFUL NOT TO CONTAMINATE THIS DOCUMENT

Table of Contents

con-test® ANALYTICAL LABORATORY
Phone: 413-525-2332
Fax: 413-525-6405
Email: info@contestlabs.com
www.contestlabs.com
39 Spruce Street
East longmeadow, MA 01028

CHAIN OF CUSTODY RECORD

17D0656

Rev. 04.05.12

Company Name: AECOM
Address: 500 Enterprise Drive Suite 1A
Rocky Hill CT
Attention: Matt Rood
Project Location: Greenwich CT
Sampled By: S. SHEA N. FLAHIVE

Telephone: 860 263 5800
Project #
Client PO# 88124

DATA DELIVERY (check all that apply)
○ FAX ⊗ EMAIL ⊗ WEBSITE
Fax #
Email: matthew.rood@aecom.com
Format: ⊗ PDF ⊗ EXCEL ○ GIS
⊗ OTHER Equis
○ "Enhanced Data Package"

Project Proposal Provided? (for billing purposes)
○ yes _____ proposal date

Con-Test Lab ID (laboratory use only)	Client Sample ID / Description	Collection Beginning Date/Time	Collection Ending Date/Time	Composite	Grab	*Matrix Code	Conc Code	PCB Homolog Method 680 MSMSD	# of Containers	** Preservation	***Container Code
11	MW-L25-20170412	4/12/17	1837		X			X	6		

ANALYSIS REQUESTED

Dissolved Metals
○ Field Filtered
○ Lab to Filter

***Cont. Code:**
A=amber glass
G=glass
P=plastic
ST=sterile
V= vial
S=summa can
T=tedlar bag
O=Other

****Preservation**
I = Iced
H = HCL
M = Methanol
N = Nitric Acid
S = Sulfuric Acid
B = Sodium bisulfate
X = Na hydroxide
T = Na thiosulfate
O = Other_____

*Matrix Code:
GW= groundwater
WW= wastewater
DW= drinking water
A = air
S = soil/solid
SL = sludge
O = other_____

Comments: MW-L25-20170412 is an MSMSD Sample

Please use the following codes to let Con-Test know if a specific sample may be high in concentration in Matrix/Conc. Code Box:

H - High; M - Medium; L - Low; C - Clean; U - Unknown

Relinquished by: (signature)	4/14/17	Date/Time: 1412
Received by: (signature)	4/14/17	Date/Time: 1415
Relinquished by: (signature)	4/14/17	Date/Time: 1820
Received by: (signature)	4/14/17	Date/Time: 1870

Turnaround ††
☐ 7-Day
☒ 10-Day
☐ Other
RUSH †
☐ †24-Hr ☐ †48-Hr
☐ †72-Hr ☐ †4-Day
† Require lab approval

Detection Limit Requirements
Massachusetts:
Connecticut:
Other:

Is your project MCP or RCP ?
○ MCP Form Required
⊗ RCP Form Required
○ MA State DW Form Required PWSID # _____

NELAC & AIHA-LAP, LLC Accredited
WBE/DBE Certifie

TURNAROUND TIME STARTS AT 9:00 A.M. THE DAY AFTER SAMPLE RECEIPT UNLESS THERE ARE QUESTIONS ON YOUR CHAIN. IF THIS FORM IS NOT FILLED OUT COMPLETELY OR INCORRECT, TURNAROUND TIME WILL NOT START UNTIL ALL QUESTIONS ARE ANSWERED BY OUR CLIENT.

PLEASE BE CAREFUL NOT TO CONTAMINATE THIS DOCUMENT

Table of Contents

39 Spruce St.
East Longmeadow, MA. 01028
P: 413-525-2332
F: 413-525-6405
www.contestlabs.com

con-test® ANALYTICAL LABORATORY

Sample Receipt Checklist

CLIENT NAME: Accom **RECEIVED BY:** JM **DATE:** 4/14/17

1) Was the chain(s) of custody relinquished and signed? **Yes** ✓ **No** ____ **No COC Incl.**

2) Does the chain agree with the samples? **Yes** ✓ **No** ____
If not, explain:

3) Are all the samples in good condition? **Yes** ✓ **No** ____
If not, explain:

4) How were the samples received:

On Ice ✓ Direct from Sampling ____ Ambient ____ In Cooler(s) 2 ✓

Were the samples received in Temperature Compliance of (2-6°C)? **Yes** ✓ **No** ____ **N/A** ____

Temperature °C by Temp blank ____ # ____ Temperature °C by Temp gun 4.1 2.1, #7 3.4 # 7

5) Are there Dissolved samples for the lab to filter? **Yes** ____ **No** ✓

Who was notified ____ Date ____ Time ____

6) Are there any RUSH or SHORT HOLDING TIME samples? **Yes** ____ **No** ✓

Who was notified ____ Date ____ Time ____

7) Location where samples are stored: Login

Permission to subcontract samples? Yes No
(Walk-in clients only) if not already approved
Client Signature: ____

8) Do all samples have the proper Acid pH: **Yes** ____ **No** ____ **N/A** ✓

9) Do all samples have the proper Base pH: **Yes** ____ **No** ____ **N/A** ✓

10) Was the PC notified of any discrepancies with the CoC vs the samples: **Yes** ____ **N/A** ✓

Containers received at Con-Test

	# of containers		# of containers
1 Liter Amber	26	16 oz amber	
500 mL Amber		8 oz amber/clear jar	
250 mL Amber (8oz amber)		4 oz amber/clear jar	
1 Liter Plastic		2 oz amber/clear jar	
500 mL Plastic		Plastic Bag / Ziploc	
250 mL plastic		SOC Kit	
40 mL Vial - type listed below		Perchlorate Kit	
Colisure / bacteria bottle		Flashpoint bottle	
Dissolved Oxygen bottle		Other glass jar	
Encore		Other	

40 mL vials: # HCl ____ # Methanol ____ **Time and Date Frozen:**

Bisulfate ____ # DI Water ____

Thiosulfate ____ Unpreserved ____

Login Sample Receipt Checklist

(Rejection Criteria Listing - Using Sample Acceptance Policy)

Any False statement will be brought to the attention of Client

Question	Answer (True/False) T/F/NA	Comment
1) The cooler's custody seal, if present, is intact.	N/A	
2) The cooler or samples do not appear to have been compromised or tampered with.	T	
3) Samples were received on ice.	T	
4) Cooler Temperature is acceptable.	T	
5) Cooler Temperature is recorded.	T	
6) COC is filled out in ink and legible.	T	
7) COC is filled out with all pertinent information.	T	
8) Field Sampler's name present on COC.	T	
9) There are no discrepancies between the sample IDs on the container and the COC.	T	
10) Samples are received within Holding Time.	T	
11) Sample containers have legible labels.	T	
12) Containers are not broken or leaking.	T	
13) Air Cassettes are not broken/open.	N/A	
14) Sample collection date/times are provided.	T	
15) Appropriate sample containers are used.	T	
16) Proper collection media used.	T	
17) No headspace sample bottles are completely filled.	N/A	
18) There is sufficient volume for all requsted analyses, including any requested MS/MSDs.	T	
19) Trip blanks provided if applicable.	N/A	
20) VOA sample vials do not have head space or bubble is <6mm (1/4") in diameter.	N/A	
21) Samples do not require splitting or compositing.	T	

Who notified of False statements? **Date/Time:**

Doc #277 Rev. 4 August 2013 **Log-In Technician Initials:** JM **Date/Time:** 4/14/17 1820

con-test® ANALYTICAL LABORATORY
39 Spruce Street * East Longmeadow, MA 01028 * FAX 413/525-6405 * TEL. 413/525-2332

August 24, 2017

Matthew Rood
AECOM Environment - Rocky Hill, CT
500 Enterprise Drive, Suite 1A
Rocky Hill, CT 06067

Project Location: Greenwich High School
Client Job Number:
Project Number: 60432356
Laboratory Work Order Number: 17H0897

Enclosed are results of analyses for samples received by the laboratory on August 16, 2017. If you have any questions concerning this report, please feel free to contact me.

Sincerely,



Aaron L. Benoit
Project Manager

Table of Contents

Sample Summary 3

Case Narrative 4

Sample Results 5

17H0897-01 5

17H0897-02 6

17H0897-03 7

17H0897-04 8

17H0897-05 9

17H0897-06 10

17H0897-07 11

17H0897-08 12

17H0897-09 13

17H0897-10 14

Sample Preparation Information 15

QC Data 16

PCB Homologues by GC/MS Water 16

B184627 16

Flag/Qualifier Summary 18

Certifications 19

Chain of Custody/Sample Receipt 20

39 Spruce Street * East Longmeadow, MA 01028 * FAX 413/525-6405 * TEL. 413/525-2332

AECOM Environment - Rocky Hill, CT
500 Enterprise Drive, Suite 1A
Rocky Hill, CT 06067
ATTN: Matthew Rood

REPORT DATE: 8/24/2017

PURCHASE ORDER NUMBER: 92512ACM

PROJECT NUMBER: 60432356

ANALYTICAL SUMMARY

WORK ORDER NUMBER: 17H0897

The results of analyses performed on the following samples submitted to the CON-TEST Analytical Laboratory are found in this report.

PROJECT LOCATION: Greenwich High School

FIELD SAMPLE #	LAB ID:	MATRIX	SAMPLE DESCRIPTION	TEST	SUB LAB
MW-P7-081517-1	17H0897-01	Ground Water		EPA 680 Modified	
MW-P11-081517-1	17H0897-02	Ground Water		EPA 680 Modified	
MW-V12-081517-1	17H0897-03	Ground Water		EPA 680 Modified	
MW-515-081517-1	17H0897-04	Ground Water		EPA 680 Modified	
MW-515-081517-2	17H0897-05	Ground Water		EPA 680 Modified	
MW-AH16R-081817-1	17H0897-06	Ground Water		EPA 680 Modified	
MW-35-081617-1	17H0897-07	Ground Water		EPA 680 Modified	
MW-28-081617-1	17H0897-08	Ground Water		EPA 680 Modified	
MW-AE8-081617-1	17H0897-09	Ground Water		EPA 680 Modified	
MW-AG10-081617-1	17H0897-10	Ground Water		EPA 680 Modified	

39 Spruce Street * East Longmeadow, MA 01028 * FAX 413/525-6405 * TEL. 413/525-2332

CASE NARRATIVE SUMMARY

All reported results are within defined laboratory quality control objectives unless listed below or otherwise qualified in this report.

The results of analyses reported only relate to samples submitted to the Con-Test Analytical Laboratory for testing.
I certify that the analyses listed above, unless specifically listed as subcontracted, if any, were performed under my direction according to the approved methodologies listed in this document, and that based upon my inquiry of those individuals immediately responsible for obtaining the information, the material contained in this report is, to the best of my knowledge and belief, accurate and complete.



Lisa A. Worthington
Project Manager

con-test® ANALYTICAL LABORATORY
39 Spruce Street * East Longmeadow, MA 01028 * FAX 413/525-6405 * TEL. 413/525-2332

Project Location: Greenwich High School | Sample Description: | Work Order: 17H0897

Date Received: 8/16/2017

Field Sample #: MW-P7-081517-1 | Sampled: 8/15/2017 09:55

Sample ID: 17H0897-01

Sample Matrix: Ground Water

PCB Homologues by GC/MS Water

Analyte	Results	RL	Units	Dilution	Flag/Qual	Method	Date Prepared	Date/Time Analyzed	Analyst
Monochlorobiphenyls	ND	0.0010	µg/L	1		EPA 680 Modified	8/22/17	8/23/17 19:26	CJM
Dichlorobiphenyls	ND	0.0010	µg/L	1		EPA 680 Modified	8/22/17	8/23/17 19:26	CJM
Trichlorobiphenyls	ND	0.0010	µg/L	1		EPA 680 Modified	8/22/17	8/23/17 19:26	CJM
Tetrachlorobiphenyls	ND	0.0020	µg/L	1		EPA 680 Modified	8/22/17	8/23/17 19:26	CJM
Pentachlorobiphenyls	ND	0.0020	µg/L	1		EPA 680 Modified	8/22/17	8/23/17 19:26	CJM
Hexachlorobiphenyls	ND	0.0020	µg/L	1		EPA 680 Modified	8/22/17	8/23/17 19:26	CJM
Heptachlorobiphenyls	ND	0.0030	µg/L	1		EPA 680 Modified	8/22/17	8/23/17 19:26	CJM
Octachlorobiphenyls	ND	0.0030	µg/L	1		EPA 680 Modified	8/22/17	8/23/17 19:26	CJM
Nonachlorobiphenyls	ND	0.0050	µg/L	1		EPA 680 Modified	8/22/17	8/23/17 19:26	CJM
Decachlorobiphenyl	ND	0.0050	µg/L	1		EPA 680 Modified	8/22/17	8/23/17 19:26	CJM
Total Polychlorinated biphenyls	0.0		µg/L	1		EPA 680 Modified	8/22/17	8/23/17 19:26	CJM

Surrogates	% Recovery	Recovery Limits	Flag/Qual		
Tetrachloro-m-xylene	95.3	50-125			8/23/17 19:26

con-test® ANALYTICAL LABORATORY
39 Spruce Street * East Longmeadow, MA 01028 * FAX 413/525-6405 * TEL. 413/525-2332

Project Location: Greenwich High School | Sample Description: | Work Order: 17H0897

Date Received: 8/16/2017

Field Sample #: MW-P11-081517-1 | Sampled: 8/15/2017 11:10

Sample ID: 17H0897-02

Sample Matrix: Ground Water

PCB Homologues by GC/MS Water

Analyte	Results	RL	Units	Dilution	Flag/Qual	Method	Date Prepared	Date/Time Analyzed	Analyst
Monochlorobiphenyls	ND	0.0010	µg/L	1		EPA 680 Modified	8/22/17	8/23/17 20:03	CJM
Dichlorobiphenyls	ND	0.0010	µg/L	1		EPA 680 Modified	8/22/17	8/23/17 20:03	CJM
Trichlorobiphenyls	ND	0.0010	µg/L	1		EPA 680 Modified	8/22/17	8/23/17 20:03	CJM
Tetrachlorobiphenyls	ND	0.0020	µg/L	1		EPA 680 Modified	8/22/17	8/23/17 20:03	CJM
Pentachlorobiphenyls	ND	0.0020	µg/L	1		EPA 680 Modified	8/22/17	8/23/17 20:03	CJM
Hexachlorobiphenyls	ND	0.0020	µg/L	1		EPA 680 Modified	8/22/17	8/23/17 20:03	CJM
Heptachlorobiphenyls	ND	0.0030	µg/L	1		EPA 680 Modified	8/22/17	8/23/17 20:03	CJM
Octachlorobiphenyls	ND	0.0030	µg/L	1		EPA 680 Modified	8/22/17	8/23/17 20:03	CJM
Nonachlorobiphenyls	ND	0.0050	µg/L	1		EPA 680 Modified	8/22/17	8/23/17 20:03	CJM
Decachlorobiphenyl	ND	0.0050	µg/L	1		EPA 680 Modified	8/22/17	8/23/17 20:03	CJM
Total Polychlorinated biphenyls	0.0		µg/L	1		EPA 680 Modified	8/22/17	8/23/17 20:03	CJM

Surrogates	% Recovery	Recovery Limits	Flag/Qual		
Tetrachloro-m-xylene	88.4	50-125		8/23/17 20:03	

con-test® ANALYTICAL LABORATORY
39 Spruce Street * East Longmeadow, MA 01028 * FAX 413/525-6405 * TEL. 413/525-2332

Project Location: Greenwich High School | Sample Description: | Work Order: 17H0897

Date Received: 8/16/2017

Field Sample #: MW-V12-081517-1 | Sampled: 8/15/2017 11:35

Sample ID: 17H0897-03

Sample Matrix: Ground Water

PCB Homologues by GC/MS Water

Analyte	Results	RL	Units	Dilution	Flag/Qual	Method	Date Prepared	Date/Time Analyzed	Analyst
Monochlorobiphenyls	ND	0.0011	µg/L	1		EPA 680 Modified	8/22/17	8/23/17 20:41	CJM
Dichlorobiphenyls	ND	0.0011	µg/L	1		EPA 680 Modified	8/22/17	8/23/17 20:41	CJM
Trichlorobiphenyls	0.015	0.0011	µg/L	1		EPA 680 Modified	8/22/17	8/23/17 20:41	CJM
Tetrachlorobiphenyls	0.040	0.0022	µg/L	1		EPA 680 Modified	8/22/17	8/23/17 20:41	CJM
Pentachlorobiphenyls	0.010	0.0022	µg/L	1		EPA 680 Modified	8/22/17	8/23/17 20:41	CJM
Hexachlorobiphenyls	ND	0.0022	µg/L	1		EPA 680 Modified	8/22/17	8/23/17 20:41	CJM
Heptachlorobiphenyls	ND	0.0033	µg/L	1		EPA 680 Modified	8/22/17	8/23/17 20:41	CJM
Octachlorobiphenyls	ND	0.0033	µg/L	1		EPA 680 Modified	8/22/17	8/23/17 20:41	CJM
Nonachlorobiphenyls	ND	0.0056	µg/L	1		EPA 680 Modified	8/22/17	8/23/17 20:41	CJM
Decachlorobiphenyl	ND	0.0056	µg/L	1		EPA 680 Modified	8/22/17	8/23/17 20:41	CJM
Total Polychlorinated biphenyls	0.065		µg/L	1		EPA 680 Modified	8/22/17	8/23/17 20:41	CJM

Surrogates	% Recovery	Recovery Limits	Flag/Qual	
Tetrachloro-m-xylene	81.3	50-125		8/23/17 20:41

con-test® ANALYTICAL LABORATORY
39 Spruce Street * East Longmeadow, MA 01028 * FAX 413/525-6405 * TEL. 413/525-2332

Project Location: Greenwich High School | Sample Description: | Work Order: 17H0897

Date Received: 8/16/2017

Field Sample #: MW-515-081517-1 | Sampled: 8/15/2017 12:30

Sample ID: 17H0897-04

Sample Matrix: Ground Water

PCB Homologues by GC/MS Water

Analyte	Results	RL	Units	Dilution	Flag/Qual	Method	Date Prepared	Date/Time Analyzed	Analyst
Monochlorobiphenyls	ND	0.0011	µg/L	1		EPA 680 Modified	8/22/17	8/23/17 21:18	CJM
Dichlorobiphenyls	0.0069	0.0011	µg/L	1		EPA 680 Modified	8/22/17	8/23/17 21:18	CJM
Trichlorobiphenyls	0.028	0.0011	µg/L	1		EPA 680 Modified	8/22/17	8/23/17 21:18	CJM
Tetrachlorobiphenyls	0.029	0.0021	µg/L	1		EPA 680 Modified	8/22/17	8/23/17 21:18	CJM
Pentachlorobiphenyls	0.0054	0.0021	µg/L	1		EPA 680 Modified	8/22/17	8/23/17 21:18	CJM
Hexachlorobiphenyls	ND	0.0021	µg/L	1		EPA 680 Modified	8/22/17	8/23/17 21:18	CJM
Heptachlorobiphenyls	ND	0.0032	µg/L	1		EPA 680 Modified	8/22/17	8/23/17 21:18	CJM
Octachlorobiphenyls	ND	0.0032	µg/L	1		EPA 680 Modified	8/22/17	8/23/17 21:18	CJM
Nonachlorobiphenyls	ND	0.0053	µg/L	1		EPA 680 Modified	8/22/17	8/23/17 21:18	CJM
Decachlorobiphenyl	ND	0.0053	µg/L	1		EPA 680 Modified	8/22/17	8/23/17 21:18	CJM
Total Polychlorinated biphenyls	0.070		µg/L	1		EPA 680 Modified	8/22/17	8/23/17 21:18	CJM

Surrogates	% Recovery	Recovery Limits	Flag/Qual	
Tetrachloro-m-xylene	75.1	50-125		8/23/17 21:18

con-test® ANALYTICAL LABORATORY
39 Spruce Street * East Longmeadow, MA 01028 * FAX 413/525-6405 * TEL. 413/525-2332

Project Location: Greenwich High School | Sample Description: | Work Order: 17H0897

Date Received: 8/16/2017

Field Sample #: MW-515-081517-2 | Sampled: 8/15/2017 12:35

Sample ID: 17H0897-05

Sample Matrix: Ground Water

PCB Homologues by GC/MS Water

Analyte	Results	RL	Units	Dilution	Flag/Qual	Method	Date Prepared	Date/Time Analyzed	Analyst
Monochlorobiphenyls	ND	0.0011	µg/L	1		EPA 680 Modified	8/22/17	8/23/17 21:56	CJM
Dichlorobiphenyls	0.0075	0.0011	µg/L	1		EPA 680 Modified	8/22/17	8/23/17 21:56	CJM
Trichlorobiphenyls	0.032	0.0011	µg/L	1		EPA 680 Modified	8/22/17	8/23/17 21:56	CJM
Tetrachlorobiphenyls	0.040	0.0021	µg/L	1		EPA 680 Modified	8/22/17	8/23/17 21:56	CJM
Pentachlorobiphenyls	0.0089	0.0021	µg/L	1		EPA 680 Modified	8/22/17	8/23/17 21:56	CJM
Hexachlorobiphenyls	ND	0.0021	µg/L	1		EPA 680 Modified	8/22/17	8/23/17 21:56	CJM
Heptachlorobiphenyls	ND	0.0032	µg/L	1		EPA 680 Modified	8/22/17	8/23/17 21:56	CJM
Octachlorobiphenyls	ND	0.0032	µg/L	1		EPA 680 Modified	8/22/17	8/23/17 21:56	CJM
Nonachlorobiphenyls	ND	0.0053	µg/L	1		EPA 680 Modified	8/22/17	8/23/17 21:56	CJM
Decachlorobiphenyl	ND	0.0053	µg/L	1		EPA 680 Modified	8/22/17	8/23/17 21:56	CJM
Total Polychlorinated biphenyls	0.088		µg/L	1		EPA 680 Modified	8/22/17	8/23/17 21:56	CJM

Surrogates	% Recovery	Recovery Limits	Flag/Qual	
Tetrachloro-m-xylene	72.9	50-125		8/23/17 21:56

con-test® ANALYTICAL LABORATORY
39 Spruce Street * East Longmeadow, MA 01028 * FAX 413/525-6405 * TEL. 413/525-2332

Project Location: Greenwich High School | Sample Description: | Work Order: 17H0897

Date Received: 8/16/2017

Field Sample #: MW-AH16R-081817-1 | Sampled: 8/15/2017 14:40

Sample ID: 17H0897-06

Sample Matrix: Ground Water

PCB Homologues by GC/MS Water

Analyte	Results	RL	Units	Dilution	Flag/Qual	Method	Date Prepared	Date/Time Analyzed	Analyst
Monochlorobiphenyls	5.4	0.0010	µg/L	1		EPA 680 Modified	8/22/17	8/23/17 22:33	CJM
Dichlorobiphenyls	3.8	0.0010	µg/L	1		EPA 680 Modified	8/22/17	8/23/17 22:33	CJM
Trichlorobiphenyls	0.58	0.0010	µg/L	1		EPA 680 Modified	8/22/17	8/23/17 22:33	CJM
Tetrachlorobiphenyls	0.15	0.0021	µg/L	1		EPA 680 Modified	8/22/17	8/23/17 22:33	CJM
Pentachlorobiphenyls	0.017	0.0021	µg/L	1		EPA 680 Modified	8/22/17	8/23/17 22:33	CJM
Hexachlorobiphenyls	ND	0.0021	µg/L	1		EPA 680 Modified	8/22/17	8/23/17 22:33	CJM
Heptachlorobiphenyls	ND	0.0031	µg/L	1		EPA 680 Modified	8/22/17	8/23/17 22:33	CJM
Octachlorobiphenyls	ND	0.0031	µg/L	1		EPA 680 Modified	8/22/17	8/23/17 22:33	CJM
Nonachlorobiphenyls	ND	0.0052	µg/L	1		EPA 680 Modified	8/22/17	8/23/17 22:33	CJM
Decachlorobiphenyl	ND	0.0052	µg/L	1		EPA 680 Modified	8/22/17	8/23/17 22:33	CJM
Total Polychlorinated biphenyls	10		µg/L	1		EPA 680 Modified	8/22/17	8/23/17 22:33	CJM

Surrogates	% Recovery	Recovery Limits	Flag/Qual		
Tetrachloro-m-xylene	67.0	50-125			8/23/17 22:33

con-test® ANALYTICAL LABORATORY
39 Spruce Street * East Longmeadow, MA 01028 * FAX 413/525-6405 * TEL. 413/525-2332

Project Location: Greenwich High School | Sample Description: | Work Order: 17H0897

Date Received: 8/16/2017

Field Sample #: MW-35-081617-1 | Sampled: 8/16/2017 09:30

Sample ID: 17H0897-07

Sample Matrix: Ground Water

PCB Homologues by GC/MS Water

Analyte	Results	RL	Units	Dilution	Flag/Qual	Method	Date Prepared	Date/Time Analyzed	Analyst
Monochlorobiphenyls	0.0018	0.0011	µg/L	1		EPA 680 Modified	8/22/17	8/24/17 12:53	CJM
Dichlorobiphenyls	ND	0.0011	µg/L	1		EPA 680 Modified	8/22/17	8/24/17 12:53	CJM
Trichlorobiphenyls	ND	0.0011	µg/L	1		EPA 680 Modified	8/22/17	8/24/17 12:53	CJM
Tetrachlorobiphenyls	ND	0.0022	µg/L	1		EPA 680 Modified	8/22/17	8/24/17 12:53	CJM
Pentachlorobiphenyls	ND	0.0022	µg/L	1		EPA 680 Modified	8/22/17	8/24/17 12:53	CJM
Hexachlorobiphenyls	ND	0.0022	µg/L	1		EPA 680 Modified	8/22/17	8/24/17 12:53	CJM
Heptachlorobiphenyls	ND	0.0033	µg/L	1		EPA 680 Modified	8/22/17	8/24/17 12:53	CJM
Octachlorobiphenyls	ND	0.0033	µg/L	1		EPA 680 Modified	8/22/17	8/24/17 12:53	CJM
Nonachlorobiphenyls	ND	0.0054	µg/L	1		EPA 680 Modified	8/22/17	8/24/17 12:53	CJM
Decachlorobiphenyl	ND	0.0054	µg/L	1		EPA 680 Modified	8/22/17	8/24/17 12:53	CJM
Total Polychlorinated biphenyls	0.0018		µg/L	1		EPA 680 Modified	8/22/17	8/24/17 12:53	CJM

Surrogates	% Recovery	Recovery Limits	Flag/Qual				
Tetrachloro-m-xylene	89.2	50-125					8/24/17 12:53

con-test® ANALYTICAL LABORATORY
39 Spruce Street * East Longmeadow, MA 01028 * FAX 413/525-6405 * TEL. 413/525-2332

Project Location: Greenwich High School | Sample Description: | Work Order: 17H0897

Date Received: 8/16/2017

Field Sample #: MW-28-081617-1 | Sampled: 8/16/2017 11:00

Sample ID: 17H0897-08

Sample Matrix: Ground Water

PCB Homologues by GC/MS Water

Analyte	Results	RL	Units	Dilution	Flag/Qual	Method	Date Prepared	Date/Time Analyzed	Analyst
Monochlorobiphenyls	0.0017	0.0011	µg/L	1		EPA 680 Modified	8/22/17	8/23/17 23:48	CJM
Dichlorobiphenyls	0.0044	0.0011	µg/L	1		EPA 680 Modified	8/22/17	8/23/17 23:48	CJM
Trichlorobiphenyls	0.0050	0.0011	µg/L	1		EPA 680 Modified	8/22/17	8/23/17 23:48	CJM
Tetrachlorobiphenyls	0.0049	0.0022	µg/L	1		EPA 680 Modified	8/22/17	8/23/17 23:48	CJM
Pentachlorobiphenyls	ND	0.0022	µg/L	1		EPA 680 Modified	8/22/17	8/23/17 23:48	CJM
Hexachlorobiphenyls	ND	0.0022	µg/L	1		EPA 680 Modified	8/22/17	8/23/17 23:48	CJM
Heptachlorobiphenyls	ND	0.0033	µg/L	1		EPA 680 Modified	8/22/17	8/23/17 23:48	CJM
Octachlorobiphenyls	ND	0.0033	µg/L	1		EPA 680 Modified	8/22/17	8/23/17 23:48	CJM
Nonachlorobiphenyls	ND	0.0054	µg/L	1		EPA 680 Modified	8/22/17	8/23/17 23:48	CJM
Decachlorobiphenyl	ND	0.0054	µg/L	1		EPA 680 Modified	8/22/17	8/23/17 23:48	CJM
Total Polychlorinated biphenyls	0.016		µg/L	1		EPA 680 Modified	8/22/17	8/23/17 23:48	CJM

Surrogates	% Recovery	Recovery Limits	Flag/Qual	
Tetrachloro-m-xylene	85.8	50-125		8/23/17 23:48

con-test® ANALYTICAL LABORATORY
39 Spruce Street * East Longmeadow, MA 01028 * FAX 413/525-6405 * TEL. 413/525-2332

Project Location: Greenwich High School | Sample Description: | Work Order: 17H0897

Date Received: 8/16/2017

Field Sample #: MW-AE8-081617-1 | Sampled: 8/16/2017 12:30

Sample ID: 17H0897-09

Sample Matrix: Ground Water

PCB Homologues by GC/MS Water

Analyte	Results	RL	Units	Dilution	Flag/Qual	Method	Date Prepared	Date/Time Analyzed	Analyst
Monochlorobiphenyls	ND	0.0011	µg/L	1		EPA 680 Modified	8/22/17	8/24/17 0:26	CJM
Dichlorobiphenyls	ND	0.0011	µg/L	1		EPA 680 Modified	8/22/17	8/24/17 0:26	CJM
Trichlorobiphenyls	0.0019	0.0011	µg/L	1		EPA 680 Modified	8/22/17	8/24/17 0:26	CJM
Tetrachlorobiphenyls	0.0081	0.0022	µg/L	1		EPA 680 Modified	8/22/17	8/24/17 0:26	CJM
Pentachlorobiphenyls	ND	0.0022	µg/L	1		EPA 680 Modified	8/22/17	8/24/17 0:26	CJM
Hexachlorobiphenyls	ND	0.0022	µg/L	1		EPA 680 Modified	8/22/17	8/24/17 0:26	CJM
Heptachlorobiphenyls	ND	0.0032	µg/L	1		EPA 680 Modified	8/22/17	8/24/17 0:26	CJM
Octachlorobiphenyls	ND	0.0032	µg/L	1		EPA 680 Modified	8/22/17	8/24/17 0:26	CJM
Nonachlorobiphenyls	ND	0.0054	µg/L	1		EPA 680 Modified	8/22/17	8/24/17 0:26	CJM
Decachlorobiphenyl	ND	0.0054	µg/L	1		EPA 680 Modified	8/22/17	8/24/17 0:26	CJM
Total Polychlorinated biphenyls	0.010		µg/L	1		EPA 680 Modified	8/22/17	8/24/17 0:26	CJM

Surrogates	% Recovery	Recovery Limits	Flag/Qual		
Tetrachloro-m-xylene	76.5	50-125			8/24/17 0:26

con-test® ANALYTICAL LABORATORY
39 Spruce Street * East Longmeadow, MA 01028 * FAX 413/525-6405 * TEL. 413/525-2332

Project Location: Greenwich High School | Sample Description: | Work Order: 17H0897

Date Received: 8/16/2017

Field Sample #: MW-AG10-081617-1 | Sampled: 8/16/2017 13:15

Sample ID: 17H0897-10

Sample Matrix: Ground Water

PCB Homologues by GC/MS Water

Analyte	Results	RL	Units	Dilution	Flag/Qual	Method	Date Prepared	Date/Time Analyzed	Analyst
Monochlorobiphenyls	0.0077	0.0010	µg/L	1		EPA 680 Modified	8/22/17	8/24/17 1:03	CJM
Dichlorobiphenyls	0.046	0.0010	µg/L	1		EPA 680 Modified	8/22/17	8/24/17 1:03	CJM
Trichlorobiphenyls	0.032	0.0010	µg/L	1		EPA 680 Modified	8/22/17	8/24/17 1:03	CJM
Tetrachlorobiphenyls	0.023	0.0021	µg/L	1		EPA 680 Modified	8/22/17	8/24/17 1:03	CJM
Pentachlorobiphenyls	ND	0.0021	µg/L	1		EPA 680 Modified	8/22/17	8/24/17 1:03	CJM
Hexachlorobiphenyls	ND	0.0021	µg/L	1		EPA 680 Modified	8/22/17	8/24/17 1:03	CJM
Heptachlorobiphenyls	ND	0.0031	µg/L	1		EPA 680 Modified	8/22/17	8/24/17 1:03	CJM
Octachlorobiphenyls	ND	0.0031	µg/L	1		EPA 680 Modified	8/22/17	8/24/17 1:03	CJM
Nonachlorobiphenyls	ND	0.0052	µg/L	1		EPA 680 Modified	8/22/17	8/24/17 1:03	CJM
Decachlorobiphenyl	ND	0.0052	µg/L	1		EPA 680 Modified	8/22/17	8/24/17 1:03	CJM
Total Polychlorinated biphenyls	0.11		µg/L	1		EPA 680 Modified	8/22/17	8/24/17 1:03	CJM

Surrogates	% Recovery	Recovery Limits	Flag/Qual				
Tetrachloro-m-xylene	76.4	50-125					8/24/17 1:03

39 Spruce Street * East Longmeadow, MA 01028 * FAX 413/525-6405 * TEL. 413/525-2332

Sample Extraction Data

Prep Method: SW-846 3510C-EPA 680 Modified

Lab Number [Field ID]	Batch	Initial [mL]	Final [mL]	Date
17H0897-01 [MW-P7-081517-1]	B184627	1000	1.00	08/22/17
17H0897-02 [MW-P11-081517-1]	B184627	1000	1.00	08/22/17
17H0897-03 [MW-V12-081517-1]	B184627	900	1.00	08/22/17
17H0897-04 [MW-515-081517-1]	B184627	940	1.00	08/22/17
17H0897-05 [MW-515-081517-2]	B184627	950	1.00	08/22/17
17H0897-06 [MW-AH16R-081817-1]	B184627	960	1.00	08/22/17
17H0897-07 [MW-35-081617-1]	B184627	920	1.00	08/22/17
17H0897-08 [MW-28-081617-1]	B184627	920	1.00	08/22/17
17H0897-09 [MW-AE8-081617-1]	B184627	930	1.00	08/22/17
17H0897-10 [MW-AG10-081617-1]	B184627	970	1.00	08/22/17

con-test® ANALYTICAL LABORATORY
39 Spruce Street * East Longmeadow, MA 01028 * FAX 413/525-6405 * TEL. 413/525-2332

QUALITY CONTROL

PCB Homologues by GC/MS Water - Quality Control

Analyte	Result	Reporting Limit	Units	Spike Level	Source Result	%REC	%REC Limits	RPD	RPD Limit	Notes
Batch B184627 - SW-846 3510C										
Blank (B184627-BLK1)				Prepared: 08/22/17 Analyzed: 08/23/17						
Monochlorobiphenyls	ND	0.0010	µg/L							
Dichlorobiphenyls	ND	0.0010	µg/L							
Trichlorobiphenyls	ND	0.0010	µg/L							
Tetrachlorobiphenyls	ND	0.0020	µg/L							
Pentachlorobiphenyls	ND	0.0020	µg/L							
Hexachlorobiphenyls	ND	0.0020	µg/L							
Heptachlorobiphenyls	ND	0.0030	µg/L							
Octachlorobiphenyls	ND	0.0030	µg/L							
Nonachlorobiphenyls	ND	0.0050	µg/L							
Decachlorobiphenyl	ND	0.0050	µg/L							
Total Polychlorinated biphenyls	0.0		µg/L							
Surrogate: Tetrachloro-m-xylene	*0.175*		µg/L	0.200		87.3	50-125			
LCS (B184627-BS1)				Prepared: 08/22/17 Analyzed: 08/23/17						
Monochlorobiphenyls	0.17	0.0010	µg/L	0.200		84.3	40-140			
Dichlorobiphenyls	0.18	0.0010	µg/L	0.200		90.8	40-140			
Trichlorobiphenyls	0.16	0.0010	µg/L	0.200		82.0	40-140			
Tetrachlorobiphenyls	0.34	0.0020	µg/L	0.400		83.9	40-140			
Pentachlorobiphenyls	0.36	0.0020	µg/L	0.400		90.9	40-140			
Hexachlorobiphenyls	0.32	0.0020	µg/L	0.400		80.3	40-140			
Heptachlorobiphenyls	0.47	0.0030	µg/L	0.600		77.7	40-140			
Octachlorobiphenyls	0.49	0.0030	µg/L	0.600		82.0	40-140			
Nonachlorobiphenyls	0.82	0.0050	µg/L	1.00		82.4	40-140			
Decachlorobiphenyl	0.87	0.0050	µg/L	1.00		87.4	40-140			
Surrogate: Tetrachloro-m-xylene	*0.182*		µg/L	0.200		91.0	50-125			
LCS Dup (B184627-BSD1)				Prepared: 08/22/17 Analyzed: 08/23/17						
Monochlorobiphenyls	0.17	0.0010	µg/L	0.200		83.7	40-140	0.657	50	
Dichlorobiphenyls	0.18	0.0010	µg/L	0.200		90.2	40-140	0.652	50	
Trichlorobiphenyls	0.16	0.0010	µg/L	0.200		81.1	40-140	1.09	50	
Tetrachlorobiphenyls	0.34	0.0020	µg/L	0.400		84.4	40-140	0.541	50	
Pentachlorobiphenyls	0.36	0.0020	µg/L	0.400		89.1	40-140	2.02	50	
Hexachlorobiphenyls	0.33	0.0020	µg/L	0.400		83.3	40-140	3.67	50	
Heptachlorobiphenyls	0.49	0.0030	µg/L	0.600		80.9	40-140	4.07	50	
Octachlorobiphenyls	0.50	0.0030	µg/L	0.600		83.8	40-140	2.22	50	
Nonachlorobiphenyls	0.82	0.0050	µg/L	1.00		81.9	40-140	0.637	50	
Decachlorobiphenyl	0.84	0.0050	µg/L	1.00		83.8	40-140	4.14	50	
Surrogate: Tetrachloro-m-xylene	*0.168*		µg/L	0.200		83.9	50-125			
Matrix Spike (B184627-MS1)	**Source: 17H0897-08**			Prepared: 08/22/17 Analyzed: 08/23/17						
Monochlorobiphenyls	0.167	0.0010	µg/L	0.200	0.00168	82.4	0-200			
Dichlorobiphenyls	0.191	0.0010	µg/L	0.200	0.00442	93.4	0-200			
Trichlorobiphenyls	0.179	0.0010	µg/L	0.200	0.00497	87.2	0-200			
Tetrachlorobiphenyls	0.369	0.0020	µg/L	0.400	0.00493	91.1	0-200			
Pentachlorobiphenyls	0.370	0.0020	µg/L	0.400	ND	92.4	0-200			
Hexachlorobiphenyls	0.372	0.0020	µg/L	0.400	ND	92.9	0-200			
Heptachlorobiphenyls	0.538	0.0030	µg/L	0.600	ND	89.7	0-200			
Octachlorobiphenyls	0.557	0.0030	µg/L	0.600	ND	92.8	0-200			
Nonachlorobiphenyls	0.918	0.0050	µg/L	1.00	ND	91.8	0-200			
Decachlorobiphenyl	0.958	0.0050	µg/L	1.00	ND	95.8	0-200			
Surrogate: Tetrachloro-m-xylene	*0.174*		µg/L	0.200		86.8	50-125			

con-test® ANALYTICAL LABORATORY
39 Spruce Street * East Longmeadow, MA 01028 * FAX 413/525-6405 * TEL. 413/525-2332

QUALITY CONTROL

PCB Homologues by GC/MS Water - Quality Control

Analyte	Result	Reporting Limit	Units	Spike Level	Source Result	%REC	%REC Limits	RPD	RPD Limit	Notes
Batch B184627 - SW-846 3510C										
Matrix Spike Dup (B184627-MSD1)		**Source: 17H0897-08**		Prepared: 08/22/17 Analyzed: 08/23/17						
Monochlorobiphenyls	0.195	0.0010	µg/L	0.204	0.00168	94.5	0-200	15.5		
Dichlorobiphenyls	0.209	0.0010	µg/L	0.204	0.00442	100	0-200	9.04		
Trichlorobiphenyls	0.190	0.0010	µg/L	0.204	0.00497	90.5	0-200	5.60		
Tetrachlorobiphenyls	0.386	0.0020	µg/L	0.408	0.00493	93.4	0-200	4.44		
Pentachlorobiphenyls	0.394	0.0020	µg/L	0.408	ND	96.6	0-200	6.43		
Hexachlorobiphenyls	0.391	0.0020	µg/L	0.408	ND	95.8	0-200	5.08		
Heptachlorobiphenyls	0.568	0.0031	µg/L	0.612	ND	92.8	0-200	5.38		
Octachlorobiphenyls	0.597	0.0031	µg/L	0.612	ND	97.5	0-200	6.96		
Nonachlorobiphenyls	0.985	0.0051	µg/L	1.02	ND	96.5	0-200	7.02		
Decachlorobiphenyl	1.03	0.0051	µg/L	1.02	ND	101	0-200	7.47		
Surrogate: Tetrachloro-m-xylene	*0.194*		µg/L	0.204		95.3	50-125			

39 Spruce Street * East Longmeadow, MA 01028 * FAX 413/525-6405 * TEL. 413/525-2332

FLAG/QUALIFIER SUMMARY

*	QC result is outside of established limits.
†	Wide recovery limits established for difficult compound.
‡	Wide RPD limits established for difficult compound.
#	Data exceeded client recommended or regulatory level
ND	Not Detected
RL	Reporting Limit
DL	Method Detection Limit
MCL	Maximum Contaminant Level

Percent recoveries and relative percent differences (RPDs) are determined by the software using values in the calculation which have not been rounded.

No results have been blank subtracted unless specified in the case narrative section.

39 Spruce Street * East Longmeadow, MA 01028 * FAX 413/525-6405 * TEL. 413/525-2332

CERTIFICATIONS

Certified Analyses included in this Report

Analyte	Certifications

No certified Analyses included in this Report

The CON-TEST Environmental Laboratory operates under the following certifications and accreditations:

Code	Description	Number	Expires
AIHA	AIHA-LAP, LLC - ISO17025:2005	100033	02/1/2018
MA	Massachusetts DEP	M-MA100	06/30/2018
CT	Connecticut Department of Publilc Health	PH-0567	09/30/2017
NY	New York State Department of Health	10899 NELAP	04/1/2018
NH-S	New Hampshire Environmental Lab	2516 NELAP	02/5/2018
RI	Rhode Island Department of Health	LAO00112	12/30/2017
NC	North Carolina Div. of Water Quality	652	12/31/2017
NJ	New Jersey DEP	MA007 NELAP	06/30/2018
FL	Florida Department of Health	E871027 NELAP	06/30/2018
VT	Vermont Department of Health Lead Laboratory	LL015036	07/30/2018
ME	State of Maine	2011028	06/9/2019
VA	Commonwealth of Virginia	460217	12/14/2017
NH-P	New Hampshire Environmental Lab	2557 NELAP	09/6/2017
VT-DW	Vermont Department of Health Drinking Water	VT-255716	06/12/2018
NC-DW	North Carolina Department of Health	25703	07/31/2018

17H0897

con-test ANALYTICAL LABORATORY

Phone: 413-525-2332
Fax: 413-525-6405
Email: info@contestlabs.com

http://www.contestlabs.com

CHAIN OF CUSTODY RECORD

Doc # 381 Rev 1_03242017

39 Spruce Street
East Longmeadow, MA 01028

Company Name:	AECOM
Address:	500 Enterprise Dr Rocky Hill, CT
Phone:	860 263 5800
Project Name:	Greenwich High School
Project Location:	Greenwich, CT
Project Number:	60432356 0600.3
Project Manager:	Matt Rood
Con-Test Quote Name/Number:	
Invoice Recipient:	Matt Rood
Sampled By:	J. Christopher

Requested Turnaround Time
7-Day ☐ 10-Day ☐
Due Date:

Rush-Approval Required
1-Day ☐ 3-Day ☐
2-Day ☐ 4-Day ☐

Data Delivery
Format: PDF ☒ EXCEL ☑
Other: EQuIS
CLP Like Data Pkg Required: ☐
Email To: matthew.rood@aecom.com
Fax To #:

ANALYSIS REQUESTED

Con-Test Work Order#		Client Sample ID / Description	Beginning Date/Time	Ending Date/Time	Composite	Grab	[1]Matrix Code	Conc Code	PCB Homologs MCP/mod 608												# of Containers	[2] Preservation Code	[3] Container Code
1	1	MW-P7-081517-1	8/15/17	955		X	GW	U	X												2	1	A
2	2	MW-P11-081517-1	8/15/17	1110		X	GW	U	X														
3	3	MW-V12-081517-1	8/15/17	1135		X	GW	U	X														
4	4	MW-S15-081517-1	8/15/17	1230		X	GW	U	X														
5	5	MW-S15-081517-2	8/15/17	1235		X	GW	U	X														
6	6	MW-AH16R-081517-1	8/15/17	1440		X	GW	U	X														
7	7	MW-35-081617-1	8/16/17	930		X	GW	U	X														
8	8	MW-28-081617-1	8/16/17	1100		X	GW	U	X														
9	1	MW-28-081617-1 MS	8/16/17	1100		X	GW	U	X														
10	1	MW-28-081617-1 MSD	8/16/17	1100		X	GW	U	X														

Dissolved Metals Samples
○ Field Filtered
○ Lab to Filter

Orthophosphate Samples
○ Field Filtered
○ Lab to Filter

[1] Matrix Codes:
GW = Ground Water
WW = Waste Water
DW = Drinking Water
A = Air
S = Soil
SL = Sludge
SOL = Solid
O = Other (please define)

[2] Preservation Codes:
I = Iced
H = HCL
M = Methanol
N = Nitric Acid
S = Sulfuric Acid
B = Sodium Bisulfate
X = Sodium Hydroxide
T = Sodium Thiosulfate
O = Other (please define)

[3] Container Codes:
A = Amber Glass
G = Glass
P = Plastic
ST = Sterile
V = Vial
S = Summa Canister
T = Tedlar Bag
O = Other (please define)

Comments:

Please use the following codes to indicate possible sample concentration within the **Conc Code** column above:
H - High; M - Medium; L - Low; C - Clean; U - Unknown

Relinquished by: (signature)	Date/Time: 8/16/17 1550
Received by: (signature)	Date/Time: 8/16/17 1550
Relinquished by: (signature)	Date/Time: 8/16/17 1900
Received by: (signature)	Date/Time: 8/16/17 1900
Relinquished by: (signature)	Date/Time:
Received by: (signature)	Date/Time:

Detection Limit Requirements
MA:
RCP:
GWPC / SWPC
Other:

Special Requirements
☐ MA MCP Required
☐ MCP Certification Form Required
☒ CT RCP Required
☐ RCP Certification Form Required
☐ MA State DW Required
PWSID #

con-test ANALYTICAL LABORATORY www.contestlabs.com
NELAC and AIHA-LAP, LLC Accredited

Project Entity
☐ Government ☒ Municipality ☐ MWRA ☐ WRTA
☐ Federal ☐ 21 J ☐ School
☐ City ☐ Brownfield ☐ MBTA

Other
☐ Chromatogram
☐ AIHA-LAP, LLC

PCB ONLY
☐ Soxhlet
☐ Non Soxhlet

Table of Contents

17H0897

con-test ANALYTICAL LABORATORY

http://www.contestlabs.com

Doc # 381 Rev 1_03242017

Phone: 413-525-2332
Fax: 413-525-6405
Email: info@contestlabs.com

CHAIN OF CUSTODY RECORD

39 Spruce Street
East Longmeadow, MA 01028

Page 2 of 2

Company Name:	AECOM
Address:	500 Enterprise Dr
Phone:	860 263 5800
Project Name:	Greenwich High School
Project Location:	Greenwich, CT
Project Number:	60433356 0800.2
Project Manager:	Matt Rood
Con-Test Quote Name/Number:	
Invoice Recipient:	Matt Rood
Sampled By:	J. Christopher

Requested Turnaround Time
7-Day ☐ 10-Day ☐
Due Date:

Rush-Approval Required
1-Day ☐ 3-Day ☐
2-Day ☐ 4-Day ☐

Data Delivery
Format: PDF ☒ EXCEL ☒
Other: EQuIS
CLP Like Data Pkg Required: ☐
Email To: matthew.rood@aecom.com
Fax To #:

ANALYSIS REQUESTED

Con-Test Work Order#	Client Sample ID / Description	Beginning Date/Time	Ending Date/Time	Composite	Grab	Matrix Code	Conc Code	PCBs Homologs Method 680	2	1	A
17 09	MW-AE8-081617-1	8/16/17	1270		X	GW	U	X			
17 10	MW-AG10-081617-1	8/16/17	1315		X	GW	U	X			

# of Containers
[2] Preservation Code
[3] Container Code

Dissolved Metals Samples
○ Field Filtered
○ Lab to Filter

Orthophosphate Samples
○ Field Filtered
○ Lab to Filter

[1] **Matrix Codes:**
GW = Ground Water
WW = Waste Water
DW = Drinking Water
A = Air
S = Soil
SL = Sludge
SOL = Solid
O = Other (please define)

[2] **Preservation Codes:**
I = Iced
H = HCL
M = Methanol
N = Nitric Acid
S = Sulfuric Acid
B = Sodium Bisulfate
X = Sodium Hydroxide
T = Sodium Thiosulfate
O = Other (please define)

[3] **Container Codes:**
A = Amber Glass
G = Glass
P = Plastic
ST = Sterile
V = Vial
S = Summa Canister
T = Tedlar Bag
O = Other (please define)

Comments:

Please use the following codes to indicate possible sample concentration within the **Conc Code** column above:
H - High; M - Medium; L - Low; C - Clean; U - Unknown

	Date/Time:
Relinquished by: (signature)	8/16/17 1330
Received by: (signature)	8/16/17 1330
Relinquished by: (signature) Tom Muir	8/16/17 1900
Received by: (signature) 5.1	1900
Relinquished by: (signature)	Date/Time:
Received by: (signature)	Date/Time:

Detection Limit Requirements
MA:
[1]: GWPC / SWPC
Other:

Special Requirements
☐ MA MCP Required
MCP Certification Form Required
☒ CT RCP Required
RCP Certification Form Required
☐ MA State DW Required
PWSID #

con-test ANALYTICAL LABORATORY
www.contestlabs.com
NELAC and AIHA-LAP, LLC Accredited

Project Entity
☐ Government ☒ Municipality ☐ MWRA ☐ WRTA
☐ Federal ☐ 21 J ☐ School
☐ City ☐ Brownfield ☐ MBTA

Other
☐ Chromatogram
☐ *AIHA-LAP,LLC*

PCB ONLY
☐ Soxhlet
☐ Non Soxhlet

Table of Contents

39 Spruce St.
East Longmeadow, MA. 01028
P: 413-525-2332
F: 413-525-6405
www.contestlabs.com

con-test® ANALYTICAL LABORATORY

Doc# 277 Rev 5 2017

Login Sample Receipt Checklist - (Rejection Criteria Listing - Using Acceptance Policy) Any False Statement will be brought to the attention of the Client - State True or False

Client Hecom

Received By JM Date 8/16/17 Time 1900

How were the samples received? In Cooler T No Cooler ____ On Ice T No Ice ____
Direct from Sampling ____ Ambient ____ Melted Ice ____

Were samples within Temperature? 2-6°C T By Gun # 1 Actual Temp - 5.1, 4.8
By Blank # ____ Actual Temp - ____

Was Custody Seal Intact? N/A Were Samples Tampered with? F
Was COC Relinquished ? T Does Chain Agree With Samples? T
Are there broken/leaking/loose caps on any samples? F
Is COC in ink/ Legible? T Were samples received within holding time? T
Did COC include all pertinent Information? Client T Analysis T Sampler Name T
Project T ID's T Collection Dates/Times T
Are Sample labels filled out and legible? T
Are there Lab to Filters? N/A Who was notified? ____
Are there Rushes? N/A Who was notified? ____
Are there Short Holds? N/A Who was notified? ____
Is there enough Volume? T
Is there Headspace where applicable? N/A MS/MSD? N/A T (SM)
Proper Media/Containers Used? T Is splitting samples required? N/A
Were trip blanks received? N/A On COC? N/A
Do all samples have the proper pH? N/A Acid ____ Base ____

Vials	#	Containers:	#		#		#
Unp-		1 Liter Amb.	24	1 Liter Plastic		16 oz Amb.	
HCL-		500 mL Amb.		500 mL Plastic		8oz Amb/Clear	
Meoh-		250 mL Amb.		250 mL Plastic		4oz Amb/Clear	
Bisulfate-		Col./Bacteria		Flashpoint		2oz Amb/Clear	
DI-		Other Plastic		Other Glass		Encore	
Thiosulfate-		SOC Kit		Plastic Bag		Frozen:	
Sulfuric-		Perchlorate		Ziplock			

Unused Media

Vials	#	Containers:	#		#		#
Unp-		1 Liter Amb.		1 Liter Plastic		16 oz Amb.	
HCL-		500 mL Amb.		500 mL Plastic		8oz Amb/Clear	
Meoh-		250 mL Amb.		250 mL Plastic		4oz Amb/Clear	
Bisulfate-		Col./Bacteria		Flashpoint		2oz Amb/Clear	
DI-		Other Plastic		Other Glass		Encore	
Thiosulfate-		SOC Kit		Plastic Bag		Frozen:	
Sulfuric-		Perchlorate		Ziplock			

Comments:

con-test® ANALYTICAL LABORATORY
39 Spruce Street * East Longmeadow, MA 01028 * FAX 413/525-6405 * TEL. 413/525-2332

August 28, 2017

Matthew Rood
AECOM Environment - Rocky Hill, CT
500 Enterprise Drive, Suite 1A
Rocky Hill, CT 06067

Project Location: Greenwich, CT
Client Job Number:
Project Number: 60432356
Laboratory Work Order Number: 17H1062

Enclosed are results of analyses for samples received by the laboratory on August 18, 2017. If you have any questions concerning this report, please feel free to contact me.

Sincerely,



Aaron L. Benoit
Project Manager

Table of Contents

Sample Summary 5

Case Narrative 6

Sample Results 10

17H1062-01 10

17H1062-02 11

17H1062-03 12

17H1062-04 13

17H1062-05 14

17H1062-06 15

17H1062-07 16

17H1062-08 17

17H1062-09 18

17H1062-10 19

17H1062-11 20

17H1062-12 21

17H1062-13 22

17H1062-14 23

17H1062-15 24

17H1062-16 25

Sample Preparation Information 39

QC Data 42

PCB Homologues by GC/MS Water 42

B184765 42

Volatile Organic Compounds by GC/MS 44

B184540 44

Table of Contents (continued)

Semivolatile Organic Compounds by GC/MS 47

B184638 47

B184855 51

Organochloride Pesticides by GC/ECD 56

B184501 56

Polychlorinated Biphenyls By GC/ECD 59

B184636 59

Herbicides by GC/ECD 60

B184595 60

Petroleum Hydrocarbons Analyses 61

B184743 61

Metals Analyses (Total) 62

B184593 62

B184603 62

Conventional Chemistry Parameters by EPA/APHA/SW-846 Methods (Total) 63

B184535 63

B184605 63

B184607 63

B184739 63

TCLP - Volatile Organic Compounds by GC/MS 64

B184819 64

TCLP - Metals Analyses 65

B184724 65

B184725 65

Dual Column RPD Report 67

Table of Contents (continued)

Flag/Qualifier Summary 68

Certifications 69

Chain of Custody/Sample Receipt 76

39 Spruce Street * East Longmeadow, MA 01028 * FAX 413/525-6405 * TEL. 413/525-2332

AECOM Environment - Rocky Hill, CT
500 Enterprise Drive, Suite 1A
Rocky Hill, CT 06067
ATTN: Matthew Rood

REPORT DATE: 8/28/2017

PURCHASE ORDER NUMBER: 92512ACM

PROJECT NUMBER: 60432356

ANALYTICAL SUMMARY

WORK ORDER NUMBER: 17H1062

The results of analyses performed on the following samples submitted to the CON-TEST Analytical Laboratory are found in this report.

PROJECT LOCATION: Greenwich, CT

FIELD SAMPLE #	LAB ID:	MATRIX	SAMPLE DESCRIPTION	TEST	SUB LAB
MW-L25-081617-1	17H1062-01	Ground Water		EPA 680 Modified	
MW-R20-081617-1	17H1062-02	Ground Water		EPA 680 Modified	
MW-R20-081617-2	17H1062-03	Ground Water		EPA 680 Modified	
MW-Y26-081617-1	17H1062-04	Ground Water		EPA 680 Modified	
MW-AP28-081717-1	17H1062-05	Ground Water		EPA 680 Modified	
MW-BB34-081717-1	17H1062-06	Ground Water		EPA 680 Modified	
MW-AG30-081717-1	17H1062-07	Ground Water		EPA 680 Modified	
MW-F35-081717-1	17H1062-08	Ground Water		EPA 680 Modified	
MW-AJ19-081717-1	17H1062-09	Ground Water		EPA 680 Modified	
MW-X17-081717-1	17H1062-10	Ground Water		EPA 680 Modified	
MW-V18-081717-1	17H1062-11	Ground Water		EPA 680 Modified	
MW-AA19-081817-1	17H1062-12	Ground Water		EPA 680 Modified	
MW-AV17-081817-1	17H1062-13	Ground Water		EPA 680 Modified	
MW-AM21-081817-1	17H1062-14	Ground Water		EPA 680 Modified	
MW-T23-081817-1	17H1062-15	Ground Water		EPA 680 Modified	
GHS-WasteClass-081817-1	17H1062-16	Soil		CTDEP ETPH	
				SM 2540G	
				SW-846 1010A	
				SW-846 6010C-D	
				SW-846 7470A	
				SW-846 7471B	
				SW-846 8081B	
				SW-846 8082A	
				SW-846 8151A	
				SW-846 8260C	
				SW-846 8270D	
				SW-846 9014	
				SW-846 9030A	
				SW-846 9045C	
				SW-846 9095B	

39 Spruce Street * East Longmeadow, MA 01028 * FAX 413/525-6405 * TEL. 413/525-2332

CASE NARRATIVE SUMMARY

All reported results are within defined laboratory quality control objectives unless listed below or otherwise qualified in this report.

For method 6010, only RCRA 8 metals were requested and reported.

For method 8151, samples were derivatized on 08/23/17.

For method 8151, sample analysis bracketed by LCS to monitor esterification. All recoveries in the bracketing LCS met method criteria.

39 Spruce Street * East Longmeadow, MA 01028 * FAX 413/525-6405 * TEL. 413/525-2332

EPA 680 Modified

Qualifications:

V-06

Continuing calibration did not meet method specifications and was biased on the high side for this compound. Increased uncertainty is associated with the reported value which is likely to be biased on the high side.

Analyte & Samples(s) Qualified:

Decachlorobiphenyl
B184765-BS1, B184765-BSD1, B184765-MS1, B184765-MSD1

Pentachlorobiphenyls
B184765-BS1, B184765-BSD1, B184765-MS1, B184765-MSD1

V-20

Continuing calibration did not meet method specifications and was biased on the high side. Data validation is not affected since sample result was "not detected" for this compound.

Analyte & Samples(s) Qualified:

Decachlorobiphenyl
17H1062-01[MW-L25-081617-1], 17H1062-02[MW-R20-081617-1], 17H1062-03[MW-R20-081617-2], 17H1062-04[MW-Y26-081617-1], 17H1062-05[MW-AP28-081717-1], 17H1062-06[MW-BB34-081717-1], 17H1062-07[MW-AG30-081717-1], 17H1062-08[MW-F35-081717-1], 17H1062-09[MW-AJ19-081717-1], 17H1062-10[MW-X17-081717-1], 17H1062-11[MW-V18-081717-1], 17H1062-12[MW-AA19-081817-1], 17H1062-13[MW-AV17-081817-1], 17H1062-14[MW-AM21-081817-1], 17H1062-15[MW-T23-081817-1], B184765-BLK1

Monochlorobiphenyls
17H1062-08[MW-F35-081717-1], 17H1062-09[MW-AJ19-081717-1], 17H1062-10[MW-X17-081717-1], 17H1062-11[MW-V18-081717-1], 17H1062-12[MW-AA19-081817-1], 17H1062-13[MW-AV17-081817-1], 17H1062-14[MW-AM21-081817-1], 17H1062-15[MW-T23-081817-1]

Pentachlorobiphenyls
17H1062-01[MW-L25-081617-1], 17H1062-02[MW-R20-081617-1], 17H1062-03[MW-R20-081617-2], 17H1062-04[MW-Y26-081617-1], 17H1062-05[MW-AP28-081717-1], 17H1062-06[MW-BB34-081717-1], 17H1062-07[MW-AG30-081717-1], 17H1062-08[MW-F35-081717-1], 17H1062-09[MW-AJ19-081717-1], 17H1062-10[MW-X17-081717-1], 17H1062-11[MW-V18-081717-1], 17H1062-12[MW-AA19-081817-1], 17H1062-13[MW-AV17-081817-1], 17H1062-14[MW-AM21-081817-1], 17H1062-15[MW-T23-081817-1], B184765-BLK1

SW-846 8081B

Qualifications:

DL-03

Elevated reporting limit due to matrix.

Analyte & Samples(s) Qualified:

17H1062-16[GHS-WasteClass-081817-1]

SW-846 8082A

Qualifications:

S-01

The surrogate recovery for this sample is not available due to sample dilution below the surrogate reporting limit required from high analyte concentration and/or matrix interferences.

Analyte & Samples(s) Qualified:

Decachlorobiphenyl
17H1062-16[GHS-WasteClass-081817-1]

Decachlorobiphenyl [2C]
17H1062-16[GHS-WasteClass-081817-1]

Tetrachloro-m-xylene
17H1062-16[GHS-WasteClass-081817-1]

Tetrachloro-m-xylene [2C]
17H1062-16[GHS-WasteClass-081817-1]

SW-846 8260C

Qualifications:

V-16

Response factor is less than method specified minimum acceptable value. Reduced precision and accuracy may be associated with reported result.

Analyte & Samples(s) Qualified:

Tetrahydrofuran
17H1062-16[GHS-WasteClass-081817-1], B184540-BLK1, B184540-BS1

SW-846 8270D

Qualifications:

39 Spruce Street * East Longmeadow, MA 01028 * FAX 413/525-6405 * TEL. 413/525-2332

L-04

Laboratory fortified blank/laboratory control sample recovery and duplicate recovery are outside of control limits. Reported value for this compound is likely to be biased on the low side.

Analyte & Samples(s) Qualified:

2,4-Dinitrophenol
17H1062-16[GHS-WasteClass-081817-1], B184638-BLK1, B184638-BS1, B184638-BSD1

4,6-Dinitro-2-methylphenol
17H1062-16[GHS-WasteClass-081817-1], B184638-BLK1, B184638-BS1, B184638-BSD1

4-Chloroaniline
17H1062-16RE1[GHS-WasteClass-081817-1], B184855-BLK1, B184855-BS1, B184855-BSD1

L-07

Either laboratory fortified blank/laboratory control sample or duplicate recovery is outside of control limits, but the other is within limits. RPD between the two LFB/LCS results is within method specified criteria.

Analyte & Samples(s) Qualified:

4-Chloroaniline
B184638-BSD1

Aniline
B184638-BSD1

Hexachlorocyclopentadiene
B184638-BSD1

S-08

Duplicate analysis confirmed surrogate failure due to matrix effects.

Analyte & Samples(s) Qualified:

2,4,6-Tribromophenol
17H1062-16[GHS-WasteClass-081817-1]

S-19

Surrogate recovery is outside of control limits, matrix interference suspected. Reanalysis yielded similar surrogate non-conformance.

Analyte & Samples(s) Qualified:

2,4,6-Tribromophenol
17H1062-16RE1[GHS-WasteClass-081817-1]

2-Fluorophenol
17H1062-16RE1[GHS-WasteClass-081817-1]

V-16

Response factor is less than method specified minimum acceptable value. Reduced precision and accuracy may be associated with reported result.

Analyte & Samples(s) Qualified:

Pentachloronitrobenzene
17H1062-16[GHS-WasteClass-081817-1], B184638-BLK1, B184638-BS1, B184638-BSD1

SW-846 9045C

Qualifications:

H-01

Recommended sample holding time was exceeded, but analysis was performed before 2X the allowable holding time.

Analyte & Samples(s) Qualified:

pH
17H1062-16[GHS-WasteClass-081817-1]

39 Spruce Street * East Longmeadow, MA 01028 * FAX 413/525-6405 * TEL. 413/525-2332

SW-846 6010C/D SW-846 6020A/B

For NC, Metals methods SW-846 6010D and SW-846 6020B are followed, and for all other states methods SW-846 6010C and SW-846 6020A are followed.

SW-846 8270D

The LCS sample recoveries for required RCP 8270 compounds were all within control limits specified by the method, 40-140% for base/neutrals and 30-130% for acids except for “difficult analytes” listed below and/or otherwise listed in this narrative: Difficult analytes for soil - limits between 10 and 180% depending on the compound (see QC summary for limits): 3,3’-Dichlorobenzidine, Pyridine, Aniline, 4-Chloroaniline, 3-Nitroaniline, and n-Nitrosodiphenylamine.

All reporting limits specified on the chain-of-custody were met, except for Pyridine, 1,2,4,5-Tetrachlorobenzene and Pentachloronitrobenzene for the most protective criteria since the laboratory cannot achieve the required RCP calibration criteria at these levels unless otherwise listed in this narrative.

The results of analyses reported only relate to samples submitted to the Con-Test Analytical Laboratory for testing.
I certify that the analyses listed above, unless specifically listed as subcontracted, if any, were performed under my direction according to the approved methodologies listed in this document, and that based upon my inquiry of those individuals immediately responsible for obtaining the information, the material contained in this report is, to the best of my knowledge and belief, accurate and complete.



Lisa A. Worthington
Project Manager

con-test® ANALYTICAL LABORATORY
39 Spruce Street * East Longmeadow, MA 01028 * FAX 413/525-6405 * TEL. 413/525-2332

Project Location: Greenwich, CT | Sample Description: | Work Order: 17H1062

Date Received: 8/18/2017

Field Sample #: MW-L25-081617-1 | Sampled: 8/16/2017 14:20

Sample ID: 17H1062-01

Sample Matrix: Ground Water

PCB Homologues by GC/MS Water

Analyte	Results	RL	Units	Dilution	Flag/Qual	Method	Date Prepared	Date/Time Analyzed	Analyst
Monochlorobiphenyls	ND	0.0010	µg/L	1		EPA 680 Modified	8/23/17	8/24/17 20:53	CJM
Dichlorobiphenyls	ND	0.0010	µg/L	1		EPA 680 Modified	8/23/17	8/24/17 20:53	CJM
Trichlorobiphenyls	ND	0.0010	µg/L	1		EPA 680 Modified	8/23/17	8/24/17 20:53	CJM
Tetrachlorobiphenyls	ND	0.0020	µg/L	1		EPA 680 Modified	8/23/17	8/24/17 20:53	CJM
Pentachlorobiphenyls	ND	0.0020	µg/L	1	V-20	EPA 680 Modified	8/23/17	8/24/17 20:53	CJM
Hexachlorobiphenyls	ND	0.0020	µg/L	1		EPA 680 Modified	8/23/17	8/24/17 20:53	CJM
Heptachlorobiphenyls	ND	0.0030	µg/L	1		EPA 680 Modified	8/23/17	8/24/17 20:53	CJM
Octachlorobiphenyls	ND	0.0030	µg/L	1		EPA 680 Modified	8/23/17	8/24/17 20:53	CJM
Nonachlorobiphenyls	ND	0.0050	µg/L	1		EPA 680 Modified	8/23/17	8/24/17 20:53	CJM
Decachlorobiphenyl	ND	0.0050	µg/L	1	V-20	EPA 680 Modified	8/23/17	8/24/17 20:53	CJM
Total Polychlorinated biphenyls	0.0		µg/L	1		EPA 680 Modified	8/23/17	8/24/17 20:53	CJM

Surrogates	% Recovery	Recovery Limits	Flag/Qual	
Tetrachloro-m-xylene	92.9	50-125		8/24/17 20:53

con-test® ANALYTICAL LABORATORY
39 Spruce Street * East Longmeadow, MA 01028 * FAX 413/525-6405 * TEL. 413/525-2332

Project Location: Greenwich, CT | Sample Description: | Work Order: 17H1062

Date Received: 8/18/2017

Field Sample #: MW-R20-081617-1 | Sampled: 8/16/2017 14:55

Sample ID: 17H1062-02

Sample Matrix: Ground Water

PCB Homologues by GC/MS Water

Analyte	Results	RL	Units	Dilution	Flag/Qual	Method	Date Prepared	Date/Time Analyzed	Analyst
Monochlorobiphenyls	ND	0.0011	µg/L	1		EPA 680 Modified	8/23/17	8/24/17 21:30	CJM
Dichlorobiphenyls	ND	0.0011	µg/L	1		EPA 680 Modified	8/23/17	8/24/17 21:30	CJM
Trichlorobiphenyls	ND	0.0011	µg/L	1		EPA 680 Modified	8/23/17	8/24/17 21:30	CJM
Tetrachlorobiphenyls	ND	0.0022	µg/L	1		EPA 680 Modified	8/23/17	8/24/17 21:30	CJM
Pentachlorobiphenyls	ND	0.0022	µg/L	1	V-20	EPA 680 Modified	8/23/17	8/24/17 21:30	CJM
Hexachlorobiphenyls	ND	0.0022	µg/L	1		EPA 680 Modified	8/23/17	8/24/17 21:30	CJM
Heptachlorobiphenyls	ND	0.0033	µg/L	1		EPA 680 Modified	8/23/17	8/24/17 21:30	CJM
Octachlorobiphenyls	ND	0.0033	µg/L	1		EPA 680 Modified	8/23/17	8/24/17 21:30	CJM
Nonachlorobiphenyls	ND	0.0055	µg/L	1		EPA 680 Modified	8/23/17	8/24/17 21:30	CJM
Decachlorobiphenyl	ND	0.0055	µg/L	1	V-20	EPA 680 Modified	8/23/17	8/24/17 21:30	CJM
Total Polychlorinated biphenyls	0.0		µg/L	1		EPA 680 Modified	8/23/17	8/24/17 21:30	CJM

Surrogates	% Recovery	Recovery Limits	Flag/Qual		
Tetrachloro-m-xylene	95.1	50-125		8/24/17 21:30	

con-test® ANALYTICAL LABORATORY
39 Spruce Street * East Longmeadow, MA 01028 * FAX 413/525-6405 * TEL. 413/525-2332

Project Location: Greenwich, CT | Sample Description: | Work Order: 17H1062

Date Received: 8/18/2017

Field Sample #: MW-R20-081617-2 | Sampled: 8/16/2017 15:00

Sample ID: 17H1062-03

Sample Matrix: Ground Water

PCB Homologues by GC/MS Water

Analyte	Results	RL	Units	Dilution	Flag/Qual	Method	Date Prepared	Date/Time Analyzed	Analyst
Monochlorobiphenyls	ND	0.0011	µg/L	1		EPA 680 Modified	8/23/17	8/24/17 22:07	CJM
Dichlorobiphenyls	ND	0.0011	µg/L	1		EPA 680 Modified	8/23/17	8/24/17 22:07	CJM
Trichlorobiphenyls	ND	0.0011	µg/L	1		EPA 680 Modified	8/23/17	8/24/17 22:07	CJM
Tetrachlorobiphenyls	ND	0.0022	µg/L	1		EPA 680 Modified	8/23/17	8/24/17 22:07	CJM
Pentachlorobiphenyls	ND	0.0022	µg/L	1	V-20	EPA 680 Modified	8/23/17	8/24/17 22:07	CJM
Hexachlorobiphenyls	ND	0.0022	µg/L	1		EPA 680 Modified	8/23/17	8/24/17 22:07	CJM
Heptachlorobiphenyls	ND	0.0032	µg/L	1		EPA 680 Modified	8/23/17	8/24/17 22:07	CJM
Octachlorobiphenyls	ND	0.0032	µg/L	1		EPA 680 Modified	8/23/17	8/24/17 22:07	CJM
Nonachlorobiphenyls	ND	0.0054	µg/L	1		EPA 680 Modified	8/23/17	8/24/17 22:07	CJM
Decachlorobiphenyl	ND	0.0054	µg/L	1	V-20	EPA 680 Modified	8/23/17	8/24/17 22:07	CJM
Total Polychlorinated biphenyls	0.0		µg/L	1		EPA 680 Modified	8/23/17	8/24/17 22:07	CJM

Surrogates	% Recovery	Recovery Limits	Flag/Qual	
Tetrachloro-m-xylene	94.9	50-125		8/24/17 22:07

con-test® ANALYTICAL LABORATORY
39 Spruce Street * East Longmeadow, MA 01028 * FAX 413/525-6405 * TEL. 413/525-2332

Project Location: Greenwich, CT | Sample Description: | Work Order: 17H1062

Date Received: 8/18/2017

Field Sample #: MW-Y26-081617-1 | Sampled: 8/16/2017 15:20

Sample ID: 17H1062-04

Sample Matrix: Ground Water

PCB Homologues by GC/MS Water

Analyte	Results	RL	Units	Dilution	Flag/Qual	Method	Date Prepared	Date/Time Analyzed	Analyst
Monochlorobiphenyls	ND	0.0010	µg/L	1		EPA 680 Modified	8/23/17	8/24/17 22:45	CJM
Dichlorobiphenyls	ND	0.0010	µg/L	1		EPA 680 Modified	8/23/17	8/24/17 22:45	CJM
Trichlorobiphenyls	ND	0.0010	µg/L	1		EPA 680 Modified	8/23/17	8/24/17 22:45	CJM
Tetrachlorobiphenyls	ND	0.0020	µg/L	1		EPA 680 Modified	8/23/17	8/24/17 22:45	CJM
Pentachlorobiphenyls	ND	0.0020	µg/L	1	V-20	EPA 680 Modified	8/23/17	8/24/17 22:45	CJM
Hexachlorobiphenyls	ND	0.0020	µg/L	1		EPA 680 Modified	8/23/17	8/24/17 22:45	CJM
Heptachlorobiphenyls	ND	0.0030	µg/L	1		EPA 680 Modified	8/23/17	8/24/17 22:45	CJM
Octachlorobiphenyls	ND	0.0030	µg/L	1		EPA 680 Modified	8/23/17	8/24/17 22:45	CJM
Nonachlorobiphenyls	ND	0.0050	µg/L	1		EPA 680 Modified	8/23/17	8/24/17 22:45	CJM
Decachlorobiphenyl	ND	0.0050	µg/L	1	V-20	EPA 680 Modified	8/23/17	8/24/17 22:45	CJM
Total Polychlorinated biphenyls	0.0		µg/L	1		EPA 680 Modified	8/23/17	8/24/17 22:45	CJM

Surrogates	% Recovery	Recovery Limits	Flag/Qual		
Tetrachloro-m-xylene	79.5	50-125			8/24/17 22:45

con-test® ANALYTICAL LABORATORY
39 Spruce Street * East Longmeadow, MA 01028 * FAX 413/525-6405 * TEL. 413/525-2332

Project Location: Greenwich, CT | Sample Description: | Work Order: 17H1062

Date Received: 8/18/2017

Field Sample #: MW-AP28-081717-1 | Sampled: 8/17/2017 12:04

Sample ID: 17H1062-05

Sample Matrix: Ground Water

PCB Homologues by GC/MS Water

Analyte	Results	RL	Units	Dilution	Flag/Qual	Method	Date Prepared	Date/Time Analyzed	Analyst
Monochlorobiphenyls	ND	0.0010	µg/L	1		EPA 680 Modified	8/23/17	8/24/17 23:22	CJM
Dichlorobiphenyls	ND	0.0010	µg/L	1		EPA 680 Modified	8/23/17	8/24/17 23:22	CJM
Trichlorobiphenyls	ND	0.0010	µg/L	1		EPA 680 Modified	8/23/17	8/24/17 23:22	CJM
Tetrachlorobiphenyls	ND	0.0020	µg/L	1		EPA 680 Modified	8/23/17	8/24/17 23:22	CJM
Pentachlorobiphenyls	ND	0.0020	µg/L	1	V-20	EPA 680 Modified	8/23/17	8/24/17 23:22	CJM
Hexachlorobiphenyls	ND	0.0020	µg/L	1		EPA 680 Modified	8/23/17	8/24/17 23:22	CJM
Heptachlorobiphenyls	ND	0.0031	µg/L	1		EPA 680 Modified	8/23/17	8/24/17 23:22	CJM
Octachlorobiphenyls	ND	0.0031	µg/L	1		EPA 680 Modified	8/23/17	8/24/17 23:22	CJM
Nonachlorobiphenyls	ND	0.0051	µg/L	1		EPA 680 Modified	8/23/17	8/24/17 23:22	CJM
Decachlorobiphenyl	ND	0.0051	µg/L	1	V-20	EPA 680 Modified	8/23/17	8/24/17 23:22	CJM
Total Polychlorinated biphenyls	0.0		µg/L	1		EPA 680 Modified	8/23/17	8/24/17 23:22	CJM

Surrogates	% Recovery	Recovery Limits	Flag/Qual	
Tetrachloro-m-xylene	97.6	50-125		8/24/17 23:22

con-test® ANALYTICAL LABORATORY
39 Spruce Street * East Longmeadow, MA 01028 * FAX 413/525-6405 * TEL. 413/525-2332

Project Location: Greenwich, CT | Sample Description: | Work Order: 17H1062

Date Received: 8/18/2017

Field Sample #: MW-BB34-081717-1 | Sampled: 8/17/2017 12:10

Sample ID: 17H1062-06

Sample Matrix: Ground Water

PCB Homologues by GC/MS Water

Analyte	Results	RL	Units	Dilution	Flag/Qual	Method	Date Prepared	Date/Time Analyzed	Analyst
Monochlorobiphenyls	ND	0.0011	µg/L	1		EPA 680 Modified	8/23/17	8/25/17 0:00	CJM
Dichlorobiphenyls	ND	0.0011	µg/L	1		EPA 680 Modified	8/23/17	8/25/17 0:00	CJM
Trichlorobiphenyls	ND	0.0011	µg/L	1		EPA 680 Modified	8/23/17	8/25/17 0:00	CJM
Tetrachlorobiphenyls	ND	0.0021	µg/L	1		EPA 680 Modified	8/23/17	8/25/17 0:00	CJM
Pentachlorobiphenyls	ND	0.0021	µg/L	1	V-20	EPA 680 Modified	8/23/17	8/25/17 0:00	CJM
Hexachlorobiphenyls	ND	0.0021	µg/L	1		EPA 680 Modified	8/23/17	8/25/17 0:00	CJM
Heptachlorobiphenyls	ND	0.0032	µg/L	1		EPA 680 Modified	8/23/17	8/25/17 0:00	CJM
Octachlorobiphenyls	ND	0.0032	µg/L	1		EPA 680 Modified	8/23/17	8/25/17 0:00	CJM
Nonachlorobiphenyls	ND	0.0053	µg/L	1		EPA 680 Modified	8/23/17	8/25/17 0:00	CJM
Decachlorobiphenyl	ND	0.0053	µg/L	1	V-20	EPA 680 Modified	8/23/17	8/25/17 0:00	CJM
Total Polychlorinated biphenyls	0.0		µg/L	1		EPA 680 Modified	8/23/17	8/25/17 0:00	CJM

Surrogates	% Recovery	Recovery Limits	Flag/Qual	
Tetrachloro-m-xylene	89.9	50-125		8/25/17 0:00

con-test® ANALYTICAL LABORATORY
39 Spruce Street * East Longmeadow, MA 01028 * FAX 413/525-6405 * TEL. 413/525-2332

Project Location: Greenwich, CT | Sample Description: | Work Order: 17H1062

Date Received: 8/18/2017

Field Sample #: MW-AG30-081717-1 | Sampled: 8/17/2017 14:45

Sample ID: 17H1062-07

Sample Matrix: Ground Water

PCB Homologues by GC/MS Water

Analyte	Results	RL	Units	Dilution	Flag/Qual	Method	Date Prepared	Date/Time Analyzed	Analyst
Monochlorobiphenyls	ND	0.0010	µg/L	1		EPA 680 Modified	8/23/17	8/25/17 0:37	CJM
Dichlorobiphenyls	ND	0.0010	µg/L	1		EPA 680 Modified	8/23/17	8/25/17 0:37	CJM
Trichlorobiphenyls	ND	0.0010	µg/L	1		EPA 680 Modified	8/23/17	8/25/17 0:37	CJM
Tetrachlorobiphenyls	ND	0.0020	µg/L	1		EPA 680 Modified	8/23/17	8/25/17 0:37	CJM
Pentachlorobiphenyls	ND	0.0020	µg/L	1	V-20	EPA 680 Modified	8/23/17	8/25/17 0:37	CJM
Hexachlorobiphenyls	ND	0.0020	µg/L	1		EPA 680 Modified	8/23/17	8/25/17 0:37	CJM
Heptachlorobiphenyls	ND	0.0031	µg/L	1		EPA 680 Modified	8/23/17	8/25/17 0:37	CJM
Octachlorobiphenyls	ND	0.0031	µg/L	1		EPA 680 Modified	8/23/17	8/25/17 0:37	CJM
Nonachlorobiphenyls	ND	0.0051	µg/L	1		EPA 680 Modified	8/23/17	8/25/17 0:37	CJM
Decachlorobiphenyl	ND	0.0051	µg/L	1	V-20	EPA 680 Modified	8/23/17	8/25/17 0:37	CJM
Total Polychlorinated biphenyls	0.0		µg/L	1		EPA 680 Modified	8/23/17	8/25/17 0:37	CJM

Surrogates	% Recovery	Recovery Limits	Flag/Qual		
Tetrachloro-m-xylene	92.2	50-125		8/25/17 0:37	

con-test® ANALYTICAL LABORATORY
39 Spruce Street * East Longmeadow, MA 01028 * FAX 413/525-6405 * TEL. 413/525-2332

Project Location: Greenwich, CT | Sample Description: | Work Order: 17H1062

Date Received: 8/18/2017

Field Sample #: MW-F35-081717-1 | Sampled: 8/17/2017 15:10

Sample ID: 17H1062-08

Sample Matrix: Ground Water

PCB Homologues by GC/MS Water

Analyte	Results	RL	Units	Dilution	Flag/Qual	Method	Date Prepared	Date/Time Analyzed	Analyst
Monochlorobiphenyls	ND	0.0010	µg/L	1	V-20	EPA 680 Modified	8/23/17	8/25/17 3:06	CJM
Dichlorobiphenyls	ND	0.0010	µg/L	1		EPA 680 Modified	8/23/17	8/25/17 3:06	CJM
Trichlorobiphenyls	ND	0.0010	µg/L	1		EPA 680 Modified	8/23/17	8/25/17 3:06	CJM
Tetrachlorobiphenyls	ND	0.0020	µg/L	1		EPA 680 Modified	8/23/17	8/25/17 3:06	CJM
Pentachlorobiphenyls	ND	0.0020	µg/L	1	V-20	EPA 680 Modified	8/23/17	8/25/17 3:06	CJM
Hexachlorobiphenyls	ND	0.0020	µg/L	1		EPA 680 Modified	8/23/17	8/25/17 3:06	CJM
Heptachlorobiphenyls	ND	0.0031	µg/L	1		EPA 680 Modified	8/23/17	8/25/17 3:06	CJM
Octachlorobiphenyls	ND	0.0031	µg/L	1		EPA 680 Modified	8/23/17	8/25/17 3:06	CJM
Nonachlorobiphenyls	ND	0.0051	µg/L	1		EPA 680 Modified	8/23/17	8/25/17 3:06	CJM
Decachlorobiphenyl	ND	0.0051	µg/L	1	V-20	EPA 680 Modified	8/23/17	8/25/17 3:06	CJM
Total Polychlorinated biphenyls	0.0		µg/L	1		EPA 680 Modified	8/23/17	8/25/17 3:06	CJM

Surrogates	% Recovery	Recovery Limits	Flag/Qual		
Tetrachloro-m-xylene	98.4	50-125		8/25/17	3:06

con-test® ANALYTICAL LABORATORY
39 Spruce Street * East Longmeadow, MA 01028 * FAX 413/525-6405 * TEL. 413/525-2332

Project Location: Greenwich, CT | Sample Description: | Work Order: 17H1062

Date Received: 8/18/2017

Field Sample #: MW-AJ19-081717-1 | Sampled: 8/17/2017 14:25

Sample ID: 17H1062-09

Sample Matrix: Ground Water

PCB Homologues by GC/MS Water

Analyte	Results	RL	Units	Dilution	Flag/Qual	Method	Date Prepared	Date/Time Analyzed	Analyst
Monochlorobiphenyls	ND	0.0010	µg/L	1	V-20	EPA 680 Modified	8/23/17	8/25/17 3:44	CJM
Dichlorobiphenyls	ND	0.0010	µg/L	1		EPA 680 Modified	8/23/17	8/25/17 3:44	CJM
Trichlorobiphenyls	0.0074	0.0010	µg/L	1		EPA 680 Modified	8/23/17	8/25/17 3:44	CJM
Tetrachlorobiphenyls	0.0047	0.0020	µg/L	1		EPA 680 Modified	8/23/17	8/25/17 3:44	CJM
Pentachlorobiphenyls	ND	0.0020	µg/L	1	V-20	EPA 680 Modified	8/23/17	8/25/17 3:44	CJM
Hexachlorobiphenyls	ND	0.0020	µg/L	1		EPA 680 Modified	8/23/17	8/25/17 3:44	CJM
Heptachlorobiphenyls	ND	0.0030	µg/L	1		EPA 680 Modified	8/23/17	8/25/17 3:44	CJM
Octachlorobiphenyls	ND	0.0030	µg/L	1		EPA 680 Modified	8/23/17	8/25/17 3:44	CJM
Nonachlorobiphenyls	ND	0.0050	µg/L	1		EPA 680 Modified	8/23/17	8/25/17 3:44	CJM
Decachlorobiphenyl	ND	0.0050	µg/L	1	V-20	EPA 680 Modified	8/23/17	8/25/17 3:44	CJM
Total Polychlorinated biphenyls	0.012		µg/L	1		EPA 680 Modified	8/23/17	8/25/17 3:44	CJM

Surrogates	% Recovery	Recovery Limits	Flag/Qual		
Tetrachloro-m-xylene	97.8	50-125			8/25/17 3:44

con-test® ANALYTICAL LABORATORY
39 Spruce Street * East Longmeadow, MA 01028 * FAX 413/525-6405 * TEL. 413/525-2332

Project Location: Greenwich, CT | Sample Description: | Work Order: 17H1062

Date Received: 8/18/2017

Field Sample #: MW-X17-081717-1 | Sampled: 8/17/2017 14:30

Sample ID: 17H1062-10

Sample Matrix: Ground Water

PCB Homologues by GC/MS Water

Analyte	Results	RL	Units	Dilution	Flag/Qual	Method	Date Prepared	Date/Time Analyzed	Analyst
Monochlorobiphenyls	ND	0.0010	µg/L	1	V-20	EPA 680 Modified	8/23/17	8/25/17 4:21	CJM
Dichlorobiphenyls	ND	0.0010	µg/L	1		EPA 680 Modified	8/23/17	8/25/17 4:21	CJM
Trichlorobiphenyls	ND	0.0010	µg/L	1		EPA 680 Modified	8/23/17	8/25/17 4:21	CJM
Tetrachlorobiphenyls	ND	0.0020	µg/L	1		EPA 680 Modified	8/23/17	8/25/17 4:21	CJM
Pentachlorobiphenyls	ND	0.0020	µg/L	1	V-20	EPA 680 Modified	8/23/17	8/25/17 4:21	CJM
Hexachlorobiphenyls	ND	0.0020	µg/L	1		EPA 680 Modified	8/23/17	8/25/17 4:21	CJM
Heptachlorobiphenyls	ND	0.0031	µg/L	1		EPA 680 Modified	8/23/17	8/25/17 4:21	CJM
Octachlorobiphenyls	ND	0.0031	µg/L	1		EPA 680 Modified	8/23/17	8/25/17 4:21	CJM
Nonachlorobiphenyls	ND	0.0051	µg/L	1		EPA 680 Modified	8/23/17	8/25/17 4:21	CJM
Decachlorobiphenyl	ND	0.0051	µg/L	1	V-20	EPA 680 Modified	8/23/17	8/25/17 4:21	CJM
Total Polychlorinated biphenyls	0.0		µg/L	1		EPA 680 Modified	8/23/17	8/25/17 4:21	CJM

Surrogates	% Recovery	Recovery Limits	Flag/Qual		
Tetrachloro-m-xylene	76.4	50-125		8/25/17 4:21	

con-test® ANALYTICAL LABORATORY
39 Spruce Street * East Longmeadow, MA 01028 * FAX 413/525-6405 * TEL. 413/525-2332

Project Location: Greenwich, CT | Sample Description: | Work Order: 17H1062

Date Received: 8/18/2017

Field Sample #: MW-V18-081717-1 | Sampled: 8/17/2017 15:30

Sample ID: 17H1062-11

Sample Matrix: Ground Water

PCB Homologues by GC/MS Water

Analyte	Results	RL	Units	Dilution	Flag/Qual	Method	Date Prepared	Date/Time Analyzed	Analyst
Monochlorobiphenyls	ND	0.0010	µg/L	1	V-20	EPA 680 Modified	8/23/17	8/25/17 4:58	CJM
Dichlorobiphenyls	0.015	0.0010	µg/L	1		EPA 680 Modified	8/23/17	8/25/17 4:58	CJM
Trichlorobiphenyls	0.045	0.0010	µg/L	1		EPA 680 Modified	8/23/17	8/25/17 4:58	CJM
Tetrachlorobiphenyls	0.037	0.0020	µg/L	1		EPA 680 Modified	8/23/17	8/25/17 4:58	CJM
Pentachlorobiphenyls	ND	0.0020	µg/L	1	V-20	EPA 680 Modified	8/23/17	8/25/17 4:58	CJM
Hexachlorobiphenyls	ND	0.0020	µg/L	1		EPA 680 Modified	8/23/17	8/25/17 4:58	CJM
Heptachlorobiphenyls	ND	0.0030	µg/L	1		EPA 680 Modified	8/23/17	8/25/17 4:58	CJM
Octachlorobiphenyls	ND	0.0030	µg/L	1		EPA 680 Modified	8/23/17	8/25/17 4:58	CJM
Nonachlorobiphenyls	ND	0.0050	µg/L	1		EPA 680 Modified	8/23/17	8/25/17 4:58	CJM
Decachlorobiphenyl	ND	0.0050	µg/L	1	V-20	EPA 680 Modified	8/23/17	8/25/17 4:58	CJM
Total Polychlorinated biphenyls	0.097		µg/L	1		EPA 680 Modified	8/23/17	8/25/17 4:58	CJM

Surrogates	% Recovery	Recovery Limits	Flag/Qual		
Tetrachloro-m-xylene	95.4	50-125		8/25/17 4:58	

con-test® ANALYTICAL LABORATORY
39 Spruce Street * East Longmeadow, MA 01028 * FAX 413/525-6405 * TEL. 413/525-2332

Project Location: Greenwich, CT | Sample Description: | Work Order: 17H1062

Date Received: 8/18/2017

Field Sample #: MW-AA19-081817-1 | Sampled: 8/18/2017 09:45

Sample ID: 17H1062-12

Sample Matrix: Ground Water

PCB Homologues by GC/MS Water

Analyte	Results	RL	Units	Dilution	Flag/Qual	Method	Date Prepared	Date/Time Analyzed	Analyst
Monochlorobiphenyls	ND	0.0011	µg/L	1	V-20	EPA 680 Modified	8/23/17	8/25/17 5:36	CJM
Dichlorobiphenyls	ND	0.0011	µg/L	1		EPA 680 Modified	8/23/17	8/25/17 5:36	CJM
Trichlorobiphenyls	ND	0.0011	µg/L	1		EPA 680 Modified	8/23/17	8/25/17 5:36	CJM
Tetrachlorobiphenyls	ND	0.0022	µg/L	1		EPA 680 Modified	8/23/17	8/25/17 5:36	CJM
Pentachlorobiphenyls	ND	0.0022	µg/L	1	V-20	EPA 680 Modified	8/23/17	8/25/17 5:36	CJM
Hexachlorobiphenyls	ND	0.0022	µg/L	1		EPA 680 Modified	8/23/17	8/25/17 5:36	CJM
Heptachlorobiphenyls	ND	0.0032	µg/L	1		EPA 680 Modified	8/23/17	8/25/17 5:36	CJM
Octachlorobiphenyls	ND	0.0032	µg/L	1		EPA 680 Modified	8/23/17	8/25/17 5:36	CJM
Nonachlorobiphenyls	ND	0.0054	µg/L	1		EPA 680 Modified	8/23/17	8/25/17 5:36	CJM
Decachlorobiphenyl	ND	0.0054	µg/L	1	V-20	EPA 680 Modified	8/23/17	8/25/17 5:36	CJM
Total Polychlorinated biphenyls	0.0		µg/L	1		EPA 680 Modified	8/23/17	8/25/17 5:36	CJM

Surrogates	% Recovery	Recovery Limits	Flag/Qual		
Tetrachloro-m-xylene	80.2	50-125		8/25/17 5:36	

con-test® ANALYTICAL LABORATORY
39 Spruce Street * East Longmeadow, MA 01028 * FAX 413/525-6405 * TEL. 413/525-2332

Project Location: Greenwich, CT | Sample Description: | Work Order: 17H1062

Date Received: 8/18/2017

Field Sample #: MW-AV17-081817-1 | Sampled: 8/18/2017 10:40

Sample ID: 17H1062-13

Sample Matrix: Ground Water

PCB Homologues by GC/MS Water

Analyte	Results	RL	Units	Dilution	Flag/Qual	Method	Date Prepared	Date/Time Analyzed	Analyst
Monochlorobiphenyls	ND	0.0010	µg/L	1	V-20	EPA 680 Modified	8/23/17	8/25/17 6:13	CJM
Dichlorobiphenyls	ND	0.0010	µg/L	1		EPA 680 Modified	8/23/17	8/25/17 6:13	CJM
Trichlorobiphenyls	ND	0.0010	µg/L	1		EPA 680 Modified	8/23/17	8/25/17 6:13	CJM
Tetrachlorobiphenyls	ND	0.0021	µg/L	1		EPA 680 Modified	8/23/17	8/25/17 6:13	CJM
Pentachlorobiphenyls	ND	0.0021	µg/L	1	V-20	EPA 680 Modified	8/23/17	8/25/17 6:13	CJM
Hexachlorobiphenyls	ND	0.0021	µg/L	1		EPA 680 Modified	8/23/17	8/25/17 6:13	CJM
Heptachlorobiphenyls	ND	0.0031	µg/L	1		EPA 680 Modified	8/23/17	8/25/17 6:13	CJM
Octachlorobiphenyls	ND	0.0031	µg/L	1		EPA 680 Modified	8/23/17	8/25/17 6:13	CJM
Nonachlorobiphenyls	ND	0.0052	µg/L	1		EPA 680 Modified	8/23/17	8/25/17 6:13	CJM
Decachlorobiphenyl	ND	0.0052	µg/L	1	V-20	EPA 680 Modified	8/23/17	8/25/17 6:13	CJM
Total Polychlorinated biphenyls	0.0		µg/L	1		EPA 680 Modified	8/23/17	8/25/17 6:13	CJM

Surrogates	% Recovery	Recovery Limits	Flag/Qual	
Tetrachloro-m-xylene	92.9	50-125		8/25/17 6:13

con-test® ANALYTICAL LABORATORY
39 Spruce Street * East Longmeadow, MA 01028 * FAX 413/525-6405 * TEL. 413/525-2332

Project Location: Greenwich, CT | Sample Description: | Work Order: 17H1062

Date Received: 8/18/2017

Field Sample #: MW-AM21-081817-1 | Sampled: 8/18/2017 10:25

Sample ID: 17H1062-14

Sample Matrix: Ground Water

PCB Homologues by GC/MS Water

Analyte	Results	RL	Units	Dilution	Flag/Qual	Method	Date Prepared	Date/Time Analyzed	Analyst
Monochlorobiphenyls	ND	0.0011	µg/L	1	V-20	EPA 680 Modified	8/23/17	8/25/17 6:50	CJM
Dichlorobiphenyls	ND	0.0011	µg/L	1		EPA 680 Modified	8/23/17	8/25/17 6:50	CJM
Trichlorobiphenyls	ND	0.0011	µg/L	1		EPA 680 Modified	8/23/17	8/25/17 6:50	CJM
Tetrachlorobiphenyls	ND	0.0021	µg/L	1		EPA 680 Modified	8/23/17	8/25/17 6:50	CJM
Pentachlorobiphenyls	ND	0.0021	µg/L	1	V-20	EPA 680 Modified	8/23/17	8/25/17 6:50	CJM
Hexachlorobiphenyls	ND	0.0021	µg/L	1		EPA 680 Modified	8/23/17	8/25/17 6:50	CJM
Heptachlorobiphenyls	ND	0.0032	µg/L	1		EPA 680 Modified	8/23/17	8/25/17 6:50	CJM
Octachlorobiphenyls	ND	0.0032	µg/L	1		EPA 680 Modified	8/23/17	8/25/17 6:50	CJM
Nonachlorobiphenyls	ND	0.0053	µg/L	1		EPA 680 Modified	8/23/17	8/25/17 6:50	CJM
Decachlorobiphenyl	ND	0.0053	µg/L	1	V-20	EPA 680 Modified	8/23/17	8/25/17 6:50	CJM
Total Polychlorinated biphenyls	0.0		µg/L	1		EPA 680 Modified	8/23/17	8/25/17 6:50	CJM

Surrogates	% Recovery	Recovery Limits	Flag/Qual		
Tetrachloro-m-xylene	103	50-125			8/25/17 6:50

con-test® ANALYTICAL LABORATORY
39 Spruce Street * East Longmeadow, MA 01028 * FAX 413/525-6405 * TEL. 413/525-2332

Project Location: Greenwich, CT | Sample Description: | Work Order: 17H1062

Date Received: 8/18/2017

Field Sample #: MW-T23-081817-1 | Sampled: 8/18/2017 09:15

Sample ID: 17H1062-15

Sample Matrix: Ground Water

PCB Homologues by GC/MS Water

Analyte	Results	RL	Units	Dilution	Flag/Qual	Method	Date Prepared	Date/Time Analyzed	Analyst
Monochlorobiphenyls	ND	0.0010	µg/L	1	V-20	EPA 680 Modified	8/23/17	8/25/17 7:28	CJM
Dichlorobiphenyls	ND	0.0010	µg/L	1		EPA 680 Modified	8/23/17	8/25/17 7:28	CJM
Trichlorobiphenyls	ND	0.0010	µg/L	1		EPA 680 Modified	8/23/17	8/25/17 7:28	CJM
Tetrachlorobiphenyls	ND	0.0020	µg/L	1		EPA 680 Modified	8/23/17	8/25/17 7:28	CJM
Pentachlorobiphenyls	ND	0.0020	µg/L	1	V-20	EPA 680 Modified	8/23/17	8/25/17 7:28	CJM
Hexachlorobiphenyls	ND	0.0020	µg/L	1		EPA 680 Modified	8/23/17	8/25/17 7:28	CJM
Heptachlorobiphenyls	ND	0.0030	µg/L	1		EPA 680 Modified	8/23/17	8/25/17 7:28	CJM
Octachlorobiphenyls	ND	0.0030	µg/L	1		EPA 680 Modified	8/23/17	8/25/17 7:28	CJM
Nonachlorobiphenyls	ND	0.0050	µg/L	1		EPA 680 Modified	8/23/17	8/25/17 7:28	CJM
Decachlorobiphenyl	ND	0.0050	µg/L	1	V-20	EPA 680 Modified	8/23/17	8/25/17 7:28	CJM
Total Polychlorinated biphenyls	0.0		µg/L	1		EPA 680 Modified	8/23/17	8/25/17 7:28	CJM

Surrogates	% Recovery	Recovery Limits	Flag/Qual		
Tetrachloro-m-xylene	102	50-125			8/25/17 7:28

con-test® ANALYTICAL LABORATORY
39 Spruce Street * East Longmeadow, MA 01028 * FAX 413/525-6405 * TEL. 413/525-2332

Project Location: Greenwich, CT | Sample Description: | Work Order: 17H1062

Date Received: 8/18/2017

Field Sample #: GHS-WasteClass-081817-1 | Sampled: 8/17/2017 15:25

Sample ID: 17H1062-16

Sample Matrix: Soil

Volatile Organic Compounds by GC/MS

Analyte	Results	RL	Units	Dilution	Flag/Qual	Method	Date Prepared	Date/Time Analyzed	Analyst
Acetone	ND	0.090	mg/Kg dry	1		SW-846 8260C	8/21/17	8/21/17 16:22	MFF
Acrylonitrile	ND	0.0054	mg/Kg dry	1		SW-846 8260C	8/21/17	8/21/17 16:22	MFF
Benzene	ND	0.0018	mg/Kg dry	1		SW-846 8260C	8/21/17	8/21/17 16:22	MFF
Bromobenzene	ND	0.0018	mg/Kg dry	1		SW-846 8260C	8/21/17	8/21/17 16:22	MFF
Bromodichloromethane	ND	0.0018	mg/Kg dry	1		SW-846 8260C	8/21/17	8/21/17 16:22	MFF
Bromoform	ND	0.0018	mg/Kg dry	1		SW-846 8260C	8/21/17	8/21/17 16:22	MFF
Bromomethane	ND	0.0090	mg/Kg dry	1		SW-846 8260C	8/21/17	8/21/17 16:22	MFF
2-Butanone (MEK)	ND	0.036	mg/Kg dry	1		SW-846 8260C	8/21/17	8/21/17 16:22	MFF
n-Butylbenzene	ND	0.0018	mg/Kg dry	1		SW-846 8260C	8/21/17	8/21/17 16:22	MFF
sec-Butylbenzene	ND	0.0018	mg/Kg dry	1		SW-846 8260C	8/21/17	8/21/17 16:22	MFF
tert-Butylbenzene	ND	0.0018	mg/Kg dry	1		SW-846 8260C	8/21/17	8/21/17 16:22	MFF
Carbon Disulfide	ND	0.0054	mg/Kg dry	1		SW-846 8260C	8/21/17	8/21/17 16:22	MFF
Carbon Tetrachloride	ND	0.0018	mg/Kg dry	1		SW-846 8260C	8/21/17	8/21/17 16:22	MFF
Chlorobenzene	ND	0.0018	mg/Kg dry	1		SW-846 8260C	8/21/17	8/21/17 16:22	MFF
Chlorodibromomethane	ND	0.00090	mg/Kg dry	1		SW-846 8260C	8/21/17	8/21/17 16:22	MFF
Chloroethane	ND	0.018	mg/Kg dry	1		SW-846 8260C	8/21/17	8/21/17 16:22	MFF
Chloroform	ND	0.0036	mg/Kg dry	1		SW-846 8260C	8/21/17	8/21/17 16:22	MFF
Chloromethane	ND	0.0090	mg/Kg dry	1		SW-846 8260C	8/21/17	8/21/17 16:22	MFF
2-Chlorotoluene	ND	0.0018	mg/Kg dry	1		SW-846 8260C	8/21/17	8/21/17 16:22	MFF
4-Chlorotoluene	ND	0.0018	mg/Kg dry	1		SW-846 8260C	8/21/17	8/21/17 16:22	MFF
1,2-Dibromo-3-chloropropane (DBCP)	ND	0.0018	mg/Kg dry	1		SW-846 8260C	8/21/17	8/21/17 16:22	MFF
1,2-Dibromoethane (EDB)	ND	0.00090	mg/Kg dry	1		SW-846 8260C	8/21/17	8/21/17 16:22	MFF
Dibromomethane	ND	0.0018	mg/Kg dry	1		SW-846 8260C	8/21/17	8/21/17 16:22	MFF
1,2-Dichlorobenzene	ND	0.0018	mg/Kg dry	1		SW-846 8260C	8/21/17	8/21/17 16:22	MFF
1,3-Dichlorobenzene	ND	0.0018	mg/Kg dry	1		SW-846 8260C	8/21/17	8/21/17 16:22	MFF
1,4-Dichlorobenzene	ND	0.0018	mg/Kg dry	1		SW-846 8260C	8/21/17	8/21/17 16:22	MFF
trans-1,4-Dichloro-2-butene	ND	0.0036	mg/Kg dry	1		SW-846 8260C	8/21/17	8/21/17 16:22	MFF
Dichlorodifluoromethane (Freon 12)	ND	0.018	mg/Kg dry	1		SW-846 8260C	8/21/17	8/21/17 16:22	MFF
1,1-Dichloroethane	ND	0.0018	mg/Kg dry	1		SW-846 8260C	8/21/17	8/21/17 16:22	MFF
1,2-Dichloroethane	ND	0.0018	mg/Kg dry	1		SW-846 8260C	8/21/17	8/21/17 16:22	MFF
1,1-Dichloroethylene	ND	0.0036	mg/Kg dry	1		SW-846 8260C	8/21/17	8/21/17 16:22	MFF
cis-1,2-Dichloroethylene	ND	0.0018	mg/Kg dry	1		SW-846 8260C	8/21/17	8/21/17 16:22	MFF
trans-1,2-Dichloroethylene	ND	0.0018	mg/Kg dry	1		SW-846 8260C	8/21/17	8/21/17 16:22	MFF
1,2-Dichloropropane	ND	0.0018	mg/Kg dry	1		SW-846 8260C	8/21/17	8/21/17 16:22	MFF
1,3-Dichloropropane	ND	0.00090	mg/Kg dry	1		SW-846 8260C	8/21/17	8/21/17 16:22	MFF
2,2-Dichloropropane	ND	0.0018	mg/Kg dry	1		SW-846 8260C	8/21/17	8/21/17 16:22	MFF
1,1-Dichloropropene	ND	0.0018	mg/Kg dry	1		SW-846 8260C	8/21/17	8/21/17 16:22	MFF
cis-1,3-Dichloropropene	ND	0.00090	mg/Kg dry	1		SW-846 8260C	8/21/17	8/21/17 16:22	MFF
trans-1,3-Dichloropropene	ND	0.00090	mg/Kg dry	1		SW-846 8260C	8/21/17	8/21/17 16:22	MFF
Ethylbenzene	ND	0.0018	mg/Kg dry	1		SW-846 8260C	8/21/17	8/21/17 16:22	MFF
Hexachlorobutadiene	ND	0.0018	mg/Kg dry	1		SW-846 8260C	8/21/17	8/21/17 16:22	MFF
2-Hexanone (MBK)	ND	0.018	mg/Kg dry	1		SW-846 8260C	8/21/17	8/21/17 16:22	MFF
Isopropylbenzene (Cumene)	ND	0.0018	mg/Kg dry	1		SW-846 8260C	8/21/17	8/21/17 16:22	MFF
p-Isopropyltoluene (p-Cymene)	ND	0.0018	mg/Kg dry	1		SW-846 8260C	8/21/17	8/21/17 16:22	MFF

con-test® ANALYTICAL LABORATORY
39 Spruce Street * East Longmeadow, MA 01028 * FAX 413/525-6405 * TEL. 413/525-2332

Project Location: Greenwich, CT | Sample Description: | Work Order: 17H1062

Date Received: 8/18/2017

Field Sample #: GHS-WasteClass-081817-1 | Sampled: 8/17/2017 15:25

Sample ID: 17H1062-16

Sample Matrix: Soil

Volatile Organic Compounds by GC/MS

Analyte	Results	RL	Units	Dilution	Flag/Qual	Method	Date Prepared	Date/Time Analyzed	Analyst
Methyl tert-Butyl Ether (MTBE)	ND	0.0036	mg/Kg dry	1		SW-846 8260C	8/21/17	8/21/17 16:22	MFF
Methylene Chloride	ND	0.018	mg/Kg dry	1		SW-846 8260C	8/21/17	8/21/17 16:22	MFF
4-Methyl-2-pentanone (MIBK)	ND	0.018	mg/Kg dry	1		SW-846 8260C	8/21/17	8/21/17 16:22	MFF
Naphthalene	ND	0.0036	mg/Kg dry	1		SW-846 8260C	8/21/17	8/21/17 16:22	MFF
n-Propylbenzene	ND	0.0018	mg/Kg dry	1		SW-846 8260C	8/21/17	8/21/17 16:22	MFF
Styrene	ND	0.0018	mg/Kg dry	1		SW-846 8260C	8/21/17	8/21/17 16:22	MFF
1,1,1,2-Tetrachloroethane	ND	0.0018	mg/Kg dry	1		SW-846 8260C	8/21/17	8/21/17 16:22	MFF
1,1,2,2-Tetrachloroethane	ND	0.0036	mg/Kg dry	1		SW-846 8260C	8/21/17	8/21/17 16:22	MFF
Tetrachloroethylene	ND	0.0018	mg/Kg dry	1		SW-846 8260C	8/21/17	8/21/17 16:22	MFF
Tetrahydrofuran	ND	0.0090	mg/Kg dry	1	V-16	SW-846 8260C	8/21/17	8/21/17 16:22	MFF
Toluene	ND	0.0018	mg/Kg dry	1		SW-846 8260C	8/21/17	8/21/17 16:22	MFF
1,2,3-Trichlorobenzene	ND	0.0018	mg/Kg dry	1		SW-846 8260C	8/21/17	8/21/17 16:22	MFF
1,2,4-Trichlorobenzene	ND	0.0018	mg/Kg dry	1		SW-846 8260C	8/21/17	8/21/17 16:22	MFF
1,1,1-Trichloroethane	ND	0.0018	mg/Kg dry	1		SW-846 8260C	8/21/17	8/21/17 16:22	MFF
1,1,2-Trichloroethane	ND	0.0018	mg/Kg dry	1		SW-846 8260C	8/21/17	8/21/17 16:22	MFF
Trichloroethylene	ND	0.0018	mg/Kg dry	1		SW-846 8260C	8/21/17	8/21/17 16:22	MFF
Trichlorofluoromethane (Freon 11)	ND	0.0090	mg/Kg dry	1		SW-846 8260C	8/21/17	8/21/17 16:22	MFF
1,2,3-Trichloropropane	ND	0.0018	mg/Kg dry	1		SW-846 8260C	8/21/17	8/21/17 16:22	MFF
1,1,2-Trichloro-1,2,2-trifluoroethane (Freon 113)	ND	0.0090	mg/Kg dry	1		SW-846 8260C	8/21/17	8/21/17 16:22	MFF
1,2,4-Trimethylbenzene	ND	0.0018	mg/Kg dry	1		SW-846 8260C	8/21/17	8/21/17 16:22	MFF
1,3,5-Trimethylbenzene	ND	0.0018	mg/Kg dry	1		SW-846 8260C	8/21/17	8/21/17 16:22	MFF
Vinyl Chloride	ND	0.0090	mg/Kg dry	1		SW-846 8260C	8/21/17	8/21/17 16:22	MFF
m+p Xylene	ND	0.0036	mg/Kg dry	1		SW-846 8260C	8/21/17	8/21/17 16:22	MFF
o-Xylene	ND	0.0018	mg/Kg dry	1		SW-846 8260C	8/21/17	8/21/17 16:22	MFF

Surrogates	% Recovery	Recovery Limits	Flag/Qual	
1,2-Dichloroethane-d4	101	70-130		8/21/17 16:22
Toluene-d8	104	70-130		8/21/17 16:22
4-Bromofluorobenzene	101	70-130		8/21/17 16:22

con-test® ANALYTICAL LABORATORY
39 Spruce Street * East Longmeadow, MA 01028 * FAX 413/525-6405 * TEL. 413/525-2332

Project Location: Greenwich, CT | Sample Description: | Work Order: 17H1062

Date Received: 8/18/2017

Field Sample #: GHS-WasteClass-081817-1 | Sampled: 8/17/2017 15:25

Sample ID: 17H1062-16

Sample Matrix: Soil

Semivolatile Organic Compounds by GC/MS

Analyte	Results	RL	Units	Dilution	Flag/Qual	Method	Date Prepared	Date/Time Analyzed	Analyst
Acenaphthene	0.37	0.23	mg/Kg dry	1		SW-846 8270D	8/24/17	8/24/17 18:54	CDT
Acenaphthene	ND	0.23	mg/Kg dry	1		SW-846 8270D	8/22/17	8/28/17 9:03	BGL
Acenaphthylene	ND	0.23	mg/Kg dry	1		SW-846 8270D	8/24/17	8/24/17 18:54	CDT
Acenaphthylene	ND	0.23	mg/Kg dry	1		SW-846 8270D	8/22/17	8/28/17 9:03	BGL
Aniline	ND	0.47	mg/Kg dry	1		SW-846 8270D	8/24/17	8/24/17 18:54	CDT
Aniline	ND	0.46	mg/Kg dry	1		SW-846 8270D	8/22/17	8/28/17 9:03	BGL
Anthracene	0.65	0.23	mg/Kg dry	1		SW-846 8270D	8/24/17	8/24/17 18:54	CDT
Anthracene	ND	0.23	mg/Kg dry	1		SW-846 8270D	8/22/17	8/28/17 9:03	BGL
Benzo(a)anthracene	1.2	0.23	mg/Kg dry	1		SW-846 8270D	8/24/17	8/24/17 18:54	CDT
Benzo(a)anthracene	0.31	0.23	mg/Kg dry	1		SW-846 8270D	8/22/17	8/28/17 9:03	BGL
Benzo(a)pyrene	1.0	0.23	mg/Kg dry	1		SW-846 8270D	8/24/17	8/24/17 18:54	CDT
Benzo(a)pyrene	0.27	0.23	mg/Kg dry	1		SW-846 8270D	8/22/17	8/28/17 9:03	BGL
Benzo(b)fluoranthene	1.2	0.23	mg/Kg dry	1		SW-846 8270D	8/24/17	8/24/17 18:54	CDT
Benzo(b)fluoranthene	0.32	0.23	mg/Kg dry	1		SW-846 8270D	8/22/17	8/28/17 9:03	BGL
Benzo(g,h,i)perylene	0.47	0.23	mg/Kg dry	1		SW-846 8270D	8/24/17	8/24/17 18:54	CDT
Benzo(g,h,i)perylene	ND	0.23	mg/Kg dry	1		SW-846 8270D	8/22/17	8/28/17 9:03	BGL
Benzo(k)fluoranthene	0.48	0.23	mg/Kg dry	1		SW-846 8270D	8/24/17	8/24/17 18:54	CDT
Benzo(k)fluoranthene	ND	0.23	mg/Kg dry	1		SW-846 8270D	8/22/17	8/28/17 9:03	BGL
Bis(2-chloroethoxy)methane	ND	0.47	mg/Kg dry	1		SW-846 8270D	8/24/17	8/24/17 18:54	CDT
Bis(2-chloroethoxy)methane	ND	0.46	mg/Kg dry	1		SW-846 8270D	8/22/17	8/28/17 9:03	BGL
Bis(2-chloroethyl)ether	ND	0.47	mg/Kg dry	1		SW-846 8270D	8/24/17	8/24/17 18:54	CDT
Bis(2-chloroethyl)ether	ND	0.46	mg/Kg dry	1		SW-846 8270D	8/22/17	8/28/17 9:03	BGL
Bis(2-chloroisopropyl)ether	ND	0.47	mg/Kg dry	1		SW-846 8270D	8/24/17	8/24/17 18:54	CDT
Bis(2-chloroisopropyl)ether	ND	0.46	mg/Kg dry	1		SW-846 8270D	8/22/17	8/28/17 9:03	BGL
Bis(2-Ethylhexyl)phthalate	ND	0.47	mg/Kg dry	1		SW-846 8270D	8/24/17	8/24/17 18:54	CDT
Bis(2-Ethylhexyl)phthalate	ND	0.46	mg/Kg dry	1		SW-846 8270D	8/22/17	8/28/17 9:03	BGL
4-Bromophenylphenylether	ND	0.47	mg/Kg dry	1		SW-846 8270D	8/24/17	8/24/17 18:54	CDT
4-Bromophenylphenylether	ND	0.46	mg/Kg dry	1		SW-846 8270D	8/22/17	8/28/17 9:03	BGL
Butylbenzylphthalate	ND	0.47	mg/Kg dry	1		SW-846 8270D	8/24/17	8/24/17 18:54	CDT
Butylbenzylphthalate	ND	0.46	mg/Kg dry	1		SW-846 8270D	8/22/17	8/28/17 9:03	BGL
Carbazole	0.26	0.23	mg/Kg dry	1		SW-846 8270D	8/24/17	8/24/17 18:54	CDT
Carbazole	ND	0.23	mg/Kg dry	1		SW-846 8270D	8/22/17	8/28/17 9:03	BGL
4-Chloroaniline	ND	0.91	mg/Kg dry	1	L-04	SW-846 8270D	8/24/17	8/24/17 18:54	CDT
4-Chloroaniline	ND	0.90	mg/Kg dry	1		SW-846 8270D	8/22/17	8/28/17 9:03	BGL
4-Chloro-3-methylphenol	ND	0.91	mg/Kg dry	1		SW-846 8270D	8/24/17	8/24/17 18:54	CDT
4-Chloro-3-methylphenol	ND	0.90	mg/Kg dry	1		SW-846 8270D	8/22/17	8/28/17 9:03	BGL
2-Chloronaphthalene	ND	0.47	mg/Kg dry	1		SW-846 8270D	8/24/17	8/24/17 18:54	CDT
2-Chloronaphthalene	ND	0.46	mg/Kg dry	1		SW-846 8270D	8/22/17	8/28/17 9:03	BGL
2-Chlorophenol	ND	0.47	mg/Kg dry	1		SW-846 8270D	8/24/17	8/24/17 18:54	CDT
2-Chlorophenol	ND	0.46	mg/Kg dry	1		SW-846 8270D	8/22/17	8/28/17 9:03	BGL
4-Chlorophenylphenylether	ND	0.46	mg/Kg dry	1		SW-846 8270D	8/22/17	8/28/17 9:03	BGL
4-Chlorophenylphenylether	ND	0.47	mg/Kg dry	1		SW-846 8270D	8/24/17	8/24/17 18:54	CDT
Chrysene	1.2	0.23	mg/Kg dry	1		SW-846 8270D	8/24/17	8/24/17 18:54	CDT
Chrysene	0.30	0.23	mg/Kg dry	1		SW-846 8270D	8/22/17	8/28/17 9:03	BGL

con-test® ANALYTICAL LABORATORY
39 Spruce Street * East Longmeadow, MA 01028 * FAX 413/525-6405 * TEL. 413/525-2332

Project Location: Greenwich, CT | Sample Description: | Work Order: 17H1062

Date Received: 8/18/2017

Field Sample #: GHS-WasteClass-081817-1 | Sampled: 8/17/2017 15:25

Sample ID: 17H1062-16

Sample Matrix: Soil

Semivolatile Organic Compounds by GC/MS

Analyte	Results	RL	Units	Dilution	Flag/Qual	Method	Date Prepared	Date/Time Analyzed	Analyst
Dibenz(a,h)anthracene	ND	0.23	mg/Kg dry	1		SW-846 8270D	8/24/17	8/24/17 18:54	CDT
Dibenz(a,h)anthracene	ND	0.23	mg/Kg dry	1		SW-846 8270D	8/22/17	8/28/17 9:03	BGL
Dibenzofuran	ND	0.47	mg/Kg dry	1		SW-846 8270D	8/24/17	8/24/17 18:54	CDT
Dibenzofuran	ND	0.46	mg/Kg dry	1		SW-846 8270D	8/22/17	8/28/17 9:03	BGL
Di-n-butylphthalate	ND	0.47	mg/Kg dry	1		SW-846 8270D	8/24/17	8/24/17 18:54	CDT
Di-n-butylphthalate	ND	0.46	mg/Kg dry	1		SW-846 8270D	8/22/17	8/28/17 9:03	BGL
3,3-Dichlorobenzidine	ND	0.23	mg/Kg dry	1		SW-846 8270D	8/24/17	8/24/17 18:54	CDT
3,3-Dichlorobenzidine	ND	0.23	mg/Kg dry	1		SW-846 8270D	8/22/17	8/28/17 9:03	BGL
2,4-Dichlorophenol	ND	0.47	mg/Kg dry	1		SW-846 8270D	8/24/17	8/24/17 18:54	CDT
2,4-Dichlorophenol	ND	0.46	mg/Kg dry	1		SW-846 8270D	8/22/17	8/28/17 9:03	BGL
Diethylphthalate	ND	0.47	mg/Kg dry	1		SW-846 8270D	8/24/17	8/24/17 18:54	CDT
Diethylphthalate	ND	0.46	mg/Kg dry	1		SW-846 8270D	8/22/17	8/28/17 9:03	BGL
2,4-Dimethylphenol	ND	0.47	mg/Kg dry	1		SW-846 8270D	8/24/17	8/24/17 18:54	CDT
2,4-Dimethylphenol	ND	0.46	mg/Kg dry	1		SW-846 8270D	8/22/17	8/28/17 9:03	BGL
Dimethylphthalate	ND	0.47	mg/Kg dry	1		SW-846 8270D	8/24/17	8/24/17 18:54	CDT
Dimethylphthalate	ND	0.46	mg/Kg dry	1		SW-846 8270D	8/22/17	8/28/17 9:03	BGL
4,6-Dinitro-2-methylphenol	ND	0.47	mg/Kg dry	1		SW-846 8270D	8/24/17	8/24/17 18:54	CDT
4,6-Dinitro-2-methylphenol	ND	0.46	mg/Kg dry	1	L-04	SW-846 8270D	8/22/17	8/28/17 9:03	BGL
2,4-Dinitrophenol	ND	0.91	mg/Kg dry	1		SW-846 8270D	8/24/17	8/24/17 18:54	CDT
2,4-Dinitrophenol	ND	0.90	mg/Kg dry	1	L-04	SW-846 8270D	8/22/17	8/28/17 9:03	BGL
2,4-Dinitrotoluene	ND	0.47	mg/Kg dry	1		SW-846 8270D	8/24/17	8/24/17 18:54	CDT
2,4-Dinitrotoluene	ND	0.46	mg/Kg dry	1		SW-846 8270D	8/22/17	8/28/17 9:03	BGL
2,6-Dinitrotoluene	ND	0.47	mg/Kg dry	1		SW-846 8270D	8/24/17	8/24/17 18:54	CDT
2,6-Dinitrotoluene	ND	0.46	mg/Kg dry	1		SW-846 8270D	8/22/17	8/28/17 9:03	BGL
Di-n-octylphthalate	ND	0.47	mg/Kg dry	1		SW-846 8270D	8/24/17	8/24/17 18:54	CDT
Di-n-octylphthalate	ND	0.46	mg/Kg dry	1		SW-846 8270D	8/22/17	8/28/17 9:03	BGL
Fluoranthene	2.7	0.23	mg/Kg dry	1		SW-846 8270D	8/24/17	8/24/17 18:54	CDT
Fluoranthene	0.72	0.23	mg/Kg dry	1		SW-846 8270D	8/22/17	8/28/17 9:03	BGL
Fluorene	0.39	0.23	mg/Kg dry	1		SW-846 8270D	8/24/17	8/24/17 18:54	CDT
Fluorene	ND	0.23	mg/Kg dry	1		SW-846 8270D	8/22/17	8/28/17 9:03	BGL
Hexachlorobenzene	ND	0.47	mg/Kg dry	1		SW-846 8270D	8/24/17	8/24/17 18:54	CDT
Hexachlorobenzene	ND	0.46	mg/Kg dry	1		SW-846 8270D	8/22/17	8/28/17 9:03	BGL
Hexachlorobutadiene	ND	0.47	mg/Kg dry	1		SW-846 8270D	8/24/17	8/24/17 18:54	CDT
Hexachlorobutadiene	ND	0.46	mg/Kg dry	1		SW-846 8270D	8/22/17	8/28/17 9:03	BGL
Hexachlorocyclopentadiene	ND	0.47	mg/Kg dry	1		SW-846 8270D	8/24/17	8/24/17 18:54	CDT
Hexachlorocyclopentadiene	ND	0.46	mg/Kg dry	1		SW-846 8270D	8/22/17	8/28/17 9:03	BGL
Hexachloroethane	ND	0.47	mg/Kg dry	1		SW-846 8270D	8/24/17	8/24/17 18:54	CDT
Hexachloroethane	ND	0.46	mg/Kg dry	1		SW-846 8270D	8/22/17	8/28/17 9:03	BGL
Indeno(1,2,3-cd)pyrene	0.50	0.23	mg/Kg dry	1		SW-846 8270D	8/24/17	8/24/17 18:54	CDT
Indeno(1,2,3-cd)pyrene	ND	0.23	mg/Kg dry	1		SW-846 8270D	8/22/17	8/28/17 9:03	BGL
Isophorone	ND	0.47	mg/Kg dry	1		SW-846 8270D	8/24/17	8/24/17 18:54	CDT
Isophorone	ND	0.46	mg/Kg dry	1		SW-846 8270D	8/22/17	8/28/17 9:03	BGL
2-Methylnaphthalene	ND	0.23	mg/Kg dry	1		SW-846 8270D	8/24/17	8/24/17 18:54	CDT
2-Methylnaphthalene	ND	0.23	mg/Kg dry	1		SW-846 8270D	8/22/17	8/28/17 9:03	BGL

con-test® ANALYTICAL LABORATORY
39 Spruce Street * East Longmeadow, MA 01028 * FAX 413/525-6405 * TEL. 413/525-2332

Project Location: Greenwich, CT | Sample Description: | Work Order: 17H1062

Date Received: 8/18/2017

Field Sample #: GHS-WasteClass-081817-1 | Sampled: 8/17/2017 15:25

Sample ID: 17H1062-16

Sample Matrix: Soil

Semivolatile Organic Compounds by GC/MS

Analyte	Results	RL	Units	Dilution	Flag/Qual	Method	Date Prepared	Date/Time Analyzed	Analyst
2-Methylphenol	ND	0.47	mg/Kg dry	1		SW-846 8270D	8/24/17	8/24/17 18:54	CDT
2-Methylphenol	ND	0.46	mg/Kg dry	1		SW-846 8270D	8/22/17	8/28/17 9:03	BGL
3/4-Methylphenol	ND	0.47	mg/Kg dry	1		SW-846 8270D	8/24/17	8/24/17 18:54	CDT
3/4-Methylphenol	ND	0.46	mg/Kg dry	1		SW-846 8270D	8/22/17	8/28/17 9:03	BGL
Naphthalene	ND	0.23	mg/Kg dry	1		SW-846 8270D	8/24/17	8/24/17 18:54	CDT
Naphthalene	0.25	0.23	mg/Kg dry	1		SW-846 8270D	8/22/17	8/28/17 9:03	BGL
2-Nitroaniline	ND	0.47	mg/Kg dry	1		SW-846 8270D	8/24/17	8/24/17 18:54	CDT
2-Nitroaniline	ND	0.46	mg/Kg dry	1		SW-846 8270D	8/22/17	8/28/17 9:03	BGL
3-Nitroaniline	ND	0.47	mg/Kg dry	1		SW-846 8270D	8/24/17	8/24/17 18:54	CDT
3-Nitroaniline	ND	0.46	mg/Kg dry	1		SW-846 8270D	8/22/17	8/28/17 9:03	BGL
4-Nitroaniline	ND	0.47	mg/Kg dry	1		SW-846 8270D	8/24/17	8/24/17 18:54	CDT
4-Nitroaniline	ND	0.46	mg/Kg dry	1		SW-846 8270D	8/22/17	8/28/17 9:03	BGL
Nitrobenzene	ND	0.47	mg/Kg dry	1		SW-846 8270D	8/24/17	8/24/17 18:54	CDT
Nitrobenzene	ND	0.46	mg/Kg dry	1		SW-846 8270D	8/22/17	8/28/17 9:03	BGL
2-Nitrophenol	ND	0.47	mg/Kg dry	1		SW-846 8270D	8/24/17	8/24/17 18:54	CDT
2-Nitrophenol	ND	0.46	mg/Kg dry	1		SW-846 8270D	8/22/17	8/28/17 9:03	BGL
4-Nitrophenol	ND	0.91	mg/Kg dry	1		SW-846 8270D	8/24/17	8/24/17 18:54	CDT
4-Nitrophenol	ND	0.90	mg/Kg dry	1		SW-846 8270D	8/22/17	8/28/17 9:03	BGL
N-Nitrosodiphenylamine	ND	0.47	mg/Kg dry	1		SW-846 8270D	8/24/17	8/24/17 18:54	CDT
N-Nitrosodiphenylamine	ND	0.46	mg/Kg dry	1		SW-846 8270D	8/22/17	8/28/17 9:03	BGL
N-Nitrosodi-n-propylamine	ND	0.47	mg/Kg dry	1		SW-846 8270D	8/24/17	8/24/17 18:54	CDT
N-Nitrosodi-n-propylamine	ND	0.46	mg/Kg dry	1		SW-846 8270D	8/22/17	8/28/17 9:03	BGL
Pentachloronitrobenzene	ND	0.47	mg/Kg dry	1		SW-846 8270D	8/24/17	8/24/17 18:54	CDT
Pentachloronitrobenzene	ND	0.46	mg/Kg dry	1	V-16	SW-846 8270D	8/22/17	8/28/17 9:03	BGL
Pentachlorophenol	ND	0.47	mg/Kg dry	1		SW-846 8270D	8/24/17	8/24/17 18:54	CDT
Pentachlorophenol	ND	0.46	mg/Kg dry	1		SW-846 8270D	8/22/17	8/28/17 9:03	BGL
Phenanthrene	2.4	0.23	mg/Kg dry	1		SW-846 8270D	8/24/17	8/24/17 18:54	CDT
Phenanthrene	0.65	0.23	mg/Kg dry	1		SW-846 8270D	8/22/17	8/28/17 9:03	BGL
Phenol	ND	0.47	mg/Kg dry	1		SW-846 8270D	8/24/17	8/24/17 18:54	CDT
Phenol	ND	0.46	mg/Kg dry	1		SW-846 8270D	8/22/17	8/28/17 9:03	BGL
Pyrene	2.3	0.23	mg/Kg dry	1		SW-846 8270D	8/24/17	8/24/17 18:54	CDT
Pyrene	0.65	0.23	mg/Kg dry	1		SW-846 8270D	8/22/17	8/28/17 9:03	BGL
Pyridine	ND	0.46	mg/Kg dry	1		SW-846 8270D	8/22/17	8/28/17 9:03	BGL
Pyridine	ND	0.47	mg/Kg dry	1		SW-846 8270D	8/24/17	8/24/17 18:54	CDT
1,2,4,5-Tetrachlorobenzene	ND	0.47	mg/Kg dry	1		SW-846 8270D	8/24/17	8/24/17 18:54	CDT
1,2,4,5-Tetrachlorobenzene	ND	0.46	mg/Kg dry	1		SW-846 8270D	8/22/17	8/28/17 9:03	BGL
1,2,4-Trichlorobenzene	ND	0.47	mg/Kg dry	1		SW-846 8270D	8/24/17	8/24/17 18:54	CDT
1,2,4-Trichlorobenzene	ND	0.46	mg/Kg dry	1		SW-846 8270D	8/22/17	8/28/17 9:03	BGL
2,4,5-Trichlorophenol	ND	0.47	mg/Kg dry	1		SW-846 8270D	8/24/17	8/24/17 18:54	CDT
2,4,5-Trichlorophenol	ND	0.46	mg/Kg dry	1		SW-846 8270D	8/22/17	8/28/17 9:03	BGL
2,4,6-Trichlorophenol	ND	0.47	mg/Kg dry	1		SW-846 8270D	8/24/17	8/24/17 18:54	CDT
2,4,6-Trichlorophenol	ND	0.46	mg/Kg dry	1		SW-846 8270D	8/22/17	8/28/17 9:03	BGL

Surrogates	% Recovery		Recovery Limits	Flag/Qual		
2-Fluorophenol	**15.1**	*	30-130	S-19		8/24/17 18:54

39 Spruce Street * East Longmeadow, MA 01028 * FAX 413/525-6405 * TEL. 413/525-2332

Project Location: Greenwich, CT | Sample Description: | Work Order: 17H1062

Date Received: 8/18/2017

Field Sample #: GHS-WasteClass-081817-1 | Sampled: 8/17/2017 15:25

Sample ID: 17H1062-16

Sample Matrix: Soil

Semivolatile Organic Compounds by GC/MS

Analyte	Results	RL		Units	Dilution	Flag/Qual	Method	Date Prepared	Date/Time Analyzed	Analyst
Surrogates		**% Recovery**		**Recovery Limits**		**Flag/Qual**				
2-Fluorophenol		44.9		30-130					8/28/17 9:03	
Phenol-d6		57.5		30-130					8/24/17 18:54	
Phenol-d6		64.7		30-130					8/28/17 9:03	
Nitrobenzene-d5		73.7		30-130					8/24/17 18:54	
Nitrobenzene-d5		53.6		30-130					8/28/17 9:03	
2-Fluorobiphenyl		40.8		30-130					8/24/17 18:54	
2-Fluorobiphenyl		60.4		30-130					8/28/17 9:03	
2,4,6-Tribromophenol		**4.68**	*	30-130		S-19			8/24/17 18:54	
2,4,6-Tribromophenol		**6.12**	*	30-130		S-08			8/28/17 9:03	
p-Terphenyl-d14		49.0		30-130					8/24/17 18:54	
p-Terphenyl-d14		67.7		30-130					8/28/17 9:03	

con-test® ANALYTICAL LABORATORY
39 Spruce Street * East Longmeadow, MA 01028 * FAX 413/525-6405 * TEL. 413/525-2332

Project Location: Greenwich, CT | Sample Description: | Work Order: 17H1062

Date Received: 8/18/2017

Field Sample #: GHS-WasteClass-081817-1 | Sampled: 8/17/2017 15:25

Sample ID: 17H1062-16

Sample Matrix: Soil

Sample Flags: DL-03

Organochloride Pesticides by GC/ECD

Analyte	Results	RL	Units	Dilution	Flag/Qual	Method	Date Prepared	Date/Time Analyzed	Analyst
Alachlor [1]	ND	0.27	mg/Kg dry	10		SW-846 8081B	8/20/17	8/25/17 19:12	TG
Aldrin [1]	ND	0.069	mg/Kg dry	10		SW-846 8081B	8/20/17	8/25/17 19:12	TG
alpha-BHC [1]	ND	0.069	mg/Kg dry	10		SW-846 8081B	8/20/17	8/25/17 19:12	TG
beta-BHC [1]	ND	0.069	mg/Kg dry	10		SW-846 8081B	8/20/17	8/25/17 19:12	TG
delta-BHC [1]	ND	0.069	mg/Kg dry	10		SW-846 8081B	8/20/17	8/25/17 19:12	TG
gamma-BHC (Lindane) [1]	ND	0.027	mg/Kg dry	10		SW-846 8081B	8/20/17	8/25/17 19:12	TG
Chlordane [1]	ND	0.27	mg/Kg dry	10		SW-846 8081B	8/20/17	8/25/17 19:12	TG
4,4'-DDD [1]	ND	0.055	mg/Kg dry	10		SW-846 8081B	8/20/17	8/25/17 19:12	TG
4,4'-DDE [1]	ND	0.055	mg/Kg dry	10		SW-846 8081B	8/20/17	8/25/17 19:12	TG
4,4'-DDT [1]	ND	0.055	mg/Kg dry	10		SW-846 8081B	8/20/17	8/25/17 19:12	TG
Dieldrin [1]	ND	0.055	mg/Kg dry	10		SW-846 8081B	8/20/17	8/25/17 19:12	TG
Endosulfan I [1]	ND	0.069	mg/Kg dry	10		SW-846 8081B	8/20/17	8/25/17 19:12	TG
Endosulfan II [1]	ND	0.11	mg/Kg dry	10		SW-846 8081B	8/20/17	8/25/17 19:12	TG
Endosulfan sulfate [1]	ND	0.11	mg/Kg dry	10		SW-846 8081B	8/20/17	8/25/17 19:12	TG
Endrin [1]	ND	0.11	mg/Kg dry	10		SW-846 8081B	8/20/17	8/25/17 19:12	TG
Endrin aldehyde [1]	ND	0.11	mg/Kg dry	10		SW-846 8081B	8/20/17	8/25/17 19:12	TG
Endrin ketone [1]	ND	0.11	mg/Kg dry	10		SW-846 8081B	8/20/17	8/25/17 19:12	TG
Heptachlor [1]	ND	0.069	mg/Kg dry	10		SW-846 8081B	8/20/17	8/25/17 19:12	TG
Heptachlor epoxide [1]	ND	0.069	mg/Kg dry	10		SW-846 8081B	8/20/17	8/25/17 19:12	TG
Hexachlorobenzene [1]	ND	0.082	mg/Kg dry	10		SW-846 8081B	8/20/17	8/25/17 19:12	TG
Methoxychlor [1]	ND	0.69	mg/Kg dry	10		SW-846 8081B	8/20/17	8/25/17 19:12	TG
Toxaphene [1]	ND	1.4	mg/Kg dry	10		SW-846 8081B	8/20/17	8/25/17 19:12	TG

Surrogates	% Recovery	Recovery Limits	Flag/Qual	
Decachlorobiphenyl [1]	71.7	30-150		8/25/17 19:12
Decachlorobiphenyl [2]	75.4	30-150		8/25/17 19:12
Tetrachloro-m-xylene [1]	72.4	30-150		8/25/17 19:12
Tetrachloro-m-xylene [2]	68.1	30-150		8/25/17 19:12

con-test® ANALYTICAL LABORATORY
39 Spruce Street * East Longmeadow, MA 01028 * FAX 413/525-6405 * TEL. 413/525-2332

Project Location: Greenwich, CT | Sample Description: | Work Order: 17H1062

Date Received: 8/18/2017

Field Sample #: GHS-WasteClass-081817-1 | Sampled: 8/17/2017 15:25

Sample ID: 17H1062-16

Sample Matrix: Soil

Polychlorinated Biphenyls By GC/ECD

Analyte	Results	RL	Units	Dilution	Flag/Qual	Method	Date Prepared	Date/Time Analyzed	Analyst
Aroclor-1016 [1]	ND	6.9	mg/Kg dry	250		SW-846 8082A	8/22/17	8/26/17 9:54	JMB
Aroclor-1221 [1]	ND	6.9	mg/Kg dry	250		SW-846 8082A	8/22/17	8/26/17 9:54	JMB
Aroclor-1232 [1]	ND	6.9	mg/Kg dry	250		SW-846 8082A	8/22/17	8/26/17 9:54	JMB
Aroclor-1242 [2]	32	6.9	mg/Kg dry	250		SW-846 8082A	8/22/17	8/26/17 9:54	JMB
Aroclor-1248 [1]	ND	6.9	mg/Kg dry	250		SW-846 8082A	8/22/17	8/26/17 9:54	JMB
Aroclor-1254 [1]	ND	6.9	mg/Kg dry	250		SW-846 8082A	8/22/17	8/26/17 9:54	JMB
Aroclor-1260 [1]	ND	6.9	mg/Kg dry	250		SW-846 8082A	8/22/17	8/26/17 9:54	JMB
Aroclor-1262 [1]	ND	6.9	mg/Kg dry	250		SW-846 8082A	8/22/17	8/26/17 9:54	JMB
Aroclor-1268 [1]	ND	6.9	mg/Kg dry	250		SW-846 8082A	8/22/17	8/26/17 9:54	JMB

Surrogates	% Recovery	Recovery Limits	Flag/Qual	
Decachlorobiphenyl [1]	*	30-150	S-01	8/26/17 9:54
Decachlorobiphenyl [2]	*	30-150	S-01	8/26/17 9:54
Tetrachloro-m-xylene [1]	*	30-150	S-01	8/26/17 9:54
Tetrachloro-m-xylene [2]	*	30-150	S-01	8/26/17 9:54

39 Spruce Street * East Longmeadow, MA 01028 * FAX 413/525-6405 * TEL. 413/525-2332

Project Location: Greenwich, CT | Sample Description: | Work Order: 17H1062

Date Received: 8/18/2017

Field Sample #: GHS-WasteClass-081817-1 | Sampled: 8/17/2017 15:25

Sample ID: 17H1062-16

Sample Matrix: Soil

Herbicides by GC/ECD

Analyte	Results	RL	Units	Dilution	Flag/Qual	Method	Date Prepared	Date/Time Analyzed	Analyst
2,4-D [1]	ND	34	µg/kg dry	1		SW-846 8151A	8/22/17	8/26/17 5:38	TG
2,4,5-TP (Silvex) [1]	ND	3.4	µg/kg dry	1		SW-846 8151A	8/22/17	8/26/17 5:38	TG
2,4,5-T [1]	ND	3.4	µg/kg dry	1		SW-846 8151A	8/22/17	8/26/17 5:38	TG
Dalalpon [1]	ND	85	µg/kg dry	1		SW-846 8151A	8/22/17	8/26/17 5:38	TG
Dicamba [1]	ND	3.4	µg/kg dry	1		SW-846 8151A	8/22/17	8/26/17 5:38	TG

Surrogates	% Recovery	Recovery Limits	Flag/Qual				
2,4-Dichlorophenylacetic acid [1]	45.8	30-150				8/26/17 5:38	
2,4-Dichlorophenylacetic acid [2]	70.6	30-150				8/26/17 5:38	

39 Spruce Street * East Longmeadow, MA 01028 * FAX 413/525-6405 * TEL. 413/525-2332

Project Location: Greenwich, CT | Sample Description: | Work Order: 17H1062

Date Received: 8/18/2017

Field Sample #: GHS-WasteClass-081817-1 | Sampled: 8/17/2017 15:25

Sample ID: 17H1062-16

Sample Matrix: Soil

Petroleum Hydrocarbons Analyses

Analyte	Results	RL	Units	Dilution	Flag/Qual	Method	Date Prepared	Date/Time Analyzed	Analyst
CT ETPH	290	69	mg/Kg dry	5		CTDEP ETPH	8/23/17	8/25/17 9:56	SCS

Surrogates	% Recovery	Recovery Limits	Flag/Qual	
o-Terphenyl	72.8	50-150		8/25/17 9:56

con-test® ANALYTICAL LABORATORY
39 Spruce Street * East Longmeadow, MA 01028 * FAX 413/525-6405 * TEL. 413/525-2332

Project Location: Greenwich, CT | Sample Description: | Work Order: 17H1062

Date Received: 8/18/2017

Field Sample #: GHS-WasteClass-081817-1 | Sampled: 8/17/2017 15:25

Sample ID: 17H1062-16

Sample Matrix: Soil

Metals Analyses (Total)

Analyte	Results	RL	Units	Dilution	Flag/Qual	Method	Date Prepared	Date/Time Analyzed	Analyst
Arsenic	4.6	3.2	mg/Kg dry	1		SW-846 6010C-D	8/22/17	8/23/17 19:29	QNW
Barium	200	3.2	mg/Kg dry	1		SW-846 6010C-D	8/22/17	8/23/17 19:29	QNW
Cadmium	3.6	0.32	mg/Kg dry	1		SW-846 6010C-D	8/22/17	8/23/17 19:29	QNW
Chromium	53	0.63	mg/Kg dry	1		SW-846 6010C-D	8/22/17	8/23/17 19:29	QNW
Lead	300	0.95	mg/Kg dry	1		SW-846 6010C-D	8/22/17	8/23/17 19:29	QNW
Mercury	0.10	0.033	mg/Kg dry	1		SW-846 7471B	8/22/17	8/23/17 11:48	TJK
Selenium	ND	6.3	mg/Kg dry	1		SW-846 6010C-D	8/22/17	8/23/17 19:29	QNW
Silver	ND	0.63	mg/Kg dry	1		SW-846 6010C-D	8/22/17	8/23/17 19:29	QNW

con-test® ANALYTICAL LABORATORY
39 Spruce Street * East Longmeadow, MA 01028 * FAX 413/525-6405 * TEL. 413/525-2332

Project Location: Greenwich, CT | Sample Description: | Work Order: 17H1062

Date Received: 8/18/2017

Field Sample #: GHS-WasteClass-081817-1 | Sampled: 8/17/2017 15:25

Sample ID: 17H1062-16

Sample Matrix: Soil

Conventional Chemistry Parameters by EPA/APHA/SW-846 Methods (Total)

Analyte	Results	RL	Units	Dilution	Flag/Qual	Method	Date Prepared	Date/Time Analyzed	Analyst
Flashpoint	> 212 °F		°F	1		SW-846 1010A	8/23/17	8/23/17 9:45	MMH
Free Liquid	Absent		present/absent	1		SW-846 9095B	8/21/17	8/21/17 10:00	LL
pH @20.6°C	12		pH Units	1	H-01	SW-846 9045C	8/21/17	8/21/17 12:01	DJM
Reactive Cyanide	ND	3.9	mg/Kg	1		SW-846 9014	8/22/17	8/23/17 11:20	LL
Reactive Sulfide	ND	20	mg/Kg	1		SW-846 9030A	8/22/17	8/23/17 11:30	LL
% Solids	72.9		% Wt	1		SM 2540G	8/21/17	8/22/17 7:41	CTL

39 Spruce Street * East Longmeadow, MA 01028 * FAX 413/525-6405 * TEL. 413/525-2332

Project Location: Greenwich, CT | Sample Description: | Work Order: 17H1062

Date Received: 8/18/2017

Field Sample #: GHS-WasteClass-081817-1 | Sampled: 8/17/2017 15:25

Sample ID: 17H1062-16

Sample Matrix: Soil

TCLP - Volatile Organic Compounds by GC/MS

Analyte	Results	RL	Units	Dilution	Flag/Qual	Method	Date Prepared	Date/Time Analyzed	Analyst
Benzene	ND	0.010	mg/L	10		SW-846 8260C	8/24/17	8/25/17 3:08	LBD
2-Butanone (MEK)	ND	0.20	mg/L	10		SW-846 8260C	8/24/17	8/25/17 3:08	LBD
Carbon Tetrachloride	ND	0.050	mg/L	10		SW-846 8260C	8/24/17	8/25/17 3:08	LBD
Chlorobenzene	ND	0.010	mg/L	10		SW-846 8260C	8/24/17	8/25/17 3:08	LBD
Chloroform	ND	0.020	mg/L	10		SW-846 8260C	8/24/17	8/25/17 3:08	LBD
1,4-Dichlorobenzene	ND	0.010	mg/L	10		SW-846 8260C	8/24/17	8/25/17 3:08	LBD
1,2-Dichloroethane	ND	0.010	mg/L	10		SW-846 8260C	8/24/17	8/25/17 3:08	LBD
1,1-Dichloroethylene	ND	0.010	mg/L	10		SW-846 8260C	8/24/17	8/25/17 3:08	LBD
Tetrachloroethylene	ND	0.010	mg/L	10		SW-846 8260C	8/24/17	8/25/17 3:08	LBD
Trichloroethylene	ND	0.010	mg/L	10		SW-846 8260C	8/24/17	8/25/17 3:08	LBD
Vinyl Chloride	ND	0.020	mg/L	10		SW-846 8260C	8/24/17	8/25/17 3:08	LBD

Surrogates	% Recovery	Recovery Limits	Flag/Qual		
1,2-Dichloroethane-d4	91.8	70-130			8/25/17 3:08
Toluene-d8	98.8	70-130			8/25/17 3:08
4-Bromofluorobenzene	93.5	70-130			8/25/17 3:08

con-test® ANALYTICAL LABORATORY
39 Spruce Street * East Longmeadow, MA 01028 * FAX 413/525-6405 * TEL. 413/525-2332

Project Location: Greenwich, CT | Sample Description: | Work Order: 17H1062

Date Received: 8/18/2017

Field Sample #: GHS-WasteClass-081817-1 | Sampled: 8/17/2017 15:25

Sample ID: 17H1062-16

Sample Matrix: Soil

TCLP - Metals Analyses

Analyte	Results	RL	Units	Dilution	Flag/Qual	Method	Date Prepared	Date/Time Analyzed	Analyst
Arsenic	ND	0.010	mg/L	1		SW-846 6010C-D	8/23/17	8/24/17 15:48	QNW
Mercury	ND	0.00010	mg/L	1		SW-846 7470A	8/23/17	8/23/17 12:39	TJK
Barium	1.3	0.050	mg/L	1		SW-846 6010C-D	8/23/17	8/24/17 15:48	QNW
Cadmium	ND	0.0040	mg/L	1		SW-846 6010C-D	8/23/17	8/24/17 15:48	QNW
Chromium	ND	0.010	mg/L	1		SW-846 6010C-D	8/23/17	8/24/17 15:48	QNW
Lead	0.044	0.010	mg/L	1		SW-846 6010C-D	8/23/17	8/24/17 15:48	QNW
Selenium	ND	0.050	mg/L	1		SW-846 6010C-D	8/23/17	8/24/17 15:48	QNW
Silver	ND	0.0050	mg/L	1		SW-846 6010C-D	8/23/17	8/24/17 15:48	QNW

39 Spruce Street * East Longmeadow, MA 01028 * FAX 413/525-6405 * TEL. 413/525-2332

Sample Extraction Data

Prep Method: SW-846 3546-CTDEP ETPH

Lab Number [Field ID]	Batch	Initial [g]	Final [mL]	Date
17H1062-16 [GHS-WasteClass-081817-1]	B184743	30.0	1.00	08/23/17

Prep Method: SW-846 3510C-EPA 680 Modified

Lab Number [Field ID]	Batch	Initial [mL]	Final [mL]	Date
17H1062-01 [MW-L25-081617-1]	B184765	1000	1.00	08/23/17
17H1062-02 [MW-R20-081617-1]	B184765	910	1.00	08/23/17
17H1062-03 [MW-R20-081617-2]	B184765	930	1.00	08/23/17
17H1062-04 [MW-Y26-081617-1]	B184765	1000	1.00	08/23/17
17H1062-05 [MW-AP28-081717-1]	B184765	980	1.00	08/23/17
17H1062-06 [MW-BB34-081717-1]	B184765	950	1.00	08/23/17
17H1062-07 [MW-AG30-081717-1]	B184765	980	1.00	08/23/17
17H1062-08 [MW-F35-081717-1]	B184765	980	1.00	08/23/17
17H1062-09 [MW-AJ19-081717-1]	B184765	1000	1.00	08/23/17
17H1062-10 [MW-X17-081717-1]	B184765	980	1.00	08/23/17
17H1062-11 [MW-V18-081717-1]	B184765	1000	1.00	08/23/17
17H1062-12 [MW-AA19-081817-1]	B184765	930	1.00	08/23/17
17H1062-13 [MW-AV17-081817-1]	B184765	960	1.00	08/23/17
17H1062-14 [MW-AM21-081817-1]	B184765	950	1.00	08/23/17
17H1062-15 [MW-T23-081817-1]	B184765	1000	1.00	08/23/17

Prep Method: % Solids-SM 2540G

Lab Number [Field ID]	Batch	Date
17H1062-16 [GHS-WasteClass-081817-1]	B184521	08/21/17

SW-846 1010A

Lab Number [Field ID]	Batch	Initial [g]	Final [mL]	Date
17H1062-16 [GHS-WasteClass-081817-1]	B184739	50.0	50.0	08/23/17

Prep Method: SW-846 3050B-SW-846 6010C-D

Lab Number [Field ID]	Batch	Initial [g]	Final [mL]	Date
17H1062-16 [GHS-WasteClass-081817-1]	B184593	1.08	50.0	08/22/17

Prep Method: SW-846 3010A-SW-846 6010C-D **Leachates were extracted on 8/22/2017 per SW-846 1311 in Batch B184664**

Lab Number [Field ID]	Batch	Initial [mL]	Final [mL]	Date
17H1062-16 [GHS-WasteClass-081817-1]	B184724	50.0	50.0	08/23/17

Prep Method: SW-846 7470A Prep-SW-846 7470A **Leachates were extracted on 8/22/2017 per SW-846 1311 in Batch B184664**

Lab Number [Field ID]	Batch	Initial [mL]	Final [mL]	Date
17H1062-16 [GHS-WasteClass-081817-1]	B184725	6.00	6.00	08/23/17

con-test® ANALYTICAL LABORATORY
39 Spruce Street * East Longmeadow, MA 01028 * FAX 413/525-6405 * TEL. 413/525-2332

Sample Extraction Data

Prep Method: SW-846 7471-SW-846 7471B

Lab Number [Field ID]	Batch	Initial [g]	Final [mL]	Date
17H1062-16 [GHS-WasteClass-081817-1]	B184603	0.619	50.0	08/22/17

Prep Method: SW-846 3546-SW-846 8081B

Lab Number [Field ID]	Batch	Initial [g]	Final [mL]	Date
17H1062-16 [GHS-WasteClass-081817-1]	B184501	10.0	10.0	08/20/17

Prep Method: SW-846 3546-SW-846 8082A

Lab Number [Field ID]	Batch	Initial [g]	Final [mL]	Date
17H1062-16 [GHS-WasteClass-081817-1]	B184636	10.0	10.0	08/22/17

Prep Method: SW-846 8151-SW-846 8151A

Lab Number [Field ID]	Batch	Initial [g]	Final [mL]	Date
17H1062-16 [GHS-WasteClass-081817-1]	B184595	20.1	5.00	08/22/17

Prep Method: SW-846 5030B-SW-846 8260C

Lab Number [Field ID]	Batch	Initial [mL]	Final [mL]	Date
17H1062-16 [GHS-WasteClass-081817-1]	B184540	7.58	10.0	08/21/17

Prep Method: SW-846 5030B-SW-846 8260C **Leachates were extracted on 8/23/2017 per SW-846 1311 in Batch B184751**

Lab Number [Field ID]	Batch	Initial [mL]	Final [mL]	Date
17H1062-16 [GHS-WasteClass-081817-1]	B184819	5.00	5.00	08/24/17

Prep Method: SW-846 3546-SW-846 8270D

Lab Number [Field ID]	Batch	Initial [g]	Final [mL]	Date
17H1062-16 [GHS-WasteClass-081817-1]	B184638	30.3	1.00	08/22/17

Prep Method: SW-846 3546-SW-846 8270D

Lab Number [Field ID]	Batch	Initial [g]	Final [mL]	Date
17H1062-16RE1 [GHS-WasteClass-081817-1]	B184855	30.0	1.00	08/24/17

SW-846 9014

Lab Number [Field ID]	Batch	Initial [g]	Final [mL]	Date
17H1062-16 [GHS-WasteClass-081817-1]	B184605	25.5	250	08/22/17

39 Spruce Street * East Longmeadow, MA 01028 * FAX 413/525-6405 * TEL. 413/525-2332

Sample Extraction Data

SW-846 9030A

Lab Number [Field ID]	Batch	Initial [g]	Final [mL]	Date
17H1062-16 [GHS-WasteClass-081817-1]	B184607	25.5	250	08/22/17

SW-846 9045C

Lab Number [Field ID]	Batch	Initial [g]	Date
17H1062-16 [GHS-WasteClass-081817-1]	B184535	20.0	08/21/17

SW-846 9095B

Lab Number [Field ID]	Batch	Initial [g]	Final [mL]	Date
17H1062-16 [GHS-WasteClass-081817-1]	B184515	100	100	08/21/17

con-test® ANALYTICAL LABORATORY
39 Spruce Street * East Longmeadow, MA 01028 * FAX 413/525-6405 * TEL. 413/525-2332

QUALITY CONTROL

PCB Homologues by GC/MS Water - Quality Control

Analyte	Result	Reporting Limit	Units	Spike Level	Source Result	%REC	%REC Limits	RPD	RPD Limit	Notes
Batch B184765 - SW-846 3510C										
Blank (B184765-BLK1)				Prepared: 08/23/17 Analyzed: 08/24/17						
Monochlorobiphenyls	ND	0.0010	µg/L							
Dichlorobiphenyls	ND	0.0010	µg/L							
Trichlorobiphenyls	ND	0.0010	µg/L							
Tetrachlorobiphenyls	ND	0.0020	µg/L							
Pentachlorobiphenyls	ND	0.0020	µg/L							V-20
Hexachlorobiphenyls	ND	0.0020	µg/L							
Heptachlorobiphenyls	ND	0.0030	µg/L							
Octachlorobiphenyls	ND	0.0030	µg/L							
Nonachlorobiphenyls	ND	0.0050	µg/L							
Decachlorobiphenyl	ND	0.0050	µg/L							V-20
Total Polychlorinated biphenyls	0.0		µg/L							
Surrogate: Tetrachloro-m-xylene	*0.188*		µg/L	0.200		93.8	50-125			
LCS (B184765-BS1)				Prepared: 08/23/17 Analyzed: 08/24/17						
Monochlorobiphenyls	0.19	0.0010	µg/L	0.200		93.5	40-140			
Dichlorobiphenyls	0.19	0.0010	µg/L	0.200		96.6	40-140			
Trichlorobiphenyls	0.17	0.0010	µg/L	0.200		84.5	40-140			
Tetrachlorobiphenyls	0.35	0.0020	µg/L	0.400		87.2	40-140			
Pentachlorobiphenyls	0.37	0.0020	µg/L	0.400		93.1	40-140			V-06
Hexachlorobiphenyls	0.35	0.0020	µg/L	0.400		87.5	40-140			
Heptachlorobiphenyls	0.50	0.0030	µg/L	0.600		84.1	40-140			
Octachlorobiphenyls	0.52	0.0030	µg/L	0.600		86.6	40-140			
Nonachlorobiphenyls	0.93	0.0050	µg/L	1.00		92.9	40-140			
Decachlorobiphenyl	0.89	0.0050	µg/L	1.00		88.6	40-140			V-06
Surrogate: Tetrachloro-m-xylene	*0.209*		µg/L	0.200		104	50-125			
LCS Dup (B184765-BSD1)				Prepared: 08/23/17 Analyzed: 08/24/17						
Monochlorobiphenyls	0.19	0.0010	µg/L	0.200		97.4	40-140	4.09	50	
Dichlorobiphenyls	0.20	0.0010	µg/L	0.200		100	40-140	3.58	50	
Trichlorobiphenyls	0.18	0.0010	µg/L	0.200		88.1	40-140	4.10	50	
Tetrachlorobiphenyls	0.36	0.0020	µg/L	0.400		90.1	40-140	3.27	50	
Pentachlorobiphenyls	0.39	0.0020	µg/L	0.400		97.3	40-140	4.42	50	V-06
Hexachlorobiphenyls	0.36	0.0020	µg/L	0.400		88.9	40-140	1.53	50	
Heptachlorobiphenyls	0.51	0.0030	µg/L	0.600		85.3	40-140	1.44	50	
Octachlorobiphenyls	0.53	0.0030	µg/L	0.600		88.0	40-140	1.63	50	
Nonachlorobiphenyls	0.95	0.0050	µg/L	1.00		95.3	40-140	2.56	50	
Decachlorobiphenyl	0.91	0.0050	µg/L	1.00		90.9	40-140	2.65	50	V-06
Surrogate: Tetrachloro-m-xylene	*0.200*		µg/L	0.200		100	50-125			
Matrix Spike (B184765-MS1)	**Source: 17H1062-01**			Prepared: 08/23/17 Analyzed: 08/24/17						
Monochlorobiphenyls	0.194	0.0010	µg/L	0.200	ND	96.8	0-200			
Dichlorobiphenyls	0.200	0.0010	µg/L	0.200	ND	100	0-200			
Trichlorobiphenyls	0.173	0.0010	µg/L	0.200	ND	86.3	0-200			
Tetrachlorobiphenyls	0.356	0.0020	µg/L	0.400	ND	89.0	0-200			
Pentachlorobiphenyls	0.371	0.0020	µg/L	0.400	ND	92.7	0-200			V-06
Hexachlorobiphenyls	0.352	0.0020	µg/L	0.400	ND	87.9	0-200			
Heptachlorobiphenyls	0.510	0.0030	µg/L	0.600	ND	85.0	0-200			
Octachlorobiphenyls	0.539	0.0030	µg/L	0.600	ND	89.9	0-200			
Nonachlorobiphenyls	0.965	0.0050	µg/L	1.00	ND	96.5	0-200			
Decachlorobiphenyl	0.937	0.0050	µg/L	1.00	ND	93.7	0-200			V-06
Surrogate: Tetrachloro-m-xylene	*0.197*		µg/L	0.200		98.3	50-125			

con-test® ANALYTICAL LABORATORY
39 Spruce Street * East Longmeadow, MA 01028 * FAX 413/525-6405 * TEL. 413/525-2332

QUALITY CONTROL

PCB Homologues by GC/MS Water - Quality Control

Analyte	Result	Reporting Limit	Units	Spike Level	Source Result	%REC	%REC Limits	RPD	RPD Limit	Notes
Batch B184765 - SW-846 3510C										
Matrix Spike Dup (B184765-MSD1)		**Source: 17H1062-01**		Prepared: 08/23/17 Analyzed: 08/24/17						
Monochlorobiphenyls	0.204	0.0010	µg/L	0.206	ND	99.0	0-200	5.37		
Dichlorobiphenyls	0.219	0.0010	µg/L	0.206	ND	106	0-200	9.15		
Trichlorobiphenyls	0.193	0.0010	µg/L	0.206	ND	93.8	0-200	11.4		
Tetrachlorobiphenyls	0.408	0.0021	µg/L	0.412	ND	98.8	0-200	13.5		
Pentachlorobiphenyls	0.433	0.0021	µg/L	0.412	ND	105	0-200	15.4		V-06
Hexachlorobiphenyls	0.408	0.0021	µg/L	0.412	ND	99.0	0-200	14.9		
Heptachlorobiphenyls	0.608	0.0031	µg/L	0.619	ND	98.2	0-200	17.4		
Octachlorobiphenyls	0.640	0.0031	µg/L	0.619	ND	103	0-200	17.0		
Nonachlorobiphenyls	1.15	0.0052	µg/L	1.03	ND	111	0-200	17.1		
Decachlorobiphenyl	1.08	0.0052	µg/L	1.03	ND	104	0-200	13.8		V-06
Surrogate: Tetrachloro-m-xylene	*0.214*		µg/L	0.206		104	50-125			

con-test® ANALYTICAL LABORATORY
39 Spruce Street * East Longmeadow, MA 01028 * FAX 413/525-6405 * TEL. 413/525-2332

QUALITY CONTROL

Volatile Organic Compounds by GC/MS - Quality Control

Analyte	Result	Reporting Limit	Units	Spike Level	Source Result	%REC	%REC Limits	RPD	RPD Limit	Notes
Batch B184540 - SW-846 5030B										
Blank (B184540-BLK1)				Prepared & Analyzed: 08/21/17						
Acetone	ND	0.10	mg/Kg wet							
Acrylonitrile	ND	0.0060	mg/Kg wet							
Benzene	ND	0.0020	mg/Kg wet							
Bromobenzene	ND	0.0020	mg/Kg wet							
Bromodichloromethane	ND	0.0020	mg/Kg wet							
Bromoform	ND	0.0020	mg/Kg wet							
Bromomethane	ND	0.010	mg/Kg wet							
2-Butanone (MEK)	ND	0.040	mg/Kg wet							
n-Butylbenzene	ND	0.0020	mg/Kg wet							
sec-Butylbenzene	ND	0.0020	mg/Kg wet							
tert-Butylbenzene	ND	0.0020	mg/Kg wet							
Carbon Disulfide	ND	0.0060	mg/Kg wet							
Carbon Tetrachloride	ND	0.0020	mg/Kg wet							
Chlorobenzene	ND	0.0020	mg/Kg wet							
Chlorodibromomethane	ND	0.0010	mg/Kg wet							
Chloroethane	ND	0.020	mg/Kg wet							
Chloroform	ND	0.0040	mg/Kg wet							
Chloromethane	ND	0.010	mg/Kg wet							
2-Chlorotoluene	ND	0.0020	mg/Kg wet							
4-Chlorotoluene	ND	0.0020	mg/Kg wet							
1,2-Dibromo-3-chloropropane (DBCP)	ND	0.0020	mg/Kg wet							
1,2-Dibromoethane (EDB)	ND	0.0010	mg/Kg wet							
Dibromomethane	ND	0.0020	mg/Kg wet							
1,2-Dichlorobenzene	ND	0.0020	mg/Kg wet							
1,3-Dichlorobenzene	ND	0.0020	mg/Kg wet							
1,4-Dichlorobenzene	ND	0.0020	mg/Kg wet							
trans-1,4-Dichloro-2-butene	ND	0.0040	mg/Kg wet							
Dichlorodifluoromethane (Freon 12)	ND	0.020	mg/Kg wet							
1,1-Dichloroethane	ND	0.0020	mg/Kg wet							
1,2-Dichloroethane	ND	0.0020	mg/Kg wet							
1,1-Dichloroethylene	ND	0.0040	mg/Kg wet							
cis-1,2-Dichloroethylene	ND	0.0020	mg/Kg wet							
trans-1,2-Dichloroethylene	ND	0.0020	mg/Kg wet							
1,2-Dichloropropane	ND	0.0020	mg/Kg wet							
1,3-Dichloropropane	ND	0.0010	mg/Kg wet							
2,2-Dichloropropane	ND	0.0020	mg/Kg wet							
1,1-Dichloropropene	ND	0.0020	mg/Kg wet							
cis-1,3-Dichloropropene	ND	0.0010	mg/Kg wet							
trans-1,3-Dichloropropene	ND	0.0010	mg/Kg wet							
Ethylbenzene	ND	0.0020	mg/Kg wet							
Hexachlorobutadiene	ND	0.0020	mg/Kg wet							
2-Hexanone (MBK)	ND	0.020	mg/Kg wet							
Isopropylbenzene (Cumene)	ND	0.0020	mg/Kg wet							
p-Isopropyltoluene (p-Cymene)	ND	0.0020	mg/Kg wet							
Methyl tert-Butyl Ether (MTBE)	ND	0.0040	mg/Kg wet							
Methylene Chloride	ND	0.020	mg/Kg wet							
4-Methyl-2-pentanone (MIBK)	ND	0.020	mg/Kg wet							
Naphthalene	ND	0.0040	mg/Kg wet							
n-Propylbenzene	ND	0.0020	mg/Kg wet							
Styrene	ND	0.0020	mg/Kg wet							
1,1,1,2-Tetrachloroethane	ND	0.0020	mg/Kg wet							
1,1,2,2-Tetrachloroethane	ND	0.0010	mg/Kg wet							

con-test® ANALYTICAL LABORATORY
39 Spruce Street * East Longmeadow, MA 01028 * FAX 413/525-6405 * TEL. 413/525-2332

QUALITY CONTROL

Volatile Organic Compounds by GC/MS - Quality Control

Analyte	Result	Reporting Limit	Units	Spike Level	Source Result	%REC	%REC Limits	RPD	RPD Limit	Notes
Batch B184540 - SW-846 5030B										
Blank (B184540-BLK1)				Prepared & Analyzed: 08/21/17						
Tetrachloroethylene	ND	0.0020	mg/Kg wet							
Tetrahydrofuran	ND	0.010	mg/Kg wet							V-16
Toluene	ND	0.0020	mg/Kg wet							
1,2,3-Trichlorobenzene	ND	0.0020	mg/Kg wet							
1,2,4-Trichlorobenzene	ND	0.0020	mg/Kg wet							
1,1,1-Trichloroethane	ND	0.0020	mg/Kg wet							
1,1,2-Trichloroethane	ND	0.0020	mg/Kg wet							
Trichloroethylene	ND	0.0020	mg/Kg wet							
Trichlorofluoromethane (Freon 11)	ND	0.010	mg/Kg wet							
1,2,3-Trichloropropane	ND	0.0020	mg/Kg wet							
1,1,2-Trichloro-1,2,2-trifluoroethane (Freon 113)	ND	0.010	mg/Kg wet							
1,2,4-Trimethylbenzene	ND	0.0020	mg/Kg wet							
1,3,5-Trimethylbenzene	ND	0.0020	mg/Kg wet							
Vinyl Chloride	ND	0.010	mg/Kg wet							
m+p Xylene	ND	0.0040	mg/Kg wet							
o-Xylene	ND	0.0020	mg/Kg wet							
Surrogate: 1,2-Dichloroethane-d4	*0.0543*		mg/Kg wet	0.0500		109	70-130			
Surrogate: Toluene-d8	*0.0527*		mg/Kg wet	0.0500		105	70-130			
Surrogate: 4-Bromofluorobenzene	*0.0514*		mg/Kg wet	0.0500		103	70-130			
LCS (B184540-BS1)				Prepared & Analyzed: 08/21/17						
Acetone	0.182	0.10	mg/Kg wet	0.200		91.0	70-130			
Acrylonitrile	0.0232	0.0060	mg/Kg wet	0.0200		116	70-130			
Benzene	0.0195	0.0020	mg/Kg wet	0.0200		97.6	70-130			
Bromobenzene	0.0174	0.0020	mg/Kg wet	0.0200		86.8	70-130			
Bromodichloromethane	0.0183	0.0020	mg/Kg wet	0.0200		91.4	70-130			
Bromoform	0.0174	0.0020	mg/Kg wet	0.0200		86.8	70-130			
Bromomethane	0.0225	0.010	mg/Kg wet	0.0200		112	70-130			
2-Butanone (MEK)	0.221	0.040	mg/Kg wet	0.200		110	70-130			
n-Butylbenzene	0.0190	0.0020	mg/Kg wet	0.0200		95.2	70-130			
sec-Butylbenzene	0.0203	0.0020	mg/Kg wet	0.0200		102	70-130			
tert-Butylbenzene	0.0207	0.0020	mg/Kg wet	0.0200		104	70-130			
Carbon Disulfide	0.214	0.0060	mg/Kg wet	0.200		107	70-130			
Carbon Tetrachloride	0.0188	0.0020	mg/Kg wet	0.0200		94.0	70-130			
Chlorobenzene	0.0175	0.0020	mg/Kg wet	0.0200		87.6	70-130			
Chlorodibromomethane	0.0200	0.0010	mg/Kg wet	0.0200		100	70-130			
Chloroethane	0.0162	0.020	mg/Kg wet	0.0200		80.9	70-130			
Chloroform	0.0186	0.0040	mg/Kg wet	0.0200		92.9	70-130			
Chloromethane	0.0224	0.010	mg/Kg wet	0.0200		112	70-130			
2-Chlorotoluene	0.0186	0.0020	mg/Kg wet	0.0200		93.0	70-130			
4-Chlorotoluene	0.0188	0.0020	mg/Kg wet	0.0200		93.9	70-130			
1,2-Dibromo-3-chloropropane (DBCP)	0.0195	0.0020	mg/Kg wet	0.0200		97.6	70-130			
1,2-Dibromoethane (EDB)	0.0206	0.0010	mg/Kg wet	0.0200		103	70-130			
Dibromomethane	0.0184	0.0020	mg/Kg wet	0.0200		92.2	70-130			
1,2-Dichlorobenzene	0.0195	0.0020	mg/Kg wet	0.0200		97.4	70-130			
1,3-Dichlorobenzene	0.0191	0.0020	mg/Kg wet	0.0200		95.3	70-130			
1,4-Dichlorobenzene	0.0188	0.0020	mg/Kg wet	0.0200		93.8	70-130			
trans-1,4-Dichloro-2-butene	0.0187	0.0040	mg/Kg wet	0.0200		93.4	70-130			
Dichlorodifluoromethane (Freon 12)	0.0185	0.020	mg/Kg wet	0.0200		92.5	70-130			
1,1-Dichloroethane	0.0207	0.0020	mg/Kg wet	0.0200		103	70-130			
1,2-Dichloroethane	0.0227	0.0020	mg/Kg wet	0.0200		113	70-130			
1,1-Dichloroethylene	0.0206	0.0040	mg/Kg wet	0.0200		103	70-130			

con-test® ANALYTICAL LABORATORY
39 Spruce Street * East Longmeadow, MA 01028 * FAX 413/525-6405 * TEL. 413/525-2332

QUALITY CONTROL

Volatile Organic Compounds by GC/MS - Quality Control

Analyte	Result	Reporting Limit	Units	Spike Level	Source Result	%REC	%REC Limits	RPD	RPD Limit	Notes
Batch B184540 - SW-846 5030B										
LCS (B184540-BS1)				Prepared & Analyzed: 08/21/17						
cis-1,2-Dichloroethylene	0.0198	0.0020	mg/Kg wet	0.0200		99.1	70-130			
trans-1,2-Dichloroethylene	0.0248	0.0020	mg/Kg wet	0.0200		124	70-130			
1,2-Dichloropropane	0.0214	0.0020	mg/Kg wet	0.0200		107	70-130			
1,3-Dichloropropane	0.0200	0.0010	mg/Kg wet	0.0200		100	70-130			
2,2-Dichloropropane	0.0193	0.0020	mg/Kg wet	0.0200		96.5	70-130			
1,1-Dichloropropene	0.0194	0.0020	mg/Kg wet	0.0200		97.2	70-130			
cis-1,3-Dichloropropene	0.0189	0.0010	mg/Kg wet	0.0200		94.7	70-130			
trans-1,3-Dichloropropene	0.0192	0.0010	mg/Kg wet	0.0200		96.0	70-130			
Ethylbenzene	0.0187	0.0020	mg/Kg wet	0.0200		93.3	70-130			
Hexachlorobutadiene	0.0212	0.0020	mg/Kg wet	0.0200		106	70-130			
2-Hexanone (MBK)	0.214	0.020	mg/Kg wet	0.200		107	70-130			
Isopropylbenzene (Cumene)	0.0203	0.0020	mg/Kg wet	0.0200		101	70-130			
p-Isopropyltoluene (p-Cymene)	0.0204	0.0020	mg/Kg wet	0.0200		102	70-130			
Methyl tert-Butyl Ether (MTBE)	0.0193	0.0040	mg/Kg wet	0.0200		96.3	70-130			
Methylene Chloride	0.0234	0.020	mg/Kg wet	0.0200		117	70-130			
4-Methyl-2-pentanone (MIBK)	0.221	0.020	mg/Kg wet	0.200		110	70-130			
Naphthalene	0.0178	0.0040	mg/Kg wet	0.0200		88.8	70-130			
n-Propylbenzene	0.0181	0.0020	mg/Kg wet	0.0200		90.7	70-130			
Styrene	0.0182	0.0020	mg/Kg wet	0.0200		90.9	70-130			
1,1,1,2-Tetrachloroethane	0.0195	0.0020	mg/Kg wet	0.0200		97.7	70-130			
1,1,2,2-Tetrachloroethane	0.0175	0.0010	mg/Kg wet	0.0200		87.4	70-130			
Tetrachloroethylene	0.0208	0.0020	mg/Kg wet	0.0200		104	70-130			
Tetrahydrofuran	0.0189	0.010	mg/Kg wet	0.0200		94.3	70-130			V-16
Toluene	0.0192	0.0020	mg/Kg wet	0.0200		95.9	70-130			
1,2,3-Trichlorobenzene	0.0191	0.0020	mg/Kg wet	0.0200		95.3	70-130			
1,2,4-Trichlorobenzene	0.0193	0.0020	mg/Kg wet	0.0200		96.7	70-130			
1,1,1-Trichloroethane	0.0212	0.0020	mg/Kg wet	0.0200		106	70-130			
1,1,2-Trichloroethane	0.0189	0.0020	mg/Kg wet	0.0200		94.3	70-130			
Trichloroethylene	0.0199	0.0020	mg/Kg wet	0.0200		99.3	70-130			
Trichlorofluoromethane (Freon 11)	0.0245	0.010	mg/Kg wet	0.0200		122	70-130			
1,2,3-Trichloropropane	0.0208	0.0020	mg/Kg wet	0.0200		104	70-130			
1,1,2-Trichloro-1,2,2-trifluoroethane (Freon 113)	0.0232	0.010	mg/Kg wet	0.0200		116	70-130			
1,2,4-Trimethylbenzene	0.0208	0.0020	mg/Kg wet	0.0200		104	70-130			
1,3,5-Trimethylbenzene	0.0199	0.0020	mg/Kg wet	0.0200		99.5	70-130			
Vinyl Chloride	0.0197	0.010	mg/Kg wet	0.0200		98.5	70-130			
m+p Xylene	0.0371	0.0040	mg/Kg wet	0.0400		92.6	70-130			
o-Xylene	0.0188	0.0020	mg/Kg wet	0.0200		94.2	70-130			
Surrogate: 1,2-Dichloroethane-d4	*0.0529*		mg/Kg wet	0.0500		106	70-130			
Surrogate: Toluene-d8	*0.0527*		mg/Kg wet	0.0500		105	70-130			
Surrogate: 4-Bromofluorobenzene	*0.0511*		mg/Kg wet	0.0500		102	70-130			

con-test® ANALYTICAL LABORATORY
39 Spruce Street * East Longmeadow, MA 01028 * FAX 413/525-6405 * TEL. 413/525-2332

QUALITY CONTROL

Semivolatile Organic Compounds by GC/MS - Quality Control

Analyte	Result	Reporting Limit	Units	Spike Level	Source Result	%REC	%REC Limits	RPD	RPD Limit	Notes
Batch B184638 - SW-846 3546										
Blank (B184638-BLK1)				Prepared: 08/22/17 Analyzed: 08/23/17						
Acenaphthene	ND	0.17	mg/Kg wet							
Acenaphthylene	ND	0.17	mg/Kg wet							
Aniline	ND	0.34	mg/Kg wet							
Anthracene	ND	0.17	mg/Kg wet							
Benzo(a)anthracene	ND	0.17	mg/Kg wet							
Benzo(a)pyrene	ND	0.17	mg/Kg wet							
Benzo(b)fluoranthene	ND	0.17	mg/Kg wet							
Benzo(g,h,i)perylene	ND	0.17	mg/Kg wet							
Benzo(k)fluoranthene	ND	0.17	mg/Kg wet							
Bis(2-chloroethoxy)methane	ND	0.34	mg/Kg wet							
Bis(2-chloroethyl)ether	ND	0.34	mg/Kg wet							
Bis(2-chloroisopropyl)ether	ND	0.34	mg/Kg wet							
Bis(2-Ethylhexyl)phthalate	ND	0.34	mg/Kg wet							
4-Bromophenylphenylether	ND	0.34	mg/Kg wet							
Butylbenzylphthalate	ND	0.34	mg/Kg wet							
Carbazole	ND	0.17	mg/Kg wet							
4-Chloroaniline	ND	0.66	mg/Kg wet							
4-Chloro-3-methylphenol	ND	0.66	mg/Kg wet							
2-Chloronaphthalene	ND	0.34	mg/Kg wet							
2-Chlorophenol	ND	0.34	mg/Kg wet							
4-Chlorophenylphenylether	ND	0.34	mg/Kg wet							
Chrysene	ND	0.17	mg/Kg wet							
Dibenz(a,h)anthracene	ND	0.17	mg/Kg wet							
Dibenzofuran	ND	0.34	mg/Kg wet							
Di-n-butylphthalate	ND	0.34	mg/Kg wet							
3,3-Dichlorobenzidine	ND	0.17	mg/Kg wet							
2,4-Dichlorophenol	ND	0.34	mg/Kg wet							
Diethylphthalate	ND	0.34	mg/Kg wet							
2,4-Dimethylphenol	ND	0.34	mg/Kg wet							
Dimethylphthalate	ND	0.34	mg/Kg wet							
4,6-Dinitro-2-methylphenol	ND	0.34	mg/Kg wet							L-04
2,4-Dinitrophenol	ND	0.66	mg/Kg wet							L-04
2,4-Dinitrotoluene	ND	0.34	mg/Kg wet							
2,6-Dinitrotoluene	ND	0.34	mg/Kg wet							
Di-n-octylphthalate	ND	0.34	mg/Kg wet							
Fluoranthene	ND	0.17	mg/Kg wet							
Fluorene	ND	0.17	mg/Kg wet							
Hexachlorobenzene	ND	0.34	mg/Kg wet							
Hexachlorobutadiene	ND	0.34	mg/Kg wet							
Hexachlorocyclopentadiene	ND	0.34	mg/Kg wet							
Hexachloroethane	ND	0.34	mg/Kg wet							
Indeno(1,2,3-cd)pyrene	ND	0.17	mg/Kg wet							
Isophorone	ND	0.34	mg/Kg wet							
2-Methylnaphthalene	ND	0.17	mg/Kg wet							
2-Methylphenol	ND	0.34	mg/Kg wet							
3/4-Methylphenol	ND	0.34	mg/Kg wet							
Naphthalene	ND	0.17	mg/Kg wet							
2-Nitroaniline	ND	0.34	mg/Kg wet							
3-Nitroaniline	ND	0.34	mg/Kg wet							
4-Nitroaniline	ND	0.34	mg/Kg wet							
Nitrobenzene	ND	0.34	mg/Kg wet							
2-Nitrophenol	ND	0.34	mg/Kg wet							

con-test® ANALYTICAL LABORATORY
39 Spruce Street * East Longmeadow, MA 01028 * FAX 413/525-6405 * TEL. 413/525-2332

QUALITY CONTROL

Semivolatile Organic Compounds by GC/MS - Quality Control

Analyte	Result	Reporting Limit	Units	Spike Level	Source Result	%REC		%REC Limits	RPD	RPD Limit	Notes	
Batch B184638 - SW-846 3546												
Blank (B184638-BLK1)				Prepared: 08/22/17 Analyzed: 08/23/17								
4-Nitrophenol	ND	0.66	mg/Kg wet									
N-Nitrosodiphenylamine	ND	0.34	mg/Kg wet									
N-Nitrosodi-n-propylamine	ND	0.34	mg/Kg wet									
Pentachloronitrobenzene	ND	0.34	mg/Kg wet								V-16	
Pentachlorophenol	ND	0.34	mg/Kg wet									
Phenanthrene	ND	0.17	mg/Kg wet									
Phenol	ND	0.34	mg/Kg wet									
Pyrene	ND	0.17	mg/Kg wet									
Pyridine	ND	0.34	mg/Kg wet									
1,2,4,5-Tetrachlorobenzene	ND	0.34	mg/Kg wet									
1,2,4-Trichlorobenzene	ND	0.34	mg/Kg wet									
2,4,5-Trichlorophenol	ND	0.34	mg/Kg wet									
2,4,6-Trichlorophenol	ND	0.34	mg/Kg wet									
Surrogate: 2-Fluorophenol	*3.82*		mg/Kg wet	6.67		57.3		30-130				
Surrogate: Phenol-d6	*3.72*		mg/Kg wet	6.67		55.8		30-130				
Surrogate: Nitrobenzene-d5	*1.97*		mg/Kg wet	3.33		59.1		30-130				
Surrogate: 2-Fluorobiphenyl	*1.94*		mg/Kg wet	3.33		58.1		30-130				
Surrogate: 2,4,6-Tribromophenol	*5.59*		mg/Kg wet	6.67		83.9		30-130				
Surrogate: p-Terphenyl-d14	*3.30*		mg/Kg wet	3.33		99.0		30-130				
LCS (B184638-BS1)				Prepared: 08/22/17 Analyzed: 08/23/17								
Acenaphthene	1.03	0.17	mg/Kg wet	1.67		61.5		40-140				
Acenaphthylene	1.01	0.17	mg/Kg wet	1.67		60.5		40-140				
Aniline	0.681	0.34	mg/Kg wet	1.67		40.8		40-140				†
Anthracene	1.14	0.17	mg/Kg wet	1.67		68.1		40-140				
Benzo(a)anthracene	1.20	0.17	mg/Kg wet	1.67		71.8		40-140				
Benzo(a)pyrene	1.16	0.17	mg/Kg wet	1.67		69.9		40-140				
Benzo(b)fluoranthene	1.08	0.17	mg/Kg wet	1.67		64.9		40-140				
Benzo(g,h,i)perylene	1.23	0.17	mg/Kg wet	1.67		73.8		40-140				
Benzo(k)fluoranthene	1.17	0.17	mg/Kg wet	1.67		70.0		40-140				
Bis(2-chloroethoxy)methane	1.23	0.34	mg/Kg wet	1.67		73.6		40-140				
Bis(2-chloroethyl)ether	1.03	0.34	mg/Kg wet	1.67		61.6		40-140				
Bis(2-chloroisopropyl)ether	1.05	0.34	mg/Kg wet	1.67		63.0		40-140				
Bis(2-Ethylhexyl)phthalate	1.40	0.34	mg/Kg wet	1.67		84.1		40-140				
4-Bromophenylphenylether	1.21	0.34	mg/Kg wet	1.67		72.6		40-140				
Butylbenzylphthalate	1.49	0.34	mg/Kg wet	1.67		89.4		40-140				
Carbazole	1.13	0.17	mg/Kg wet	1.67		67.8		40-140				
4-Chloroaniline	0.731	0.66	mg/Kg wet	1.67		43.8		40-140				†
4-Chloro-3-methylphenol	1.20	0.66	mg/Kg wet	1.67		71.9		30-130				
2-Chloronaphthalene	1.04	0.34	mg/Kg wet	1.67		62.2		40-140				
2-Chlorophenol	0.952	0.34	mg/Kg wet	1.67		57.1		30-130				
4-Chlorophenylphenylether	1.17	0.34	mg/Kg wet	1.67		70.0		40-140				
Chrysene	1.15	0.17	mg/Kg wet	1.67		69.3		40-140				
Dibenz(a,h)anthracene	1.20	0.17	mg/Kg wet	1.67		71.9		40-140				
Dibenzofuran	1.13	0.34	mg/Kg wet	1.67		67.6		40-140				
Di-n-butylphthalate	1.22	0.34	mg/Kg wet	1.67		72.9		40-140				
3,3-Dichlorobenzidine	1.18	0.17	mg/Kg wet	1.67		71.1		40-140				†
2,4-Dichlorophenol	1.13	0.34	mg/Kg wet	1.67		67.7		30-130				
Diethylphthalate	1.21	0.34	mg/Kg wet	1.67		72.8		40-140				
2,4-Dimethylphenol	1.15	0.34	mg/Kg wet	1.67		68.9		30-130				
Dimethylphthalate	1.21	0.34	mg/Kg wet	1.67		72.8		40-140				
4,6-Dinitro-2-methylphenol	0.492	0.34	mg/Kg wet	1.67		**29.5**	*	30-130			L-04	

con-test® ANALYTICAL LABORATORY
39 Spruce Street * East Longmeadow, MA 01028 * FAX 413/525-6405 * TEL. 413/525-2332

QUALITY CONTROL

Semivolatile Organic Compounds by GC/MS - Quality Control

Analyte	Result	Reporting Limit	Units	Spike Level	Source Result	%REC		%REC Limits	RPD	RPD Limit	Notes	
Batch B184638 - SW-846 3546												
LCS (B184638-BS1)				Prepared: 08/22/17 Analyzed: 08/23/17								
2,4-Dinitrophenol	0.453	0.66	mg/Kg wet	1.67		**27.2**	*	30-130			L-04	
2,4-Dinitrotoluene	1.25	0.34	mg/Kg wet	1.67		74.7		40-140				
2,6-Dinitrotoluene	1.26	0.34	mg/Kg wet	1.67		75.6		40-140				
Di-n-octylphthalate	1.34	0.34	mg/Kg wet	1.67		80.2		40-140				
Fluoranthene	1.14	0.17	mg/Kg wet	1.67		68.2		40-140				
Fluorene	1.09	0.17	mg/Kg wet	1.67		65.2		40-140				
Hexachlorobenzene	1.23	0.34	mg/Kg wet	1.67		73.6		40-140				
Hexachlorobutadiene	0.865	0.34	mg/Kg wet	1.67		51.9		40-140				
Hexachlorocyclopentadiene	0.530	0.34	mg/Kg wet	1.67		31.8		30-140				
Hexachloroethane	0.765	0.34	mg/Kg wet	1.67		45.9		40-140				
Indeno(1,2,3-cd)pyrene	1.21	0.17	mg/Kg wet	1.67		72.9		40-140				
Isophorone	1.18	0.34	mg/Kg wet	1.67		70.7		40-140				
2-Methylnaphthalene	1.05	0.17	mg/Kg wet	1.67		62.9		40-140				
2-Methylphenol	1.08	0.34	mg/Kg wet	1.67		65.0		30-130				
3/4-Methylphenol	1.12	0.34	mg/Kg wet	1.67		67.4		30-130				
Naphthalene	0.910	0.17	mg/Kg wet	1.67		54.6		40-140				
2-Nitroaniline	1.23	0.34	mg/Kg wet	1.67		73.7		40-140				
3-Nitroaniline	1.06	0.34	mg/Kg wet	1.67		63.9		40-140				†
4-Nitroaniline	1.20	0.34	mg/Kg wet	1.67		72.2		40-140				
Nitrobenzene	1.04	0.34	mg/Kg wet	1.67		62.4		40-140				
2-Nitrophenol	0.985	0.34	mg/Kg wet	1.67		59.1		30-130				
4-Nitrophenol	1.38	0.66	mg/Kg wet	1.67		82.6		10-130				
N-Nitrosodiphenylamine	1.46	0.34	mg/Kg wet	1.67		87.4		40-140				
N-Nitrosodi-n-propylamine	1.11	0.34	mg/Kg wet	1.67		66.4		40-140				
Pentachloronitrobenzene	1.24	0.34	mg/Kg wet	1.67		74.3		40-140			V-16	
Pentachlorophenol	1.13	0.34	mg/Kg wet	1.67		67.7		30-130				
Phenanthrene	1.15	0.17	mg/Kg wet	1.67		69.0		40-140				
Phenol	1.11	0.34	mg/Kg wet	1.67		66.6		20-130				
Pyrene	1.35	0.17	mg/Kg wet	1.67		81.1		40-140				
Pyridine	0.721	0.34	mg/Kg wet	1.67		43.3		10-140				†
1,2,4,5-Tetrachlorobenzene	1.01	0.34	mg/Kg wet	1.67		60.4		40-140				
1,2,4-Trichlorobenzene	0.938	0.34	mg/Kg wet	1.67		56.3		40-140				
2,4,5-Trichlorophenol	1.16	0.34	mg/Kg wet	1.67		69.8		30-130				
2,4,6-Trichlorophenol	1.18	0.34	mg/Kg wet	1.67		70.9		30-130				
Surrogate: 2-Fluorophenol	*3.87*		mg/Kg wet	6.67		58.1		30-130				
Surrogate: Phenol-d6	*4.55*		mg/Kg wet	6.67		68.3		30-130				
Surrogate: Nitrobenzene-d5	*2.05*		mg/Kg wet	3.33		61.6		30-130				
Surrogate: 2-Fluorobiphenyl	*2.38*		mg/Kg wet	3.33		71.4		30-130				
Surrogate: 2,4,6-Tribromophenol	*5.79*		mg/Kg wet	6.67		86.8		30-130				
Surrogate: p-Terphenyl-d14	*3.16*		mg/Kg wet	3.33		94.8		30-130				
LCS Dup (B184638-BSD1)				Prepared: 08/22/17 Analyzed: 08/23/17								
Acenaphthene	0.836	0.17	mg/Kg wet	1.67		50.2		40-140	20.3	30		
Acenaphthylene	0.828	0.17	mg/Kg wet	1.67		49.7		40-140	19.7	30		
Aniline	0.644	0.34	mg/Kg wet	1.67		**38.6**	*	40-140	5.54	50	L-07	† ‡
Anthracene	0.922	0.17	mg/Kg wet	1.67		55.3		40-140	20.7	30		
Benzo(a)anthracene	0.979	0.17	mg/Kg wet	1.67		58.7		40-140	20.0	30		
Benzo(a)pyrene	0.955	0.17	mg/Kg wet	1.67		57.3		40-140	19.8	30		
Benzo(b)fluoranthene	0.900	0.17	mg/Kg wet	1.67		54.0		40-140	18.2	30		
Benzo(g,h,i)perylene	1.02	0.17	mg/Kg wet	1.67		61.4		40-140	18.2	30		
Benzo(k)fluoranthene	0.916	0.17	mg/Kg wet	1.67		54.9		40-140	24.1	30		
Bis(2-chloroethoxy)methane	1.02	0.34	mg/Kg wet	1.67		61.4		40-140	18.1	30		

con-test® ANALYTICAL LABORATORY
39 Spruce Street * East Longmeadow, MA 01028 * FAX 413/525-6405 * TEL. 413/525-2332

QUALITY CONTROL

Semivolatile Organic Compounds by GC/MS - Quality Control

Analyte	Result	Reporting Limit	Units	Spike Level	Source Result	%REC		%REC Limits	RPD	RPD Limit	Notes	
Batch B184638 - SW-846 3546												
LCS Dup (B184638-BSD1)				Prepared: 08/22/17 Analyzed: 08/23/17								
Bis(2-chloroethyl)ether	0.970	0.34	mg/Kg wet	1.67		58.2		40-140	5.64	30		
Bis(2-chloroisopropyl)ether	1.02	0.34	mg/Kg wet	1.67		60.9		40-140	3.39	30		
Bis(2-Ethylhexyl)phthalate	1.12	0.34	mg/Kg wet	1.67		66.9		40-140	22.7	30		
4-Bromophenylphenylether	1.00	0.34	mg/Kg wet	1.67		60.0		40-140	18.9	30		
Butylbenzylphthalate	1.18	0.34	mg/Kg wet	1.67		70.8		40-140	23.3	30		
Carbazole	0.930	0.17	mg/Kg wet	1.67		55.8		40-140	19.4	30		
4-Chloroaniline	0.584	0.66	mg/Kg wet	1.67		**35.1**	*	40-140	22.3	30	L-07	†
4-Chloro-3-methylphenol	0.973	0.66	mg/Kg wet	1.67		58.4		30-130	20.8	30		
2-Chloronaphthalene	0.843	0.34	mg/Kg wet	1.67		50.6		40-140	20.6	30		
2-Chlorophenol	0.887	0.34	mg/Kg wet	1.67		53.2		30-130	7.03	30		
4-Chlorophenylphenylether	0.923	0.34	mg/Kg wet	1.67		55.4		40-140	23.3	30		
Chrysene	0.932	0.17	mg/Kg wet	1.67		55.9		40-140	21.3	30		
Dibenz(a,h)anthracene	1.01	0.17	mg/Kg wet	1.67		60.6		40-140	17.0	30		
Dibenzofuran	0.907	0.34	mg/Kg wet	1.67		54.4		40-140	21.5	30		
Di-n-butylphthalate	1.00	0.34	mg/Kg wet	1.67		60.0		40-140	19.4	30		
3,3-Dichlorobenzidine	1.00	0.17	mg/Kg wet	1.67		60.3		40-140	16.4	30		† ‡
2,4-Dichlorophenol	0.946	0.34	mg/Kg wet	1.67		56.8		30-130	17.5	30		
Diethylphthalate	0.969	0.34	mg/Kg wet	1.67		58.1		40-140	22.4	30		
2,4-Dimethylphenol	0.914	0.34	mg/Kg wet	1.67		54.8		30-130	22.7	30		
Dimethylphthalate	0.972	0.34	mg/Kg wet	1.67		58.3		40-140	22.1	50		
4,6-Dinitro-2-methylphenol	0.382	0.34	mg/Kg wet	1.67		**22.9**	*	30-130	25.3	50	L-04	
2,4-Dinitrophenol	0.433	0.66	mg/Kg wet	1.67		**26.0**	*	30-130	4.52	50	L-04	
2,4-Dinitrotoluene	1.01	0.34	mg/Kg wet	1.67		60.6		40-140	20.8	30		
2,6-Dinitrotoluene	1.05	0.34	mg/Kg wet	1.67		63.0		40-140	18.2	30		
Di-n-octylphthalate	1.16	0.34	mg/Kg wet	1.67		69.6		40-140	14.3	30		
Fluoranthene	0.919	0.17	mg/Kg wet	1.67		55.1		40-140	21.2	30		
Fluorene	0.877	0.17	mg/Kg wet	1.67		52.6		40-140	21.4	30		
Hexachlorobenzene	1.00	0.34	mg/Kg wet	1.67		60.0		40-140	20.3	30		
Hexachlorobutadiene	0.856	0.34	mg/Kg wet	1.67		51.4		40-140	1.05	30		
Hexachlorocyclopentadiene	0.474	0.34	mg/Kg wet	1.67		**28.4**	*	30-140	11.1	50	L-07	
Hexachloroethane	0.811	0.34	mg/Kg wet	1.67		48.6		40-140	5.75	50		
Indeno(1,2,3-cd)pyrene	1.00	0.17	mg/Kg wet	1.67		60.2		40-140	19.0	50		
Isophorone	1.01	0.34	mg/Kg wet	1.67		60.4		40-140	15.7	30		
2-Methylnaphthalene	0.886	0.17	mg/Kg wet	1.67		53.2		40-140	16.8	30		
2-Methylphenol	0.873	0.34	mg/Kg wet	1.67		52.4		30-130	21.6	30		
3/4-Methylphenol	0.905	0.34	mg/Kg wet	1.67		54.3		30-130	21.5	30		
Naphthalene	0.832	0.17	mg/Kg wet	1.67		49.9		40-140	8.92	30		
2-Nitroaniline	0.990	0.34	mg/Kg wet	1.67		59.4		40-140	21.4	30		
3-Nitroaniline	0.883	0.34	mg/Kg wet	1.67		53.0		40-140	18.7	30		†
4-Nitroaniline	0.953	0.34	mg/Kg wet	1.67		57.2		40-140	23.2	30		
Nitrobenzene	0.939	0.34	mg/Kg wet	1.67		56.3		40-140	10.3	30		
2-Nitrophenol	0.863	0.34	mg/Kg wet	1.67		51.8		30-130	13.1	30		
4-Nitrophenol	1.07	0.66	mg/Kg wet	1.67		64.5		10-130	24.6	50		‡
N-Nitrosodiphenylamine	1.16	0.34	mg/Kg wet	1.67		69.7		40-140	22.5	30		
N-Nitrosodi-n-propylamine	0.939	0.34	mg/Kg wet	1.67		56.4		40-140	16.3	30		
Pentachloronitrobenzene	0.981	0.34	mg/Kg wet	1.67		58.8		40-140	23.3	30	V-16	
Pentachlorophenol	0.914	0.34	mg/Kg wet	1.67		54.9		30-130	21.0	50		
Phenanthrene	0.939	0.17	mg/Kg wet	1.67		56.3		40-140	20.2	30		
Phenol	0.944	0.34	mg/Kg wet	1.67		56.7		20-130	16.1	30		
Pyrene	1.07	0.17	mg/Kg wet	1.67		64.5		40-140	22.8	30		
Pyridine	0.765	0.34	mg/Kg wet	1.67		45.9		10-140	5.88	50		†
1,2,4,5-Tetrachlorobenzene	0.860	0.34	mg/Kg wet	1.67		51.6		40-140	15.7	30		

con-test® ANALYTICAL LABORATORY
39 Spruce Street * East Longmeadow, MA 01028 * FAX 413/525-6405 * TEL. 413/525-2332

QUALITY CONTROL

Semivolatile Organic Compounds by GC/MS - Quality Control

Analyte	Result	Reporting Limit	Units	Spike Level	Source Result	%REC	%REC Limits	RPD	RPD Limit	Notes
Batch B184638 - SW-846 3546										
LCS Dup (B184638-BSD1)				Prepared: 08/22/17 Analyzed: 08/23/17						
1,2,4-Trichlorobenzene	0.884	0.34	mg/Kg wet	1.67		53.1	40-140	5.89	30	
2,4,5-Trichlorophenol	0.951	0.34	mg/Kg wet	1.67		57.0	30-130	20.1	30	
2,4,6-Trichlorophenol	0.956	0.34	mg/Kg wet	1.67		57.4	30-130	21.1	50	
Surrogate: 2-Fluorophenol	*3.80*		mg/Kg wet	6.67		57.0	30-130			
Surrogate: Phenol-d6	*3.87*		mg/Kg wet	6.67		58.0	30-130			
Surrogate: Nitrobenzene-d5	*1.88*		mg/Kg wet	3.33		56.3	30-130			
Surrogate: 2-Fluorobiphenyl	*1.96*		mg/Kg wet	3.33		58.7	30-130			
Surrogate: 2,4,6-Tribromophenol	*4.45*		mg/Kg wet	6.67		66.8	30-130			
Surrogate: p-Terphenyl-d14	*2.46*		mg/Kg wet	3.33		73.8	30-130			
Batch B184855 - SW-846 3546										
Blank (B184855-BLK1)				Prepared & Analyzed: 08/24/17						
Acenaphthene	ND	0.17	mg/Kg wet							
Acenaphthylene	ND	0.17	mg/Kg wet							
Aniline	ND	0.34	mg/Kg wet							
Anthracene	ND	0.17	mg/Kg wet							
Benzo(a)anthracene	ND	0.17	mg/Kg wet							
Benzo(a)pyrene	ND	0.17	mg/Kg wet							
Benzo(b)fluoranthene	ND	0.17	mg/Kg wet							
Benzo(g,h,i)perylene	ND	0.17	mg/Kg wet							
Benzo(k)fluoranthene	ND	0.17	mg/Kg wet							
Bis(2-chloroethoxy)methane	ND	0.34	mg/Kg wet							
Bis(2-chloroethyl)ether	ND	0.34	mg/Kg wet							
Bis(2-chloroisopropyl)ether	ND	0.34	mg/Kg wet							
Bis(2-Ethylhexyl)phthalate	ND	0.34	mg/Kg wet							
4-Bromophenylphenylether	ND	0.34	mg/Kg wet							
Butylbenzylphthalate	ND	0.34	mg/Kg wet							
Carbazole	ND	0.17	mg/Kg wet							
4-Chloroaniline	ND	0.66	mg/Kg wet							L-04
4-Chloro-3-methylphenol	ND	0.66	mg/Kg wet							
2-Chloronaphthalene	ND	0.34	mg/Kg wet							
2-Chlorophenol	ND	0.34	mg/Kg wet							
4-Chlorophenylphenylether	ND	0.34	mg/Kg wet							
Chrysene	ND	0.17	mg/Kg wet							
Dibenz(a,h)anthracene	ND	0.17	mg/Kg wet							
Dibenzofuran	ND	0.34	mg/Kg wet							
Di-n-butylphthalate	ND	0.34	mg/Kg wet							
3,3-Dichlorobenzidine	ND	0.17	mg/Kg wet							
2,4-Dichlorophenol	ND	0.34	mg/Kg wet							
Diethylphthalate	ND	0.34	mg/Kg wet							
2,4-Dimethylphenol	ND	0.34	mg/Kg wet							
Dimethylphthalate	ND	0.34	mg/Kg wet							
4,6-Dinitro-2-methylphenol	ND	0.34	mg/Kg wet							
2,4-Dinitrophenol	ND	0.66	mg/Kg wet							
2,4-Dinitrotoluene	ND	0.34	mg/Kg wet							
2,6-Dinitrotoluene	ND	0.34	mg/Kg wet							
Di-n-octylphthalate	ND	0.34	mg/Kg wet							
Fluoranthene	ND	0.17	mg/Kg wet							
Fluorene	ND	0.17	mg/Kg wet							
Hexachlorobenzene	ND	0.34	mg/Kg wet							
Hexachlorobutadiene	ND	0.34	mg/Kg wet							
Hexachlorocyclopentadiene	ND	0.34	mg/Kg wet							

con-test® ANALYTICAL LABORATORY
39 Spruce Street * East Longmeadow, MA 01028 * FAX 413/525-6405 * TEL. 413/525-2332

QUALITY CONTROL

Semivolatile Organic Compounds by GC/MS - Quality Control

Analyte	Result	Reporting Limit	Units	Spike Level	Source Result	%REC		%REC Limits	RPD	RPD Limit	Notes	
Batch B184855 - SW-846 3546												
Blank (B184855-BLK1)				Prepared & Analyzed: 08/24/17								
Hexachloroethane	ND	0.34	mg/Kg wet									
Indeno(1,2,3-cd)pyrene	ND	0.17	mg/Kg wet									
Isophorone	ND	0.34	mg/Kg wet									
2-Methylnaphthalene	ND	0.17	mg/Kg wet									
2-Methylphenol	ND	0.34	mg/Kg wet									
3/4-Methylphenol	ND	0.34	mg/Kg wet									
Naphthalene	ND	0.17	mg/Kg wet									
2-Nitroaniline	ND	0.34	mg/Kg wet									
3-Nitroaniline	ND	0.34	mg/Kg wet									
4-Nitroaniline	ND	0.34	mg/Kg wet									
Nitrobenzene	ND	0.34	mg/Kg wet									
2-Nitrophenol	ND	0.34	mg/Kg wet									
4-Nitrophenol	ND	0.66	mg/Kg wet									
N-Nitrosodiphenylamine	ND	0.34	mg/Kg wet									
N-Nitrosodi-n-propylamine	ND	0.34	mg/Kg wet									
Pentachloronitrobenzene	ND	0.34	mg/Kg wet									
Pentachlorophenol	ND	0.34	mg/Kg wet									
Phenanthrene	ND	0.17	mg/Kg wet									
Phenol	ND	0.34	mg/Kg wet									
Pyrene	ND	0.17	mg/Kg wet									
Pyridine	ND	0.34	mg/Kg wet									
1,2,4,5-Tetrachlorobenzene	ND	0.34	mg/Kg wet									
1,2,4-Trichlorobenzene	ND	0.34	mg/Kg wet									
2,4,5-Trichlorophenol	ND	0.34	mg/Kg wet									
2,4,6-Trichlorophenol	ND	0.34	mg/Kg wet									
Surrogate: 2-Fluorophenol	*5.55*		mg/Kg wet	6.67		83.3		30-130				
Surrogate: Phenol-d6	*5.52*		mg/Kg wet	6.67		82.8		30-130				
Surrogate: Nitrobenzene-d5	*2.77*		mg/Kg wet	3.33		83.0		30-130				
Surrogate: 2-Fluorobiphenyl	*2.74*		mg/Kg wet	3.33		82.2		30-130				
Surrogate: 2,4,6-Tribromophenol	*6.16*		mg/Kg wet	6.67		92.4		30-130				
Surrogate: p-Terphenyl-d14	*3.28*		mg/Kg wet	3.33		98.4		30-130				
LCS (B184855-BS1)				Prepared & Analyzed: 08/24/17								
Acenaphthene	1.26	0.17	mg/Kg wet	1.67		75.6		40-140				
Acenaphthylene	1.21	0.17	mg/Kg wet	1.67		72.4		40-140				
Aniline	0.841	0.34	mg/Kg wet	1.67		50.5		40-140				†
Anthracene	1.31	0.17	mg/Kg wet	1.67		78.7		40-140				
Benzo(a)anthracene	1.39	0.17	mg/Kg wet	1.67		83.4		40-140				
Benzo(a)pyrene	1.36	0.17	mg/Kg wet	1.67		81.7		40-140				
Benzo(b)fluoranthene	1.38	0.17	mg/Kg wet	1.67		82.6		40-140				
Benzo(g,h,i)perylene	1.17	0.17	mg/Kg wet	1.67		70.4		40-140				
Benzo(k)fluoranthene	1.37	0.17	mg/Kg wet	1.67		82.0		40-140				
Bis(2-chloroethoxy)methane	1.56	0.34	mg/Kg wet	1.67		93.4		40-140				
Bis(2-chloroethyl)ether	1.48	0.34	mg/Kg wet	1.67		89.0		40-140				
Bis(2-chloroisopropyl)ether	1.54	0.34	mg/Kg wet	1.67		92.2		40-140				
Bis(2-Ethylhexyl)phthalate	1.46	0.34	mg/Kg wet	1.67		87.7		40-140				
4-Bromophenylphenylether	1.50	0.34	mg/Kg wet	1.67		90.1		40-140				
Butylbenzylphthalate	1.52	0.34	mg/Kg wet	1.67		91.2		40-140				
Carbazole	1.30	0.17	mg/Kg wet	1.67		77.9		40-140				
4-Chloroaniline	0.599	0.66	mg/Kg wet	1.67		**36.0**	*	40-140			L-04	†
4-Chloro-3-methylphenol	1.36	0.66	mg/Kg wet	1.67		81.7		30-130				
2-Chloronaphthalene	1.26	0.34	mg/Kg wet	1.67		75.7		40-140				

con-test® ANALYTICAL LABORATORY
39 Spruce Street * East Longmeadow, MA 01028 * FAX 413/525-6405 * TEL. 413/525-2332

QUALITY CONTROL

Semivolatile Organic Compounds by GC/MS - Quality Control

Analyte	Result	Reporting Limit	Units	Spike Level	Source Result	%REC	%REC Limits	RPD	RPD Limit	Notes
Batch B184855 - SW-846 3546										
LCS (B184855-BS1)				Prepared & Analyzed: 08/24/17						
2-Chlorophenol	1.36	0.34	mg/Kg wet	1.67		81.3	30-130			
4-Chlorophenylphenylether	1.35	0.34	mg/Kg wet	1.67		80.9	40-140			
Chrysene	1.35	0.17	mg/Kg wet	1.67		81.1	40-140			
Dibenz(a,h)anthracene	1.20	0.17	mg/Kg wet	1.67		71.9	40-140			
Dibenzofuran	1.31	0.34	mg/Kg wet	1.67		78.3	40-140			
Di-n-butylphthalate	1.40	0.34	mg/Kg wet	1.67		84.1	40-140			
3,3-Dichlorobenzidine	1.01	0.17	mg/Kg wet	1.67		60.6	40-140			†
2,4-Dichlorophenol	1.36	0.34	mg/Kg wet	1.67		81.4	30-130			
Diethylphthalate	1.39	0.34	mg/Kg wet	1.67		83.6	40-140			
2,4-Dimethylphenol	1.37	0.34	mg/Kg wet	1.67		82.2	30-130			
Dimethylphthalate	1.41	0.34	mg/Kg wet	1.67		84.4	40-140			
4,6-Dinitro-2-methylphenol	1.25	0.34	mg/Kg wet	1.67		74.8	30-130			
2,4-Dinitrophenol	1.07	0.66	mg/Kg wet	1.67		64.0	30-130			
2,4-Dinitrotoluene	1.47	0.34	mg/Kg wet	1.67		88.3	40-140			
2,6-Dinitrotoluene	1.48	0.34	mg/Kg wet	1.67		89.1	40-140			
Di-n-octylphthalate	1.53	0.34	mg/Kg wet	1.67		91.7	40-140			
Fluoranthene	1.24	0.17	mg/Kg wet	1.67		74.7	40-140			
Fluorene	1.27	0.17	mg/Kg wet	1.67		76.3	40-140			
Hexachlorobenzene	1.48	0.34	mg/Kg wet	1.67		88.9	40-140			
Hexachlorobutadiene	1.29	0.34	mg/Kg wet	1.67		77.3	40-140			
Hexachlorocyclopentadiene	1.23	0.34	mg/Kg wet	1.67		73.8	30-140			
Hexachloroethane	1.23	0.34	mg/Kg wet	1.67		73.9	40-140			
Indeno(1,2,3-cd)pyrene	1.18	0.17	mg/Kg wet	1.67		70.8	40-140			
Isophorone	1.48	0.34	mg/Kg wet	1.67		88.7	40-140			
2-Methylnaphthalene	1.31	0.17	mg/Kg wet	1.67		78.8	40-140			
2-Methylphenol	1.31	0.34	mg/Kg wet	1.67		78.6	30-130			
3/4-Methylphenol	1.36	0.34	mg/Kg wet	1.67		81.5	30-130			
Naphthalene	1.25	0.17	mg/Kg wet	1.67		74.7	40-140			
2-Nitroaniline	1.43	0.34	mg/Kg wet	1.67		86.0	40-140			
3-Nitroaniline	1.16	0.34	mg/Kg wet	1.67		69.9	40-140			†
4-Nitroaniline	1.35	0.34	mg/Kg wet	1.67		81.0	40-140			
Nitrobenzene	1.44	0.34	mg/Kg wet	1.67		86.2	40-140			
2-Nitrophenol	1.34	0.34	mg/Kg wet	1.67		80.5	30-130			
4-Nitrophenol	1.50	0.66	mg/Kg wet	1.67		90.2	10-130			
N-Nitrosodiphenylamine	1.79	0.34	mg/Kg wet	1.67		108	40-140			
N-Nitrosodi-n-propylamine	1.41	0.34	mg/Kg wet	1.67		84.6	40-140			
Pentachloronitrobenzene	1.44	0.34	mg/Kg wet	1.67		86.3	40-140			
Pentachlorophenol	1.28	0.34	mg/Kg wet	1.67		76.6	30-130			
Phenanthrene	1.34	0.17	mg/Kg wet	1.67		80.5	40-140			
Phenol	1.44	0.34	mg/Kg wet	1.67		86.4	20-130			
Pyrene	1.37	0.17	mg/Kg wet	1.67		82.3	40-140			
Pyridine	0.991	0.34	mg/Kg wet	1.67		59.5	10-140			†
1,2,4,5-Tetrachlorobenzene	1.30	0.34	mg/Kg wet	1.67		78.3	40-140			
1,2,4-Trichlorobenzene	1.33	0.34	mg/Kg wet	1.67		79.6	40-140			
2,4,5-Trichlorophenol	1.27	0.34	mg/Kg wet	1.67		76.5	30-130			
2,4,6-Trichlorophenol	1.35	0.34	mg/Kg wet	1.67		81.1	30-130			
Surrogate: 2-Fluorophenol	*5.98*		mg/Kg wet	6.67		89.7	30-130			
Surrogate: Phenol-d6	*6.02*		mg/Kg wet	6.67		90.3	30-130			
Surrogate: Nitrobenzene-d5	*2.91*		mg/Kg wet	3.33		87.2	30-130			
Surrogate: 2-Fluorobiphenyl	*2.95*		mg/Kg wet	3.33		88.6	30-130			
Surrogate: 2,4,6-Tribromophenol	*6.67*		mg/Kg wet	6.67		100	30-130			
Surrogate: p-Terphenyl-d14	*3.30*		mg/Kg wet	3.33		98.9	30-130			

con-test® ANALYTICAL LABORATORY
39 Spruce Street * East Longmeadow, MA 01028 * FAX 413/525-6405 * TEL. 413/525-2332

QUALITY CONTROL

Semivolatile Organic Compounds by GC/MS - Quality Control

Analyte	Result	Reporting Limit	Units	Spike Level	Source Result	%REC		%REC Limits	RPD	RPD Limit	Notes	
Batch B184855 - SW-846 3546												
LCS Dup (B184855-BSD1)				Prepared & Analyzed: 08/24/17								
Acenaphthene	1.21	0.17	mg/Kg wet	1.67		72.5		40-140	4.11	30		
Acenaphthylene	1.17	0.17	mg/Kg wet	1.67		70.1		40-140	3.31	30		
Aniline	0.834	0.34	mg/Kg wet	1.67		50.0		40-140	0.915	50		† ‡
Anthracene	1.27	0.17	mg/Kg wet	1.67		76.1		40-140	3.33	30		
Benzo(a)anthracene	1.34	0.17	mg/Kg wet	1.67		80.3		40-140	3.76	30		
Benzo(a)pyrene	1.34	0.17	mg/Kg wet	1.67		80.5		40-140	1.50	30		
Benzo(b)fluoranthene	1.32	0.17	mg/Kg wet	1.67		79.0		40-140	4.48	30		
Benzo(g,h,i)perylene	1.16	0.17	mg/Kg wet	1.67		69.6		40-140	1.03	30		
Benzo(k)fluoranthene	1.32	0.17	mg/Kg wet	1.67		79.3		40-140	3.32	30		
Bis(2-chloroethoxy)methane	1.48	0.34	mg/Kg wet	1.67		89.0		40-140	4.80	30		
Bis(2-chloroethyl)ether	1.41	0.34	mg/Kg wet	1.67		84.5		40-140	5.21	30		
Bis(2-chloroisopropyl)ether	1.45	0.34	mg/Kg wet	1.67		86.7		40-140	6.08	30		
Bis(2-Ethylhexyl)phthalate	1.40	0.34	mg/Kg wet	1.67		84.2		40-140	4.05	30		
4-Bromophenylphenylether	1.48	0.34	mg/Kg wet	1.67		88.7		40-140	1.59	30		
Butylbenzylphthalate	1.46	0.34	mg/Kg wet	1.67		87.7		40-140	3.98	30		
Carbazole	1.24	0.17	mg/Kg wet	1.67		74.4		40-140	4.62	30		
4-Chloroaniline	0.529	0.66	mg/Kg wet	1.67		**31.8**	*	40-140	12.4	30	L-04	†
4-Chloro-3-methylphenol	1.33	0.66	mg/Kg wet	1.67		80.0		30-130	2.08	30		
2-Chloronaphthalene	1.24	0.34	mg/Kg wet	1.67		74.3		40-140	1.87	30		
2-Chlorophenol	1.28	0.34	mg/Kg wet	1.67		76.7		30-130	5.80	30		
4-Chlorophenylphenylether	1.31	0.34	mg/Kg wet	1.67		78.5		40-140	3.04	30		
Chrysene	1.32	0.17	mg/Kg wet	1.67		79.2		40-140	2.37	30		
Dibenz(a,h)anthracene	1.16	0.17	mg/Kg wet	1.67		69.7		40-140	3.11	30		
Dibenzofuran	1.28	0.34	mg/Kg wet	1.67		76.6		40-140	2.25	30		
Di-n-butylphthalate	1.37	0.34	mg/Kg wet	1.67		82.2		40-140	2.33	30		
3,3-Dichlorobenzidine	0.980	0.17	mg/Kg wet	1.67		58.8		40-140	3.05	30		† ‡
2,4-Dichlorophenol	1.34	0.34	mg/Kg wet	1.67		80.2		30-130	1.41	30		
Diethylphthalate	1.35	0.34	mg/Kg wet	1.67		81.2		40-140	2.89	30		
2,4-Dimethylphenol	1.31	0.34	mg/Kg wet	1.67		78.5		30-130	4.60	30		
Dimethylphthalate	1.36	0.34	mg/Kg wet	1.67		81.4		40-140	3.57	50		
4,6-Dinitro-2-methylphenol	1.20	0.34	mg/Kg wet	1.67		72.2		30-130	3.46	50		
2,4-Dinitrophenol	1.05	0.66	mg/Kg wet	1.67		63.1		30-130	1.45	50		
2,4-Dinitrotoluene	1.42	0.34	mg/Kg wet	1.67		85.0		40-140	3.81	30		
2,6-Dinitrotoluene	1.44	0.34	mg/Kg wet	1.67		86.4		40-140	3.03	30		
Di-n-octylphthalate	1.45	0.34	mg/Kg wet	1.67		86.7		40-140	5.54	30		
Fluoranthene	1.21	0.17	mg/Kg wet	1.67		72.7		40-140	2.69	30		
Fluorene	1.23	0.17	mg/Kg wet	1.67		73.8		40-140	3.28	30		
Hexachlorobenzene	1.45	0.34	mg/Kg wet	1.67		86.8		40-140	2.44	30		
Hexachlorobutadiene	1.22	0.34	mg/Kg wet	1.67		73.5		40-140	5.04	30		
Hexachlorocyclopentadiene	1.16	0.34	mg/Kg wet	1.67		69.4		30-140	6.09	50		
Hexachloroethane	1.13	0.34	mg/Kg wet	1.67		68.0		40-140	8.26	50		
Indeno(1,2,3-cd)pyrene	1.15	0.17	mg/Kg wet	1.67		69.1		40-140	2.43	50		
Isophorone	1.42	0.34	mg/Kg wet	1.67		85.3		40-140	3.89	30		
2-Methylnaphthalene	1.24	0.17	mg/Kg wet	1.67		74.5		40-140	5.69	30		
2-Methylphenol	1.29	0.34	mg/Kg wet	1.67		77.2		30-130	1.72	30		
3/4-Methylphenol	1.30	0.34	mg/Kg wet	1.67		77.8		30-130	4.65	30		
Naphthalene	1.19	0.17	mg/Kg wet	1.67		71.2		40-140	4.88	30		
2-Nitroaniline	1.36	0.34	mg/Kg wet	1.67		81.7		40-140	5.13	30		
3-Nitroaniline	1.06	0.34	mg/Kg wet	1.67		63.5		40-140	9.63	30		†
4-Nitroaniline	1.35	0.34	mg/Kg wet	1.67		81.0		40-140	0.0247	30		
Nitrobenzene	1.36	0.34	mg/Kg wet	1.67		81.3		40-140	5.76	30		
2-Nitrophenol	1.26	0.34	mg/Kg wet	1.67		75.7		30-130	6.20	30		

con-test® ANALYTICAL LABORATORY
39 Spruce Street * East Longmeadow, MA 01028 * FAX 413/525-6405 * TEL. 413/525-2332

QUALITY CONTROL

Semivolatile Organic Compounds by GC/MS - Quality Control

Analyte	Result	Reporting Limit	Units	Spike Level	Source Result	%REC	%REC Limits	RPD	RPD Limit	Notes
Batch B184855 - SW-846 3546										
LCS Dup (B184855-BSD1)				Prepared & Analyzed: 08/24/17						
4-Nitrophenol	1.49	0.66	mg/Kg wet	1.67		89.4	10-130	0.980	50	‡
N-Nitrosodiphenylamine	1.70	0.34	mg/Kg wet	1.67		102	40-140	5.03	30	
N-Nitrosodi-n-propylamine	1.34	0.34	mg/Kg wet	1.67		80.7	40-140	4.70	30	
Pentachloronitrobenzene	1.47	0.34	mg/Kg wet	1.67		88.1	40-140	2.09	30	
Pentachlorophenol	1.21	0.34	mg/Kg wet	1.67		72.7	30-130	5.28	50	
Phenanthrene	1.29	0.17	mg/Kg wet	1.67		77.2	40-140	4.19	30	
Phenol	1.39	0.34	mg/Kg wet	1.67		83.4	20-130	3.46	30	
Pyrene	1.32	0.17	mg/Kg wet	1.67		79.2	40-140	3.87	30	
Pyridine	0.946	0.34	mg/Kg wet	1.67		56.8	10-140	4.61	50	†
1,2,4,5-Tetrachlorobenzene	1.25	0.34	mg/Kg wet	1.67		75.0	40-140	4.28	30	
1,2,4-Trichlorobenzene	1.28	0.34	mg/Kg wet	1.67		76.7	40-140	3.76	30	
2,4,5-Trichlorophenol	1.29	0.34	mg/Kg wet	1.67		77.4	30-130	1.25	30	
2,4,6-Trichlorophenol	1.34	0.34	mg/Kg wet	1.67		80.2	30-130	1.09	50	
Surrogate: 2-Fluorophenol	*5.63*		mg/Kg wet	6.67		84.4	30-130			
Surrogate: Phenol-d6	*5.73*		mg/Kg wet	6.67		85.9	30-130			
Surrogate: Nitrobenzene-d5	*2.77*		mg/Kg wet	3.33		83.0	30-130			
Surrogate: 2-Fluorobiphenyl	*2.85*		mg/Kg wet	3.33		85.4	30-130			
Surrogate: 2,4,6-Tribromophenol	*6.63*		mg/Kg wet	6.67		99.4	30-130			
Surrogate: p-Terphenyl-d14	*3.19*		mg/Kg wet	3.33		95.6	30-130			

con-test® ANALYTICAL LABORATORY
39 Spruce Street * East Longmeadow, MA 01028 * FAX 413/525-6405 * TEL. 413/525-2332

QUALITY CONTROL

Organochloride Pesticides by GC/ECD - Quality Control

Analyte	Result	Reporting Limit	Units	Spike Level	Source Result	%REC	%REC Limits	RPD	RPD Limit	Notes
Batch B184501 - SW-846 3546										
Blank (B184501-BLK1)				Prepared: 08/20/17 Analyzed: 08/25/17						
alpha-Chlordane	ND	0.0050	mg/Kg wet							
alpha-Chlordane [2C]	ND	0.0050	mg/Kg wet							
gamma-Chlordane	ND	0.0050	mg/Kg wet							
gamma-Chlordane [2C]	ND	0.0050	mg/Kg wet							
Alachlor	ND	0.020	mg/Kg wet							
Alachlor [2C]	ND	0.020	mg/Kg wet							
Aldrin	ND	0.0050	mg/Kg wet							
Aldrin [2C]	ND	0.0050	mg/Kg wet							
alpha-BHC	ND	0.0050	mg/Kg wet							
alpha-BHC [2C]	ND	0.0050	mg/Kg wet							
beta-BHC	ND	0.0050	mg/Kg wet							
beta-BHC [2C]	ND	0.0050	mg/Kg wet							
delta-BHC	ND	0.0050	mg/Kg wet							
delta-BHC [2C]	ND	0.0050	mg/Kg wet							
gamma-BHC (Lindane)	ND	0.0020	mg/Kg wet							
gamma-BHC (Lindane) [2C]	ND	0.0020	mg/Kg wet							
Chlordane	ND	0.020	mg/Kg wet							
Chlordane [2C]	ND	0.020	mg/Kg wet							
4,4'-DDD	ND	0.0040	mg/Kg wet							
4,4'-DDD [2C]	ND	0.0040	mg/Kg wet							
4,4'-DDE	ND	0.0040	mg/Kg wet							
4,4'-DDE [2C]	ND	0.0040	mg/Kg wet							
4,4'-DDT	ND	0.0040	mg/Kg wet							
4,4'-DDT [2C]	ND	0.0040	mg/Kg wet							
Dieldrin	ND	0.0040	mg/Kg wet							
Dieldrin [2C]	ND	0.0040	mg/Kg wet							
Endosulfan I	ND	0.0050	mg/Kg wet							
Endosulfan I [2C]	ND	0.0050	mg/Kg wet							
Endosulfan II	ND	0.0080	mg/Kg wet							
Endosulfan II [2C]	ND	0.0080	mg/Kg wet							
Endosulfan Sulfate	ND	0.0080	mg/Kg wet							
Endosulfan Sulfate [2C]	ND	0.0080	mg/Kg wet							
Endrin	ND	0.0080	mg/Kg wet							
Endrin [2C]	ND	0.0080	mg/Kg wet							
Endrin Aldehyde	ND	0.0080	mg/Kg wet							
Endrin Aldehyde [2C]	ND	0.0080	mg/Kg wet							
Endrin Ketone	ND	0.0080	mg/Kg wet							
Endrin Ketone [2C]	ND	0.0080	mg/Kg wet							
Heptachlor	ND	0.0050	mg/Kg wet							
Heptachlor [2C]	ND	0.0050	mg/Kg wet							
Heptachlor Epoxide	ND	0.0050	mg/Kg wet							
Heptachlor Epoxide [2C]	ND	0.0050	mg/Kg wet							
Hexachlorobenzene	ND	0.0060	mg/Kg wet							
Hexachlorobenzene [2C]	ND	0.0060	mg/Kg wet							
Methoxychlor	ND	0.050	mg/Kg wet							
Methoxychlor [2C]	ND	0.050	mg/Kg wet							
Toxaphene	ND	0.10	mg/Kg wet							
Toxaphene [2C]	ND	0.10	mg/Kg wet							
Surrogate: Decachlorobiphenyl	*0.216*		mg/Kg wet	0.200		108	30-150			
Surrogate: Decachlorobiphenyl [2C]	*0.227*		mg/Kg wet	0.200		114	30-150			
Surrogate: Tetrachloro-m-xylene	*0.189*		mg/Kg wet	0.200		94.7	30-150			
Surrogate: Tetrachloro-m-xylene [2C]	*0.191*		mg/Kg wet	0.200		95.3	30-150			

con-test® ANALYTICAL LABORATORY
39 Spruce Street * East Longmeadow, MA 01028 * FAX 413/525-6405 * TEL. 413/525-2332

QUALITY CONTROL

Organochloride Pesticides by GC/ECD - Quality Control

Analyte	Result	Reporting Limit	Units	Spike Level	Source Result	%REC	%REC Limits	RPD	RPD Limit	Notes
Batch B184501 - SW-846 3546										
LCS (B184501-BS1)				Prepared: 08/20/17 Analyzed: 08/25/17						
alpha-Chlordane	0.085	0.0050	mg/Kg wet	0.100		84.6	40-140			
alpha-Chlordane [2C]	0.087	0.0050	mg/Kg wet	0.100		87.2	40-140			
gamma-Chlordane	0.085	0.0050	mg/Kg wet	0.100		85.4	40-140			
gamma-Chlordane [2C]	0.089	0.0050	mg/Kg wet	0.100		89.1	40-140			
Alachlor	0.11	0.020	mg/Kg wet	0.100		108	40-140			
Alachlor [2C]	0.11	0.020	mg/Kg wet	0.100		111	40-140			
Aldrin	0.084	0.0050	mg/Kg wet	0.100		84.2	40-140			
Aldrin [2C]	0.084	0.0050	mg/Kg wet	0.100		83.9	40-140			
alpha-BHC	0.076	0.0050	mg/Kg wet	0.100		76.0	40-140			
alpha-BHC [2C]	0.076	0.0050	mg/Kg wet	0.100		75.8	40-140			
beta-BHC	0.084	0.0050	mg/Kg wet	0.100		84.4	40-140			
beta-BHC [2C]	0.081	0.0050	mg/Kg wet	0.100		81.2	40-140			
delta-BHC	0.086	0.0050	mg/Kg wet	0.100		86.1	40-140			
delta-BHC [2C]	0.080	0.0050	mg/Kg wet	0.100		79.9	40-140			
gamma-BHC (Lindane)	0.081	0.0020	mg/Kg wet	0.100		81.3	40-140			
gamma-BHC (Lindane) [2C]	0.080	0.0020	mg/Kg wet	0.100		79.5	40-140			
4,4'-DDD	0.092	0.0040	mg/Kg wet	0.100		92.2	40-140			
4,4'-DDD [2C]	0.099	0.0040	mg/Kg wet	0.100		98.8	40-140			
4,4'-DDE	0.091	0.0040	mg/Kg wet	0.100		91.3	40-140			
4,4'-DDE [2C]	0.096	0.0040	mg/Kg wet	0.100		96.2	40-140			
4,4'-DDT	0.091	0.0040	mg/Kg wet	0.100		91.2	40-140			
4,4'-DDT [2C]	0.093	0.0040	mg/Kg wet	0.100		92.6	40-140			
Dieldrin	0.086	0.0040	mg/Kg wet	0.100		85.6	40-140			
Dieldrin [2C]	0.088	0.0040	mg/Kg wet	0.100		88.2	40-140			
Endosulfan I	0.082	0.0050	mg/Kg wet	0.100		81.5	40-140			
Endosulfan I [2C]	0.088	0.0050	mg/Kg wet	0.100		88.0	40-140			
Endosulfan II	0.087	0.0080	mg/Kg wet	0.100		86.7	40-140			
Endosulfan II [2C]	0.093	0.0080	mg/Kg wet	0.100		92.6	40-140			
Endosulfan Sulfate	0.086	0.0080	mg/Kg wet	0.100		86.1	40-140			
Endosulfan Sulfate [2C]	0.097	0.0080	mg/Kg wet	0.100		96.7	40-140			
Endrin	0.092	0.0080	mg/Kg wet	0.100		92.1	40-140			
Endrin [2C]	0.096	0.0080	mg/Kg wet	0.100		96.0	40-140			
Endrin Aldehyde	0.090	0.0080	mg/Kg wet	0.100		89.7	40-140			
Endrin Aldehyde [2C]	0.092	0.0080	mg/Kg wet	0.100		91.5	40-140			
Endrin Ketone	0.096	0.0080	mg/Kg wet	0.100		96.2	40-140			
Endrin Ketone [2C]	0.10	0.0080	mg/Kg wet	0.100		103	40-140			
Heptachlor	0.078	0.0050	mg/Kg wet	0.100		78.0	40-140			
Heptachlor [2C]	0.087	0.0050	mg/Kg wet	0.100		86.8	40-140			
Heptachlor Epoxide	0.084	0.0050	mg/Kg wet	0.100		84.4	40-140			
Heptachlor Epoxide [2C]	0.086	0.0050	mg/Kg wet	0.100		85.9	40-140			
Hexachlorobenzene	0.083	0.0060	mg/Kg wet	0.100		83.2	40-140			
Hexachlorobenzene [2C]	0.079	0.0060	mg/Kg wet	0.100		78.8	40-140			
Methoxychlor	0.093	0.050	mg/Kg wet	0.100		93.5	40-140			
Methoxychlor [2C]	0.10	0.050	mg/Kg wet	0.100		102	40-140			
Surrogate: Decachlorobiphenyl	*0.196*		mg/Kg wet	0.200		98.2	30-150			
Surrogate: Decachlorobiphenyl [2C]	*0.205*		mg/Kg wet	0.200		102	30-150			
Surrogate: Tetrachloro-m-xylene	*0.165*		mg/Kg wet	0.200		82.7	30-150			
Surrogate: Tetrachloro-m-xylene [2C]	*0.163*		mg/Kg wet	0.200		81.4	30-150			

con-test® ANALYTICAL LABORATORY
39 Spruce Street * East Longmeadow, MA 01028 * FAX 413/525-6405 * TEL. 413/525-2332

QUALITY CONTROL

Organochloride Pesticides by GC/ECD - Quality Control

Analyte	Result	Reporting Limit	Units	Spike Level	Source Result	%REC	%REC Limits	RPD	RPD Limit	Notes
Batch B184501 - SW-846 3546										
LCS Dup (B184501-BSD1)				Prepared: 08/20/17 Analyzed: 08/25/17						
alpha-Chlordane	0.086	0.0050	mg/Kg wet	0.100		86.2	40-140	1.94	30	
alpha-Chlordane [2C]	0.090	0.0050	mg/Kg wet	0.100		90.2	40-140	3.42	30	
gamma-Chlordane	0.087	0.0050	mg/Kg wet	0.100		87.0	40-140	1.80	30	
gamma-Chlordane [2C]	0.091	0.0050	mg/Kg wet	0.100		91.3	40-140	2.44	30	
Alachlor	0.11	0.020	mg/Kg wet	0.100		112	40-140	3.43	30	
Alachlor [2C]	0.12	0.020	mg/Kg wet	0.100		116	40-140	4.06	30	
Aldrin	0.082	0.0050	mg/Kg wet	0.100		81.6	40-140	3.19	30	
Aldrin [2C]	0.082	0.0050	mg/Kg wet	0.100		82.5	40-140	1.67	30	
alpha-BHC	0.071	0.0050	mg/Kg wet	0.100		70.9	40-140	7.00	30	
alpha-BHC [2C]	0.072	0.0050	mg/Kg wet	0.100		71.7	40-140	5.64	30	
beta-BHC	0.085	0.0050	mg/Kg wet	0.100		84.7	40-140	0.350	30	
beta-BHC [2C]	0.083	0.0050	mg/Kg wet	0.100		83.3	40-140	2.58	30	
delta-BHC	0.087	0.0050	mg/Kg wet	0.100		86.7	40-140	0.662	30	
delta-BHC [2C]	0.081	0.0050	mg/Kg wet	0.100		81.2	40-140	1.71	30	
gamma-BHC (Lindane)	0.079	0.0020	mg/Kg wet	0.100		79.3	40-140	2.52	30	
gamma-BHC (Lindane) [2C]	0.079	0.0020	mg/Kg wet	0.100		78.8	40-140	0.846	30	
4,4'-DDD	0.094	0.0040	mg/Kg wet	0.100		94.0	40-140	1.91	30	
4,4'-DDD [2C]	0.10	0.0040	mg/Kg wet	0.100		101	40-140	2.03	30	
4,4'-DDE	0.092	0.0040	mg/Kg wet	0.100		92.0	40-140	0.744	30	
4,4'-DDE [2C]	0.099	0.0040	mg/Kg wet	0.100		98.6	40-140	2.43	30	
4,4'-DDT	0.093	0.0040	mg/Kg wet	0.100		92.9	40-140	1.88	30	
4,4'-DDT [2C]	0.092	0.0040	mg/Kg wet	0.100		92.0	40-140	0.646	30	
Dieldrin	0.087	0.0040	mg/Kg wet	0.100		87.5	40-140	2.10	30	
Dieldrin [2C]	0.091	0.0040	mg/Kg wet	0.100		91.3	40-140	3.38	30	
Endosulfan I	0.085	0.0050	mg/Kg wet	0.100		84.6	40-140	3.68	30	
Endosulfan I [2C]	0.091	0.0050	mg/Kg wet	0.100		90.9	40-140	3.20	30	
Endosulfan II	0.088	0.0080	mg/Kg wet	0.100		88.4	40-140	1.99	30	
Endosulfan II [2C]	0.095	0.0080	mg/Kg wet	0.100		95.5	40-140	3.00	30	
Endosulfan Sulfate	0.089	0.0080	mg/Kg wet	0.100		88.5	40-140	2.82	30	
Endosulfan Sulfate [2C]	0.099	0.0080	mg/Kg wet	0.100		98.6	40-140	1.88	30	
Endrin	0.095	0.0080	mg/Kg wet	0.100		94.7	40-140	2.87	30	
Endrin [2C]	0.099	0.0080	mg/Kg wet	0.100		99.3	40-140	3.41	30	
Endrin Aldehyde	0.092	0.0080	mg/Kg wet	0.100		91.5	40-140	2.00	30	
Endrin Aldehyde [2C]	0.094	0.0080	mg/Kg wet	0.100		93.6	40-140	2.24	30	
Endrin Ketone	0.098	0.0080	mg/Kg wet	0.100		97.7	40-140	1.61	30	
Endrin Ketone [2C]	0.11	0.0080	mg/Kg wet	0.100		106	40-140	2.21	30	
Heptachlor	0.075	0.0050	mg/Kg wet	0.100		75.3	40-140	3.51	30	
Heptachlor [2C]	0.084	0.0050	mg/Kg wet	0.100		84.3	40-140	2.94	30	
Heptachlor Epoxide	0.086	0.0050	mg/Kg wet	0.100		85.5	40-140	1.36	30	
Heptachlor Epoxide [2C]	0.089	0.0050	mg/Kg wet	0.100		88.6	40-140	3.04	30	
Hexachlorobenzene	0.075	0.0060	mg/Kg wet	0.100		74.6	40-140	10.9	30	
Hexachlorobenzene [2C]	0.072	0.0060	mg/Kg wet	0.100		71.7	40-140	9.44	30	
Methoxychlor	0.095	0.050	mg/Kg wet	0.100		95.2	40-140	1.79	30	
Methoxychlor [2C]	0.11	0.050	mg/Kg wet	0.100		106	40-140	3.37	30	
Surrogate: Decachlorobiphenyl	*0.191*		mg/Kg wet	0.200		95.5	30-150			
Surrogate: Decachlorobiphenyl [2C]	*0.207*		mg/Kg wet	0.200		103	30-150			
Surrogate: Tetrachloro-m-xylene	*0.140*		mg/Kg wet	0.200		70.1	30-150			
Surrogate: Tetrachloro-m-xylene [2C]	*0.141*		mg/Kg wet	0.200		70.6	30-150			

con-test® ANALYTICAL LABORATORY
39 Spruce Street * East Longmeadow, MA 01028 * FAX 413/525-6405 * TEL. 413/525-2332

QUALITY CONTROL

Polychlorinated Biphenyls By GC/ECD - Quality Control

Analyte	Result	Reporting Limit	Units	Spike Level	Source Result	%REC	%REC Limits	RPD	RPD Limit	Notes
Batch B184636 - SW-846 3546										
Blank (B184636-BLK1)				Prepared: 08/22/17 Analyzed: 08/23/17						
Aroclor-1016	ND	0.020	mg/Kg wet							
Aroclor-1016 [2C]	ND	0.020	mg/Kg wet							
Aroclor-1221	ND	0.020	mg/Kg wet							
Aroclor-1221 [2C]	ND	0.020	mg/Kg wet							
Aroclor-1232	ND	0.020	mg/Kg wet							
Aroclor-1232 [2C]	ND	0.020	mg/Kg wet							
Aroclor-1242	ND	0.020	mg/Kg wet							
Aroclor-1242 [2C]	ND	0.020	mg/Kg wet							
Aroclor-1248	ND	0.020	mg/Kg wet							
Aroclor-1248 [2C]	ND	0.020	mg/Kg wet							
Aroclor-1254	ND	0.020	mg/Kg wet							
Aroclor-1254 [2C]	ND	0.020	mg/Kg wet							
Aroclor-1260	ND	0.020	mg/Kg wet							
Aroclor-1260 [2C]	ND	0.020	mg/Kg wet							
Aroclor-1262	ND	0.020	mg/Kg wet							
Aroclor-1262 [2C]	ND	0.020	mg/Kg wet							
Aroclor-1268	ND	0.020	mg/Kg wet							
Aroclor-1268 [2C]	ND	0.020	mg/Kg wet							
Surrogate: Decachlorobiphenyl	*0.186*		mg/Kg wet	0.200		92.9	30-150			
Surrogate: Decachlorobiphenyl [2C]	*0.188*		mg/Kg wet	0.200		94.1	30-150			
Surrogate: Tetrachloro-m-xylene	*0.191*		mg/Kg wet	0.200		95.5	30-150			
Surrogate: Tetrachloro-m-xylene [2C]	*0.205*		mg/Kg wet	0.200		103	30-150			
LCS (B184636-BS1)				Prepared: 08/22/17 Analyzed: 08/23/17						
Aroclor-1016	0.20	0.020	mg/Kg wet	0.200		102	40-140			
Aroclor-1016 [2C]	0.21	0.020	mg/Kg wet	0.200		105	40-140			
Aroclor-1260	0.18	0.020	mg/Kg wet	0.200		91.9	40-140			
Aroclor-1260 [2C]	0.18	0.020	mg/Kg wet	0.200		89.8	40-140			
Surrogate: Decachlorobiphenyl	*0.190*		mg/Kg wet	0.200		94.9	30-150			
Surrogate: Decachlorobiphenyl [2C]	*0.192*		mg/Kg wet	0.200		96.2	30-150			
Surrogate: Tetrachloro-m-xylene	*0.185*		mg/Kg wet	0.200		92.5	30-150			
Surrogate: Tetrachloro-m-xylene [2C]	*0.199*		mg/Kg wet	0.200		99.3	30-150			
LCS Dup (B184636-BSD1)				Prepared: 08/22/17 Analyzed: 08/23/17						
Aroclor-1016	0.19	0.020	mg/Kg wet	0.200		96.4	40-140	5.88	30	
Aroclor-1016 [2C]	0.20	0.020	mg/Kg wet	0.200		98.8	40-140	6.41	30	
Aroclor-1260	0.17	0.020	mg/Kg wet	0.200		86.4	40-140	6.17	30	
Aroclor-1260 [2C]	0.17	0.020	mg/Kg wet	0.200		85.8	40-140	4.60	30	
Surrogate: Decachlorobiphenyl	*0.181*		mg/Kg wet	0.200		90.4	30-150			
Surrogate: Decachlorobiphenyl [2C]	*0.183*		mg/Kg wet	0.200		91.3	30-150			
Surrogate: Tetrachloro-m-xylene	*0.177*		mg/Kg wet	0.200		88.4	30-150			
Surrogate: Tetrachloro-m-xylene [2C]	*0.190*		mg/Kg wet	0.200		94.8	30-150			

con-test® ANALYTICAL LABORATORY
39 Spruce Street * East Longmeadow, MA 01028 * FAX 413/525-6405 * TEL. 413/525-2332

QUALITY CONTROL

Herbicides by GC/ECD - Quality Control

Analyte	Result	Reporting Limit	Units	Spike Level	Source Result	%REC	%REC Limits	RPD	RPD Limit	Notes
Batch B184595 - SW-846 8151										
Blank (B184595-BLK1)				Prepared: 08/22/17 Analyzed: 08/25/17						
2,4-D	ND	24	µg/kg wet							
2,4-D [2C]	ND	24	µg/kg wet							
2,4,5-TP (Silvex)	ND	2.4	µg/kg wet							
2,4,5-TP (Silvex) [2C]	ND	2.4	µg/kg wet							
2,4,5-T	ND	2.4	µg/kg wet							
2,4,5-T [2C]	ND	2.4	µg/kg wet							
Dalapon	ND	60	µg/kg wet							
Dalapon [2C]	ND	60	µg/kg wet							
Dicamba	ND	2.4	µg/kg wet							
Dicamba [2C]	ND	2.4	µg/kg wet							
Surrogate: 2,4-Dichlorophenylacetic acid	*87.0*		µg/kg wet	190		45.7	30-150			
Surrogate: 2,4-Dichlorophenylacetic acid [2C]	*85.8*		µg/kg wet	190		45.0	30-150			
LCS (B184595-BS1)				Prepared: 08/22/17 Analyzed: 08/25/17						
2,4-D	119	25	µg/kg wet	125		94.9	40-140			
2,4-D [2C]	117	25	µg/kg wet	125		93.9	40-140			
2,4,5-TP (Silvex)	10.5	2.5	µg/kg wet	12.5		84.4	40-140			
2,4,5-TP (Silvex) [2C]	10.5	2.5	µg/kg wet	12.5		84.3	40-140			
2,4,5-T	10.5	2.5	µg/kg wet	12.5		84.4	40-140			
2,4,5-T [2C]	9.47	2.5	µg/kg wet	12.5		75.8	40-140			
Dalapon	249	62	µg/kg wet	312		79.6	40-140			
Dalapon [2C]	244	62	µg/kg wet	312		78.1	40-140			
Dicamba	11.5	2.5	µg/kg wet	12.5		91.7	40-140			
Dicamba [2C]	10.9	2.5	µg/kg wet	12.5		87.3	40-140			
Surrogate: 2,4-Dichlorophenylacetic acid	*92.9*		µg/kg wet	200		46.5	30-150			
Surrogate: 2,4-Dichlorophenylacetic acid [2C]	*91.0*		µg/kg wet	200		45.5	30-150			
LCS Dup (B184595-BSD1)				Prepared: 08/22/17 Analyzed: 08/25/17						
2,4-D	121	25	µg/kg wet	125		96.4	40-140	1.62	30	
2,4-D [2C]	119	25	µg/kg wet	125		95.2	40-140	1.32	30	
2,4,5-TP (Silvex)	10.9	2.5	µg/kg wet	12.5		86.9	40-140	2.96	30	
2,4,5-TP (Silvex) [2C]	10.6	2.5	µg/kg wet	12.5		84.5	40-140	0.175	30	
2,4,5-T	10.7	2.5	µg/kg wet	12.5		85.8	40-140	1.72	30	
2,4,5-T [2C]	9.50	2.5	µg/kg wet	12.5		76.0	40-140	0.303	30	
Dalapon	250	62	µg/kg wet	312		80.0	40-140	0.554	30	
Dalapon [2C]	242	62	µg/kg wet	312		77.6	40-140	0.713	30	
Dicamba	11.9	2.5	µg/kg wet	12.5		95.2	40-140	3.69	30	
Dicamba [2C]	11.7	2.5	µg/kg wet	12.5		93.4	40-140	6.77	30	
Surrogate: 2,4-Dichlorophenylacetic acid	*93.4*		µg/kg wet	200		46.7	30-150			
Surrogate: 2,4-Dichlorophenylacetic acid [2C]	*92.1*		µg/kg wet	200		46.0	30-150			

con-test® ANALYTICAL LABORATORY
39 Spruce Street * East Longmeadow, MA 01028 * FAX 413/525-6405 * TEL. 413/525-2332

QUALITY CONTROL

Petroleum Hydrocarbons Analyses - Quality Control

Analyte	Result	Reporting Limit	Units	Spike Level	Source Result	%REC	%REC Limits	RPD	RPD Limit	Notes
Batch B184743 - SW-846 3546										
Blank (B184743-BLK1)				Prepared: 08/23/17 Analyzed: 08/25/17						
CT ETPH	ND	10	mg/Kg wet							
Surrogate: o-Terphenyl	*3.31*		mg/Kg wet	3.33		99.4	50-150			
LCS (B184743-BS1)				Prepared: 08/23/17 Analyzed: 08/25/17						
CT ETPH	30.8	10	mg/Kg wet	33.3		92.3	60-120			
Surrogate: o-Terphenyl	*3.49*		mg/Kg wet	3.33		105	50-150			
LCS Dup (B184743-BSD1)				Prepared: 08/23/17 Analyzed: 08/25/17						
CT ETPH	32.4	10	mg/Kg wet	33.3		97.2	60-120	5.15	30	
Surrogate: o-Terphenyl	*3.44*		mg/Kg wet	3.33		103	50-150			

con-test® ANALYTICAL LABORATORY
39 Spruce Street * East Longmeadow, MA 01028 * FAX 413/525-6405 * TEL. 413/525-2332

QUALITY CONTROL

Metals Analyses (Total) - Quality Control

Analyte	Result	Reporting Limit	Units	Spike Level	Source Result	%REC	%REC Limits	RPD	RPD Limit	Notes
Batch B184593 - SW-846 3050B										
Blank (B184593-BLK1)				Prepared: 08/22/17 Analyzed: 08/23/17						
Arsenic	ND	2.5	mg/Kg wet							
Barium	ND	2.5	mg/Kg wet							
Cadmium	ND	0.25	mg/Kg wet							
Chromium	ND	0.50	mg/Kg wet							
Lead	ND	0.75	mg/Kg wet							
Selenium	ND	5.0	mg/Kg wet							
Silver	ND	0.50	mg/Kg wet							
LCS (B184593-BS1)				Prepared: 08/22/17 Analyzed: 08/23/17						
Arsenic	134	4.9	mg/Kg wet	157		85.2	77.8-122.1			
Barium	311	4.9	mg/Kg wet	339		91.7	82-117.4			
Cadmium	194	0.49	mg/Kg wet	216		89.9	81.9-118.2			
Chromium	77.4	0.97	mg/Kg wet	88.9		87.1	78.7-120.6			
Lead	86.6	1.5	mg/Kg wet	94.3		91.8	82.4-117.8			
Selenium	185	9.7	mg/Kg wet	207		89.3	77.1-122.3			
Silver	38.7	0.97	mg/Kg wet	43.8		88.3	74.3-125.4			
LCS Dup (B184593-BSD1)				Prepared: 08/22/17 Analyzed: 08/23/17						
Arsenic	136	4.8	mg/Kg wet	157		86.9	77.8-122.1	1.94	30	
Barium	314	4.8	mg/Kg wet	339		92.7	82-117.4	1.17	30	
Cadmium	201	0.48	mg/Kg wet	216		92.9	81.9-118.2	3.26	30	
Chromium	79.0	0.96	mg/Kg wet	88.9		88.9	78.7-120.6	2.08	30	
Lead	88.5	1.4	mg/Kg wet	94.3		93.9	82.4-117.8	2.23	30	
Selenium	188	9.6	mg/Kg wet	207		90.9	77.1-122.3	1.79	30	
Silver	40.0	0.96	mg/Kg wet	43.8		91.2	74.3-125.4	3.28	30	
MRL Check (B184593-MRL1)				Prepared: 08/22/17 Analyzed: 08/23/17						
Lead	0.863	0.73	mg/Kg wet	0.730		118	80-120			
Batch B184603 - SW-846 7471										
Blank (B184603-BLK1)				Prepared: 08/22/17 Analyzed: 08/23/17						
Mercury	ND	0.025	mg/Kg wet							
LCS (B184603-BS1)				Prepared: 08/22/17 Analyzed: 08/23/17						
Mercury	9.03	1.9	mg/Kg wet	9.36		96.5	73.7-126.3			
LCS Dup (B184603-BSD1)				Prepared: 08/22/17 Analyzed: 08/23/17						
Mercury	8.76	1.9	mg/Kg wet	9.36		93.6	73.7-126.3	3.08	30	

39 Spruce Street * East Longmeadow, MA 01028 * FAX 413/525-6405 * TEL. 413/525-2332

QUALITY CONTROL

Conventional Chemistry Parameters by EPA/APHA/SW-846 Methods (Total) - Quality Control

Analyte	Result	Reporting Limit	Units	Spike Level	Source Result	%REC	%REC Limits	RPD	RPD Limit	Notes
Batch B184535 - SW-846 9045C										
LCS (B184535-BS1)				Prepared & Analyzed: 08/21/17						
pH	5.96		pH Units	6.00		99.3	98.5-110			
Duplicate (B184535-DUP1)	**Source: 17H1062-16**			Prepared & Analyzed: 08/21/17						
pH	12		pH Units		12			0.00	5	
Batch B184605 - SW-846 9014										
Blank (B184605-BLK1)				Prepared: 08/22/17 Analyzed: 08/23/17						
Reactive Cyanide	ND	0.40	mg/Kg							
LCS (B184605-BS1)				Prepared: 08/22/17 Analyzed: 08/23/17						
Reactive Cyanide	9.2	0.40	mg/Kg	10.0		92.4	85.9-110			
Batch B184607 - SW-846 9030A										
Blank (B184607-BLK1)				Prepared: 08/22/17 Analyzed: 08/23/17						
Reactive Sulfide	ND	2.0	mg/Kg							
LCS (B184607-BS1)				Prepared: 08/22/17 Analyzed: 08/23/17						
Reactive Sulfide	10	2.0	mg/Kg	14.8		70.3	64.5-120			
Batch B184739 - SW-846 1010A										
Blank (B184739-BLK1)				Prepared & Analyzed: 08/23/17						
Flashpoint	> 212 °F		°F							
LCS (B184739-BS1)				Prepared & Analyzed: 08/23/17						
Flashpoint	82		°F	81.0		101	98.8-101			
LCS Dup (B184739-BSD1)				Prepared & Analyzed: 08/23/17						
Flashpoint	82		°F	81.0		101	98.8-101	0.00	5	

con-test® ANALYTICAL LABORATORY
39 Spruce Street * East Longmeadow, MA 01028 * FAX 413/525-6405 * TEL. 413/525-2332

QUALITY CONTROL

TCLP - Volatile Organic Compounds by GC/MS - Quality Control

Analyte	Result	Reporting Limit	Units	Spike Level	Source Result	%REC	%REC Limits	RPD	RPD Limit	Notes
Batch B184819 - SW-846 5030B										
Blank (B184819-BLK1)				Prepared & Analyzed: 08/24/17						
Benzene	ND	0.010	mg/L							
2-Butanone (MEK)	ND	0.20	mg/L							
Carbon Tetrachloride	ND	0.050	mg/L							
Chlorobenzene	ND	0.010	mg/L							
Chloroform	ND	0.020	mg/L							
1,4-Dichlorobenzene	ND	0.010	mg/L							
1,2-Dichloroethane	ND	0.010	mg/L							
1,1-Dichloroethylene	ND	0.010	mg/L							
Tetrachloroethylene	ND	0.010	mg/L							
Trichloroethylene	ND	0.010	mg/L							
Vinyl Chloride	ND	0.020	mg/L							
Surrogate: 1,2-Dichloroethane-d4	*0.0256*		mg/L	0.0250		102	70-130			
Surrogate: Toluene-d8	*0.0264*		mg/L	0.0250		106	70-130			
Surrogate: 4-Bromofluorobenzene	*0.0213*		mg/L	0.0250		85.3	70-130			
LCS (B184819-BS1)				Prepared & Analyzed: 08/24/17						
Benzene	0.00840	0.0010	mg/L	0.0100		84.0	70-130			
2-Butanone (MEK)	0.0786	0.020	mg/L	0.100		78.6	40-160			†
Carbon Tetrachloride	0.00874	0.0050	mg/L	0.0100		87.4	70-130			
Chlorobenzene	0.00965	0.0010	mg/L	0.0100		96.5	70-130			
Chloroform	0.00898	0.0020	mg/L	0.0100		89.8	70-130			
1,4-Dichlorobenzene	0.0101	0.0010	mg/L	0.0100		101	70-130			
1,2-Dichloroethane	0.00965	0.0010	mg/L	0.0100		96.5	70-130			
1,1-Dichloroethylene	0.00920	0.0010	mg/L	0.0100		92.0	70-130			
Tetrachloroethylene	0.00972	0.0010	mg/L	0.0100		97.2	70-130			
Trichloroethylene	0.00937	0.0010	mg/L	0.0100		93.7	70-130			
Vinyl Chloride	0.00767	0.0020	mg/L	0.0100		76.7	40-160			†
Surrogate: 1,2-Dichloroethane-d4	*0.0251*		mg/L	0.0250		101	70-130			
Surrogate: Toluene-d8	*0.0249*		mg/L	0.0250		99.6	70-130			
Surrogate: 4-Bromofluorobenzene	*0.0240*		mg/L	0.0250		96.0	70-130			
LCS Dup (B184819-BSD1)				Prepared & Analyzed: 08/24/17						
Benzene	0.00836	0.0010	mg/L	0.0100		83.6	70-130	0.477	25	
2-Butanone (MEK)	0.0788	0.020	mg/L	0.100		78.8	40-160	0.178	25	†
Carbon Tetrachloride	0.00868	0.0050	mg/L	0.0100		86.8	70-130	0.689	25	
Chlorobenzene	0.00946	0.0010	mg/L	0.0100		94.6	70-130	1.99	25	
Chloroform	0.00898	0.0020	mg/L	0.0100		89.8	70-130	0.00	25	
1,4-Dichlorobenzene	0.00977	0.0010	mg/L	0.0100		97.7	70-130	3.02	25	
1,2-Dichloroethane	0.00915	0.0010	mg/L	0.0100		91.5	70-130	5.32	25	
1,1-Dichloroethylene	0.00950	0.0010	mg/L	0.0100		95.0	70-130	3.21	25	
Tetrachloroethylene	0.00945	0.0010	mg/L	0.0100		94.5	70-130	2.82	25	
Trichloroethylene	0.00933	0.0010	mg/L	0.0100		93.3	70-130	0.428	25	
Vinyl Chloride	0.00775	0.0020	mg/L	0.0100		77.5	40-160	1.04	25	†
Surrogate: 1,2-Dichloroethane-d4	*0.0253*		mg/L	0.0250		101	70-130			
Surrogate: Toluene-d8	*0.0248*		mg/L	0.0250		99.4	70-130			
Surrogate: 4-Bromofluorobenzene	*0.0247*		mg/L	0.0250		98.7	70-130			

con-test® ANALYTICAL LABORATORY
39 Spruce Street * East Longmeadow, MA 01028 * FAX 413/525-6405 * TEL. 413/525-2332

QUALITY CONTROL

TCLP - Metals Analyses - Quality Control

Analyte	Result	Reporting Limit	Units	Spike Level	Source Result	%REC	%REC Limits	RPD	RPD Limit	Notes
Batch B184724 - SW-846 3010A										
Blank (B184724-BLK1)				Prepared: 08/23/17 Analyzed: 08/24/17						
Arsenic	ND	0.010	mg/L							
Barium	ND	0.050	mg/L							
Cadmium	ND	0.0040	mg/L							
Chromium	ND	0.010	mg/L							
Lead	ND	0.010	mg/L							
Selenium	ND	0.050	mg/L							
Silver	ND	0.0050	mg/L							
LCS (B184724-BS1)				Prepared: 08/23/17 Analyzed: 08/24/17						
Arsenic	0.534	0.010	mg/L	0.500		107	80-120			
Barium	0.511	0.050	mg/L	0.500		102	80-120			
Cadmium	0.559	0.0040	mg/L	0.500		112	80-120			
Chromium	0.508	0.010	mg/L	0.500		102	80-120			
Lead	0.502	0.010	mg/L	0.500		100	80-120			
Selenium	0.596	0.050	mg/L	0.500		119	80-120			
Silver	0.529	0.0050	mg/L	0.500		106	80-120			
LCS Dup (B184724-BSD1)				Prepared: 08/23/17 Analyzed: 08/24/17						
Arsenic	0.524	0.010	mg/L	0.500		105	80-120	1.95	20	
Barium	0.499	0.050	mg/L	0.500		99.9	80-120	2.37	20	
Cadmium	0.546	0.0040	mg/L	0.500		109	80-120	2.40	20	
Chromium	0.499	0.010	mg/L	0.500		99.8	80-120	1.81	20	
Lead	0.493	0.010	mg/L	0.500		98.7	80-120	1.73	20	
Selenium	0.594	0.050	mg/L	0.500		119	80-120	0.278	20	
Silver	0.517	0.0050	mg/L	0.500		103	80-120	2.35	20	
Matrix Spike (B184724-MS1)		**Source: 17H1062-16**		Prepared: 08/23/17 Analyzed: 08/24/17						
Arsenic	0.526	0.010	mg/L	0.500	ND	105	75-125			
Barium	1.73	0.050	mg/L	0.500	1.25	95.0	75-125			
Cadmium	0.538	0.0040	mg/L	0.500	ND	108	75-125			
Chromium	0.496	0.010	mg/L	0.500	ND	99.1	75-125			
Lead	0.523	0.010	mg/L	0.500	0.0444	95.7	75-125			
Selenium	0.522	0.050	mg/L	0.500	ND	104	75-125			
Silver	0.527	0.0050	mg/L	0.500	ND	105	75-125			
Batch B184725 - SW-846 7470A Prep										
Blank (B184725-BLK1)				Prepared & Analyzed: 08/23/17						
Mercury	ND	0.00010	mg/L							
LCS (B184725-BS1)				Prepared & Analyzed: 08/23/17						
Mercury	0.00196	0.00010	mg/L	0.00200		97.9	80-120			

39 Spruce Street * East Longmeadow, MA 01028 * FAX 413/525-6405 * TEL. 413/525-2332

QUALITY CONTROL

TCLP - Metals Analyses - Quality Control

Analyte	Result	Reporting Limit	Units	Spike Level	Source Result	%REC	%REC Limits	RPD	RPD Limit	Notes
Batch B184725 - SW-846 7470A Prep										
LCS Dup (B184725-BSD1)				Prepared & Analyzed: 08/23/17						
Mercury	0.00195	0.00010	mg/L	0.00200		97.7	80-120	0.182	20	
Matrix Spike (B184725-MS1)		**Source: 17H1062-16**		Prepared & Analyzed: 08/23/17						
Mercury	0.00205	0.00010	mg/L	0.00200	ND	103	75-125			

con-test® ANALYTICAL LABORATORY
39 Spruce Street * East Longmeadow, MA 01028 * FAX 413/525-6405 * TEL. 413/525-2332

IDENTIFICATION SUMMARY FOR SINGLE COMPONENT ANALYTES

SW-846 8082A

GHS-WasteClass-081817-1

Lab Sample ID: 17H1062-16 Date(s) Analyzed: 08/26/2017 08/26/2017

Instrument ID (1): Instrument ID (2):

GC Column (1): ID: (mm) GC Column (2): ID: (mm)

ANALYTE	COL	RT	RT WINDOW		CONCENTRATION	%RPD
			FROM	TO		
Aroclor-1242	1	0.000	0.000	0.000	23	
	2	0.000	0.000	0.000	32	32.7

39 Spruce Street * East Longmeadow, MA 01028 * FAX 413/525-6405 * TEL. 413/525-2332

FLAG/QUALIFIER SUMMARY

*	QC result is outside of established limits.
†	Wide recovery limits established for difficult compound.
‡	Wide RPD limits established for difficult compound.
#	Data exceeded client recommended or regulatory level
ND	Not Detected
RL	Reporting Limit
DL	Method Detection Limit
MCL	Maximum Contaminant Level
	Percent recoveries and relative percent differences (RPDs) are determined by the software using values in the calculation which have not been rounded.
	No results have been blank subtracted unless specified in the case narrative section.
DL-03	Elevated reporting limit due to matrix.
H-01	Recommended sample holding time was exceeded, but analysis was performed before 2X the allowable holding time.
L-04	Laboratory fortified blank/laboratory control sample recovery and duplicate recovery are outside of control limits. Reported value for this compound is likely to be biased on the low side.
L-07	Either laboratory fortified blank/laboratory control sample or duplicate recovery is outside of control limits, but the other is within limits. RPD between the two LFB/LCS results is within method specified criteria.
S-01	The surrogate recovery for this sample is not available due to sample dilution below the surrogate reporting limit required from high analyte concentration and/or matrix interferences.
S-08	Duplicate analysis confirmed surrogate failure due to matrix effects.
S-19	Surrogate recovery is outside of control limits, matrix interference suspected. Reanalysis yielded similar surrogate non-conformance.
V-06	Continuing calibration did not meet method specifications and was biased on the high side for this compound. Increased uncertainty is associated with the reported value which is likely to be biased on the high side.
V-16	Response factor is less than method specified minimum acceptable value. Reduced precision and accuracy may be associated with reported result.
V-20	Continuing calibration did not meet method specifications and was biased on the high side. Data validation is not affected since sample result was "not detected" for this compound.

39 Spruce Street * East Longmeadow, MA 01028 * FAX 413/525-6405 * TEL. 413/525-2332

CERTIFICATIONS

Certified Analyses included in this Report

Analyte	Certifications
CTDEP ETPH in Soil	
CT ETPH	CT
SW-846 1010A in Soil	
Flashpoint	NY,NC,ME,VA
SW-846 6010C-D in Soil	
Arsenic	CT,NH,NY,ME,VA,NC
Barium	CT,NH,NY,ME,VA,NC
Cadmium	CT,NH,NY,ME,VA,NC
Chromium	CT,NH,NY,ME,VA,NC
Lead	CT,NH,NY,AIHA,ME,VA,NC
Selenium	CT,NH,NY,ME,VA,NC
Silver	CT,NH,NY,ME,VA,NC
SW-846 6010C-D in Water	
Arsenic	NY,CT,NC,ME,NH,VA
Barium	NY,CT,ME,NC,NH,VA
Cadmium	NY,CT,ME,NC,NH,VA
Chromium	NY,CT,ME,NC,NH,VA
Lead	NY,CT,ME,NC,NH,VA
Selenium	CT,ME,NC,NH,NY,VA
Silver	CT,ME,NC,NH,NY,VA
SW-846 7470A in Water	
Mercury	CT,ME,NC,NH,NY,VA
SW-846 7471B in Soil	
Mercury	CT,NH,NY,NC,ME,VA
SW-846 8081B in Soil	
Alachlor	NC
Alachlor [2C]	NC
Aldrin	CT,NH,NY,ME,NC,VA
Aldrin [2C]	CT,NH,NY,ME,NC,VA
alpha-BHC	CT,NH,NY,ME,NC,VA
alpha-BHC [2C]	CT,NH,NY,ME,NC,VA
beta-BHC	CT,NH,NY,ME,NC,VA
beta-BHC [2C]	CT,NH,NY,ME,NC,VA
delta-BHC	CT,NH,NY,ME,NC,VA
delta-BHC [2C]	CT,NH,NY,ME,NC,VA
gamma-BHC (Lindane)	CT,NH,NY,ME,NC,VA
gamma-BHC (Lindane) [2C]	CT,NH,NY,ME,NC,VA
Chlordane	CT,NH,NY,ME,NC,VA
Chlordane [2C]	CT,NH,NY,ME,NC,VA
4,4'-DDD	CT,NH,NY,ME,NC,VA
4,4'-DDD [2C]	CT,NH,NY,ME,NC,VA
4,4'-DDE	CT,NH,NY,ME,NC,VA
4,4'-DDE [2C]	CT,NH,NY,ME,NC,VA
4,4'-DDT	CT,NH,NY,ME,NC,VA
4,4'-DDT [2C]	CT,NH,NY,ME,NC,VA
Dieldrin	CT,NH,NY,ME,NC,VA

39 Spruce Street * East Longmeadow, MA 01028 * FAX 413/525-6405 * TEL. 413/525-2332

CERTIFICATIONS

Certified Analyses included in this Report

Analyte	Certifications
SW-846 8081B in Soil	
Dieldrin [2C]	CT,NH,NY,ME,NC,VA
Endosulfan I	CT,NH,NY,ME,NC,VA
Endosulfan I [2C]	CT,NH,NY,ME,NC,VA
Endosulfan II	CT,NH,NY,ME,NC,VA
Endosulfan II [2C]	CT,NH,NY,ME,NC,VA
Endosulfan Sulfate	CT,NH,NY,ME,NC,VA
Endosulfan Sulfate [2C]	CT,NH,NY,ME,NC,VA
Endrin	CT,NH,NY,ME,NC,VA
Endrin [2C]	CT,NH,NY,ME,NC,VA
Endrin Aldehyde	CT,NH,NY,ME,NC,VA
Endrin Aldehyde [2C]	CT,NH,NY,ME,NC,VA
Endrin Ketone	NC
Endrin Ketone [2C]	NC
Heptachlor	CT,NH,NY,ME,NC,VA
Heptachlor [2C]	CT,NH,NY,ME,NC,VA
Heptachlor Epoxide	CT,NH,NY,ME,NC,VA
Heptachlor Epoxide [2C]	CT,NH,NY,ME,NC,VA
Hexachlorobenzene	NC
Hexachlorobenzene [2C]	NC
Methoxychlor	CT,NH,NY,ME,NC,VA
Methoxychlor [2C]	CT,NH,NY,ME,NC,VA
Toxaphene	CT,NH,NY,ME,NC,VA
Toxaphene [2C]	CT,NH,NY,ME,NC,VA
SW-846 8082A in Soil	
Aroclor-1016	CT,NH,NY,NC,ME,VA
Aroclor-1016 [2C]	CT,NH,NY,NC,ME,VA
Aroclor-1221	CT,NH,NY,NC,ME,VA
Aroclor-1221 [2C]	CT,NH,NY,NC,ME,VA
Aroclor-1232	CT,NH,NY,NC,ME,VA
Aroclor-1232 [2C]	CT,NH,NY,NC,ME,VA
Aroclor-1242	CT,NH,NY,NC,ME,VA
Aroclor-1242 [2C]	CT,NH,NY,NC,ME,VA
Aroclor-1248	CT,NH,NY,NC,ME,VA
Aroclor-1248 [2C]	CT,NH,NY,NC,ME,VA
Aroclor-1254	CT,NH,NY,NC,ME,VA
Aroclor-1254 [2C]	CT,NH,NY,NC,ME,VA
Aroclor-1260	CT,NH,NY,NC,ME,VA
Aroclor-1260 [2C]	CT,NH,NY,NC,ME,VA
Aroclor-1262	NH,NY,NC,ME,VA
Aroclor-1262 [2C]	NH,NY,NC,ME,VA
Aroclor-1268	NH,NY,NC,ME,VA
Aroclor-1268 [2C]	NH,NY,NC,ME,VA
SW-846 8260C in Soil	
Acetone	CT,NH,NY,ME
Acetone	ME,NY,VA
Acrylonitrile	CT,NH,NY,ME

con-test® ANALYTICAL LABORATORY
39 Spruce Street * East Longmeadow, MA 01028 * FAX 413/525-6405 * TEL. 413/525-2332

CERTIFICATIONS

Certified Analyses included in this Report

Analyte	Certifications
SW-846 8260C in Soil	
Benzene	CT,NH,NY,ME
Benzene	ME,NY,CT,NC,VA
Bromobenzene	NH,NY,ME
Bromobenzene	ME,NY,VA
Bromodichloromethane	ME,NY,VA
Bromodichloromethane	CT,NH,NY,ME
Bromoform	CT,NH,NY,ME
Bromoform	ME,NY,VA
Bromomethane	CT,NH,NY,ME
Bromomethane	ME,NY,VA
2-Butanone (MEK)	ME,NY,CT,NC,VA
2-Butanone (MEK)	CT,NH,NY,ME
n-Butylbenzene	CT,NH,NY,ME
n-Butylbenzene	ME,NY,VA
sec-Butylbenzene	CT,NH,NY,ME
sec-Butylbenzene	ME,NY,VA
tert-Butylbenzene	CT,NH,NY,ME
tert-Butylbenzene	ME,NY,VA
Carbon Disulfide	CT,NH,NY,ME
Carbon Disulfide	ME,VA
Carbon Tetrachloride	ME,NY,CT,NC,VA
Carbon Tetrachloride	CT,NH,NY,ME
Chlorobenzene	ME,NY,CT,NC,VA
Chlorobenzene	CT,NH,NY,ME
Chlorodibromomethane	ME,NY,VA
Chlorodibromomethane	CT,NH,NY,ME
Chloroethane	ME,NY,VA
Chloroethane	CT,NH,NY,ME
Chloroform	ME,NY,CT,NC,VA
Chloroform	CT,NH,NY,ME
Chloromethane	ME,NY,VA
Chloromethane	CT,NH,NY,ME
2-Chlorotoluene	CT,NH,NY,ME
2-Chlorotoluene	ME,NY,VA
4-Chlorotoluene	CT,NH,NY,ME
4-Chlorotoluene	ME,NY,VA
Dibromomethane	NH,NY,ME
Dibromomethane	ME,NY,VA
1,2-Dichlorobenzene	CT,NH,NY,ME
1,2-Dichlorobenzene	ME,NY,VA
1,3-Dichlorobenzene	ME,NY,VA
1,3-Dichlorobenzene	CT,NH,NY,ME
1,4-Dichlorobenzene	CT,NH,NY,ME
1,4-Dichlorobenzene	ME,NY,CT,NC,VA
trans-1,4-Dichloro-2-butene	NY
Dichlorodifluoromethane (Freon 12)	NY,ME
Dichlorodifluoromethane (Freon 12)	ME,NY,VA

con-test® ANALYTICAL LABORATORY
39 Spruce Street * East Longmeadow, MA 01028 * FAX 413/525-6405 * TEL. 413/525-2332

CERTIFICATIONS

Certified Analyses included in this Report

Analyte	Certifications
SW-846 8260C in Soil	
1,1-Dichloroethane	ME,NY,VA
1,1-Dichloroethane	CT,NH,NY,ME
1,2-Dichloroethane	ME,NY,CT,NC,VA
1,2-Dichloroethane	CT,NH,NY,ME
1,1-Dichloroethylene	CT,NH,NY,ME
1,1-Dichloroethylene	ME,NY,CT,NC,VA
cis-1,2-Dichloroethylene	CT,NH,NY,ME
cis-1,2-Dichloroethylene	ME,NY,VA
trans-1,2-Dichloroethylene	ME,NY,VA
trans-1,2-Dichloroethylene	CT,NH,NY,ME
1,2-Dichloropropane	ME,NY,VA
1,2-Dichloropropane	CT,NH,NY,ME
1,3-Dichloropropane	ME,NY,VA
1,3-Dichloropropane	NH,NY,ME
2,2-Dichloropropane	ME,NY,VA
2,2-Dichloropropane	NH,NY,ME
1,1-Dichloropropene	NH,NY,ME
1,1-Dichloropropene	ME,NY,VA
cis-1,3-Dichloropropene	CT,NH,NY,ME
cis-1,3-Dichloropropene	ME,NY,VA
trans-1,3-Dichloropropene	CT,NH,NY,ME
trans-1,3-Dichloropropene	ME,NY,VA
Ethylbenzene	CT,NH,NY,ME
Ethylbenzene	ME,NY,VA
Hexachlorobutadiene	ME,NY,VA
Hexachlorobutadiene	NH,NY,ME
2-Hexanone (MBK)	ME,NY,VA
2-Hexanone (MBK)	CT,NH,NY,ME
Isopropylbenzene (Cumene)	ME,NY,VA
Isopropylbenzene (Cumene)	CT,NH,NY,ME
p-Isopropyltoluene (p-Cymene)	NH,NY
p-Isopropyltoluene (p-Cymene)	NY
Methyl tert-Butyl Ether (MTBE)	NH,NY
Methyl tert-Butyl Ether (MTBE)	NY,VA
Methylene Chloride	CT,NH,NY,ME
Methylene Chloride	ME,NY,VA
4-Methyl-2-pentanone (MIBK)	NY,VA
4-Methyl-2-pentanone (MIBK)	CT,NH,NY
Naphthalene	NH,NY,ME
Naphthalene	ME,NY,VA
n-Propylbenzene	NH,NY
n-Propylbenzene	NY
Styrene	ME,NY,VA
Styrene	CT,NH,NY,ME
1,1,1,2-Tetrachloroethane	CT,NH,NY,ME
1,1,1,2-Tetrachloroethane	ME,NY,VA
1,1,2,2-Tetrachloroethane	ME,NY,VA

con-test® ANALYTICAL LABORATORY
39 Spruce Street * East Longmeadow, MA 01028 * FAX 413/525-6405 * TEL. 413/525-2332

CERTIFICATIONS

Certified Analyses included in this Report

Analyte	Certifications
SW-846 8260C in Soil	
1,1,2,2-Tetrachloroethane	CT,NH,NY,ME
Tetrachloroethylene	CT,NH,NY,ME
Tetrachloroethylene	ME,NY,CT,NC,VA
Toluene	CT,NH,NY,ME
Toluene	ME,NY,VA
1,2,4-Trichlorobenzene	NH,NY,ME
1,2,4-Trichlorobenzene	ME,NY,VA
1,1,1-Trichloroethane	CT,NH,NY,ME
1,1,1-Trichloroethane	ME,NY,VA
1,1,2-Trichloroethane	ME,NY,VA
1,1,2-Trichloroethane	CT,NH,NY,ME
Trichloroethylene	ME,NY,CT,NC,VA
Trichloroethylene	CT,NH,NY,ME
Trichlorofluoromethane (Freon 11)	NY,VA
Trichlorofluoromethane (Freon 11)	CT,NH,NY,ME
1,2,3-Trichloropropane	NH,NY,ME
1,2,3-Trichloropropane	ME,NY,VA
1,2,4-Trimethylbenzene	ME,NY,VA
1,2,4-Trimethylbenzene	CT,NH,NY,ME
1,3,5-Trimethylbenzene	ME,NY,VA
1,3,5-Trimethylbenzene	CT,NH,NY,ME
Vinyl Chloride	ME,NY,CT,NC,VA
Vinyl Chloride	CT,NH,NY,ME
m+p Xylene	CT,NH,NY,ME
m+p Xylene	ME,VA
o-Xylene	ME,VA
o-Xylene	CT,NH,NY,ME
SW-846 8270D in Soil	
Acenaphthene	CT,NY,NH
Acenaphthylene	CT,NY,NH
Aniline	NY,NH
Anthracene	CT,NY,NH
Benzo(a)anthracene	CT,NY,NH
Benzo(a)pyrene	CT,NY,NH
Benzo(b)fluoranthene	CT,NY,NH
Benzo(g,h,i)perylene	CT,NY,NH
Benzo(k)fluoranthene	CT,NY,NH
Bis(2-chloroethoxy)methane	CT,NY,NH
Bis(2-chloroethyl)ether	CT,NY,NH
Bis(2-chloroisopropyl)ether	CT,NY,NH
Bis(2-Ethylhexyl)phthalate	CT,NY,NH
4-Bromophenylphenylether	CT,NY,NH
Butylbenzylphthalate	CT,NY,NH
4-Chloroaniline	CT,NY,NH
4-Chloro-3-methylphenol	CT,NY,NH
2-Chloronaphthalene	CT,NY,NH

39 Spruce Street * East Longmeadow, MA 01028 * FAX 413/525-6405 * TEL. 413/525-2332

CERTIFICATIONS

Certified Analyses included in this Report

Analyte	Certifications
SW-846 8270D in Soil	
2-Chlorophenol	CT,NY,NH
4-Chlorophenylphenylether	CT,NY,NH
Chrysene	CT,NY,NH
Dibenz(a,h)anthracene	CT,NY,NH
Dibenzofuran	CT,NY,NH
Di-n-butylphthalate	CT,NY,NH
1,2-Dichlorobenzene	NY,NH
1,3-Dichlorobenzene	NY,NH
1,4-Dichlorobenzene	NY,NH
3,3-Dichlorobenzidine	CT,NY,NH
2,4-Dichlorophenol	CT,NY,NH
Diethylphthalate	CT,NY,NH
2,4-Dimethylphenol	CT,NY,NH
Dimethylphthalate	CT,NY,NH
4,6-Dinitro-2-methylphenol	CT,NY,NH
2,4-Dinitrophenol	CT,NY,NH
2,4-Dinitrotoluene	CT,NY,NH
2,6-Dinitrotoluene	CT,NY,NH
Di-n-octylphthalate	CT,NY,NH
Fluoranthene	CT,NY,NH
Fluorene	NY,NH
Hexachlorobenzene	CT,NY,NH
Hexachlorobutadiene	CT,NY,NH
Hexachlorocyclopentadiene	CT,NY,NH
Hexachloroethane	CT,NY,NH
Indeno(1,2,3-cd)pyrene	CT,NY,NH
Isophorone	CT,NY,NH
2-Methylnaphthalene	CT,NY,NH
2-Methylphenol	CT,NY,NH
3/4-Methylphenol	CT,NY,NH
Naphthalene	CT,NY,NH
2-Nitroaniline	CT,NY,NH
3-Nitroaniline	CT,NY,NH
4-Nitroaniline	CT,NY,NH
Nitrobenzene	CT,NY,NH
2-Nitrophenol	CT,NY,NH
4-Nitrophenol	CT,NY,NH
N-Nitrosodiphenylamine	CT,NY,NH
N-Nitrosodi-n-propylamine	CT,NY,NH
Pentachloronitrobenzene	NY
Pentachlorophenol	CT,NY,NH
Phenanthrene	CT,NY,NH
Phenol	CT,NY,NH
Pyrene	CT,NY,NH
Pyridine	CT,NY,NH
1,2,4,5-Tetrachlorobenzene	NY
1,2,4-Trichlorobenzene	CT,NY,NH

39 Spruce Street * East Longmeadow, MA 01028 * FAX 413/525-6405 * TEL. 413/525-2332

CERTIFICATIONS

Certified Analyses included in this Report

Analyte	Certifications
SW-846 8270D in Soil	
2,4,5-Trichlorophenol	CT,NY,NH
2,4,6-Trichlorophenol	CT,NY,NH
SW-846 9095B in Soil	
Free Liquid	NY

The CON-TEST Environmental Laboratory operates under the following certifications and accreditations:

Code	Description	Number	Expires
AIHA	AIHA-LAP, LLC - ISO17025:2005	100033	02/1/2018
MA	Massachusetts DEP	M-MA100	06/30/2018
CT	Connecticut Department of Publilc Health	PH-0567	09/30/2017
NY	New York State Department of Health	10899 NELAP	04/1/2018
NH-S	New Hampshire Environmental Lab	2516 NELAP	02/5/2018
RI	Rhode Island Department of Health	LAO00112	12/30/2017
NC	North Carolina Div. of Water Quality	652	12/31/2017
NJ	New Jersey DEP	MA007 NELAP	06/30/2018
FL	Florida Department of Health	E871027 NELAP	06/30/2018
VT	Vermont Department of Health Lead Laboratory	LL015036	07/30/2018
ME	State of Maine	2011028	06/9/2019
VA	Commonwealth of Virginia	460217	12/14/2017
NH-P	New Hampshire Environmental Lab	2557 NELAP	09/6/2017
VT-DW	Vermont Department of Health Drinking Water	VT-255716	06/12/2018
NC-DW	North Carolina Department of Health	25703	07/31/2018

17H1062

con-test ANALYTICAL LABORATORY

Phone: 413-525-2332
Fax: 413-525-6405
Email: info@contestlabs.com

http://www.contestlabs.com

Doc # 381 Rev 1_03242017

CHAIN OF CUSTODY RECORD

39 Spruce Street
East Longmeadow, MA 01028

Company Name:	AECOM
Address:	500 Enterprise Dr Rocky Hill CT
Phone:	860 263 5800
Project Name:	Greenwich High School
Project Location:	Greenwich, CT
Project Number:	60432356 0800-3
Project Manager:	Matt Rood
Con-Test Quote Name/Number:	
Invoice Recipient:	Matt Rood
Sampled By:	J. Christopher

Requested Turnaround Time
7-Day ☐ 10-Day ☐
Due Date:

Rush Approval Required
1-Day ☐ 3-Day ☐
2-Day ☐ 4-Day ☐

Data Delivery
Format: PDF ☒ EXCEL ☒
Other: EQuIS
CLP Like Data Pkg Required: ☐
Email To: matthew.rood@aecom.com
Fax To #:

Con-Test Work Order#	Client Sample ID / Description	~~Beginning~~ Date/~~Time~~	~~Ending~~ Date/Time	Composite	Grab	Matrix Code	Conc Code	PCB, Homology Method 680										# of Containers
								2										[2] Preservation Code
								1										[3] Container Code
								A										
1	MW-L25-081617-1	8/16/17	1420		X	GW	U	X										
	MW-L25-081617-1 MS	8/16/17	1420		X	GW	U	X										
	MW-L25-081617-1 MSD	8/16/17	1420		X	GW	U	X										
2	MW-R20-081617-1	8/16/17	1455		X	GW	U	X										
3	MW-R20-081617-2	8/16/17	1500		X	GW	U	X										
4	MW-Y26-081617-1	8/16/17	1520		X	GW	U	X										
5	MW-AP28-081717-1	8/17/17	1204		X	GW	U	X										
6	MW-BB34-081717-1	8/17/17	1210		X	GW	U	X										
7	MW-AG30-081717-1	8/17/17	1445		X	GW	U	X										
8	MW-F35-081717-1	8/17/17	1510		X	GW	U	X										

ANALYSIS REQUESTED

Dissolved Metals Samples
○ Field Filtered
○ Lab to Filter

Orthophosphate Samples
○ Field Filtered
○ Lab to Filter

Comments:

Please use the following codes to indicate possible sample concentration within the **Conc Code** column above:
H - High; M - Medium; L - Low; C - Clean; U - Unknown

[1] Matrix Codes:
GW = Ground Water
WW = Waste Water
DW = Drinking Water
A = Air
S = Soil
SL = Sludge
SOL = Solid
O = Other (please define)

[2] Preservation Codes:
I = Iced
H = HCL
M = Methanol
N = Nitric Acid
S = Sulfuric Acid
B = Sodium Bisulfate
X = Sodium Hydroxide
T = Sodium Thiosulfate
O = Other (please define)

[3] Container Codes:
A = Amber Glass
G = Glass
P = Plastic
ST = Sterile
V = Vial
S = Summa Canister
T = Tedlar Bag
O = Other (please define)

Relinquished by: (signature)	Date/Time: 8/18/17 1140
Received by: (signature)	Date/Time: 8/18/17 1140
Relinquished by: (signature)	Date/Time: 8/18/17 1715
Received by: (signature)	Date/Time: 8-17 1715
Relinquished by: (signature)	Date/Time: 1 5-45
Received by: (signature)	Date/Time: 8/18/17 1745

Detection Limit Requirements
MA
CT GWPC / SWPC
Other:

Special Requirements
☐ MA MCP Required
☐ MCP Certification Form Required
☒ CT RCP Required
☐ RCP Certification Form Required
☐ MA State DW Required
PWSID #

con-test ANALYTICAL LABORATORY
www.contestlabs.com
NELAC and AIHA-LAP, LLC Accredited

Project Entity
☐ Government ☒ Municipality ☐ MWRA ☐ WRTA
☐ Federal ☐ 21 J ☐ School
☐ City ☐ Brownfield ☐ MBTA

Other
☐ Chromatogram
☐ AIHA-LAP,LLC

PCB ONLY
☐ Soxhlet
☐ Non Soxhlet

Table of Contents

17H1062

http://www.contestlabs.com

Doc # 381 Rev 1_03242017

CHAIN OF CUSTODY RECORD

con-test ANALYTICAL LABORATORY
Phone: 413-525-2332
Fax: 413-525-6405
Email: info@contestlabs.com
39 Spruce Street
East Longmeadow, MA 01028

Requested Turnaround Time
7-Day ☐ 10-Day ☐
Due Date:

Rush-Approval Required
1-Day ☐ 3-Day ☐
2-Day ☐ 4-Day ☐

Data Delivery
Format: PDF ☒ EXCEL ☒
Other: EQuIS
CLP Like Data Pkg Required: ☐
Email To: matthew.rood@aecom.com
Fax To #:

Company Name: AECOM
Address: 500 Enterprise Dr Rocky Hill CT
Phone: 860 263 5800
Project Name: Greenwich High School
Project Location: Greenwich, CT
Project Number: 60432356 0800.3
Project Manager: Matt Rood
Con-Test Quote Name/Number:
Invoice Recipient: Matt Rood
Sampled By: J. Christopher

								2	1	3 →		2	1					
								1	1	1 →		O	M					
								A	O	A →		V	V					
Con-Test Work Order#	Client Sample ID / Description	~~Beginning~~ Date/~~Time~~	~~Ending Date~~/Time	Composite	Grab	[1]Matrix Code	Conc Code	PCBs Homologs Method 680	TCLP VOCs	8270, CTETPH, Total Metals, TCLP Metals, 8082, free liquids	8081, 8651, Reactivity, pH, Flashpoint	VOC 8260	VOC 8260					
9	MW-AJ19-081717-1	8/17/17	1425		X	GW	U	X										
10	MW-X17-081717-1	8/17/17	1430		X	GW	U	X										
11	MW-V18-081717-1	8/17/17	1530		X	GW	U	X										
12	MW-AA19-081817-1	8/18/17	945		X	GW	U	X										
13	MW-AV17-081817-1	8/18/17	1040		X	GW	U	X										
14	MW-AM21-081817-1	8/18/17	1025		X	GW	U	X										
15	MW-T23-081817-1	8/18/17	915		X	GW	U	X										
16	GHS-Waste Class-081817-1	8/17/17	1525	X	~~X~~	S	U		X	X	X	X	X					

ANALYSIS REQUESTED

# of Containers
[2] Preservation Code
[3] Container Code

Dissolved Metals Samples
○ Field Filtered
○ Lab to Filter

Orthophosphate Samples
○ Field Filtered
○ Lab to Filter

Comments:

Please use the following codes to indicate possible sample concentration within the Conc Code column above:
H - High; M - Medium; L - Low; C - Clean; U - Unknown

[1] **Matrix Codes:**
GW = Ground Water
WW = Waste Water
DW = Drinking Water
A = Air
S = Soil
SL = Sludge
SOL = Solid
O = Other (please define)

[2] **Preservation Codes:**
I = Iced
H = HCL
M = Methanol
N = Nitric Acid
S = Sulfuric Acid
B = Sodium Bisulfate
X = Sodium Hydroxide
T = Sodium Thiosulfate
O = Other (please define) H_2O

[3] **Container Codes:**
A = Amber Glass
G = Glass
P = Plastic
ST = Sterile
V = Vial
S = Summa Canister
T = Tedlar Bag
O = Other (please define) Encore Sampler

Relinquished by: (signature)	Date/Time:
[signature]	8/18/17 1140
Received by: (signature) [signature]	Date/Time: 8/18/17 1140
Relinquished by: (signature) [signature]	Date/Time: 8/18/17 1715
Received by: (signature) [signature]	Date/Time: 8-18-17 1715
Relinquished by: (signature) [signature]	Date/Time: 8-18-17 5:45
Received by: (signature) [signature] 3.8	Date/Time: 8/18/17 1785

Detection Limit Requirements
MA
CT GWPC / SWPC
Other*

Special Requirements
☐ MA MCP Required
MCP Certification Form Required
☒ CT RCP Required
RCP Certification Form Required
☐ MA State DW Required
PWSID #

con-test ANALYTICAL LABORATORY
www.contestlabs.com
NELAC and AIHA-LAP, LLC Accredited

Project Entity
☐ Government ☒ Municipality ☐ MWRA ☐ WRTA
☐ Federal ☐ 21 J ☐ School
☐ City ☐ Brownfield ☐ MBTA

Other
☐ Chromatogram
☐ AIHA-LAP,LLC

PCB ONLY
☐ Soxhlet
☐ Non Soxhlet

Table of Contents

39 Spruce St.
East Longmeadow, MA. 01028
P: 413-525-2332
F: 413-525-6405
www.contestlabs.com

con-test® ANALYTICAL LABORATORY

Doc# 277 Rev 5 2017

Login Sample Receipt Checklist - (Rejection Criteria Listing - Using Acceptance Policy) Any False Statement will be brought to the attention of the Client - State True or False

Client Aecom

Received By JM Date 8/18/17 Time 1745

How were the samples received? In Cooler T No Cooler ____ On Ice T No Ice ____ Direct from Sampling ____ Ambient ____ Melted Ice ____

Were samples within Temperature? 2-6°C T By Gun # 7 Actual Temp - 3.8, 4.1, 3.2, 4.8 By Blank # ____ Actual Temp - ____

Was Custody Seal Intact? N/A Were Samples Tampered with? F

Was COC Relinquished ? T Does Chain Agree With Samples? T

Are there broken/leaking/loose caps on any samples? F

Is COC in ink/ Legible? T Were samples received within holding time? T

Did COC include all pertinent Information? Client T Analysis T Sampler Name T Project T ID's T Collection Dates/Times T

Are Sample labels filled out and legible? T

Are there Lab to Filters? N/A Who was notified? ____

Are there Rushes? N/A Who was notified? ____

Are there Short Holds? T Who was notified? David

Is there enough Volume? T

Is there Headspace where applicable? N/A MS/MSD? N/A

Proper Media/Containers Used? T Is splitting samples required? N/A

Were trip blanks received? N/A On COC? N/A

Do all samples have the proper pH? N/A Acid ____ Base ____

Vials	#	Containers:	#		#		#
Unp-		1 Liter Amb.	34	1 Liter Plastic		16 oz Amb.	
HCL-	4	500 mL Amb.		500 mL Plastic		8oz Amb/Clear	3
Meoh-	1	250 mL Amb.		250 mL Plastic		4oz Amb/Clear	
Bisulfate-		Col./Bacteria		Flashpoint		2oz Amb/Clear	
DI-	2	Other Plastic		Other Glass		Encore	1
Thiosulfate-		SOC Kit		Plastic Bag		Frozen: 8/18/17 1745	
Sulfuric-		Perchlorate		Ziplock			

Unused Media

Vials	#	Containers:	#		#		#
Unp-		1 Liter Amb.		1 Liter Plastic		16 oz Amb.	
HCL-		500 mL Amb.		500 mL Plastic		8oz Amb/Clear	
Meoh-		250 mL Amb.		250 mL Plastic		4oz Amb/Clear	
Bisulfate-		Col./Bacteria		Flashpoint		2oz Amb/Clear	
DI-		Other Plastic		Other Glass		Encore	
Thiosulfate-		SOC Kit		Plastic Bag		Frozen:	
Sulfuric-		Perchlorate		Ziplock			

Comments:

D:\HPCHEM\1\DATA\A082517.SEC\A0825007.D

CT ETPH DISCRIMINATION CHECK

Date Acquired	8/25/17
Data File Name	A0825007.D
Sample Name	ETPH 1500
Instrument Name	5890DFID

Compound	Ret Time	Target Response	Average Response	*%D +/- 20
c - 9	1.28	545145	575940	-5
c - 10	1.63	556171	575940	-3
c - 12	2.35	576551	575940	0
c - 14	3.01	588062	575940	2
c - 16	3.61	599966	575940	4
c - 18	4.23	591625	575940	3
o-Terphenyl	4.51	655588	575940	
c - 20	4.84	596507	575940	4
c - 22	5.34	602520	575940	5
c - 24	5.78	559136	575940	-3
c - 26	6.17	586269	575940	2
c - 28	6.53	577026	575940	0
c - 30	6.86	572830	575940	-1
c - 32	7.17	559683	575940	-3
c - 34	7.46	563145	575940	-2
c - 36	7.78	564468	575940	-2

* One compound allowed %D </= 50%

Samples

17H1062-16@5X

REASONABLE CONFIDENCE PROTOCOL
LABORATORY ANALYSIS QA/QC CERTIFICATION FORM

Laboratory Name: Con-Test Analytical Laboratory

Client: AECOM Environment - Rocky Hill, CT

Project Location: Greenwich, CT

Project Number: 17H1062

Laboratory Sample ID(s):

17H1062-01 thru 17H1062-16

Sample Date(s):

08/16/2017,
08/17/2017,
08/18/2017

List RCP Methods Used:

CTDEP ETPH, SW-846 6010C-D, SW-846 7470A, SW-846 7471B, SW-846 8081B, SW-846 8082A, SW-846 8151A, SW-846 8260C, SW-846 8270D

1	For each analytical method referenced in this laboratory report package, were all specified QA/QC performance criteria followed, including the requirement to explain any criteria falling outside of acceptable guidelines, as specified in the CTDEP method-specific Reasonable Confidence Protocol documents?	☑ Yes ☐ No
1A	Were the method specified preservation and holding time requirements met?	☑ Yes ☐ No
1B	VPH and EPH Methods only: Was the VPH and EPH method conducted without significant modifications (see Section 11.3 of respective RCP methods)?	☐ Yes ☐ No ☑ N/A
2	Were all samples received by the laboratory in a condition consistent with that described on the associated chain-of-custody document(s)?	☑ Yes ☐ No
3	Were samples received at an appropriate temperature (< 6 degrees C.)?	☑ Yes ☐ No ☐ N/A
4	Were all QA/QC performance criteria specified in the CTDEP Reasonable Confidence Protocol documents achieved?	☐ Yes ☑ No
5A	Were reporting limits specified or referenced on the chain-of-custody?	☑ Yes ☐ No
5B	Were these reporting limits met?	☑ Yes ☐ No
6	For each analytical method referenced in this laboratory report package, were results reported for all constituents identified in the method-specific analyte lists presented in the Reasonable Confidence Protocol documents?	☐ Yes ☑ No
7	Are project-specific matrix spikes and laboratory duplicates included in this data set?	☐ Yes ☑ No

Notes: For all questions to which the response was "No" (with the exception of question #7), additional information must be provided in an attached narrative. If the answer to question #1, #1A, or #1B is "No", the data package does not meet the requirements for "Reasonable Confidence."
This form may not be altered and all questions must be answered.

I, the undersigned, attest under the pains and penalties of perjury that, to the best of my knowledge and belief and based upon my personal inquiry of those responsible for providing the information contained in this analytical report, such information is accurate and complete.

Authorized Signature:  **Position:** **Project Manager**

Printed Name: **Lisa A. Worthington** **Date:** **08/28/17**

Name of Laboratory: **Con-Test Analytical Laboratory**

This certification form is to be used for RCP methods only.

con-test® ANALYTICAL LABORATORY
39 Spruce Street * East Longmeadow, MA 01028 * FAX 413/525-6405 * TEL. 413/525-2332

September 12, 2017

Matthew Rood
AECOM Environment - Rocky Hill, CT
500 Enterprise Drive, Suite 1A
Rocky Hill, CT 06067

Project Location: Greenwich High School
Client Job Number:
Project Number: 60432356
Laboratory Work Order Number: 17H1571

Enclosed are results of analyses for samples received by the laboratory on August 30, 2017. If you have any questions concerning this report, please feel free to contact me.

Sincerely,



Aaron L. Benoit
Project Manager

Table of Contents

Sample Summary 4

Case Narrative 5

Sample Results 8

17H1571-01 8

17H1571-02 9

17H1571-03 10

17H1571-04 11

17H1571-05 12

17H1571-06 13

17H1571-07 14

17H1571-08 15

17H1571-09 16

17H1571-10 17

17H1571-11 18

17H1571-12 19

Sample Preparation Information 30

QC Data 32

PCB Homologues by GC/MS Water 32

B185271 32

Volatile Organic Compounds by GC/MS 33

B185387 33

Semivolatile Organic Compounds by GC/MS 36

B185447 36

Organochloride Pesticides by GC/ECD 41

B185468 41

Table of Contents (continued)

Polychlorinated Biphenyls By GC/ECD 44

B185467 44

Herbicides by GC/ECD 45

B185463 45

Petroleum Hydrocarbons Analyses 46

B185471 46

Metals Analyses (Total) 47

B185339 47

B185584 47

Conventional Chemistry Parameters by EPA/APHA/SW-846 Methods (Total) 48

B185284 48

B185482 48

B185545 48

B185546 48

TCLP - Metals Analyses 49

B185432 49

B185477 49

Dual Column RPD Report 51

Flag/Qualifier Summary 52

Certifications 53

Chain of Custody/Sample Receipt 58

39 Spruce Street * East Longmeadow, MA 01028 * FAX 413/525-6405 * TEL. 413/525-2332

AECOM Environment - Rocky Hill, CT
500 Enterprise Drive, Suite 1A
Rocky Hill, CT 06067
ATTN: Matthew Rood

REPORT DATE: 9/12/2017

PURCHASE ORDER NUMBER: 92512ACM

PROJECT NUMBER: 60432356

ANALYTICAL SUMMARY

WORK ORDER NUMBER: 17H1571

The results of analyses performed on the following samples submitted to the CON-TEST Analytical Laboratory are found in this report.

PROJECT LOCATION: Greenwich High School

FIELD SAMPLE #	LAB ID:	MATRIX	SAMPLE DESCRIPTION	TEST	SUB LAB
MW-Y9-D-082417-1	17H1571-01	Ground Water		EPA 680 Modified	
MW-Y9-082417-1	17H1571-02	Ground Water		EPA 680 Modified	
MW-AA12-D-082417-1	17H1571-03	Ground Water		EPA 680 Modified	
MW-AA12-082417-1	17H1571-04	Ground Water		EPA 680 Modified	
MW-AJ13-082917-1	17H1571-05	Ground Water		EPA 680 Modified	
MW-AJ13D-082917-1	17H1571-06	Ground Water		EPA 680 Modified	
MW-AL10-082917-1	17H1571-07	Ground Water		EPA 680 Modified	
MW-AM16-082917-1	17H1571-08	Ground Water		EPA 680 Modified	
MW-AM16-D-082917-1	17H1571-09	Ground Water		EPA 680 Modified	
MW-Y15-082917-1	17H1571-10	Ground Water		EPA 680 Modified	
MW-Y15-D-082917-1	17H1571-11	Ground Water		EPA 680 Modified	
GHS-WasteClass-082917-1	17H1571-12	Ground Water		CTDEP ETPH	
				SM21-22 4500 H B	
				SW-846 1010A	
				SW-846 6010C-D	
				SW-846 6020A-B	
				SW-846 7470A	
				SW-846 8081B	
				SW-846 8082A	
				SW-846 8151A	
				SW-846 8260C	
				SW-846 8270D	
				SW-846 9014	
				SW-846 9030A	

39 Spruce Street * East Longmeadow, MA 01028 * FAX 413/525-6405 * TEL. 413/525-2332

CASE NARRATIVE SUMMARY

All reported results are within defined laboratory quality control objectives unless listed below or otherwise qualified in this report.

For method 6010, only RCRA 8 metals were requested and reported.

For method 6020, only RCRA 8 metals were requested and reported.

For method 8151, samples were derivatized on 09/06/17.

For method 8151, sample analysis bracketed by LCS to monitor esterification. All recoveries in the bracketing LCS met method criteria.

39 Spruce Street * East Longmeadow, MA 01028 * FAX 413/525-6405 * TEL. 413/525-2332

CTDEP ETPH

Qualifications:

L-07

Either laboratory fortified blank/laboratory control sample or duplicate recovery is outside of control limits, but the other is within limits. RPD between the two LFB/LCS results is within method specified criteria.

Analyte & Samples(s) Qualified:

CT ETPH

B185471-BSD1

SM21-22 4500 H B

Qualifications:

H-05

Holding time was exceeded. pH analysis should be performed immediately at time of sampling. Nominal 15 minute holding time was exceeded.

Analyte & Samples(s) Qualified:

pH

17H1571-12[GHS-WasteClass-082917-1], B185284-DUP1

SW-846 8081B

Qualifications:

V-20

Continuing calibration did not meet method specifications and was biased on the high side. Data validation is not affected since sample result was "not detected" for this compound.

Analyte & Samples(s) Qualified:

Toxaphene

17H1571-12[GHS-WasteClass-082917-1], B185468-BLK1

Toxaphene [2C]

17H1571-12[GHS-WasteClass-082917-1], B185468-BLK1

SW-846 8260C

Qualifications:

DL-01

Elevated reporting limits for all volatile compounds due to foaming sample matrix.

Analyte & Samples(s) Qualified:

17H1571-12[GHS-WasteClass-082917-1]

L-01

Laboratory fortified blank /laboratory control sample recovery outside of control limits. Data validation is not affected since all results are "not detected" for all samples in this batch for this compound and bias is on the high side.

Analyte & Samples(s) Qualified:

Chloromethane

B185387-BS1

V-20

Continuing calibration did not meet method specifications and was biased on the high side. Data validation is not affected since sample result was "not detected" for this compound.

Analyte & Samples(s) Qualified:

Chloromethane

B185387-BS1

SW-846 8270D

Qualifications:

RL-03

Elevated reporting limit based on lowest point in calibration.
Requested reporting limit not met.

Analyte & Samples(s) Qualified:

Bis(2-Ethylhexyl)phthalate

17H1571-12[GHS-WasteClass-082917-1], B185447-BLK1

Hexachlorobenzene

17H1571-12[GHS-WasteClass-082917-1], B185447-BLK1

Pentachlorophenol

17H1571-12[GHS-WasteClass-082917-1], B185447-BLK1

39 Spruce Street * East Longmeadow, MA 01028 * FAX 413/525-6405 * TEL. 413/525-2332

V-05

Continuing calibration did not meet method specifications and was biased on the low side for this compound. Increased uncertainty is associated with the reported value which is likely to be biased on the low side.

Analyte & Samples(s) Qualified:

2,4-Dinitrophenol
17H1571-12[GHS-WasteClass-082917-1], B185447-BLK1, B185447-BS1, B185447-BSD1

4-Nitrophenol
17H1571-12[GHS-WasteClass-082917-1], B185447-BLK1, B185447-BS1, B185447-BSD1

Bis(2-chloroisopropyl)ether
17H1571-12[GHS-WasteClass-082917-1], B185447-BLK1, B185447-BS1, B185447-BSD1

Hexachlorocyclopentadiene
17H1571-12[GHS-WasteClass-082917-1], B185447-BLK1, B185447-BS1, B185447-BSD1

V-16

Response factor is less than method specified minimum acceptable value. Reduced precision and accuracy may be associated with reported result.

Analyte & Samples(s) Qualified:

Pentachloronitrobenzene
17H1571-12[GHS-WasteClass-082917-1], B185447-BLK1, B185447-BS1, B185447-BSD1

SW-846 6010C/D SW-846 6020A/B

For NC, Metals methods SW-846 6010D and SW-846 6020B are followed, and for all other states methods SW-846 6010C and SW-846 6020A are followed.

SW-846 8260C

All water reporting limits specified on the chain-of-custody were met except for Acrylonitrile, where the most protective criteria are not met since the laboratory cannot achieve the required RCP calibration criteria at these levels, unless otherwise listed in this narrative.

SW-846 8270D

The LCS sample recoveries for required RCP 8270 compounds were all within control limits specified by the method, 40-140% for base/neutrals and 30-130% for acids except for “difficult analytes” listed below and/or otherwise listed in this narrative: Difficult analytes for water – limits between 10 and 150% depending on the compound (see QC summary for limits): Benzoic Acid, Dimethylphthalate, Bis(2-chloroisopropyl)ether, Hexachlorocyclopentadiene, Pyridine, 4-Nitrophenol, and Phenol.

All reporting limits specified on the chain-of-custody were met, except for Pyridine for the most protective criteria since the laboratory cannot achieve the required RCP calibration criteria at these levels unless otherwise listed in this narrative.

The results of analyses reported only relate to samples submitted to the Con-Test Analytical Laboratory for testing.
I certify that the analyses listed above, unless specifically listed as subcontracted, if any, were performed under my direction according to the approved methodologies listed in this document, and that based upon my inquiry of those individuals immediately responsible for obtaining the information, the material contained in this report is, to the best of my knowledge and belief, accurate and complete.



Lisa A. Worthington
Project Manager

con-test® ANALYTICAL LABORATORY
39 Spruce Street * East Longmeadow, MA 01028 * FAX 413/525-6405 * TEL. 413/525-2332

Project Location: Greenwich High School | Sample Description: | Work Order: 17H1571

Date Received: 8/30/2017

Field Sample #: MW-Y9-D-082417-1 | Sampled: 8/24/2017 10:15

Sample ID: 17H1571-01

Sample Matrix: Ground Water

PCB Homologues by GC/MS Water

Analyte	Results	RL	Units	Dilution	Flag/Qual	Method	Date Prepared	Date/Time Analyzed	Analyst
Monochlorobiphenyls	ND	0.0010	µg/L	1		EPA 680 Modified	8/31/17	9/7/17 4:01	CJM
Dichlorobiphenyls	ND	0.0010	µg/L	1		EPA 680 Modified	8/31/17	9/7/17 4:01	CJM
Trichlorobiphenyls	ND	0.0010	µg/L	1		EPA 680 Modified	8/31/17	9/7/17 4:01	CJM
Tetrachlorobiphenyls	ND	0.0020	µg/L	1		EPA 680 Modified	8/31/17	9/7/17 4:01	CJM
Pentachlorobiphenyls	ND	0.0020	µg/L	1		EPA 680 Modified	8/31/17	9/7/17 4:01	CJM
Hexachlorobiphenyls	ND	0.0020	µg/L	1		EPA 680 Modified	8/31/17	9/7/17 4:01	CJM
Heptachlorobiphenyls	ND	0.0030	µg/L	1		EPA 680 Modified	8/31/17	9/7/17 4:01	CJM
Octachlorobiphenyls	ND	0.0030	µg/L	1		EPA 680 Modified	8/31/17	9/7/17 4:01	CJM
Nonachlorobiphenyls	ND	0.0050	µg/L	1		EPA 680 Modified	8/31/17	9/7/17 4:01	CJM
Decachlorobiphenyl	ND	0.0050	µg/L	1		EPA 680 Modified	8/31/17	9/7/17 4:01	CJM
Total Polychlorinated biphenyls	0.0		µg/L	1		EPA 680 Modified	8/31/17	9/7/17 4:01	CJM

Surrogates	% Recovery	Recovery Limits	Flag/Qual		
Tetrachloro-m-xylene	68.7	50-125			9/7/17 4:01

con-test® ANALYTICAL LABORATORY
39 Spruce Street * East Longmeadow, MA 01028 * FAX 413/525-6405 * TEL. 413/525-2332

Project Location: Greenwich High School | Sample Description: | Work Order: 17H1571

Date Received: 8/30/2017

Field Sample #: MW-Y9-082417-1 | Sampled: 8/24/2017 10:20

Sample ID: 17H1571-02

Sample Matrix: Ground Water

PCB Homologues by GC/MS Water

Analyte	Results	RL	Units	Dilution	Flag/Qual	Method	Date Prepared	Date/Time Analyzed	Analyst
Monochlorobiphenyls	ND	0.0010	µg/L	1		EPA 680 Modified	8/31/17	9/7/17 4:38	CJM
Dichlorobiphenyls	ND	0.0010	µg/L	1		EPA 680 Modified	8/31/17	9/7/17 4:38	CJM
Trichlorobiphenyls	ND	0.0010	µg/L	1		EPA 680 Modified	8/31/17	9/7/17 4:38	CJM
Tetrachlorobiphenyls	ND	0.0020	µg/L	1		EPA 680 Modified	8/31/17	9/7/17 4:38	CJM
Pentachlorobiphenyls	ND	0.0020	µg/L	1		EPA 680 Modified	8/31/17	9/7/17 4:38	CJM
Hexachlorobiphenyls	ND	0.0020	µg/L	1		EPA 680 Modified	8/31/17	9/7/17 4:38	CJM
Heptachlorobiphenyls	ND	0.0030	µg/L	1		EPA 680 Modified	8/31/17	9/7/17 4:38	CJM
Octachlorobiphenyls	ND	0.0030	µg/L	1		EPA 680 Modified	8/31/17	9/7/17 4:38	CJM
Nonachlorobiphenyls	ND	0.0050	µg/L	1		EPA 680 Modified	8/31/17	9/7/17 4:38	CJM
Decachlorobiphenyl	ND	0.0050	µg/L	1		EPA 680 Modified	8/31/17	9/7/17 4:38	CJM
Total Polychlorinated biphenyls	0.0		µg/L	1		EPA 680 Modified	8/31/17	9/7/17 4:38	CJM

Surrogates	% Recovery	Recovery Limits	Flag/Qual		
Tetrachloro-m-xylene	74.4	50-125		9/7/17 4:38	

con-test® ANALYTICAL LABORATORY
39 Spruce Street * East Longmeadow, MA 01028 * FAX 413/525-6405 * TEL. 413/525-2332

Project Location: Greenwich High School | Sample Description: | Work Order: 17H1571

Date Received: 8/30/2017

Field Sample #: MW-AA12-D-082417-1 | Sampled: 8/24/2017 11:10

Sample ID: 17H1571-03

Sample Matrix: Ground Water

PCB Homologues by GC/MS Water

Analyte	Results	RL	Units	Dilution	Flag/Qual	Method	Date Prepared	Date/Time Analyzed	Analyst
Monochlorobiphenyls	0.0053	0.0010	µg/L	1		EPA 680 Modified	8/31/17	9/7/17 5:15	CJM
Dichlorobiphenyls	0.029	0.0010	µg/L	1		EPA 680 Modified	8/31/17	9/7/17 5:15	CJM
Trichlorobiphenyls	0.067	0.0010	µg/L	1		EPA 680 Modified	8/31/17	9/7/17 5:15	CJM
Tetrachlorobiphenyls	0.041	0.0020	µg/L	1		EPA 680 Modified	8/31/17	9/7/17 5:15	CJM
Pentachlorobiphenyls	ND	0.0020	µg/L	1		EPA 680 Modified	8/31/17	9/7/17 5:15	CJM
Hexachlorobiphenyls	ND	0.0020	µg/L	1		EPA 680 Modified	8/31/17	9/7/17 5:15	CJM
Heptachlorobiphenyls	ND	0.0030	µg/L	1		EPA 680 Modified	8/31/17	9/7/17 5:15	CJM
Octachlorobiphenyls	ND	0.0030	µg/L	1		EPA 680 Modified	8/31/17	9/7/17 5:15	CJM
Nonachlorobiphenyls	ND	0.0050	µg/L	1		EPA 680 Modified	8/31/17	9/7/17 5:15	CJM
Decachlorobiphenyl	ND	0.0050	µg/L	1		EPA 680 Modified	8/31/17	9/7/17 5:15	CJM
Total Polychlorinated biphenyls	0.14		µg/L	1		EPA 680 Modified	8/31/17	9/7/17 5:15	CJM

Surrogates	% Recovery	Recovery Limits	Flag/Qual	
Tetrachloro-m-xylene	72.0	50-125		9/7/17 5:15

con-test® ANALYTICAL LABORATORY
39 Spruce Street * East Longmeadow, MA 01028 * FAX 413/525-6405 * TEL. 413/525-2332

Project Location: Greenwich High School | Sample Description: | Work Order: 17H1571

Date Received: 8/30/2017

Field Sample #: MW-AA12-082417-1 | Sampled: 8/24/2017 11:20

Sample ID: 17H1571-04

Sample Matrix: Ground Water

PCB Homologues by GC/MS Water

Analyte	Results	RL	Units	Dilution	Flag/Qual	Method	Date Prepared	Date/Time Analyzed	Analyst
Monochlorobiphenyls	0.019	0.0010	µg/L	1		EPA 680 Modified	8/31/17	9/7/17 5:53	CJM
Dichlorobiphenyls	0.29	0.0010	µg/L	1		EPA 680 Modified	8/31/17	9/7/17 5:53	CJM
Trichlorobiphenyls	0.15	0.0010	µg/L	1		EPA 680 Modified	8/31/17	9/7/17 5:53	CJM
Tetrachlorobiphenyls	0.042	0.0020	µg/L	1		EPA 680 Modified	8/31/17	9/7/17 5:53	CJM
Pentachlorobiphenyls	ND	0.0020	µg/L	1		EPA 680 Modified	8/31/17	9/7/17 5:53	CJM
Hexachlorobiphenyls	ND	0.0020	µg/L	1		EPA 680 Modified	8/31/17	9/7/17 5:53	CJM
Heptachlorobiphenyls	ND	0.0030	µg/L	1		EPA 680 Modified	8/31/17	9/7/17 5:53	CJM
Octachlorobiphenyls	ND	0.0030	µg/L	1		EPA 680 Modified	8/31/17	9/7/17 5:53	CJM
Nonachlorobiphenyls	ND	0.0050	µg/L	1		EPA 680 Modified	8/31/17	9/7/17 5:53	CJM
Decachlorobiphenyl	ND	0.0050	µg/L	1		EPA 680 Modified	8/31/17	9/7/17 5:53	CJM
Total Polychlorinated biphenyls	0.51		µg/L	1		EPA 680 Modified	8/31/17	9/7/17 5:53	CJM

Surrogates	% Recovery	Recovery Limits	Flag/Qual		
Tetrachloro-m-xylene	58.4	50-125			9/7/17 5:53

con-test® ANALYTICAL LABORATORY
39 Spruce Street * East Longmeadow, MA 01028 * FAX 413/525-6405 * TEL. 413/525-2332

Project Location: Greenwich High School | Sample Description: | Work Order: 17H1571

Date Received: 8/30/2017

Field Sample #: MW-AJ13-082917-1 | Sampled: 8/29/2017 08:35

Sample ID: 17H1571-05

Sample Matrix: Ground Water

PCB Homologues by GC/MS Water

Analyte	Results	RL	Units	Dilution	Flag/Qual	Method	Date Prepared	Date/Time Analyzed	Analyst
Monochlorobiphenyls	0.019	0.0010	µg/L	1		EPA 680 Modified	8/31/17	9/7/17 6:30	CJM
Dichlorobiphenyls	2.7	0.0010	µg/L	1		EPA 680 Modified	8/31/17	9/7/17 6:30	CJM
Trichlorobiphenyls	2.9	0.0010	µg/L	1		EPA 680 Modified	8/31/17	9/7/17 6:30	CJM
Tetrachlorobiphenyls	0.65	0.0020	µg/L	1		EPA 680 Modified	8/31/17	9/7/17 6:30	CJM
Pentachlorobiphenyls	0.080	0.0020	µg/L	1		EPA 680 Modified	8/31/17	9/7/17 6:30	CJM
Hexachlorobiphenyls	ND	0.0020	µg/L	1		EPA 680 Modified	8/31/17	9/7/17 6:30	CJM
Heptachlorobiphenyls	ND	0.0030	µg/L	1		EPA 680 Modified	8/31/17	9/7/17 6:30	CJM
Octachlorobiphenyls	ND	0.0030	µg/L	1		EPA 680 Modified	8/31/17	9/7/17 6:30	CJM
Nonachlorobiphenyls	ND	0.0050	µg/L	1		EPA 680 Modified	8/31/17	9/7/17 6:30	CJM
Decachlorobiphenyl	ND	0.0050	µg/L	1		EPA 680 Modified	8/31/17	9/7/17 6:30	CJM
Total Polychlorinated biphenyls	6.3		µg/L	1		EPA 680 Modified	8/31/17	9/7/17 6:30	CJM

Surrogates	% Recovery	Recovery Limits	Flag/Qual				
Tetrachloro-m-xylene	75.7	50-125				9/7/17 6:30	

con-test® ANALYTICAL LABORATORY
39 Spruce Street * East Longmeadow, MA 01028 * FAX 413/525-6405 * TEL. 413/525-2332

Project Location: Greenwich High School | Sample Description: | Work Order: 17H1571

Date Received: 8/30/2017

Field Sample #: MW-AJ13D-082917-1 | Sampled: 8/29/2017 09:38

Sample ID: 17H1571-06

Sample Matrix: Ground Water

PCB Homologues by GC/MS Water

Analyte	Results	RL	Units	Dilution	Flag/Qual	Method	Date Prepared	Date/Time Analyzed	Analyst
Monochlorobiphenyls	1.6	0.0010	µg/L	1		EPA 680 Modified	8/31/17	9/7/17 7:08	CJM
Dichlorobiphenyls	4.2	0.0010	µg/L	1		EPA 680 Modified	8/31/17	9/7/17 7:08	CJM
Trichlorobiphenyls	1.4	0.0010	µg/L	1		EPA 680 Modified	8/31/17	9/7/17 7:08	CJM
Tetrachlorobiphenyls	0.24	0.0020	µg/L	1		EPA 680 Modified	8/31/17	9/7/17 7:08	CJM
Pentachlorobiphenyls	0.036	0.0020	µg/L	1		EPA 680 Modified	8/31/17	9/7/17 7:08	CJM
Hexachlorobiphenyls	ND	0.0020	µg/L	1		EPA 680 Modified	8/31/17	9/7/17 7:08	CJM
Heptachlorobiphenyls	ND	0.0030	µg/L	1		EPA 680 Modified	8/31/17	9/7/17 7:08	CJM
Octachlorobiphenyls	ND	0.0030	µg/L	1		EPA 680 Modified	8/31/17	9/7/17 7:08	CJM
Nonachlorobiphenyls	ND	0.0050	µg/L	1		EPA 680 Modified	8/31/17	9/7/17 7:08	CJM
Decachlorobiphenyl	ND	0.0050	µg/L	1		EPA 680 Modified	8/31/17	9/7/17 7:08	CJM
Total Polychlorinated biphenyls	7.4		µg/L	1		EPA 680 Modified	8/31/17	9/7/17 7:08	CJM

Surrogates	% Recovery	Recovery Limits	Flag/Qual		
Tetrachloro-m-xylene	77.9	50-125			9/7/17 7:08

con-test® ANALYTICAL LABORATORY
39 Spruce Street * East Longmeadow, MA 01028 * FAX 413/525-6405 * TEL. 413/525-2332

Project Location: Greenwich High School | Sample Description: | Work Order: 17H1571

Date Received: 8/30/2017

Field Sample #: MW-AL10-082917-1 | Sampled: 8/29/2017 09:29

Sample ID: 17H1571-07

Sample Matrix: Ground Water

PCB Homologues by GC/MS Water

Analyte	Results	RL	Units	Dilution	Flag/Qual	Method	Date Prepared	Date/Time Analyzed	Analyst
Monochlorobiphenyls	0.0041	0.0010	µg/L	1		EPA 680 Modified	8/31/17	9/7/17 7:45	CJM
Dichlorobiphenyls	0.011	0.0010	µg/L	1		EPA 680 Modified	8/31/17	9/7/17 7:45	CJM
Trichlorobiphenyls	0.0034	0.0010	µg/L	1		EPA 680 Modified	8/31/17	9/7/17 7:45	CJM
Tetrachlorobiphenyls	ND	0.0020	µg/L	1		EPA 680 Modified	8/31/17	9/7/17 7:45	CJM
Pentachlorobiphenyls	ND	0.0020	µg/L	1		EPA 680 Modified	8/31/17	9/7/17 7:45	CJM
Hexachlorobiphenyls	ND	0.0020	µg/L	1		EPA 680 Modified	8/31/17	9/7/17 7:45	CJM
Heptachlorobiphenyls	ND	0.0030	µg/L	1		EPA 680 Modified	8/31/17	9/7/17 7:45	CJM
Octachlorobiphenyls	ND	0.0030	µg/L	1		EPA 680 Modified	8/31/17	9/7/17 7:45	CJM
Nonachlorobiphenyls	ND	0.0050	µg/L	1		EPA 680 Modified	8/31/17	9/7/17 7:45	CJM
Decachlorobiphenyl	ND	0.0050	µg/L	1		EPA 680 Modified	8/31/17	9/7/17 7:45	CJM
Total Polychlorinated biphenyls	0.019		µg/L	1		EPA 680 Modified	8/31/17	9/7/17 7:45	CJM

Surrogates	% Recovery	Recovery Limits	Flag/Qual		
Tetrachloro-m-xylene	71.0	50-125			9/7/17 7:45

con-test® ANALYTICAL LABORATORY
39 Spruce Street * East Longmeadow, MA 01028 * FAX 413/525-6405 * TEL. 413/525-2332

Project Location: Greenwich High School | Sample Description: | Work Order: 17H1571

Date Received: 8/30/2017

Field Sample #: MW-AM16-082917-1 | Sampled: 8/29/2017 10:42

Sample ID: 17H1571-08

Sample Matrix: Ground Water

PCB Homologues by GC/MS Water

Analyte	Results	RL	Units	Dilution	Flag/Qual	Method	Date Prepared	Date/Time Analyzed	Analyst
Monochlorobiphenyls	0.0032	0.0010	µg/L	1		EPA 680 Modified	8/31/17	9/7/17 8:22	CJM
Dichlorobiphenyls	0.0086	0.0010	µg/L	1		EPA 680 Modified	8/31/17	9/7/17 8:22	CJM
Trichlorobiphenyls	0.014	0.0010	µg/L	1		EPA 680 Modified	8/31/17	9/7/17 8:22	CJM
Tetrachlorobiphenyls	0.022	0.0020	µg/L	1		EPA 680 Modified	8/31/17	9/7/17 8:22	CJM
Pentachlorobiphenyls	ND	0.0020	µg/L	1		EPA 680 Modified	8/31/17	9/7/17 8:22	CJM
Hexachlorobiphenyls	ND	0.0020	µg/L	1		EPA 680 Modified	8/31/17	9/7/17 8:22	CJM
Heptachlorobiphenyls	ND	0.0030	µg/L	1		EPA 680 Modified	8/31/17	9/7/17 8:22	CJM
Octachlorobiphenyls	ND	0.0030	µg/L	1		EPA 680 Modified	8/31/17	9/7/17 8:22	CJM
Nonachlorobiphenyls	ND	0.0050	µg/L	1		EPA 680 Modified	8/31/17	9/7/17 8:22	CJM
Decachlorobiphenyl	ND	0.0050	µg/L	1		EPA 680 Modified	8/31/17	9/7/17 8:22	CJM
Total Polychlorinated biphenyls	0.048		µg/L	1		EPA 680 Modified	8/31/17	9/7/17 8:22	CJM

Surrogates	% Recovery	Recovery Limits	Flag/Qual		
Tetrachloro-m-xylene	72.2	50-125			9/7/17 8:22

con-test® ANALYTICAL LABORATORY
39 Spruce Street * East Longmeadow, MA 01028 * FAX 413/525-6405 * TEL. 413/525-2332

Project Location: Greenwich High School | Sample Description: | Work Order: 17H1571

Date Received: 8/30/2017

Field Sample #: MW-AM16-D-082917-1 | Sampled: 8/29/2017 10:45

Sample ID: 17H1571-09

Sample Matrix: Ground Water

PCB Homologues by GC/MS Water

Analyte	Results	RL	Units	Dilution	Flag/Qual	Method	Date Prepared	Date/Time Analyzed	Analyst
Monochlorobiphenyls	ND	0.0010	µg/L	1		EPA 680 Modified	8/31/17	9/7/17 9:00	CJM
Dichlorobiphenyls	0.0014	0.0010	µg/L	1		EPA 680 Modified	8/31/17	9/7/17 9:00	CJM
Trichlorobiphenyls	0.0011	0.0010	µg/L	1		EPA 680 Modified	8/31/17	9/7/17 9:00	CJM
Tetrachlorobiphenyls	ND	0.0020	µg/L	1		EPA 680 Modified	8/31/17	9/7/17 9:00	CJM
Pentachlorobiphenyls	ND	0.0020	µg/L	1		EPA 680 Modified	8/31/17	9/7/17 9:00	CJM
Hexachlorobiphenyls	ND	0.0020	µg/L	1		EPA 680 Modified	8/31/17	9/7/17 9:00	CJM
Heptachlorobiphenyls	ND	0.0030	µg/L	1		EPA 680 Modified	8/31/17	9/7/17 9:00	CJM
Octachlorobiphenyls	ND	0.0030	µg/L	1		EPA 680 Modified	8/31/17	9/7/17 9:00	CJM
Nonachlorobiphenyls	ND	0.0050	µg/L	1		EPA 680 Modified	8/31/17	9/7/17 9:00	CJM
Decachlorobiphenyl	ND	0.0050	µg/L	1		EPA 680 Modified	8/31/17	9/7/17 9:00	CJM
Total Polychlorinated biphenyls	0.0024		µg/L	1		EPA 680 Modified	8/31/17	9/7/17 9:00	CJM

Surrogates	% Recovery	Recovery Limits	Flag/Qual		
Tetrachloro-m-xylene	73.5	50-125			9/7/17 9:00

con-test® ANALYTICAL LABORATORY
39 Spruce Street * East Longmeadow, MA 01028 * FAX 413/525-6405 * TEL. 413/525-2332

Project Location: Greenwich High School | Sample Description: | Work Order: 17H1571

Date Received: 8/30/2017

Field Sample #: MW-Y15-082917-1 | Sampled: 8/29/2017 11:47

Sample ID: 17H1571-10

Sample Matrix: Ground Water

PCB Homologues by GC/MS Water

Analyte	Results	RL	Units	Dilution	Flag/Qual	Method	Date Prepared	Date/Time Analyzed	Analyst
Monochlorobiphenyls	8.9	0.0010	µg/L	1		EPA 680 Modified	8/31/17	9/7/17 9:37	CJM
Dichlorobiphenyls	8.0	0.0010	µg/L	1		EPA 680 Modified	8/31/17	9/7/17 9:37	CJM
Trichlorobiphenyls	1.1	0.0010	µg/L	1		EPA 680 Modified	8/31/17	9/7/17 9:37	CJM
Tetrachlorobiphenyls	0.19	0.0020	µg/L	1		EPA 680 Modified	8/31/17	9/7/17 9:37	CJM
Pentachlorobiphenyls	0.015	0.0020	µg/L	1		EPA 680 Modified	8/31/17	9/7/17 9:37	CJM
Hexachlorobiphenyls	ND	0.0020	µg/L	1		EPA 680 Modified	8/31/17	9/7/17 9:37	CJM
Heptachlorobiphenyls	ND	0.0030	µg/L	1		EPA 680 Modified	8/31/17	9/7/17 9:37	CJM
Octachlorobiphenyls	ND	0.0030	µg/L	1		EPA 680 Modified	8/31/17	9/7/17 9:37	CJM
Nonachlorobiphenyls	ND	0.0050	µg/L	1		EPA 680 Modified	8/31/17	9/7/17 9:37	CJM
Decachlorobiphenyl	ND	0.0050	µg/L	1		EPA 680 Modified	8/31/17	9/7/17 9:37	CJM
Total Polychlorinated biphenyls	18		µg/L	1		EPA 680 Modified	8/31/17	9/7/17 9:37	CJM

Surrogates	% Recovery	Recovery Limits	Flag/Qual				
Tetrachloro-m-xylene	72.2	50-125				9/7/17 9:37	

con-test® ANALYTICAL LABORATORY
39 Spruce Street * East Longmeadow, MA 01028 * FAX 413/525-6405 * TEL. 413/525-2332

Project Location: Greenwich High School | Sample Description: | Work Order: 17H1571

Date Received: 8/30/2017

Field Sample #: MW-Y15-D-082917-1 | Sampled: 8/29/2017 11:48

Sample ID: 17H1571-11

Sample Matrix: Ground Water

PCB Homologues by GC/MS Water

Analyte	Results	RL	Units	Dilution	Flag/Qual	Method	Date Prepared	Date/Time Analyzed	Analyst
Monochlorobiphenyls	0.048	0.0010	µg/L	1		EPA 680 Modified	8/31/17	9/7/17 10:14	CJM
Dichlorobiphenyls	0.20	0.0010	µg/L	1		EPA 680 Modified	8/31/17	9/7/17 10:14	CJM
Trichlorobiphenyls	0.16	0.0010	µg/L	1		EPA 680 Modified	8/31/17	9/7/17 10:14	CJM
Tetrachlorobiphenyls	0.075	0.0020	µg/L	1		EPA 680 Modified	8/31/17	9/7/17 10:14	CJM
Pentachlorobiphenyls	ND	0.0020	µg/L	1		EPA 680 Modified	8/31/17	9/7/17 10:14	CJM
Hexachlorobiphenyls	ND	0.0020	µg/L	1		EPA 680 Modified	8/31/17	9/7/17 10:14	CJM
Heptachlorobiphenyls	ND	0.0030	µg/L	1		EPA 680 Modified	8/31/17	9/7/17 10:14	CJM
Octachlorobiphenyls	ND	0.0030	µg/L	1		EPA 680 Modified	8/31/17	9/7/17 10:14	CJM
Nonachlorobiphenyls	ND	0.0050	µg/L	1		EPA 680 Modified	8/31/17	9/7/17 10:14	CJM
Decachlorobiphenyl	ND	0.0050	µg/L	1		EPA 680 Modified	8/31/17	9/7/17 10:14	CJM
Total Polychlorinated biphenyls	0.49		µg/L	1		EPA 680 Modified	8/31/17	9/7/17 10:14	CJM

Surrogates	% Recovery	Recovery Limits	Flag/Qual	
Tetrachloro-m-xylene	70.6	50-125		9/7/17 10:14

con-test® ANALYTICAL LABORATORY
39 Spruce Street * East Longmeadow, MA 01028 * FAX 413/525-6405 * TEL. 413/525-2332

Project Location: Greenwich High School | Sample Description: | Work Order: 17H1571

Date Received: 8/30/2017

Field Sample #: GHS-WasteClass-082917-1 | Sampled: 8/29/2017 12:12

Sample ID: 17H1571-12

Sample Matrix: Ground Water

Sample Flags: DL-01

Volatile Organic Compounds by GC/MS

Analyte	Results	RL	Units	Dilution	Flag/Qual	Method	Date Prepared	Date/Time Analyzed	Analyst
Acetone	ND	50	µg/L	5		SW-846 8260C	9/1/17	9/2/17 17:37	EEH
Acrylonitrile	ND	10	µg/L	5		SW-846 8260C	9/1/17	9/2/17 17:37	EEH
Benzene	ND	2.5	µg/L	5		SW-846 8260C	9/1/17	9/2/17 17:37	EEH
Bromobenzene	ND	2.5	µg/L	5		SW-846 8260C	9/1/17	9/2/17 17:37	EEH
Bromodichloromethane	ND	2.5	µg/L	5		SW-846 8260C	9/1/17	9/2/17 17:37	EEH
Bromoform	ND	2.5	µg/L	5		SW-846 8260C	9/1/17	9/2/17 17:37	EEH
Bromomethane	ND	5.0	µg/L	5		SW-846 8260C	9/1/17	9/2/17 17:37	EEH
2-Butanone (MEK)	ND	25	µg/L	5		SW-846 8260C	9/1/17	9/2/17 17:37	EEH
n-Butylbenzene	ND	5.0	µg/L	5		SW-846 8260C	9/1/17	9/2/17 17:37	EEH
sec-Butylbenzene	ND	5.0	µg/L	5		SW-846 8260C	9/1/17	9/2/17 17:37	EEH
tert-Butylbenzene	ND	5.0	µg/L	5		SW-846 8260C	9/1/17	9/2/17 17:37	EEH
Carbon Disulfide	ND	25	µg/L	5		SW-846 8260C	9/1/17	9/2/17 17:37	EEH
Carbon Tetrachloride	ND	2.5	µg/L	5		SW-846 8260C	9/1/17	9/2/17 17:37	EEH
Chlorobenzene	ND	2.5	µg/L	5		SW-846 8260C	9/1/17	9/2/17 17:37	EEH
Chlorodibromomethane	ND	2.5	µg/L	5		SW-846 8260C	9/1/17	9/2/17 17:37	EEH
Chloroethane	ND	2.5	µg/L	5		SW-846 8260C	9/1/17	9/2/17 17:37	EEH
Chloroform	ND	2.5	µg/L	5		SW-846 8260C	9/1/17	9/2/17 17:37	EEH
Chloromethane	ND	10	µg/L	5		SW-846 8260C	9/1/17	9/2/17 17:37	EEH
2-Chlorotoluene	ND	2.5	µg/L	5		SW-846 8260C	9/1/17	9/2/17 17:37	EEH
4-Chlorotoluene	ND	2.5	µg/L	5		SW-846 8260C	9/1/17	9/2/17 17:37	EEH
1,2-Dibromo-3-chloropropane (DBCP)	ND	10	µg/L	5		SW-846 8260C	9/1/17	9/2/17 17:37	EEH
1,2-Dibromoethane (EDB)	ND	2.5	µg/L	5		SW-846 8260C	9/1/17	9/2/17 17:37	EEH
Dibromomethane	ND	2.5	µg/L	5		SW-846 8260C	9/1/17	9/2/17 17:37	EEH
1,2-Dichlorobenzene	ND	2.5	µg/L	5		SW-846 8260C	9/1/17	9/2/17 17:37	EEH
1,3-Dichlorobenzene	ND	2.5	µg/L	5		SW-846 8260C	9/1/17	9/2/17 17:37	EEH
1,4-Dichlorobenzene	ND	2.5	µg/L	5		SW-846 8260C	9/1/17	9/2/17 17:37	EEH
trans-1,4-Dichloro-2-butene	ND	10	µg/L	5		SW-846 8260C	9/1/17	9/2/17 17:37	EEH
Dichlorodifluoromethane (Freon 12)	ND	2.5	µg/L	5		SW-846 8260C	9/1/17	9/2/17 17:37	EEH
1,1-Dichloroethane	ND	2.5	µg/L	5		SW-846 8260C	9/1/17	9/2/17 17:37	EEH
1,2-Dichloroethane	ND	10	µg/L	5		SW-846 8260C	9/1/17	9/2/17 17:37	EEH
1,1-Dichloroethylene	ND	2.5	µg/L	5		SW-846 8260C	9/1/17	9/2/17 17:37	EEH
cis-1,2-Dichloroethylene	ND	2.5	µg/L	5		SW-846 8260C	9/1/17	9/2/17 17:37	EEH
trans-1,2-Dichloroethylene	ND	5.0	µg/L	5		SW-846 8260C	9/1/17	9/2/17 17:37	EEH
1,2-Dichloropropane	ND	2.5	µg/L	5		SW-846 8260C	9/1/17	9/2/17 17:37	EEH
1,3-Dichloropropane	ND	2.5	µg/L	5		SW-846 8260C	9/1/17	9/2/17 17:37	EEH
2,2-Dichloropropane	ND	2.5	µg/L	5		SW-846 8260C	9/1/17	9/2/17 17:37	EEH
1,1-Dichloropropene	ND	2.5	µg/L	5		SW-846 8260C	9/1/17	9/2/17 17:37	EEH
cis-1,3-Dichloropropene	ND	2.5	µg/L	5		SW-846 8260C	9/1/17	9/2/17 17:37	EEH
trans-1,3-Dichloropropene	ND	2.5	µg/L	5		SW-846 8260C	9/1/17	9/2/17 17:37	EEH
Ethylbenzene	ND	2.5	µg/L	5		SW-846 8260C	9/1/17	9/2/17 17:37	EEH
Hexachlorobutadiene	ND	3.0	µg/L	5		SW-846 8260C	9/1/17	9/2/17 17:37	EEH
2-Hexanone (MBK)	ND	25	µg/L	5		SW-846 8260C	9/1/17	9/2/17 17:37	EEH
Isopropylbenzene (Cumene)	ND	2.5	µg/L	5		SW-846 8260C	9/1/17	9/2/17 17:37	EEH
p-Isopropyltoluene (p-Cymene)	ND	2.5	µg/L	5		SW-846 8260C	9/1/17	9/2/17 17:37	EEH

con-test® ANALYTICAL LABORATORY
39 Spruce Street * East Longmeadow, MA 01028 * FAX 413/525-6405 * TEL. 413/525-2332

Project Location: Greenwich High School | Sample Description: | Work Order: 17H1571

Date Received: 8/30/2017

Field Sample #: GHS-WasteClass-082917-1 | Sampled: 8/29/2017 12:12

Sample ID: 17H1571-12

Sample Matrix: Ground Water

Sample Flags: DL-01

Volatile Organic Compounds by GC/MS

Analyte	Results	RL	Units	Dilution	Flag/Qual	Method	Date Prepared	Date/Time Analyzed	Analyst
Methyl tert-Butyl Ether (MTBE)	ND	2.5	µg/L	5		SW-846 8260C	9/1/17	9/2/17 17:37	EEH
Methylene Chloride	ND	25	µg/L	5		SW-846 8260C	9/1/17	9/2/17 17:37	EEH
4-Methyl-2-pentanone (MIBK)	ND	25	µg/L	5		SW-846 8260C	9/1/17	9/2/17 17:37	EEH
Naphthalene	ND	10	µg/L	5		SW-846 8260C	9/1/17	9/2/17 17:37	EEH
n-Propylbenzene	ND	5.0	µg/L	5		SW-846 8260C	9/1/17	9/2/17 17:37	EEH
Styrene	ND	5.0	µg/L	5		SW-846 8260C	9/1/17	9/2/17 17:37	EEH
1,1,1,2-Tetrachloroethane	ND	2.5	µg/L	5		SW-846 8260C	9/1/17	9/2/17 17:37	EEH
1,1,2,2-Tetrachloroethane	ND	2.5	µg/L	5		SW-846 8260C	9/1/17	9/2/17 17:37	EEH
Tetrachloroethylene	ND	5.0	µg/L	5		SW-846 8260C	9/1/17	9/2/17 17:37	EEH
Tetrahydrofuran	ND	50	µg/L	5		SW-846 8260C	9/1/17	9/2/17 17:37	EEH
Toluene	ND	5.0	µg/L	5		SW-846 8260C	9/1/17	9/2/17 17:37	EEH
1,2,3-Trichlorobenzene	ND	5.0	µg/L	5		SW-846 8260C	9/1/17	9/2/17 17:37	EEH
1,2,4-Trichlorobenzene	ND	5.0	µg/L	5		SW-846 8260C	9/1/17	9/2/17 17:37	EEH
1,1,1-Trichloroethane	ND	2.5	µg/L	5		SW-846 8260C	9/1/17	9/2/17 17:37	EEH
1,1,2-Trichloroethane	ND	2.5	µg/L	5		SW-846 8260C	9/1/17	9/2/17 17:37	EEH
Trichloroethylene	ND	5.0	µg/L	5		SW-846 8260C	9/1/17	9/2/17 17:37	EEH
Trichlorofluoromethane (Freon 11)	ND	10	µg/L	5		SW-846 8260C	9/1/17	9/2/17 17:37	EEH
1,2,3-Trichloropropane	ND	2.5	µg/L	5		SW-846 8260C	9/1/17	9/2/17 17:37	EEH
1,1,2-Trichloro-1,2,2-trifluoroethane (Freon 113)	ND	2.5	µg/L	5		SW-846 8260C	9/1/17	9/2/17 17:37	EEH
1,2,4-Trimethylbenzene	ND	2.5	µg/L	5		SW-846 8260C	9/1/17	9/2/17 17:37	EEH
1,3,5-Trimethylbenzene	ND	2.5	µg/L	5		SW-846 8260C	9/1/17	9/2/17 17:37	EEH
Vinyl Chloride	ND	5.0	µg/L	5		SW-846 8260C	9/1/17	9/2/17 17:37	EEH
m+p Xylene	ND	10	µg/L	5		SW-846 8260C	9/1/17	9/2/17 17:37	EEH
o-Xylene	ND	5.0	µg/L	5		SW-846 8260C	9/1/17	9/2/17 17:37	EEH

Surrogates	% Recovery	Recovery Limits	Flag/Qual	
1,2-Dichloroethane-d4	107	70-130		9/2/17 17:37
Toluene-d8	101	70-130		9/2/17 17:37
4-Bromofluorobenzene	96.4	70-130		9/2/17 17:37

con-test® ANALYTICAL LABORATORY
39 Spruce Street * East Longmeadow, MA 01028 * FAX 413/525-6405 * TEL. 413/525-2332

Project Location: Greenwich High School | Sample Description: | Work Order: 17H1571

Date Received: 8/30/2017

Field Sample #: GHS-WasteClass-082917-1 | Sampled: 8/29/2017 12:12

Sample ID: 17H1571-12

Sample Matrix: Ground Water

Semivolatile Organic Compounds by GC/MS

Analyte	Results	RL	Units	Dilution	Flag/Qual	Method	Date Prepared	Date/Time Analyzed	Analyst
Acenaphthene (SIM)	ND	0.31	µg/L	1		SW-846 8270D	9/2/17	9/7/17 13:07	CJM
Acenaphthylene (SIM)	ND	0.31	µg/L	1		SW-846 8270D	9/2/17	9/7/17 13:07	CJM
Aniline	ND	5.1	µg/L	1		SW-846 8270D	9/2/17	9/6/17 16:29	BGL
Anthracene (SIM)	ND	0.20	µg/L	1		SW-846 8270D	9/2/17	9/7/17 13:07	CJM
Benzo(a)anthracene (SIM)	ND	0.051	µg/L	1		SW-846 8270D	9/2/17	9/7/17 13:07	CJM
Benzo(a)pyrene (SIM)	ND	0.10	µg/L	1		SW-846 8270D	9/2/17	9/7/17 13:07	CJM
Benzo(b)fluoranthene (SIM)	ND	0.051	µg/L	1		SW-846 8270D	9/2/17	9/7/17 13:07	CJM
Benzo(g,h,i)perylene (SIM)	ND	0.51	µg/L	1		SW-846 8270D	9/2/17	9/7/17 13:07	CJM
Benzo(k)fluoranthene (SIM)	ND	0.20	µg/L	1		SW-846 8270D	9/2/17	9/7/17 13:07	CJM
Bis(2-chloroethoxy)methane	ND	10	µg/L	1		SW-846 8270D	9/2/17	9/6/17 16:29	BGL
Bis(2-chloroethyl)ether	ND	10	µg/L	1		SW-846 8270D	9/2/17	9/6/17 16:29	BGL
Bis(2-chloroisopropyl)ether	ND	10	µg/L	1	V-05	SW-846 8270D	9/2/17	9/6/17 16:29	BGL
Bis(2-Ethylhexyl)phthalate	ND	5.1	µg/L	1	RL-03	SW-846 8270D	9/2/17	9/6/17 16:29	BGL
4-Bromophenylphenylether	ND	10	µg/L	1		SW-846 8270D	9/2/17	9/6/17 16:29	BGL
Butylbenzylphthalate	ND	10	µg/L	1		SW-846 8270D	9/2/17	9/6/17 16:29	BGL
Carbazole	ND	10	µg/L	1		SW-846 8270D	9/2/17	9/6/17 16:29	BGL
4-Chloroaniline	ND	10	µg/L	1		SW-846 8270D	9/2/17	9/6/17 16:29	BGL
4-Chloro-3-methylphenol	ND	10	µg/L	1		SW-846 8270D	9/2/17	9/6/17 16:29	BGL
2-Chloronaphthalene	ND	10	µg/L	1		SW-846 8270D	9/2/17	9/6/17 16:29	BGL
2-Chlorophenol	ND	10	µg/L	1		SW-846 8270D	9/2/17	9/6/17 16:29	BGL
4-Chlorophenylphenylether	ND	10	µg/L	1		SW-846 8270D	9/2/17	9/6/17 16:29	BGL
Chrysene (SIM)	ND	0.20	µg/L	1		SW-846 8270D	9/2/17	9/7/17 13:07	CJM
Dibenz(a,h)anthracene (SIM)	ND	0.20	µg/L	1		SW-846 8270D	9/2/17	9/7/17 13:07	CJM
Dibenzofuran	ND	5.1	µg/L	1		SW-846 8270D	9/2/17	9/6/17 16:29	BGL
Di-n-butylphthalate	ND	10	µg/L	1		SW-846 8270D	9/2/17	9/6/17 16:29	BGL
3,3-Dichlorobenzidine	ND	10	µg/L	1		SW-846 8270D	9/2/17	9/6/17 16:29	BGL
2,4-Dichlorophenol	ND	10	µg/L	1		SW-846 8270D	9/2/17	9/6/17 16:29	BGL
Diethylphthalate	ND	10	µg/L	1		SW-846 8270D	9/2/17	9/6/17 16:29	BGL
2,4-Dimethylphenol	ND	10	µg/L	1		SW-846 8270D	9/2/17	9/6/17 16:29	BGL
Dimethylphthalate	ND	10	µg/L	1		SW-846 8270D	9/2/17	9/6/17 16:29	BGL
4,6-Dinitro-2-methylphenol	ND	10	µg/L	1		SW-846 8270D	9/2/17	9/6/17 16:29	BGL
2,4-Dinitrophenol	ND	10	µg/L	1	V-05	SW-846 8270D	9/2/17	9/6/17 16:29	BGL
2,4-Dinitrotoluene	ND	10	µg/L	1		SW-846 8270D	9/2/17	9/6/17 16:29	BGL
2,6-Dinitrotoluene	ND	10	µg/L	1		SW-846 8270D	9/2/17	9/6/17 16:29	BGL
Di-n-octylphthalate	ND	10	µg/L	1		SW-846 8270D	9/2/17	9/6/17 16:29	BGL
Fluoranthene (SIM)	ND	0.51	µg/L	1		SW-846 8270D	9/2/17	9/7/17 13:07	CJM
Fluorene (SIM)	ND	1.0	µg/L	1		SW-846 8270D	9/2/17	9/7/17 13:07	CJM
Hexachlorobenzene	ND	5.1	µg/L	1	RL-03	SW-846 8270D	9/2/17	9/6/17 16:29	BGL
Hexachlorobutadiene	ND	10	µg/L	1		SW-846 8270D	9/2/17	9/6/17 16:29	BGL
Hexachlorocyclopentadiene	ND	10	µg/L	1	V-05	SW-846 8270D	9/2/17	9/6/17 16:29	BGL
Hexachloroethane	ND	2.0	µg/L	1		SW-846 8270D	9/2/17	9/6/17 16:29	BGL
Indeno(1,2,3-cd)pyrene (SIM)	ND	0.20	µg/L	1		SW-846 8270D	9/2/17	9/7/17 13:07	CJM
Isophorone	ND	10	µg/L	1		SW-846 8270D	9/2/17	9/6/17 16:29	BGL
2-Methylnaphthalene (SIM)	ND	1.0	µg/L	1		SW-846 8270D	9/2/17	9/7/17 13:07	CJM

con-test® ANALYTICAL LABORATORY
39 Spruce Street * East Longmeadow, MA 01028 * FAX 413/525-6405 * TEL. 413/525-2332

Project Location: Greenwich High School | Sample Description: | Work Order: 17H1571

Date Received: 8/30/2017

Field Sample #: GHS-WasteClass-082917-1 | Sampled: 8/29/2017 12:12

Sample ID: 17H1571-12

Sample Matrix: Ground Water

Semivolatile Organic Compounds by GC/MS

Analyte	Results	RL	Units	Dilution	Flag/Qual	Method	Date Prepared	Date/Time Analyzed	Analyst
2-Methylphenol	ND	10	µg/L	1		SW-846 8270D	9/2/17	9/6/17 16:29	BGL
3/4-Methylphenol	ND	10	µg/L	1		SW-846 8270D	9/2/17	9/6/17 16:29	BGL
Naphthalene (SIM)	ND	1.0	µg/L	1		SW-846 8270D	9/2/17	9/7/17 13:07	CJM
2-Nitroaniline	ND	10	µg/L	1		SW-846 8270D	9/2/17	9/6/17 16:29	BGL
3-Nitroaniline	ND	10	µg/L	1		SW-846 8270D	9/2/17	9/6/17 16:29	BGL
4-Nitroaniline	ND	10	µg/L	1		SW-846 8270D	9/2/17	9/6/17 16:29	BGL
Nitrobenzene	ND	10	µg/L	1		SW-846 8270D	9/2/17	9/6/17 16:29	BGL
2-Nitrophenol	ND	10	µg/L	1		SW-846 8270D	9/2/17	9/6/17 16:29	BGL
4-Nitrophenol	ND	10	µg/L	1	V-05	SW-846 8270D	9/2/17	9/6/17 16:29	BGL
N-Nitrosodiphenylamine	ND	10	µg/L	1		SW-846 8270D	9/2/17	9/6/17 16:29	BGL
N-Nitrosodi-n-propylamine	ND	10	µg/L	1		SW-846 8270D	9/2/17	9/6/17 16:29	BGL
Pentachloronitrobenzene	ND	10	µg/L	1	V-16	SW-846 8270D	9/2/17	9/6/17 16:29	BGL
Pentachlorophenol	ND	5.1	µg/L	1	RL-03	SW-846 8270D	9/2/17	9/6/17 16:29	BGL
Phenanthrene (SIM)	ND	0.051	µg/L	1		SW-846 8270D	9/2/17	9/7/17 13:07	CJM
Phenol	ND	10	µg/L	1		SW-846 8270D	9/2/17	9/6/17 16:29	BGL
Pyrene (SIM)	ND	1.0	µg/L	1		SW-846 8270D	9/2/17	9/7/17 13:07	CJM
Pyridine	ND	5.1	µg/L	1		SW-846 8270D	9/2/17	9/6/17 16:29	BGL
1,2,4,5-Tetrachlorobenzene	ND	10	µg/L	1		SW-846 8270D	9/2/17	9/6/17 16:29	BGL
1,2,4-Trichlorobenzene	ND	5.1	µg/L	1		SW-846 8270D	9/2/17	9/6/17 16:29	BGL
2,4,5-Trichlorophenol	ND	10	µg/L	1		SW-846 8270D	9/2/17	9/6/17 16:29	BGL
2,4,6-Trichlorophenol	ND	10	µg/L	1		SW-846 8270D	9/2/17	9/6/17 16:29	BGL

Surrogates	% Recovery	Recovery Limits	Flag/Qual	
2-Fluorophenol	54.9	15-110		9/6/17 16:29
Phenol-d6	28.6	15-110		9/6/17 16:29
Nitrobenzene-d5	82.0	30-130		9/7/17 13:07
Nitrobenzene-d5	92.6	30-130		9/6/17 16:29
2-Fluorobiphenyl	78.1	30-130		9/6/17 16:29
2-Fluorobiphenyl	78.2	30-130		9/7/17 13:07
2,4,6-Tribromophenol	85.9	15-110		9/6/17 16:29
p-Terphenyl-d14	66.6	30-130		9/7/17 13:07
p-Terphenyl-d14	106	30-130		9/6/17 16:29

con-test® ANALYTICAL LABORATORY
39 Spruce Street * East Longmeadow, MA 01028 * FAX 413/525-6405 * TEL. 413/525-2332

Project Location: Greenwich High School | Sample Description: | Work Order: 17H1571

Date Received: 8/30/2017

Field Sample #: GHS-WasteClass-082917-1 | Sampled: 8/29/2017 12:12

Sample ID: 17H1571-12

Sample Matrix: Ground Water

Organochloride Pesticides by GC/ECD

Analyte	Results	RL	Units	Dilution	Flag/Qual	Method	Date Prepared	Date/Time Analyzed	Analyst
Alachlor [1]	ND	0.20	µg/L	1		SW-846 8081B	9/5/17	9/9/17 8:36	JMB
Aldrin [1]	ND	0.050	µg/L	1		SW-846 8081B	9/5/17	9/9/17 8:36	JMB
alpha-BHC [1]	ND	0.050	µg/L	1		SW-846 8081B	9/5/17	9/9/17 8:36	JMB
beta-BHC [1]	ND	0.050	µg/L	1		SW-846 8081B	9/5/17	9/9/17 8:36	JMB
delta-BHC [1]	ND	0.050	µg/L	1		SW-846 8081B	9/5/17	9/9/17 8:36	JMB
gamma-BHC (Lindane) [1]	ND	0.030	µg/L	1		SW-846 8081B	9/5/17	9/9/17 8:36	JMB
Chlordane [1]	ND	0.20	µg/L	1		SW-846 8081B	9/5/17	9/9/17 8:36	JMB
4,4'-DDD [1]	ND	0.040	µg/L	1		SW-846 8081B	9/5/17	9/9/17 8:36	JMB
4,4'-DDE [1]	ND	0.040	µg/L	1		SW-846 8081B	9/5/17	9/9/17 8:36	JMB
4,4'-DDT [1]	ND	0.040	µg/L	1		SW-846 8081B	9/5/17	9/9/17 8:36	JMB
Dieldrin [1]	ND	0.0020	µg/L	1		SW-846 8081B	9/5/17	9/9/17 8:36	JMB
Endosulfan I [1]	ND	0.050	µg/L	1		SW-846 8081B	9/5/17	9/9/17 8:36	JMB
Endosulfan II [1]	ND	0.080	µg/L	1		SW-846 8081B	9/5/17	9/9/17 8:36	JMB
Endosulfan sulfate [1]	ND	0.080	µg/L	1		SW-846 8081B	9/5/17	9/9/17 8:36	JMB
Endrin [1]	ND	0.080	µg/L	1		SW-846 8081B	9/5/17	9/9/17 8:36	JMB
Endrin aldehyde [1]	ND	0.080	µg/L	1		SW-846 8081B	9/5/17	9/9/17 8:36	JMB
Endrin ketone [1]	ND	0.080	µg/L	1		SW-846 8081B	9/5/17	9/9/17 8:36	JMB
Heptachlor [1]	ND	0.050	µg/L	1		SW-846 8081B	9/5/17	9/9/17 8:36	JMB
Heptachlor epoxide [1]	ND	0.050	µg/L	1		SW-846 8081B	9/5/17	9/9/17 8:36	JMB
Hexachlorobenzene [1]	ND	0.050	µg/L	1		SW-846 8081B	9/5/17	9/9/17 8:36	JMB
Methoxychlor [1]	ND	0.50	µg/L	1		SW-846 8081B	9/5/17	9/9/17 8:36	JMB
Toxaphene [1]	ND	1.0	µg/L	1	V-20	SW-846 8081B	9/5/17	9/9/17 8:36	JMB

Surrogates	% Recovery	Recovery Limits	Flag/Qual	
Decachlorobiphenyl [1]	85.7	30-150		9/9/17 8:36
Decachlorobiphenyl [2]	79.0	30-150		9/9/17 8:36
Tetrachloro-m-xylene [1]	88.2	30-150		9/9/17 8:36
Tetrachloro-m-xylene [2]	74.4	30-150		9/9/17 8:36

con-test® ANALYTICAL LABORATORY
39 Spruce Street * East Longmeadow, MA 01028 * FAX 413/525-6405 * TEL. 413/525-2332

Project Location: Greenwich High School | Sample Description: | Work Order: 17H1571

Date Received: 8/30/2017

Field Sample #: GHS-WasteClass-082917-1 | Sampled: 8/29/2017 12:12

Sample ID: 17H1571-12

Sample Matrix: Ground Water

Polychlorinated Biphenyls By GC/ECD

Analyte	Results	RL	Units	Dilution	Flag/Qual	Method	Date Prepared	Date/Time Analyzed	Analyst
Aroclor-1016 [1]	ND	0.20	µg/L	1		SW-846 8082A	9/5/17	9/8/17 21:55	PJG
Aroclor-1221 [1]	ND	0.20	µg/L	1		SW-846 8082A	9/5/17	9/8/17 21:55	PJG
Aroclor-1232 [1]	ND	0.20	µg/L	1		SW-846 8082A	9/5/17	9/8/17 21:55	PJG
Aroclor-1242 [2]	0.24	0.20	µg/L	1		SW-846 8082A	9/5/17	9/8/17 21:55	PJG
Aroclor-1248 [1]	ND	0.20	µg/L	1		SW-846 8082A	9/5/17	9/8/17 21:55	PJG
Aroclor-1254 [1]	ND	0.20	µg/L	1		SW-846 8082A	9/5/17	9/8/17 21:55	PJG
Aroclor-1260 [1]	ND	0.20	µg/L	1		SW-846 8082A	9/5/17	9/8/17 21:55	PJG
Aroclor-1262 [1]	ND	0.20	µg/L	1		SW-846 8082A	9/5/17	9/8/17 21:55	PJG
Aroclor-1268 [1]	ND	0.20	µg/L	1		SW-846 8082A	9/5/17	9/8/17 21:55	PJG

Surrogates	% Recovery	Recovery Limits	Flag/Qual	
Decachlorobiphenyl [1]	91.3	30-150		9/8/17 21:55
Decachlorobiphenyl [2]	102	30-150		9/8/17 21:55
Tetrachloro-m-xylene [1]	79.8	30-150		9/8/17 21:55
Tetrachloro-m-xylene [2]	86.1	30-150		9/8/17 21:55

con-test® ANALYTICAL LABORATORY
39 Spruce Street * East Longmeadow, MA 01028 * FAX 413/525-6405 * TEL. 413/525-2332

Project Location: Greenwich High School | Sample Description: | Work Order: 17H1571

Date Received: 8/30/2017

Field Sample #: GHS-WasteClass-082917-1 | Sampled: 8/29/2017 12:12

Sample ID: 17H1571-12

Sample Matrix: Ground Water

Herbicides by GC/ECD

Analyte	Results	RL	Units	Dilution	Flag/Qual	Method	Date Prepared	Date/Time Analyzed	Analyst
2,4-D [1]	ND	0.52	µg/L	1		SW-846 8151A	9/5/17	9/9/17 19:20	JMB
2,4,5-TP (Silvex) [1]	ND	0.052	µg/L	1		SW-846 8151A	9/5/17	9/9/17 19:20	JMB
2,4,5-T [1]	ND	0.10	µg/L	1		SW-846 8151A	9/5/17	9/9/17 19:20	JMB
Dalalpon [1]	ND	1.3	µg/L	1		SW-846 8151A	9/5/17	9/9/17 19:20	JMB
Dicamba [1]	ND	0.052	µg/L	1		SW-846 8151A	9/5/17	9/9/17 19:20	JMB

Surrogates	% Recovery	Recovery Limits	Flag/Qual				
2,4-Dichlorophenylacetic acid [1]	51.8	30-150				9/9/17 19:20	
2,4-Dichlorophenylacetic acid [2]	49.5	30-150				9/9/17 19:20	

39 Spruce Street * East Longmeadow, MA 01028 * FAX 413/525-6405 * TEL. 413/525-2332

Project Location: Greenwich High School | Sample Description: | Work Order: 17H1571

Date Received: 8/30/2017

Field Sample #: GHS-WasteClass-082917-1 | Sampled: 8/29/2017 12:12

Sample ID: 17H1571-12

Sample Matrix: Ground Water

Petroleum Hydrocarbons Analyses

Analyte	Results	RL	Units	Dilution	Flag/Qual	Method	Date Prepared	Date/Time Analyzed	Analyst
CT ETPH	4.9	0.38	mg/L	5		CTDEP ETPH	9/5/17	9/7/17 15:40	SCS

Surrogates	% Recovery	Recovery Limits	Flag/Qual				
o-Terphenyl	85.0	50-150					9/7/17 15:40

con-test® ANALYTICAL LABORATORY
39 Spruce Street * East Longmeadow, MA 01028 * FAX 413/525-6405 * TEL. 413/525-2332

Project Location: Greenwich High School | Sample Description: | Work Order: 17H1571

Date Received: 8/30/2017

Field Sample #: GHS-WasteClass-082917-1 | Sampled: 8/29/2017 12:12

Sample ID: 17H1571-12

Sample Matrix: Ground Water

Metals Analyses (Total)

Analyte	Results	RL	Units	Dilution	Flag/Qual	Method	Date Prepared	Date/Time Analyzed	Analyst
Arsenic	ND	2.0	µg/L	5		SW-846 6020A-B	9/6/17	9/7/17 21:59	WSD
Barium	100	50	µg/L	5		SW-846 6020A-B	9/6/17	9/7/17 21:59	WSD
Cadmium	ND	2.5	µg/L	5		SW-846 6020A-B	9/6/17	9/7/17 21:59	WSD
Chromium	ND	5.0	µg/L	5		SW-846 6020A-B	9/6/17	9/7/17 21:59	WSD
Lead	ND	5.0	µg/L	5		SW-846 6020A-B	9/6/17	9/7/17 21:59	WSD
Mercury	ND	0.00010	mg/L	1		SW-846 7470A	8/31/17	9/1/17 9:07	TJK
Selenium	ND	25	µg/L	5		SW-846 6020A-B	9/6/17	9/7/17 21:59	WSD
Silver	ND	2.5	µg/L	5		SW-846 6020A-B	9/6/17	9/7/17 21:59	WSD

con-test® ANALYTICAL LABORATORY
39 Spruce Street * East Longmeadow, MA 01028 * FAX 413/525-6405 * TEL. 413/525-2332

Project Location: Greenwich High School | Sample Description: | Work Order: 17H1571

Date Received: 8/30/2017

Field Sample #: GHS-WasteClass-082917-1 | Sampled: 8/29/2017 12:12

Sample ID: 17H1571-12

Sample Matrix: Ground Water

Conventional Chemistry Parameters by EPA/APHA/SW-846 Methods (Total)

Analyte	Results	RL	Units	Dilution	Flag/Qual	Method	Date Prepared	Date/Time Analyzed	Analyst
Flashpoint	> 212 °F		°F	1		SW-846 1010A	9/5/17	9/5/17 9:13	MMH
pH @17.2°C	9.2		pH Units	1	H-05	SM21-22 4500 H B	8/31/17	8/31/17 8:35	LL
Reactive Cyanide	ND	4.0	mg/Kg	1		SW-846 9014	9/5/17	9/6/17 22:35	DJM
Reactive Sulfide	ND	20	mg/Kg	1		SW-846 9030A	9/5/17	9/6/17 21:35	DJM

con-test® ANALYTICAL LABORATORY
39 Spruce Street * East Longmeadow, MA 01028 * FAX 413/525-6405 * TEL. 413/525-2332

Project Location: Greenwich High School | Sample Description: | Work Order: 17H1571

Date Received: 8/30/2017

Field Sample #: GHS-WasteClass-082917-1 | Sampled: 8/29/2017 12:12

Sample ID: 17H1571-12

Sample Matrix: Ground Water

TCLP - Metals Analyses

Analyte	Results	RL	Units	Dilution	Flag/Qual	Method	Date Prepared	Date/Time Analyzed	Analyst
Arsenic	ND	0.010	mg/L	1		SW-846 6010C-D	9/1/17	9/5/17 17:41	QNW
Mercury	ND	0.00010	mg/L	1		SW-846 7470A	9/5/17	9/6/17 9:29	TJK
Barium	ND	0.050	mg/L	1		SW-846 6010C-D	9/1/17	9/5/17 17:41	QNW
Cadmium	ND	0.0040	mg/L	1		SW-846 6010C-D	9/1/17	9/5/17 17:41	QNW
Chromium	ND	0.010	mg/L	1		SW-846 6010C-D	9/1/17	9/5/17 17:41	QNW
Lead	ND	0.010	mg/L	1		SW-846 6010C-D	9/1/17	9/5/17 17:41	QNW
Selenium	ND	0.050	mg/L	1		SW-846 6010C-D	9/1/17	9/5/17 17:41	QNW
Silver	ND	0.0050	mg/L	1		SW-846 6010C-D	9/1/17	9/5/17 17:41	QNW

con-test® ANALYTICAL LABORATORY
39 Spruce Street * East Longmeadow, MA 01028 * FAX 413/525-6405 * TEL. 413/525-2332

Sample Extraction Data

Prep Method: SW-846 3510C-CTDEP ETPH

Lab Number [Field ID]	Batch	Initial [mL]	Final [mL]	Date
17H1571-12 [GHS-WasteClass-082917-1]	B185471	1000	1.00	09/05/17

Prep Method: SW-846 3510C-EPA 680 Modified

Lab Number [Field ID]	Batch	Initial [mL]	Final [mL]	Date
17H1571-01 [MW-Y9-D-082417-1]	B185271	1000	1.00	08/31/17
17H1571-02 [MW-Y9-082417-1]	B185271	1000	1.00	08/31/17
17H1571-03 [MW-AA12-D-082417-1]	B185271	1000	1.00	08/31/17
17H1571-04 [MW-AA12-082417-1]	B185271	1000	1.00	08/31/17
17H1571-05 [MW-AJ13-082917-1]	B185271	1000	1.00	08/31/17
17H1571-06 [MW-AJ13D-082917-1]	B185271	1000	1.00	08/31/17
17H1571-07 [MW-AL10-082917-1]	B185271	1000	1.00	08/31/17
17H1571-08 [MW-AM16-082917-1]	B185271	1000	1.00	08/31/17
17H1571-09 [MW-AM16-D-082917-1]	B185271	1000	1.00	08/31/17
17H1571-10 [MW-Y15-082917-1]	B185271	1000	1.00	08/31/17
17H1571-11 [MW-Y15-D-082917-1]	B185271	1000	1.00	08/31/17

SM21-22 4500 H B

Lab Number [Field ID]	Batch	Initial [mL]	Date
17H1571-12 [GHS-WasteClass-082917-1]	B185284	50.0	08/31/17

SW-846 1010A

Lab Number [Field ID]	Batch	Initial [mL]	Final [mL]	Date
17H1571-12 [GHS-WasteClass-082917-1]	B185482	50.0	50.0	09/05/17

Prep Method: SW-846 3010A-SW-846 6010C-D **Leachates were extracted on 9/1/2017 per SW-846 1311 in Batch B185428**

Lab Number [Field ID]	Batch	Initial [mL]	Final [mL]	Date
17H1571-12 [GHS-WasteClass-082917-1]	B185432	50.0	50.0	09/01/17

Prep Method: SW-846 3005A-SW-846 6020A-B

Lab Number [Field ID]	Batch	Initial [mL]	Final [mL]	Date
17H1571-12 [GHS-WasteClass-082917-1]	B185584	50.0	50.0	09/06/17

Prep Method: SW-846 7470A Prep-SW-846 7470A

Lab Number [Field ID]	Batch	Initial [mL]	Final [mL]	Date
17H1571-12 [GHS-WasteClass-082917-1]	B185339	6.00	6.00	08/31/17

Prep Method: SW-846 7470A Prep-SW-846 7470A **Leachates were extracted on 9/1/2017 per SW-846 1311 in Batch B185428**

Lab Number [Field ID]	Batch	Initial [mL]	Final [mL]	Date
17H1571-12 [GHS-WasteClass-082917-1]	B185477	6.00	6.00	09/05/17

con-test® ANALYTICAL LABORATORY
39 Spruce Street * East Longmeadow, MA 01028 * FAX 413/525-6405 * TEL. 413/525-2332

Sample Extraction Data

Prep Method: SW-846 3510C-SW-846 8081B

Lab Number [Field ID]	Batch	Initial [mL]	Final [mL]	Date
17H1571-12 [GHS-WasteClass-082917-1]	B185468	1000	10.0	09/05/17

Prep Method: SW-846 3510C-SW-846 8082A

Lab Number [Field ID]	Batch	Initial [mL]	Final [mL]	Date
17H1571-12 [GHS-WasteClass-082917-1]	B185467	1000	10.0	09/05/17

Prep Method: SW-846 3510C-SW-846 8151A

Lab Number [Field ID]	Batch	Initial [mL]	Final [mL]	Date
17H1571-12 [GHS-WasteClass-082917-1]	B185463	970	5.00	09/05/17

Prep Method: SW-846 5030B-SW-846 8260C

Lab Number [Field ID]	Batch	Initial [mL]	Final [mL]	Date
17H1571-12 [GHS-WasteClass-082917-1]	B185387	1	5.00	09/01/17

Prep Method: SW-846 3510C-SW-846 8270D

Lab Number [Field ID]	Batch	Initial [mL]	Final [mL]	Date
17H1571-12 [GHS-WasteClass-082917-1]	B185447	980	1.00	09/02/17

SW-846 9014

Lab Number [Field ID]	Batch	Initial [g]	Final [mL]	Date
17H1571-12 [GHS-WasteClass-082917-1]	B185545	25.2	250	09/05/17

SW-846 9030A

Lab Number [Field ID]	Batch	Initial [g]	Final [mL]	Date
17H1571-12 [GHS-WasteClass-082917-1]	B185546	25.2	250	09/05/17

con-test® ANALYTICAL LABORATORY
39 Spruce Street * East Longmeadow, MA 01028 * FAX 413/525-6405 * TEL. 413/525-2332

QUALITY CONTROL

PCB Homologues by GC/MS Water - Quality Control

Analyte	Result	Reporting Limit	Units	Spike Level	Source Result	%REC	%REC Limits	RPD	RPD Limit	Notes
Batch B185271 - SW-846 3510C										
Blank (B185271-BLK1)				Prepared: 08/31/17 Analyzed: 09/07/17						
Monochlorobiphenyls	ND	0.0010	µg/L							
Dichlorobiphenyls	ND	0.0010	µg/L							
Trichlorobiphenyls	ND	0.0010	µg/L							
Tetrachlorobiphenyls	ND	0.0020	µg/L							
Pentachlorobiphenyls	ND	0.0020	µg/L							
Hexachlorobiphenyls	ND	0.0020	µg/L							
Heptachlorobiphenyls	ND	0.0030	µg/L							
Octachlorobiphenyls	ND	0.0030	µg/L							
Nonachlorobiphenyls	ND	0.0050	µg/L							
Decachlorobiphenyl	ND	0.0050	µg/L							
Total Polychlorinated biphenyls	0.0		µg/L							
Surrogate: Tetrachloro-m-xylene	*0.152*		µg/L	0.200		76.1	50-125			
LCS (B185271-BS1)				Prepared: 08/31/17 Analyzed: 09/07/17						
Monochlorobiphenyls	0.17	0.0010	µg/L	0.200		86.8	40-140			
Dichlorobiphenyls	0.16	0.0010	µg/L	0.200		81.2	40-140			
Trichlorobiphenyls	0.15	0.0010	µg/L	0.200		74.0	40-140			
Tetrachlorobiphenyls	0.31	0.0020	µg/L	0.400		77.1	40-140			
Pentachlorobiphenyls	0.31	0.0020	µg/L	0.400		77.0	40-140			
Hexachlorobiphenyls	0.31	0.0020	µg/L	0.400		76.4	40-140			
Heptachlorobiphenyls	0.45	0.0030	µg/L	0.600		74.7	40-140			
Octachlorobiphenyls	0.43	0.0030	µg/L	0.600		71.0	40-140			
Nonachlorobiphenyls	0.76	0.0050	µg/L	1.00		75.6	40-140			
Decachlorobiphenyl	0.69	0.0050	µg/L	1.00		69.1	40-140			
Surrogate: Tetrachloro-m-xylene	*0.179*		µg/L	0.200		89.3	50-125			
LCS Dup (B185271-BSD1)				Prepared: 08/31/17 Analyzed: 09/07/17						
Monochlorobiphenyls	0.17	0.0010	µg/L	0.200		86.6	40-140	0.153	50	
Dichlorobiphenyls	0.16	0.0010	µg/L	0.200		81.0	40-140	0.245	50	
Trichlorobiphenyls	0.15	0.0010	µg/L	0.200		73.1	40-140	1.16	50	
Tetrachlorobiphenyls	0.31	0.0020	µg/L	0.400		76.6	40-140	0.689	50	
Pentachlorobiphenyls	0.30	0.0020	µg/L	0.400		75.2	40-140	2.36	50	
Hexachlorobiphenyls	0.30	0.0020	µg/L	0.400		76.1	40-140	0.445	50	
Heptachlorobiphenyls	0.44	0.0030	µg/L	0.600		73.5	40-140	1.54	50	
Octachlorobiphenyls	0.42	0.0030	µg/L	0.600		69.4	40-140	2.35	50	
Nonachlorobiphenyls	0.73	0.0050	µg/L	1.00		73.4	40-140	2.99	50	
Decachlorobiphenyl	0.67	0.0050	µg/L	1.00		67.1	40-140	3.04	50	
Surrogate: Tetrachloro-m-xylene	*0.165*		µg/L	0.200		82.5	50-125			

con-test® ANALYTICAL LABORATORY
39 Spruce Street * East Longmeadow, MA 01028 * FAX 413/525-6405 * TEL. 413/525-2332

QUALITY CONTROL

Volatile Organic Compounds by GC/MS - Quality Control

Analyte	Result	Reporting Limit	Units	Spike Level	Source Result	%REC	%REC Limits	RPD	RPD Limit	Notes
Batch B185387 - SW-846 5030B										
Blank (B185387-BLK1)				Prepared: 09/01/17 Analyzed: 09/02/17						
Acetone	ND	10	µg/L							
Acrylonitrile	ND	2.0	µg/L							
Benzene	ND	0.50	µg/L							
Bromobenzene	ND	0.50	µg/L							
Bromodichloromethane	ND	0.50	µg/L							
Bromoform	ND	0.50	µg/L							
Bromomethane	ND	1.0	µg/L							
2-Butanone (MEK)	ND	5.0	µg/L							
n-Butylbenzene	ND	1.0	µg/L							
sec-Butylbenzene	ND	1.0	µg/L							
tert-Butylbenzene	ND	1.0	µg/L							
Carbon Disulfide	ND	5.0	µg/L							
Carbon Tetrachloride	ND	0.50	µg/L							
Chlorobenzene	ND	0.50	µg/L							
Chlorodibromomethane	ND	0.50	µg/L							
Chloroethane	ND	0.50	µg/L							
Chloroform	ND	0.50	µg/L							
Chloromethane	ND	0.60	µg/L							
2-Chlorotoluene	ND	0.50	µg/L							
4-Chlorotoluene	ND	0.50	µg/L							
1,2-Dibromo-3-chloropropane (DBCP)	ND	0.50	µg/L							
1,2-Dibromoethane (EDB)	ND	0.50	µg/L							
Dibromomethane	ND	0.50	µg/L							
1,2-Dichlorobenzene	ND	0.50	µg/L							
1,3-Dichlorobenzene	ND	0.50	µg/L							
1,4-Dichlorobenzene	ND	0.50	µg/L							
trans-1,4-Dichloro-2-butene	ND	2.0	µg/L							
Dichlorodifluoromethane (Freon 12)	ND	0.50	µg/L							
1,1-Dichloroethane	ND	0.50	µg/L							
1,2-Dichloroethane	ND	0.50	µg/L							
1,1-Dichloroethylene	ND	0.50	µg/L							
cis-1,2-Dichloroethylene	ND	0.50	µg/L							
trans-1,2-Dichloroethylene	ND	1.0	µg/L							
1,2-Dichloropropane	ND	0.50	µg/L							
1,3-Dichloropropane	ND	0.50	µg/L							
2,2-Dichloropropane	ND	0.50	µg/L							
1,1-Dichloropropene	ND	0.50	µg/L							
cis-1,3-Dichloropropene	ND	0.50	µg/L							
trans-1,3-Dichloropropene	ND	0.50	µg/L							
Ethylbenzene	ND	0.50	µg/L							
Hexachlorobutadiene	ND	0.60	µg/L							
2-Hexanone (MBK)	ND	5.0	µg/L							
Isopropylbenzene (Cumene)	ND	0.50	µg/L							
p-Isopropyltoluene (p-Cymene)	ND	0.50	µg/L							
Methyl tert-Butyl Ether (MTBE)	ND	0.50	µg/L							
Methylene Chloride	ND	5.0	µg/L							
4-Methyl-2-pentanone (MIBK)	ND	5.0	µg/L							
Naphthalene	ND	2.0	µg/L							
n-Propylbenzene	ND	1.0	µg/L							
Styrene	ND	1.0	µg/L							
1,1,1,2-Tetrachloroethane	ND	0.50	µg/L							
1,1,2,2-Tetrachloroethane	ND	0.50	µg/L							

con-test® ANALYTICAL LABORATORY
39 Spruce Street * East Longmeadow, MA 01028 * FAX 413/525-6405 * TEL. 413/525-2332

QUALITY CONTROL

Volatile Organic Compounds by GC/MS - Quality Control

Analyte	Result	Reporting Limit	Units	Spike Level	Source Result	%REC		%REC Limits	RPD	RPD Limit	Notes
Batch B185387 - SW-846 5030B											
Blank (B185387-BLK1)				Prepared: 09/01/17 Analyzed: 09/02/17							
Tetrachloroethylene	ND	1.0	µg/L								
Tetrahydrofuran	ND	10	µg/L								
Toluene	ND	1.0	µg/L								
1,2,3-Trichlorobenzene	ND	0.50	µg/L								
1,2,4-Trichlorobenzene	ND	0.50	µg/L								
1,1,1-Trichloroethane	ND	0.50	µg/L								
1,1,2-Trichloroethane	ND	0.50	µg/L								
Trichloroethylene	ND	1.0	µg/L								
Trichlorofluoromethane (Freon 11)	ND	2.0	µg/L								
1,2,3-Trichloropropane	ND	0.50	µg/L								
1,1,2-Trichloro-1,2,2-trifluoroethane (Freon 113)	ND	0.50	µg/L								
1,2,4-Trimethylbenzene	ND	0.50	µg/L								
1,3,5-Trimethylbenzene	ND	0.50	µg/L								
Vinyl Chloride	ND	1.0	µg/L								
m+p Xylene	ND	2.0	µg/L								
o-Xylene	ND	1.0	µg/L								
Surrogate: 1,2-Dichloroethane-d4	*26.7*		µg/L	25.0		107		70-130			
Surrogate: Toluene-d8	*25.4*		µg/L	25.0		102		70-130			
Surrogate: 4-Bromofluorobenzene	*23.6*		µg/L	25.0		94.2		70-130			
LCS (B185387-BS1)				Prepared: 09/01/17 Analyzed: 09/02/17							
Acetone	106	10	µg/L	100		106		70-130			
Acrylonitrile	9.83	2.0	µg/L	10.0		98.3		70-130			
Benzene	11.4	0.50	µg/L	10.0		114		70-130			
Bromobenzene	9.88	0.50	µg/L	10.0		98.8		70-130			
Bromodichloromethane	9.89	0.50	µg/L	10.0		98.9		70-130			
Bromoform	9.10	0.50	µg/L	10.0		91.0		70-130			
Bromomethane	10.4	1.0	µg/L	10.0		104		70-130			
2-Butanone (MEK)	114	5.0	µg/L	100		114		70-130			
n-Butylbenzene	10.9	1.0	µg/L	10.0		109		70-130			
sec-Butylbenzene	10.5	1.0	µg/L	10.0		105		70-130			
tert-Butylbenzene	10.8	1.0	µg/L	10.0		108		70-130			
Carbon Disulfide	109	5.0	µg/L	100		109		70-130			
Carbon Tetrachloride	10.0	0.50	µg/L	10.0		100		70-130			
Chlorobenzene	9.70	0.50	µg/L	10.0		97.0		70-130			
Chlorodibromomethane	11.1	0.50	µg/L	10.0		111		70-130			
Chloroethane	10.4	0.50	µg/L	10.0		104		70-130			
Chloroform	10.1	0.50	µg/L	10.0		101		70-130			
Chloromethane	14.4	0.60	µg/L	10.0		**144**	*	70-130			L-01, V-20
2-Chlorotoluene	8.54	0.50	µg/L	10.0		85.4		70-130			
4-Chlorotoluene	9.48	0.50	µg/L	10.0		94.8		70-130			
1,2-Dibromo-3-chloropropane (DBCP)	11.0	0.50	µg/L	10.0		110		70-130			
1,2-Dibromoethane (EDB)	10.6	0.50	µg/L	10.0		106		70-130			
Dibromomethane	10.1	0.50	µg/L	10.0		101		70-130			
1,2-Dichlorobenzene	10.5	0.50	µg/L	10.0		105		70-130			
1,3-Dichlorobenzene	10.1	0.50	µg/L	10.0		101		70-130			
1,4-Dichlorobenzene	9.64	0.50	µg/L	10.0		96.4		70-130			
trans-1,4-Dichloro-2-butene	10.8	2.0	µg/L	10.0		108		70-130			
Dichlorodifluoromethane (Freon 12)	10.2	0.50	µg/L	10.0		102		70-130			
1,1-Dichloroethane	10.4	0.50	µg/L	10.0		104		70-130			
1,2-Dichloroethane	10.6	0.50	µg/L	10.0		106		70-130			
1,1-Dichloroethylene	10.0	0.50	µg/L	10.0		100		70-130			

con-test® ANALYTICAL LABORATORY
39 Spruce Street * East Longmeadow, MA 01028 * FAX 413/525-6405 * TEL. 413/525-2332

QUALITY CONTROL

Volatile Organic Compounds by GC/MS - Quality Control

Analyte	Result	Reporting Limit	Units	Spike Level	Source Result	%REC	%REC Limits	RPD	RPD Limit	Notes
Batch B185387 - SW-846 5030B										
LCS (B185387-BS1)				Prepared: 09/01/17 Analyzed: 09/02/17						
cis-1,2-Dichloroethylene	10.8	0.50	µg/L	10.0		108	70-130			
trans-1,2-Dichloroethylene	10.6	1.0	µg/L	10.0		106	70-130			
1,2-Dichloropropane	9.77	0.50	µg/L	10.0		97.7	70-130			
1,3-Dichloropropane	10.3	0.50	µg/L	10.0		103	70-130			
2,2-Dichloropropane	7.97	0.50	µg/L	10.0		79.7	70-130			
1,1-Dichloropropene	10.8	0.50	µg/L	10.0		108	70-130			
cis-1,3-Dichloropropene	9.34	0.50	µg/L	10.0		93.4	70-130			
trans-1,3-Dichloropropene	8.88	0.50	µg/L	10.0		88.8	70-130			
Ethylbenzene	10.9	0.50	µg/L	10.0		109	70-130			
Hexachlorobutadiene	10.6	0.60	µg/L	10.0		106	70-130			
2-Hexanone (MBK)	119	5.0	µg/L	100		119	70-130			
Isopropylbenzene (Cumene)	9.71	0.50	µg/L	10.0		97.1	70-130			
p-Isopropyltoluene (p-Cymene)	10.7	0.50	µg/L	10.0		107	70-130			
Methyl tert-Butyl Ether (MTBE)	10.5	0.50	µg/L	10.0		105	70-130			
Methylene Chloride	9.84	5.0	µg/L	10.0		98.4	70-130			
4-Methyl-2-pentanone (MIBK)	111	5.0	µg/L	100		111	70-130			
Naphthalene	10.4	2.0	µg/L	10.0		104	70-130			
n-Propylbenzene	9.83	1.0	µg/L	10.0		98.3	70-130			
Styrene	9.51	1.0	µg/L	10.0		95.1	70-130			
1,1,1,2-Tetrachloroethane	9.11	0.50	µg/L	10.0		91.1	70-130			
1,1,2,2-Tetrachloroethane	9.80	0.50	µg/L	10.0		98.0	70-130			
Tetrachloroethylene	10.4	1.0	µg/L	10.0		104	70-130			
Tetrahydrofuran	10.0	10	µg/L	10.0		100	70-130			
Toluene	11.2	1.0	µg/L	10.0		112	70-130			
1,2,3-Trichlorobenzene	9.66	0.50	µg/L	10.0		96.6	70-130			
1,2,4-Trichlorobenzene	9.99	0.50	µg/L	10.0		99.9	70-130			
1,1,1-Trichloroethane	10.1	0.50	µg/L	10.0		101	70-130			
1,1,2-Trichloroethane	10.5	0.50	µg/L	10.0		105	70-130			
Trichloroethylene	10.3	1.0	µg/L	10.0		103	70-130			
Trichlorofluoromethane (Freon 11)	10.1	2.0	µg/L	10.0		101	70-130			
1,2,3-Trichloropropane	9.91	0.50	µg/L	10.0		99.1	70-130			
1,1,2-Trichloro-1,2,2-trifluoroethane (Freon 113)	9.76	0.50	µg/L	10.0		97.6	70-130			
1,2,4-Trimethylbenzene	11.8	0.50	µg/L	10.0		118	70-130			
1,3,5-Trimethylbenzene	9.88	0.50	µg/L	10.0		98.8	70-130			
Vinyl Chloride	8.94	1.0	µg/L	10.0		89.4	70-130			
m+p Xylene	22.0	2.0	µg/L	20.0		110	70-130			
o-Xylene	11.0	1.0	µg/L	10.0		110	70-130			
Surrogate: 1,2-Dichloroethane-d4	*27.0*		µg/L	25.0		108	70-130			
Surrogate: Toluene-d8	*25.4*		µg/L	25.0		102	70-130			
Surrogate: 4-Bromofluorobenzene	*23.9*		µg/L	25.0		95.7	70-130			

con-test® ANALYTICAL LABORATORY
39 Spruce Street * East Longmeadow, MA 01028 * FAX 413/525-6405 * TEL. 413/525-2332

QUALITY CONTROL

Semivolatile Organic Compounds by GC/MS - Quality Control

Analyte	Result	Reporting Limit	Units	Spike Level	Source Result	%REC	%REC Limits	RPD	RPD Limit	Notes
Batch B185447 - SW-846 3510C										
Blank (B185447-BLK1)				Prepared: 09/02/17 Analyzed: 09/06/17						
Acenaphthene (SIM)	ND	0.30	µg/L							
Acenaphthylene (SIM)	ND	0.30	µg/L							
Aniline	ND	5.0	µg/L							
Anthracene (SIM)	ND	0.20	µg/L							
Benzo(a)anthracene (SIM)	ND	0.050	µg/L							
Benzo(a)pyrene (SIM)	ND	0.10	µg/L							
Benzo(b)fluoranthene (SIM)	ND	0.050	µg/L							
Benzo(g,h,i)perylene (SIM)	ND	0.50	µg/L							
Benzo(k)fluoranthene (SIM)	ND	0.20	µg/L							
Bis(2-chloroethoxy)methane	ND	10	µg/L							
Bis(2-chloroethyl)ether	ND	10	µg/L							
Bis(2-chloroisopropyl)ether	ND	10	µg/L							V-05
Bis(2-Ethylhexyl)phthalate	ND	5.0	µg/L							RL-03
4-Bromophenylphenylether	ND	10	µg/L							
Butylbenzylphthalate	ND	10	µg/L							
Carbazole	ND	10	µg/L							
4-Chloroaniline	ND	10	µg/L							
4-Chloro-3-methylphenol	ND	10	µg/L							
2-Chloronaphthalene	ND	10	µg/L							
2-Chlorophenol	ND	10	µg/L							
4-Chlorophenylphenylether	ND	10	µg/L							
Chrysene (SIM)	ND	0.20	µg/L							
Dibenz(a,h)anthracene (SIM)	ND	0.20	µg/L							
Dibenzofuran	ND	5.0	µg/L							
Di-n-butylphthalate	ND	10	µg/L							
3,3-Dichlorobenzidine	ND	10	µg/L							
2,4-Dichlorophenol	ND	10	µg/L							
Diethylphthalate	ND	10	µg/L							
2,4-Dimethylphenol	ND	10	µg/L							
Dimethylphthalate	ND	10	µg/L							
4,6-Dinitro-2-methylphenol	ND	10	µg/L							
2,4-Dinitrophenol	ND	10	µg/L							V-05
2,4-Dinitrotoluene	ND	10	µg/L							
2,6-Dinitrotoluene	ND	10	µg/L							
Di-n-octylphthalate	ND	10	µg/L							
Fluoranthene (SIM)	ND	0.50	µg/L							
Fluorene (SIM)	ND	1.0	µg/L							
Hexachlorobenzene	ND	5.0	µg/L							RL-03
Hexachlorobutadiene	ND	10	µg/L							
Hexachlorocyclopentadiene	ND	10	µg/L							V-05
Hexachloroethane	ND	2.0	µg/L							
Indeno(1,2,3-cd)pyrene (SIM)	ND	0.20	µg/L							
Isophorone	ND	10	µg/L							
2-Methylnaphthalene (SIM)	ND	1.0	µg/L							
2-Methylphenol	ND	10	µg/L							
3/4-Methylphenol	ND	10	µg/L							
Naphthalene (SIM)	ND	1.0	µg/L							
2-Nitroaniline	ND	10	µg/L							
3-Nitroaniline	ND	10	µg/L							
4-Nitroaniline	ND	10	µg/L							
Nitrobenzene	ND	10	µg/L							
2-Nitrophenol	ND	10	µg/L							

con-test® ANALYTICAL LABORATORY
39 Spruce Street * East Longmeadow, MA 01028 * FAX 413/525-6405 * TEL. 413/525-2332

QUALITY CONTROL

Semivolatile Organic Compounds by GC/MS - Quality Control

Analyte	Result	Reporting Limit	Units	Spike Level	Source Result	%REC	%REC Limits	RPD	RPD Limit	Notes	
Batch B185447 - SW-846 3510C											
Blank (B185447-BLK1)				Prepared: 09/02/17 Analyzed: 09/06/17							
4-Nitrophenol	ND	10	µg/L							V-05	
N-Nitrosodiphenylamine	ND	10	µg/L								
N-Nitrosodi-n-propylamine	ND	10	µg/L								
Pentachloronitrobenzene	ND	10	µg/L							V-16	
Pentachlorophenol	ND	5.0	µg/L							RL-03	
Phenanthrene (SIM)	ND	0.050	µg/L								
Phenol	ND	10	µg/L								
Pyrene (SIM)	ND	1.0	µg/L								
Pyridine	ND	5.0	µg/L								
1,2,4,5-Tetrachlorobenzene	ND	10	µg/L								
1,2,4-Trichlorobenzene	ND	5.0	µg/L								
2,4,5-Trichlorophenol	ND	10	µg/L								
2,4,6-Trichlorophenol	ND	10	µg/L								
Surrogate: 2-Fluorophenol	*79.1*		µg/L	200		39.6	15-110				
Surrogate: Phenol-d6	*52.6*		µg/L	200		26.3	15-110				
Surrogate: Nitrobenzene-d5	*82.3*		µg/L	100		82.3	30-130				
Surrogate: Nitrobenzene-d5	*77.8*		µg/L	100		77.8	30-130				
Surrogate: 2-Fluorobiphenyl	*73.6*		µg/L	100		73.6	30-130				
Surrogate: 2-Fluorobiphenyl	*74.4*		µg/L	100		74.4	30-130				
Surrogate: 2,4,6-Tribromophenol	*165*		µg/L	200		82.5	15-110				
Surrogate: p-Terphenyl-d14	*102*		µg/L	100		102	30-130				
Surrogate: p-Terphenyl-d14	*68.8*		µg/L	100		68.8	30-130				
LCS (B185447-BS1)				Prepared: 09/02/17 Analyzed: 09/06/17							
Acenaphthene (SIM)	48.8	7.5	µg/L	50.0		97.7	40-140				
Acenaphthylene (SIM)	47.6	7.5	µg/L	50.0		95.3	40-140				
Aniline	26.4	5.0	µg/L	50.0		52.7	40-140				†
Anthracene (SIM)	51.3	5.0	µg/L	50.0		103	40-140				
Benzo(a)anthracene (SIM)	50.0	1.2	µg/L	50.0		100	40-140				
Benzo(a)pyrene (SIM)	53.6	2.5	µg/L	50.0		107	40-140				
Benzo(b)fluoranthene (SIM)	53.7	1.2	µg/L	50.0		107	40-140				
Benzo(g,h,i)perylene (SIM)	51.6	12	µg/L	50.0		103	40-140				
Benzo(k)fluoranthene (SIM)	52.7	5.0	µg/L	50.0		105	40-140				
Bis(2-chloroethoxy)methane	37.1	10	µg/L	50.0		74.3	40-140				
Bis(2-chloroethyl)ether	39.4	10	µg/L	50.0		78.8	40-140				
Bis(2-chloroisopropyl)ether	34.8	10	µg/L	50.0		69.6	40-140			V-05	
Bis(2-Ethylhexyl)phthalate	45.6	10	µg/L	50.0		91.3	40-140				
4-Bromophenylphenylether	41.7	10	µg/L	50.0		83.4	40-140				
Butylbenzylphthalate	44.0	10	µg/L	50.0		88.0	40-140				
Carbazole	33.4	10	µg/L	50.0		66.8	40-140				
4-Chloroaniline	37.1	10	µg/L	50.0		74.2	40-140				†
4-Chloro-3-methylphenol	41.3	10	µg/L	50.0		82.6	30-130				
2-Chloronaphthalene	30.1	10	µg/L	50.0		60.3	40-140				
2-Chlorophenol	34.9	10	µg/L	50.0		69.7	30-130				
4-Chlorophenylphenylether	38.5	10	µg/L	50.0		77.0	40-140				
Chrysene (SIM)	50.4	5.0	µg/L	50.0		101	40-140				
Dibenz(a,h)anthracene (SIM)	52.5	5.0	µg/L	50.0		105	40-140				
Dibenzofuran	37.4	5.0	µg/L	50.0		74.9	40-140				
Di-n-butylphthalate	41.8	10	µg/L	50.0		83.7	40-140				
3,3-Dichlorobenzidine	39.7	10	µg/L	50.0		79.4	40-140				†
2,4-Dichlorophenol	39.6	10	µg/L	50.0		79.2	30-130				
Diethylphthalate	41.5	10	µg/L	50.0		83.0	40-140				

con-test® ANALYTICAL LABORATORY
39 Spruce Street * East Longmeadow, MA 01028 * FAX 413/525-6405 * TEL. 413/525-2332

QUALITY CONTROL

Semivolatile Organic Compounds by GC/MS - Quality Control

Analyte	Result	Reporting Limit	Units	Spike Level	Source Result	%REC	%REC Limits	RPD	RPD Limit	Notes	
Batch B185447 - SW-846 3510C											
LCS (B185447-BS1)				Prepared: 09/02/17 Analyzed: 09/06/17							
2,4-Dimethylphenol	41.4	10	µg/L	50.0		82.7	30-130				
Dimethylphthalate	39.6	10	µg/L	50.0		79.1	40-140				
4,6-Dinitro-2-methylphenol	37.2	10	µg/L	50.0		74.4	30-130				
2,4-Dinitrophenol	27.1	10	µg/L	50.0		54.2	30-130			V-05	
2,4-Dinitrotoluene	36.9	10	µg/L	50.0		73.8	40-140				
2,6-Dinitrotoluene	39.6	10	µg/L	50.0		79.3	40-140				
Di-n-octylphthalate	40.1	10	µg/L	50.0		80.1	40-140				
Fluoranthene (SIM)	51.0	12	µg/L	50.0		102	40-140				
Fluorene (SIM)	50.0	25	µg/L	50.0		100	40-140				
Hexachlorobenzene	40.9	10	µg/L	50.0		81.8	40-140				
Hexachlorobutadiene	44.2	10	µg/L	50.0		88.3	40-140				
Hexachlorocyclopentadiene	21.0	10	µg/L	50.0		41.9	30-140			V-05	
Hexachloroethane	38.8	2.0	µg/L	50.0		77.7	40-140				
Indeno(1,2,3-cd)pyrene (SIM)	51.9	5.0	µg/L	50.0		104	40-140				
Isophorone	39.2	10	µg/L	50.0		78.3	40-140				
2-Methylnaphthalene (SIM)	47.7	25	µg/L	50.0		95.4	40-140				
2-Methylphenol	28.1	10	µg/L	50.0		56.3	30-130				
3/4-Methylphenol	26.9	10	µg/L	50.0		53.9	30-130				
Naphthalene (SIM)	45.9	25	µg/L	50.0		91.8	40-140				
2-Nitroaniline	40.0	10	µg/L	50.0		80.1	40-140				
3-Nitroaniline	32.4	10	µg/L	50.0		64.8	40-140				†
4-Nitroaniline	31.5	10	µg/L	50.0		62.9	40-140				
Nitrobenzene	39.6	10	µg/L	50.0		79.3	40-140				
2-Nitrophenol	39.4	10	µg/L	50.0		78.9	30-130				
4-Nitrophenol	16.2	10	µg/L	50.0		32.4	10-130			V-05	
N-Nitrosodiphenylamine	51.5	10	µg/L	50.0		103	40-140				
N-Nitrosodi-n-propylamine	37.2	10	µg/L	50.0		74.3	40-140				
Pentachloronitrobenzene	44.9	10	µg/L	50.0		89.8	40-140			V-16	
Pentachlorophenol	23.9	5.0	µg/L	50.0		47.8	30-130				
Phenanthrene (SIM)	50.4	1.2	µg/L	50.0		101	40-140				
Phenol	13.2	10	µg/L	50.0		26.5	20-130				
Pyrene (SIM)	49.6	25	µg/L	50.0		99.1	40-140				
Pyridine	16.6	5.0	µg/L	50.0		33.1	10-140				†
1,2,4,5-Tetrachlorobenzene	39.5	10	µg/L	50.0		79.1	40-140				
1,2,4-Trichlorobenzene	37.9	5.0	µg/L	50.0		75.8	40-140				
2,4,5-Trichlorophenol	35.4	10	µg/L	50.0		70.9	30-130				
2,4,6-Trichlorophenol	37.3	10	µg/L	50.0		74.7	30-130				
Surrogate: 2-Fluorophenol	*98.9*		µg/L	200		49.4	15-110				
Surrogate: Phenol-d6	*61.2*		µg/L	200		30.6	15-110				
Surrogate: Nitrobenzene-d5	*92.2*		µg/L	100		92.2	30-130				
Surrogate: Nitrobenzene-d5	*100*		µg/L	100		100	30-130				
Surrogate: 2-Fluorobiphenyl	*82.2*		µg/L	100		82.2	30-130				
Surrogate: 2-Fluorobiphenyl	*106*		µg/L	100		106	30-130				
Surrogate: 2,4,6-Tribromophenol	*179*		µg/L	200		89.5	15-110				
Surrogate: p-Terphenyl-d14	*102*		µg/L	100		102	30-130				
Surrogate: p-Terphenyl-d14	*84.5*		µg/L	100		84.5	30-130				

con-test® ANALYTICAL LABORATORY
39 Spruce Street * East Longmeadow, MA 01028 * FAX 413/525-6405 * TEL. 413/525-2332

QUALITY CONTROL

Semivolatile Organic Compounds by GC/MS - Quality Control

Analyte	Result	Reporting Limit	Units	Spike Level	Source Result	%REC	%REC Limits	RPD	RPD Limit	Notes	
Batch B185447 - SW-846 3510C											
LCS Dup (B185447-BSD1)				Prepared: 09/02/17 Analyzed: 09/06/17							
Acenaphthene (SIM)	44.4	7.5	µg/L	50.0		88.8	40-140	9.60	20		
Acenaphthylene (SIM)	43.4	7.5	µg/L	50.0		86.8	40-140	9.34	20		
Aniline	24.9	5.0	µg/L	50.0		49.9	40-140	5.58	50		† ‡
Anthracene (SIM)	46.4	5.0	µg/L	50.0		92.9	40-140	9.87	20		
Benzo(a)anthracene (SIM)	45.1	1.2	µg/L	50.0		90.2	40-140	10.4	20		
Benzo(a)pyrene (SIM)	47.8	2.5	µg/L	50.0		95.7	40-140	11.3	20		
Benzo(b)fluoranthene (SIM)	48.7	1.2	µg/L	50.0		97.4	40-140	9.86	20		
Benzo(g,h,i)perylene (SIM)	46.1	12	µg/L	50.0		92.2	40-140	11.4	20		
Benzo(k)fluoranthene (SIM)	47.4	5.0	µg/L	50.0		94.8	40-140	10.5	20		
Bis(2-chloroethoxy)methane	34.6	10	µg/L	50.0		69.2	40-140	7.08	20		
Bis(2-chloroethyl)ether	38.9	10	µg/L	50.0		77.8	40-140	1.20	20		
Bis(2-chloroisopropyl)ether	31.1	10	µg/L	50.0		62.2	40-140	11.2	20	V-05	
Bis(2-Ethylhexyl)phthalate	43.8	10	µg/L	50.0		87.7	40-140	4.00	20		
4-Bromophenylphenylether	38.0	10	µg/L	50.0		76.1	40-140	9.16	20		
Butylbenzylphthalate	41.7	10	µg/L	50.0		83.3	40-140	5.49	20		
Carbazole	30.5	10	µg/L	50.0		61.0	40-140	8.98	20		
4-Chloroaniline	36.6	10	µg/L	50.0		73.2	40-140	1.38	20		†
4-Chloro-3-methylphenol	38.4	10	µg/L	50.0		76.8	30-130	7.25	20		
2-Chloronaphthalene	28.1	10	µg/L	50.0		56.2	40-140	6.97	20		
2-Chlorophenol	33.4	10	µg/L	50.0		66.8	30-130	4.25	20		
4-Chlorophenylphenylether	36.6	10	µg/L	50.0		73.1	40-140	5.14	20		
Chrysene (SIM)	45.6	5.0	µg/L	50.0		91.2	40-140	9.99	20		
Dibenz(a,h)anthracene (SIM)	46.8	5.0	µg/L	50.0		93.6	40-140	11.4	20		
Dibenzofuran	35.3	5.0	µg/L	50.0		70.5	40-140	5.97	20		
Di-n-butylphthalate	39.0	10	µg/L	50.0		77.9	40-140	7.10	20		
3,3-Dichlorobenzidine	37.9	10	µg/L	50.0		75.9	40-140	4.48	20		† ‡
2,4-Dichlorophenol	37.2	10	µg/L	50.0		74.4	30-130	6.35	20		
Diethylphthalate	38.8	10	µg/L	50.0		77.7	40-140	6.60	20		
2,4-Dimethylphenol	38.4	10	µg/L	50.0		76.9	30-130	7.37	20		
Dimethylphthalate	37.3	10	µg/L	50.0		74.5	40-140	5.96	50		
4,6-Dinitro-2-methylphenol	32.3	10	µg/L	50.0		64.7	30-130	14.0	50		
2,4-Dinitrophenol	26.2	10	µg/L	50.0		52.3	30-130	3.53	50	V-05	
2,4-Dinitrotoluene	33.5	10	µg/L	50.0		66.9	40-140	9.78	20		
2,6-Dinitrotoluene	36.6	10	µg/L	50.0		73.3	40-140	7.89	20		
Di-n-octylphthalate	38.3	10	µg/L	50.0		76.6	40-140	4.44	20		
Fluoranthene (SIM)	44.9	12	µg/L	50.0		89.8	40-140	12.7	20		
Fluorene (SIM)	44.2	25	µg/L	50.0		88.5	40-140	12.3	20		
Hexachlorobenzene	38.1	10	µg/L	50.0		76.3	40-140	6.96	20		
Hexachlorobutadiene	39.3	10	µg/L	50.0		78.6	40-140	11.6	20		
Hexachlorocyclopentadiene	19.3	10	µg/L	50.0		38.6	30-140	8.20	50	V-05	
Hexachloroethane	37.1	10	µg/L	50.0		74.2	40-140	4.61	50		
Indeno(1,2,3-cd)pyrene (SIM)	46.0	5.0	µg/L	50.0		92.1	40-140	12.0	20		‡
Isophorone	36.3	10	µg/L	50.0		72.6	40-140	7.63	20		
2-Methylnaphthalene (SIM)	43.1	25	µg/L	50.0		86.2	40-140	10.1	20		
2-Methylphenol	26.7	10	µg/L	50.0		53.4	30-130	5.25	20		
3/4-Methylphenol	25.9	10	µg/L	50.0		51.7	30-130	4.05	20		
Naphthalene (SIM)	41.9	25	µg/L	50.0		83.8	40-140	9.00	20		
2-Nitroaniline	37.5	10	µg/L	50.0		75.0	40-140	6.52	20		
3-Nitroaniline	33.3	10	µg/L	50.0		66.6	40-140	2.68	20		†
4-Nitroaniline	28.7	10	µg/L	50.0		57.3	40-140	9.31	20		
Nitrobenzene	35.8	10	µg/L	50.0		71.7	40-140	10.0	20		
2-Nitrophenol	32.7	10	µg/L	50.0		65.4	30-130	18.7	20		

con-test® ANALYTICAL LABORATORY
39 Spruce Street * East Longmeadow, MA 01028 * FAX 413/525-6405 * TEL. 413/525-2332

QUALITY CONTROL

Semivolatile Organic Compounds by GC/MS - Quality Control

Analyte	Result	Reporting Limit	Units	Spike Level	Source Result	%REC	%REC Limits	RPD	RPD Limit	Notes	
Batch B185447 - SW-846 3510C											
LCS Dup (B185447-BSD1)				Prepared: 09/02/17 Analyzed: 09/06/17							
4-Nitrophenol	15.6	10	µg/L	50.0		31.2	10-130	3.78	50	V-05	‡
N-Nitrosodiphenylamine	48.4	10	µg/L	50.0		96.8	40-140	6.24	20		
N-Nitrosodi-n-propylamine	34.2	10	µg/L	50.0		68.4	40-140	8.29	20		
Pentachloronitrobenzene	40.9	10	µg/L	50.0		81.7	40-140	9.44	20	V-16	
Pentachlorophenol	23.7	5.0	µg/L	50.0		47.4	30-130	0.882	50		
Phenanthrene (SIM)	45.5	1.2	µg/L	50.0		91.0	40-140	10.1	20		
Phenol	12.7	10	µg/L	50.0		25.5	20-130	3.92	20		
Pyrene (SIM)	45.8	25	µg/L	50.0		91.7	40-140	7.76	20		
Pyridine	14.9	5.0	µg/L	50.0		29.7	10-140	10.9	50		†
1,2,4,5-Tetrachlorobenzene	37.3	10	µg/L	50.0		74.5	40-140	5.94	20		
1,2,4-Trichlorobenzene	35.1	5.0	µg/L	50.0		70.2	40-140	7.56	20		
2,4,5-Trichlorophenol	32.1	10	µg/L	50.0		64.2	30-130	9.89	20		
2,4,6-Trichlorophenol	36.0	10	µg/L	50.0		72.0	30-130	3.71	50		
Surrogate: 2-Fluorophenol	*90.9*		µg/L	200		45.4	15-110				
Surrogate: Phenol-d6	*58.5*		µg/L	200		29.3	15-110				
Surrogate: Nitrobenzene-d5	*82.1*		µg/L	100		82.1	30-130				
Surrogate: Nitrobenzene-d5	*90.0*		µg/L	100		90.0	30-130				
Surrogate: 2-Fluorobiphenyl	*94.8*		µg/L	100		94.8	30-130				
Surrogate: 2-Fluorobiphenyl	*75.8*		µg/L	100		75.8	30-130				
Surrogate: 2,4,6-Tribromophenol	*169*		µg/L	200		84.3	15-110				
Surrogate: p-Terphenyl-d14	*96.0*		µg/L	100		96.0	30-130				
Surrogate: p-Terphenyl-d14	*75.1*		µg/L	100		75.1	30-130				

con-test® ANALYTICAL LABORATORY
39 Spruce Street * East Longmeadow, MA 01028 * FAX 413/525-6405 * TEL. 413/525-2332

QUALITY CONTROL

Organochloride Pesticides by GC/ECD - Quality Control

Analyte	Result	Reporting Limit	Units	Spike Level	Source Result	%REC	%REC Limits	RPD	RPD Limit	Notes
Batch B185468 - SW-846 3510C										
Blank (B185468-BLK1)				Prepared: 09/05/17 Analyzed: 09/09/17						
alpha-Chlordane	ND	0.050	µg/L							
alpha-Chlordane [2C]	ND	0.050	µg/L							
gamma-Chlordane	ND	0.050	µg/L							
gamma-Chlordane [2C]	ND	0.050	µg/L							
Alachlor	ND	0.20	µg/L							
Alachlor [2C]	ND	0.20	µg/L							
Aldrin	ND	0.050	µg/L							
Aldrin [2C]	ND	0.050	µg/L							
alpha-BHC	ND	0.050	µg/L							
alpha-BHC [2C]	ND	0.050	µg/L							
beta-BHC	ND	0.050	µg/L							
beta-BHC [2C]	ND	0.050	µg/L							
delta-BHC	ND	0.050	µg/L							
delta-BHC [2C]	ND	0.050	µg/L							
gamma-BHC (Lindane)	ND	0.030	µg/L							
gamma-BHC (Lindane) [2C]	ND	0.030	µg/L							
Chlordane	ND	0.20	µg/L							
Chlordane [2C]	ND	0.20	µg/L							
4,4'-DDD	ND	0.040	µg/L							
4,4'-DDD [2C]	ND	0.040	µg/L							
4,4'-DDE	ND	0.040	µg/L							
4,4'-DDE [2C]	ND	0.040	µg/L							
4,4'-DDT	ND	0.040	µg/L							
4,4'-DDT [2C]	ND	0.040	µg/L							
Dieldrin	ND	0.0020	µg/L							
Dieldrin [2C]	ND	0.0020	µg/L							
Endosulfan I	ND	0.050	µg/L							
Endosulfan I [2C]	ND	0.050	µg/L							
Endosulfan II	ND	0.080	µg/L							
Endosulfan II [2C]	ND	0.080	µg/L							
Endosulfan Sulfate	ND	0.080	µg/L							
Endosulfan Sulfate [2C]	ND	0.080	µg/L							
Endrin	ND	0.080	µg/L							
Endrin [2C]	ND	0.080	µg/L							
Endrin Aldehyde	ND	0.080	µg/L							
Endrin Aldehyde [2C]	ND	0.080	µg/L							
Endrin Ketone	ND	0.080	µg/L							
Endrin Ketone [2C]	ND	0.080	µg/L							
Heptachlor	ND	0.050	µg/L							
Heptachlor [2C]	ND	0.050	µg/L							
Heptachlor Epoxide	ND	0.050	µg/L							
Heptachlor Epoxide [2C]	ND	0.050	µg/L							
Hexachlorobenzene	ND	0.050	µg/L							
Hexachlorobenzene [2C]	ND	0.050	µg/L							
Methoxychlor	ND	0.50	µg/L							
Methoxychlor [2C]	ND	0.50	µg/L							
Toxaphene	ND	1.0	µg/L							V-20
Toxaphene [2C]	ND	1.0	µg/L							V-20
Surrogate: Decachlorobiphenyl	*1.63*		µg/L	2.00		81.5	30-150			
Surrogate: Decachlorobiphenyl [2C]	*1.56*		µg/L	2.00		77.9	30-150			
Surrogate: Tetrachloro-m-xylene	*1.78*		µg/L	2.00		89.2	30-150			
Surrogate: Tetrachloro-m-xylene [2C]	*1.51*		µg/L	2.00		75.5	30-150			

con-test® ANALYTICAL LABORATORY
39 Spruce Street * East Longmeadow, MA 01028 * FAX 413/525-6405 * TEL. 413/525-2332

QUALITY CONTROL

Organochloride Pesticides by GC/ECD - Quality Control

Analyte	Result	Reporting Limit	Units	Spike Level	Source Result	%REC	%REC Limits	RPD	RPD Limit	Notes
Batch B185468 - SW-846 3510C										
LCS (B185468-BS1)				Prepared: 09/05/17 Analyzed: 09/09/17						
Alachlor	0.97	0.20	µg/L	1.00		97.4	40-140			
Alachlor [2C]	0.98	0.20	µg/L	1.00		97.7	40-140			
Aldrin	0.87	0.050	µg/L	1.00		87.0	40-140			
Aldrin [2C]	0.84	0.050	µg/L	1.00		84.3	40-140			
alpha-BHC	0.87	0.050	µg/L	1.00		87.4	40-140			
alpha-BHC [2C]	0.79	0.050	µg/L	1.00		78.9	40-140			
beta-BHC	0.84	0.050	µg/L	1.00		84.5	40-140			
beta-BHC [2C]	0.79	0.050	µg/L	1.00		79.2	40-140			
delta-BHC	0.88	0.050	µg/L	1.00		88.1	40-140			
delta-BHC [2C]	0.82	0.050	µg/L	1.00		81.8	40-140			
gamma-BHC (Lindane)	0.92	0.030	µg/L	1.00		92.0	40-140			
gamma-BHC (Lindane) [2C]	0.84	0.030	µg/L	1.00		84.2	40-140			
4,4'-DDD	0.93	0.040	µg/L	1.00		92.8	40-140			
4,4'-DDD [2C]	0.92	0.040	µg/L	1.00		91.9	40-140			
4,4'-DDE	0.90	0.040	µg/L	1.00		89.8	40-140			
4,4'-DDE [2C]	0.90	0.040	µg/L	1.00		90.2	40-140			
4,4'-DDT	0.91	0.040	µg/L	1.00		91.4	40-140			
4,4'-DDT [2C]	0.90	0.040	µg/L	1.00		90.3	40-140			
Dieldrin	0.89	0.0020	µg/L	1.00		89.4	40-140			
Dieldrin [2C]	0.90	0.0020	µg/L	1.00		89.7	40-140			
Endosulfan I	0.86	0.050	µg/L	1.00		86.2	40-140			
Endosulfan I [2C]	0.86	0.050	µg/L	1.00		86.3	40-140			
Endosulfan II	0.88	0.080	µg/L	1.00		87.8	40-140			
Endosulfan II [2C]	0.88	0.080	µg/L	1.00		87.7	40-140			
Endosulfan Sulfate	0.91	0.080	µg/L	1.00		90.7	40-140			
Endosulfan Sulfate [2C]	0.87	0.080	µg/L	1.00		87.2	40-140			
Endrin	0.89	0.080	µg/L	1.00		88.8	40-140			
Endrin [2C]	0.90	0.080	µg/L	1.00		89.9	40-140			
Endrin Aldehyde	0.87	0.080	µg/L	1.00		87.2	40-140			
Endrin Aldehyde [2C]	0.85	0.080	µg/L	1.00		84.8	40-140			
Endrin Ketone	0.94	0.080	µg/L	1.00		94.2	40-140			
Endrin Ketone [2C]	0.93	0.080	µg/L	1.00		92.6	40-140			
Heptachlor	0.84	0.050	µg/L	1.00		84.0	40-140			
Heptachlor [2C]	0.82	0.050	µg/L	1.00		82.2	40-140			
Heptachlor Epoxide	0.84	0.050	µg/L	1.00		83.8	40-140			
Heptachlor Epoxide [2C]	0.85	0.050	µg/L	1.00		85.0	40-140			
Hexachlorobenzene	0.83	0.050	µg/L	1.00		83.4	40-140			
Hexachlorobenzene [2C]	0.75	0.050	µg/L	1.00		75.2	40-140			
Methoxychlor	0.91	0.50	µg/L	1.00		90.6	40-140			
Methoxychlor [2C]	0.92	0.50	µg/L	1.00		92.0	40-140			
Surrogate: Decachlorobiphenyl	*1.52*		µg/L	2.00		76.2	30-150			
Surrogate: Decachlorobiphenyl [2C]	*1.44*		µg/L	2.00		72.1	30-150			
Surrogate: Tetrachloro-m-xylene	*1.70*		µg/L	2.00		85.0	30-150			
Surrogate: Tetrachloro-m-xylene [2C]	*1.44*		µg/L	2.00		72.2	30-150			

con-test® ANALYTICAL LABORATORY
39 Spruce Street * East Longmeadow, MA 01028 * FAX 413/525-6405 * TEL. 413/525-2332

QUALITY CONTROL

Organochloride Pesticides by GC/ECD - Quality Control

Analyte	Result	Reporting Limit	Units	Spike Level	Source Result	%REC	%REC Limits	RPD	RPD Limit	Notes
Batch B185468 - SW-846 3510C										
LCS Dup (B185468-BSD1)				Prepared: 09/05/17 Analyzed: 09/09/17						
Alachlor	1.0	0.20	µg/L	1.00		104	40-140	6.12	20	
Alachlor [2C]	1.0	0.20	µg/L	1.00		101	40-140	3.72	20	
Aldrin	0.92	0.050	µg/L	1.00		91.8	40-140	5.39	20	
Aldrin [2C]	0.90	0.050	µg/L	1.00		89.7	40-140	6.13	20	
alpha-BHC	0.95	0.050	µg/L	1.00		94.6	40-140	7.86	20	
alpha-BHC [2C]	0.86	0.050	µg/L	1.00		86.1	40-140	8.65	20	
beta-BHC	0.90	0.050	µg/L	1.00		90.1	40-140	6.42	20	
beta-BHC [2C]	0.86	0.050	µg/L	1.00		86.5	40-140	8.83	20	
delta-BHC	0.92	0.050	µg/L	1.00		92.3	40-140	4.69	20	
delta-BHC [2C]	0.89	0.050	µg/L	1.00		88.8	40-140	8.24	20	
gamma-BHC (Lindane)	0.98	0.030	µg/L	1.00		98.1	40-140	6.47	20	
gamma-BHC (Lindane) [2C]	0.91	0.030	µg/L	1.00		90.7	40-140	7.39	20	
4,4'-DDD	0.99	0.040	µg/L	1.00		98.7	40-140	6.12	20	
4,4'-DDD [2C]	0.98	0.040	µg/L	1.00		98.0	40-140	6.46	20	
4,4'-DDE	0.95	0.040	µg/L	1.00		95.3	40-140	5.95	20	
4,4'-DDE [2C]	0.96	0.040	µg/L	1.00		95.6	40-140	5.77	20	
4,4'-DDT	0.97	0.040	µg/L	1.00		97.5	40-140	6.38	20	
4,4'-DDT [2C]	0.96	0.040	µg/L	1.00		95.8	40-140	5.88	20	
Dieldrin	0.94	0.0020	µg/L	1.00		94.4	40-140	5.41	20	
Dieldrin [2C]	0.94	0.0020	µg/L	1.00		94.1	40-140	4.78	20	
Endosulfan I	0.90	0.050	µg/L	1.00		89.9	40-140	4.20	20	
Endosulfan I [2C]	0.90	0.050	µg/L	1.00		90.3	40-140	4.48	20	
Endosulfan II	0.93	0.080	µg/L	1.00		92.9	40-140	5.57	20	
Endosulfan II [2C]	0.93	0.080	µg/L	1.00		93.1	40-140	5.98	20	
Endosulfan Sulfate	0.96	0.080	µg/L	1.00		96.1	40-140	5.75	20	
Endosulfan Sulfate [2C]	0.93	0.080	µg/L	1.00		92.6	40-140	6.04	20	
Endrin	0.93	0.080	µg/L	1.00		93.1	40-140	4.73	20	
Endrin [2C]	0.94	0.080	µg/L	1.00		93.7	40-140	4.20	20	
Endrin Aldehyde	0.95	0.080	µg/L	1.00		94.5	40-140	8.07	20	
Endrin Aldehyde [2C]	0.93	0.080	µg/L	1.00		92.8	40-140	9.01	20	
Endrin Ketone	1.0	0.080	µg/L	1.00		100	40-140	6.31	20	
Endrin Ketone [2C]	0.98	0.080	µg/L	1.00		98.5	40-140	6.17	20	
Heptachlor	0.89	0.050	µg/L	1.00		89.1	40-140	5.92	20	
Heptachlor [2C]	0.87	0.050	µg/L	1.00		87.1	40-140	5.75	20	
Heptachlor Epoxide	0.89	0.050	µg/L	1.00		89.3	40-140	6.41	20	
Heptachlor Epoxide [2C]	0.89	0.050	µg/L	1.00		89.2	40-140	4.80	20	
Hexachlorobenzene	0.91	0.050	µg/L	1.00		91.2	40-140	8.91	20	
Hexachlorobenzene [2C]	0.84	0.050	µg/L	1.00		83.6	40-140	10.6	20	
Methoxychlor	0.96	0.50	µg/L	1.00		95.6	40-140	5.40	20	
Methoxychlor [2C]	0.97	0.50	µg/L	1.00		96.6	40-140	4.83	20	
Surrogate: Decachlorobiphenyl	*1.70*		µg/L	2.00		85.0	30-150			
Surrogate: Decachlorobiphenyl [2C]	*1.62*		µg/L	2.00		80.8	30-150			
Surrogate: Tetrachloro-m-xylene	*1.88*		µg/L	2.00		94.0	30-150			
Surrogate: Tetrachloro-m-xylene [2C]	*1.62*		µg/L	2.00		80.9	30-150			

con-test® ANALYTICAL LABORATORY
39 Spruce Street * East Longmeadow, MA 01028 * FAX 413/525-6405 * TEL. 413/525-2332

QUALITY CONTROL

Polychlorinated Biphenyls By GC/ECD - Quality Control

Analyte	Result	Reporting Limit	Units	Spike Level	Source Result	%REC	%REC Limits	RPD	RPD Limit	Notes
Batch B185467 - SW-846 3510C										
Blank (B185467-BLK1)				Prepared: 09/05/17 Analyzed: 09/08/17						
Aroclor-1016	ND	0.20	µg/L							
Aroclor-1016 [2C]	ND	0.20	µg/L							
Aroclor-1221	ND	0.20	µg/L							
Aroclor-1221 [2C]	ND	0.20	µg/L							
Aroclor-1232	ND	0.20	µg/L							
Aroclor-1232 [2C]	ND	0.20	µg/L							
Aroclor-1242	ND	0.20	µg/L							
Aroclor-1242 [2C]	ND	0.20	µg/L							
Aroclor-1248	ND	0.20	µg/L							
Aroclor-1248 [2C]	ND	0.20	µg/L							
Aroclor-1254	ND	0.20	µg/L							
Aroclor-1254 [2C]	ND	0.20	µg/L							
Aroclor-1260	ND	0.20	µg/L							
Aroclor-1260 [2C]	ND	0.20	µg/L							
Aroclor-1262	ND	0.20	µg/L							
Aroclor-1262 [2C]	ND	0.20	µg/L							
Aroclor-1268	ND	0.20	µg/L							
Aroclor-1268 [2C]	ND	0.20	µg/L							
Surrogate: Decachlorobiphenyl	*1.71*		µg/L	2.00		85.5	30-150			
Surrogate: Decachlorobiphenyl [2C]	*1.83*		µg/L	2.00		91.6	30-150			
Surrogate: Tetrachloro-m-xylene	*1.60*		µg/L	2.00		79.9	30-150			
Surrogate: Tetrachloro-m-xylene [2C]	*1.71*		µg/L	2.00		85.7	30-150			
LCS (B185467-BS1)				Prepared: 09/05/17 Analyzed: 09/08/17						
Aroclor-1016	0.54	0.20	µg/L	0.500		107	40-140			
Aroclor-1016 [2C]	0.52	0.20	µg/L	0.500		103	40-140			
Aroclor-1260	0.46	0.20	µg/L	0.500		92.2	40-140			
Aroclor-1260 [2C]	0.43	0.20	µg/L	0.500		87.0	40-140			
Surrogate: Decachlorobiphenyl	*1.82*		µg/L	2.00		90.9	30-150			
Surrogate: Decachlorobiphenyl [2C]	*1.92*		µg/L	2.00		96.0	30-150			
Surrogate: Tetrachloro-m-xylene	*1.68*		µg/L	2.00		84.0	30-150			
Surrogate: Tetrachloro-m-xylene [2C]	*1.79*		µg/L	2.00		89.4	30-150			
LCS Dup (B185467-BSD1)				Prepared: 09/05/17 Analyzed: 09/08/17						
Aroclor-1016	0.48	0.20	µg/L	0.500		96.9	40-140	10.0	20	
Aroclor-1016 [2C]	0.50	0.20	µg/L	0.500		99.1	40-140	4.27	20	
Aroclor-1260	0.42	0.20	µg/L	0.500		84.3	40-140	8.94	20	
Aroclor-1260 [2C]	0.41	0.20	µg/L	0.500		81.5	40-140	6.49	20	
Surrogate: Decachlorobiphenyl	*1.66*		µg/L	2.00		82.8	30-150			
Surrogate: Decachlorobiphenyl [2C]	*1.76*		µg/L	2.00		88.0	30-150			
Surrogate: Tetrachloro-m-xylene	*1.53*		µg/L	2.00		76.5	30-150			
Surrogate: Tetrachloro-m-xylene [2C]	*1.63*		µg/L	2.00		81.6	30-150			

con-test® ANALYTICAL LABORATORY
39 Spruce Street * East Longmeadow, MA 01028 * FAX 413/525-6405 * TEL. 413/525-2332

QUALITY CONTROL

Herbicides by GC/ECD - Quality Control

Analyte	Result	Reporting Limit	Units	Spike Level	Source Result	%REC	%REC Limits	RPD	RPD Limit	Notes
Batch B185463 - SW-846 3510C										
Blank (B185463-BLK1)				Prepared: 09/05/17 Analyzed: 09/09/17						
2,4-D	ND	0.50	µg/L							
2,4-D [2C]	ND	0.50	µg/L							
2,4,5-TP (Silvex)	ND	0.050	µg/L							
2,4,5-TP (Silvex) [2C]	ND	0.050	µg/L							
2,4,5-T	ND	0.10	µg/L							
2,4,5-T [2C]	ND	0.10	µg/L							
Dalapon	ND	1.2	µg/L							
Dalapon [2C]	ND	1.2	µg/L							
Dicamba	ND	0.050	µg/L							
Dicamba [2C]	ND	0.050	µg/L							
Surrogate: 2,4-Dichlorophenylacetic acid	*1.77*		µg/L	4.00		44.2	30-150			
Surrogate: 2,4-Dichlorophenylacetic acid [2C]	*1.84*		µg/L	4.00		46.0	30-150			
LCS (B185463-BS1)				Prepared: 09/05/17 Analyzed: 09/09/17						
2,4-D	2.44	0.50	µg/L	2.50		97.5	40-140			
2,4-D [2C]	2.52	0.50	µg/L	2.50		101	40-140			
2,4,5-TP (Silvex)	0.237	0.050	µg/L	0.250		95.0	40-140			
2,4,5-TP (Silvex) [2C]	0.234	0.050	µg/L	0.250		93.7	40-140			
2,4,5-T	0.242	0.10	µg/L	0.250		97.0	40-140			
2,4,5-T [2C]	0.238	0.10	µg/L	0.250		95.3	40-140			
Dalapon	2.86	1.2	µg/L	6.25		45.8	40-140			
Dalapon [2C]	2.59	1.2	µg/L	6.25		41.4	40-140			
Dicamba	0.202	0.050	µg/L	0.250		80.9	40-140			
Dicamba [2C]	0.233	0.050	µg/L	0.250		93.0	40-140			
Surrogate: 2,4-Dichlorophenylacetic acid	*1.87*		µg/L	4.00		46.7	30-150			
Surrogate: 2,4-Dichlorophenylacetic acid [2C]	*2.13*		µg/L	4.00		53.2	30-150			
LCS Dup (B185463-BSD1)				Prepared: 09/05/17 Analyzed: 09/09/17						
2,4-D	2.68	0.50	µg/L	2.50		107	40-140	9.60	30	
2,4-D [2C]	2.72	0.50	µg/L	2.50		109	40-140	7.65	30	
2,4,5-TP (Silvex)	0.253	0.050	µg/L	0.250		101	40-140	6.35	30	
2,4,5-TP (Silvex) [2C]	0.249	0.050	µg/L	0.250		99.6	40-140	6.04	30	
2,4,5-T	0.255	0.10	µg/L	0.250		102	40-140	4.91	30	
2,4,5-T [2C]	0.250	0.10	µg/L	0.250		100	40-140	5.01	30	
Dalapon	3.61	1.2	µg/L	6.25		57.8	40-140	23.2	30	
Dalapon [2C]	3.42	1.2	µg/L	6.25		54.8	40-140	27.8	30	
Dicamba	0.219	0.050	µg/L	0.250		87.7	40-140	8.07	30	
Dicamba [2C]	0.264	0.050	µg/L	0.250		105	40-140	12.6	30	
Surrogate: 2,4-Dichlorophenylacetic acid	*2.07*		µg/L	4.00		51.9	30-150			
Surrogate: 2,4-Dichlorophenylacetic acid [2C]	*2.30*		µg/L	4.00		57.5	30-150			

39 Spruce Street * East Longmeadow, MA 01028 * FAX 413/525-6405 * TEL. 413/525-2332

QUALITY CONTROL

Petroleum Hydrocarbons Analyses - Quality Control

Analyte	Result	Reporting Limit	Units	Spike Level	Source Result	%REC		%REC Limits	RPD	RPD Limit	Notes
Batch B185471 - SW-846 3510C											
Blank (B185471-BLK1)				Prepared: 09/05/17 Analyzed: 09/07/17							
CT ETPH	ND	0.075	mg/L								
Surrogate: o-Terphenyl	*0.0859*		mg/L	0.100		85.9		50-150			
LCS (B185471-BS1)				Prepared: 09/05/17 Analyzed: 09/07/17							
CT ETPH	0.601	0.075	mg/L	1.00		60.1		60-120			
Surrogate: o-Terphenyl	*0.0914*		mg/L	0.100		91.4		50-150			
LCS Dup (B185471-BSD1)				Prepared: 09/05/17 Analyzed: 09/07/17							
CT ETPH	0.528	0.075	mg/L	1.00		**52.8**	*	60-120	12.9	30	L-07
Surrogate: o-Terphenyl	*0.0909*		mg/L	0.100		90.9		50-150			

39 Spruce Street * East Longmeadow, MA 01028 * FAX 413/525-6405 * TEL. 413/525-2332

QUALITY CONTROL

Metals Analyses (Total) - Quality Control

Analyte	Result	Reporting Limit	Units	Spike Level	Source Result	%REC	%REC Limits	RPD	RPD Limit	Notes
Batch B185339 - SW-846 7470A Prep										
Blank (B185339-BLK1)				Prepared: 08/31/17 Analyzed: 09/01/17						
Mercury	ND	0.00010	mg/L							
LCS (B185339-BS1)				Prepared: 08/31/17 Analyzed: 09/01/17						
Mercury	0.00191	0.00010	mg/L	0.00200		95.6	80-120			
LCS Dup (B185339-BSD1)				Prepared: 08/31/17 Analyzed: 09/01/17						
Mercury	0.00193	0.00010	mg/L	0.00200		96.4	80-120	0.755	20	
Batch B185584 - SW-846 3005A										
Blank (B185584-BLK1)				Prepared: 09/06/17 Analyzed: 09/07/17						
Arsenic	ND	2.0	µg/L							
Barium	ND	50	µg/L							
Cadmium	ND	2.5	µg/L							
Chromium	ND	5.0	µg/L							
Lead	ND	5.0	µg/L							
Selenium	ND	25	µg/L							
Silver	ND	2.5	µg/L							
LCS (B185584-BS1)				Prepared: 09/06/17 Analyzed: 09/07/17						
Arsenic	491	4.0	µg/L	500		98.3	80-120			
Barium	499	100	µg/L	500		99.8	80-120			
Cadmium	482	5.0	µg/L	500		96.4	80-120			
Chromium	502	10	µg/L	500		100	80-120			
Lead	488	10	µg/L	500		97.7	80-120			
Selenium	472	50	µg/L	500		94.4	80-120			
Silver	504	5.0	µg/L	500		101	80-120			
LCS Dup (B185584-BSD1)				Prepared: 09/06/17 Analyzed: 09/07/17						
Arsenic	497	4.0	µg/L	500		99.3	80-120	1.08	20	
Barium	503	100	µg/L	500		101	80-120	0.935	20	
Cadmium	490	5.0	µg/L	500		98.0	80-120	1.58	20	
Chromium	499	10	µg/L	500		99.8	80-120	0.643	20	
Lead	496	10	µg/L	500		99.2	80-120	1.53	20	
Selenium	476	50	µg/L	500		95.2	80-120	0.812	20	
Silver	478	5.0	µg/L	500		95.5	80-120	5.41	20	

con-test® ANALYTICAL LABORATORY
39 Spruce Street * East Longmeadow, MA 01028 * FAX 413/525-6405 * TEL. 413/525-2332

QUALITY CONTROL

Conventional Chemistry Parameters by EPA/APHA/SW-846 Methods (Total) - Quality Control

Analyte	Result	Reporting Limit	Units	Spike Level	Source Result	%REC	%REC Limits	RPD	RPD Limit	Notes
Batch B185284 - SM21-22 4500 H B										
LCS (B185284-BS1)				Prepared & Analyzed: 08/31/17						
pH	6.01		pH Units	6.00		100	98.3-110			
Duplicate (B185284-DUP1)	**Source: 17H1571-12**			Prepared & Analyzed: 08/31/17						
pH	9.3		pH Units		9.2			0.864	5	H-05
Batch B185482 - SW-846 1010A										
Blank (B185482-BLK1)				Prepared & Analyzed: 09/05/17						
Flashpoint	> 212 °F		°F							
LCS (B185482-BS1)				Prepared & Analyzed: 09/05/17						
Flashpoint	82		°F	81.0		101	98.8-101			
LCS Dup (B185482-BSD1)				Prepared & Analyzed: 09/05/17						
Flashpoint	82		°F	81.0		101	98.8-101	0.00	5	
Batch B185545 - SW-846 9014										
Blank (B185545-BLK1)				Prepared: 09/05/17 Analyzed: 09/06/17						
Reactive Cyanide	ND	0.40	mg/Kg							
LCS (B185545-BS1)				Prepared: 09/05/17 Analyzed: 09/06/17						
Reactive Cyanide	10	0.40	mg/Kg	10.0		103	85.9-110			
Batch B185546 - SW-846 9030A										
Blank (B185546-BLK1)				Prepared: 09/05/17 Analyzed: 09/06/17						
Reactive Sulfide	ND	2.0	mg/Kg							
LCS (B185546-BS1)				Prepared: 09/05/17 Analyzed: 09/06/17						
Reactive Sulfide	15	2.0	mg/Kg	14.8		101	64.5-120			

con-test® ANALYTICAL LABORATORY
39 Spruce Street * East Longmeadow, MA 01028 * FAX 413/525-6405 * TEL. 413/525-2332

QUALITY CONTROL

TCLP - Metals Analyses - Quality Control

Analyte	Result	Reporting Limit	Units	Spike Level	Source Result	%REC	%REC Limits	RPD	RPD Limit	Notes
Batch B185432 - SW-846 3010A										
Blank (B185432-BLK1)				Prepared: 09/01/17 Analyzed: 09/05/17						
Arsenic	ND	0.010	mg/L							
Barium	ND	0.050	mg/L							
Cadmium	ND	0.0040	mg/L							
Chromium	ND	0.010	mg/L							
Lead	ND	0.010	mg/L							
Selenium	ND	0.050	mg/L							
Silver	ND	0.0050	mg/L							
LCS (B185432-BS1)				Prepared: 09/01/17 Analyzed: 09/05/17						
Arsenic	0.504	0.010	mg/L	0.500		101	80-120			
Barium	0.513	0.050	mg/L	0.500		103	80-120			
Cadmium	0.516	0.0040	mg/L	0.500		103	80-120			
Chromium	0.509	0.010	mg/L	0.500		102	80-120			
Lead	0.501	0.010	mg/L	0.500		100	80-120			
Selenium	0.526	0.050	mg/L	0.500		105	80-120			
Silver	0.589	0.0050	mg/L	0.500		118	80-120			
LCS Dup (B185432-BSD1)				Prepared: 09/01/17 Analyzed: 09/05/17						
Arsenic	0.510	0.010	mg/L	0.500		102	80-120	1.27	20	
Barium	0.518	0.050	mg/L	0.500		104	80-120	0.841	20	
Cadmium	0.529	0.0040	mg/L	0.500		106	80-120	2.43	20	
Chromium	0.521	0.010	mg/L	0.500		104	80-120	2.44	20	
Lead	0.509	0.010	mg/L	0.500		102	80-120	1.59	20	
Selenium	0.534	0.050	mg/L	0.500		107	80-120	1.47	20	
Silver	0.594	0.0050	mg/L	0.500		119	80-120	0.842	20	
Matrix Spike (B185432-MS1)		**Source: 17H1571-12**		Prepared: 09/01/17 Analyzed: 09/05/17						
Arsenic	0.504	0.010	mg/L	0.500	ND	101	75-125			
Barium	0.536	0.050	mg/L	0.500	0.0324	101	75-125			
Cadmium	0.507	0.0040	mg/L	0.500	ND	101	75-125			
Chromium	0.496	0.010	mg/L	0.500	ND	99.2	75-125			
Lead	0.481	0.010	mg/L	0.500	ND	96.1	75-125			
Selenium	0.524	0.050	mg/L	0.500	ND	105	75-125			
Silver	0.570	0.0050	mg/L	0.500	ND	114	75-125			
Batch B185477 - SW-846 7470A Prep										
Blank (B185477-BLK1)				Prepared: 09/05/17 Analyzed: 09/06/17						
Mercury	ND	0.00010	mg/L							
LCS (B185477-BS1)				Prepared: 09/05/17 Analyzed: 09/06/17						
Mercury	0.00187	0.00010	mg/L	0.00200		93.3	80-120			

39 Spruce Street * East Longmeadow, MA 01028 * FAX 413/525-6405 * TEL. 413/525-2332

QUALITY CONTROL

TCLP - Metals Analyses - Quality Control

Analyte	Result	Reporting Limit	Units	Spike Level	Source Result	%REC	%REC Limits	RPD	RPD Limit	Notes
Batch B185477 - SW-846 7470A Prep										
LCS Dup (B185477-BSD1)				Prepared: 09/05/17 Analyzed: 09/06/17						
Mercury	0.00187	0.00010	mg/L	0.00200		93.4	80-120	0.0764	20	
Matrix Spike (B185477-MS1)	**Source: 17H1571-12**			Prepared: 09/05/17 Analyzed: 09/06/17						
Mercury	0.00190	0.00010	mg/L	0.00200	0.0000419	92.9	75-125			

con-test® ANALYTICAL LABORATORY
39 Spruce Street * East Longmeadow, MA 01028 * FAX 413/525-6405 * TEL. 413/525-2332

IDENTIFICATION SUMMARY FOR SINGLE COMPONENT ANALYTES

SW-846 8082A

GHS-WasteClass-082917-1

Lab Sample ID: 17H1571-12 Date(s) Analyzed: 09/08/2017 09/08/2017

Instrument ID (1): Instrument ID (2):

GC Column (1): ID: (mm) GC Column (2): ID: (mm)

ANALYTE	COL	RT	RT WINDOW		CONCENTRATION	%RPD
			FROM	TO		
Aroclor-1242	1	0.000	0.000	0.000	0.21	
	2	0.000	0.000	0.000	0.24	13.3

39 Spruce Street * East Longmeadow, MA 01028 * FAX 413/525-6405 * TEL. 413/525-2332

FLAG/QUALIFIER SUMMARY

*	QC result is outside of established limits.
†	Wide recovery limits established for difficult compound.
‡	Wide RPD limits established for difficult compound.
#	Data exceeded client recommended or regulatory level
ND	Not Detected
RL	Reporting Limit
DL	Method Detection Limit
MCL	Maximum Contaminant Level
	Percent recoveries and relative percent differences (RPDs) are determined by the software using values in the calculation which have not been rounded.
	No results have been blank subtracted unless specified in the case narrative section.
DL-01	Elevated reporting limits for all volatile compounds due to foaming sample matrix.
H-05	Holding time was exceeded. pH analysis should be performed immediately at time of sampling. Nominal 15 minute holding time was exceeded.
L-01	Laboratory fortified blank /laboratory control sample recovery outside of control limits. Data validation is not affected since all results are "not detected" for all samples in this batch for this compound and bias is on the high side.
L-07	Either laboratory fortified blank/laboratory control sample or duplicate recovery is outside of control limits, but the other is within limits. RPD between the two LFB/LCS results is within method specified criteria.
RL-03	Elevated reporting limit based on lowest point in calibration. Requested reporting limit not met.
V-05	Continuing calibration did not meet method specifications and was biased on the low side for this compound. Increased uncertainty is associated with the reported value which is likely to be biased on the low side.
V-16	Response factor is less than method specified minimum acceptable value. Reduced precision and accuracy may be associated with reported result.
V-20	Continuing calibration did not meet method specifications and was biased on the high side. Data validation is not affected since sample result was "not detected" for this compound.

39 Spruce Street * East Longmeadow, MA 01028 * FAX 413/525-6405 * TEL. 413/525-2332

CERTIFICATIONS

Certified Analyses included in this Report

Analyte	Certifications
CTDEP ETPH in Water	
CT ETPH	CT
SM21-22 4500 H B in Water	
pH	CT,MA,RI
SW-846 6010C-D in Water	
Arsenic	NY,CT,NC,ME,NH,VA
Barium	NY,CT,ME,NC,NH,VA
Cadmium	NY,CT,ME,NC,NH,VA
Chromium	NY,CT,ME,NC,NH,VA
Lead	NY,CT,ME,NC,NH,VA
Selenium	CT,ME,NC,NH,NY,VA
Silver	CT,ME,NC,NH,NY,VA
SW-846 6020A-B in Water	
Arsenic	CT,NH,NY,ME,VA,NC
Barium	CT,NH,NY,ME,VA,NC
Cadmium	CT,NH,NY,RI,ME,VA,NC
Chromium	CT,NH,NY,ME,VA,NC
Lead	CT,NH,NY,ME,VA,NC
Selenium	CT,NH,NY,ME,VA,NC
Silver	CT,NH,NY,ME,VA,NC
SW-846 7470A in Water	
Mercury	CT,ME,NC,NH,NY,VA
Mercury	CT,NH,NY,NC,ME,VA
SW-846 8081B in Water	
Alachlor	NC
Alachlor [2C]	NC
Aldrin	CT,NH,NY,ME,NC,VA
Aldrin [2C]	CT,NH,NY,ME,NC,VA
alpha-BHC	CT,NH,NY,ME,NC,VA
alpha-BHC [2C]	CT,NH,NY,ME,NC,VA
beta-BHC	CT,NH,NY,ME,NC,VA
beta-BHC [2C]	CT,NH,NY,ME,NC,VA
delta-BHC	CT,NH,NY,ME,NC,VA
delta-BHC [2C]	CT,NH,NY,ME,NC,VA
gamma-BHC (Lindane)	CT,NH,NY,ME,NC,VA
gamma-BHC (Lindane) [2C]	CT,NH,NY,ME,NC,VA
Chlordane	CT,NH,NY,ME,NC,VA
Chlordane [2C]	CT,NH,NY,ME,NC,VA
4,4'-DDD	CT,NH,NY,ME,NC,VA
4,4'-DDD [2C]	CT,NH,NY,ME,NC,VA
4,4'-DDE	CT,NH,NY,ME,NC,VA
4,4'-DDE [2C]	CT,NH,NY,ME,NC,VA
4,4'-DDT	CT,NH,NY,ME,NC,VA
4,4'-DDT [2C]	CT,NH,NY,ME,NC,VA
Dieldrin	CT,NH,NY,ME,NC,VA
Dieldrin [2C]	CT,NH,NY,ME,NC,VA

con-test® ANALYTICAL LABORATORY
39 Spruce Street * East Longmeadow, MA 01028 * FAX 413/525-6405 * TEL. 413/525-2332

CERTIFICATIONS

Certified Analyses included in this Report

Analyte	Certifications
SW-846 8081B in Water	
Endosulfan I	CT,NH,NY,ME,NC,VA
Endosulfan I [2C]	CT,NH,NY,ME,NC,VA
Endosulfan II	CT,NH,NY,ME,NC,VA
Endosulfan II [2C]	CT,NH,NY,ME,NC,VA
Endosulfan Sulfate	CT,NH,NY,ME,NC,VA
Endosulfan Sulfate [2C]	CT,NH,NY,ME,NC,VA
Endrin	CT,NH,NY,ME,NC,VA
Endrin [2C]	CT,NH,NY,ME,NC,VA
Endrin Aldehyde	CT,NH,NY,ME,NC,VA
Endrin Aldehyde [2C]	CT,NH,NY,ME,NC,VA
Endrin Ketone	NC
Endrin Ketone [2C]	NC
Heptachlor	CT,NH,NY,ME,NC,VA
Heptachlor [2C]	CT,NH,NY,ME,NC,VA
Heptachlor Epoxide	CT,NH,NY,ME,NC,VA
Heptachlor Epoxide [2C]	CT,NH,NY,ME,NC,VA
Hexachlorobenzene	NC
Hexachlorobenzene [2C]	NC
Methoxychlor	CT,NH,NY,ME,NC,VA
Methoxychlor [2C]	CT,NH,NY,ME,NC,VA
Toxaphene	CT,NH,NY,ME,NC,VA
Toxaphene [2C]	CT,NH,NY,ME,NC,VA
SW-846 8082A in Water	
Aroclor-1016	CT,NH,NY,NC,ME,VA
Aroclor-1016 [2C]	CT,NH,NY,NC,ME,VA
Aroclor-1221	CT,NH,NY,NC,ME,VA
Aroclor-1221 [2C]	CT,NH,NY,NC,ME,VA
Aroclor-1232	CT,NH,NY,NC,ME,VA
Aroclor-1232 [2C]	CT,NH,NY,NC,ME,VA
Aroclor-1242	CT,NH,NY,NC,ME,VA
Aroclor-1242 [2C]	CT,NH,NY,NC,ME,VA
Aroclor-1248	CT,NH,NY,NC,ME,VA
Aroclor-1248 [2C]	CT,NH,NY,NC,ME,VA
Aroclor-1254	CT,NH,NY,NC,ME,VA
Aroclor-1254 [2C]	CT,NH,NY,NC,ME,VA
Aroclor-1260	CT,NH,NY,NC,ME,VA
Aroclor-1260 [2C]	CT,NH,NY,NC,ME,VA
Aroclor-1262	NH,NY,NC,ME,VA
Aroclor-1262 [2C]	NH,NY,NC,ME,VA
Aroclor-1268	NH,NY,NC,ME,VA
Aroclor-1268 [2C]	NH,NY,NC,ME,VA
SW-846 8260C in Water	
Acetone	CT,NH,NY,ME
Acrylonitrile	CT,NY,ME
Benzene	CT,NH,NY,ME
Bromobenzene	NY

39 Spruce Street * East Longmeadow, MA 01028 * FAX 413/525-6405 * TEL. 413/525-2332

CERTIFICATIONS

Certified Analyses included in this Report

Analyte	Certifications
SW-846 8260C in Water	
Bromodichloromethane	CT,NH,NY,ME
Bromoform	CT,NH,NY,ME
Bromomethane	CT,NH,NY,ME
2-Butanone (MEK)	CT,NH,NY,ME
n-Butylbenzene	NY,ME
sec-Butylbenzene	NY,ME
tert-Butylbenzene	NY,ME
Carbon Disulfide	CT,NH,NY,ME
Carbon Tetrachloride	CT,NH,NY,ME
Chlorobenzene	CT,NH,NY,ME
Chlorodibromomethane	CT,NH,NY,ME
Chloroethane	CT,NH,NY,ME
Chloroform	CT,NH,NY,ME
Chloromethane	CT,NH,NY,ME
2-Chlorotoluene	NY,ME
4-Chlorotoluene	NY,ME
Dibromomethane	NH,NY,ME
1,2-Dichlorobenzene	CT,NY,ME
1,3-Dichlorobenzene	CT,NH,NY,ME
1,4-Dichlorobenzene	CT,NH,NY,ME
trans-1,4-Dichloro-2-butene	NH,NY,ME
Dichlorodifluoromethane (Freon 12)	NH,NY,ME
1,1-Dichloroethane	CT,NH,NY,ME
1,2-Dichloroethane	CT,NH,NY,ME
1,1-Dichloroethylene	CT,NH,NY,ME
cis-1,2-Dichloroethylene	NY,ME
trans-1,2-Dichloroethylene	CT,NH,NY,ME
1,2-Dichloropropane	CT,NH,NY,ME
1,3-Dichloropropane	NY,ME
2,2-Dichloropropane	NH,NY,ME
1,1-Dichloropropene	NH,NY,ME
cis-1,3-Dichloropropene	CT,NH,NY,ME
trans-1,3-Dichloropropene	CT,NH,NY,ME
Ethylbenzene	CT,NH,NY,ME
Hexachlorobutadiene	CT,NH,NY,ME
2-Hexanone (MBK)	CT,NH,NY,ME
Isopropylbenzene (Cumene)	NY,ME
p-Isopropyltoluene (p-Cymene)	CT,NH,NY,ME
Methyl tert-Butyl Ether (MTBE)	CT,NH,NY,ME
Methylene Chloride	CT,NH,NY,ME
4-Methyl-2-pentanone (MIBK)	CT,NH,NY,ME
Naphthalene	NH,NY,ME
n-Propylbenzene	CT,NH,NY,ME
Styrene	CT,NH,NY,ME
1,1,1,2-Tetrachloroethane	CT,NH,NY,ME
1,1,2,2-Tetrachloroethane	CT,NH,NY,ME
Tetrachloroethylene	CT,NH,NY,ME

39 Spruce Street * East Longmeadow, MA 01028 * FAX 413/525-6405 * TEL. 413/525-2332

CERTIFICATIONS

Certified Analyses included in this Report

Analyte	Certifications
SW-846 8260C in Water	
Toluene	CT,NH,NY,ME
1,2,3-Trichlorobenzene	NH,NY,ME
1,2,4-Trichlorobenzene	CT,NH,NY,ME
1,1,1-Trichloroethane	CT,NH,NY,ME
1,1,2-Trichloroethane	CT,NH,NY,ME
Trichloroethylene	CT,NH,NY,ME
Trichlorofluoromethane (Freon 11)	CT,NH,NY,ME
1,2,3-Trichloropropane	NH,NY,ME
1,1,2-Trichloro-1,2,2-trifluoroethane (Freon 113)	NY
1,2,4-Trimethylbenzene	NY,ME
1,3,5-Trimethylbenzene	NY,ME
Vinyl Chloride	CT,NH,NY,ME
m+p Xylene	NH,NY,ME
o-Xylene	NH,NY,ME
SW-846 8270D in Water	
Aniline	CT,NY
Bis(2-chloroethoxy)methane	CT,NY,NH
Bis(2-chloroethyl)ether	CT,NY,NH
Bis(2-chloroisopropyl)ether	CT,NY,NH
Bis(2-Ethylhexyl)phthalate	CT,NY,NH
4-Bromophenylphenylether	CT,NY,NH
Butylbenzylphthalate	CT,NY,NH
4-Chloroaniline	CT,NY,NH
4-Chloro-3-methylphenol	CT,NY,NH
2-Chloronaphthalene	CT,NY,NH
2-Chlorophenol	CT,NY,NH
4-Chlorophenylphenylether	CT,NY,NH
Dibenzofuran	CT,NY,NH
Di-n-butylphthalate	CT,NY,NH
1,2-Dichlorobenzene	NY
1,3-Dichlorobenzene	NY
1,4-Dichlorobenzene	NY
3,3-Dichlorobenzidine	CT,NY,NH
2,4-Dichlorophenol	CT,NY,NH
Diethylphthalate	CT,NY,NH
2,4-Dimethylphenol	CT,NY,NH
Dimethylphthalate	CT,NY,NH
4,6-Dinitro-2-methylphenol	CT,NY,NH
2,4-Dinitrophenol	CT,NY,NH
2,4-Dinitrotoluene	CT,NY,NH
2,6-Dinitrotoluene	CT,NY,NH
Di-n-octylphthalate	CT,NY,NH
Hexachlorobenzene	CT,NY,NH
Hexachlorobutadiene	CT,NY,NH
Hexachlorocyclopentadiene	CT,NY,NH
Hexachloroethane	CT,NY,NH

39 Spruce Street * East Longmeadow, MA 01028 * FAX 413/525-6405 * TEL. 413/525-2332

CERTIFICATIONS

Certified Analyses included in this Report

Analyte	Certifications
SW-846 8270D in Water	
Isophorone	CT,NY,NH
2-Methylphenol	CT,NY,NH
3/4-Methylphenol	CT,NY,NH
Naphthalene	CT,NY,NH
2-Nitroaniline	CT,NY,NH
3-Nitroaniline	CT,NY,NH
4-Nitroaniline	CT,NY,NH
Nitrobenzene	CT,NY,NH
2-Nitrophenol	CT,NY,NH
4-Nitrophenol	CT,NY,NH
N-Nitrosodiphenylamine	CT,NY,NH
N-Nitrosodi-n-propylamine	CT,NY,NH
Pentachlorophenol	CT,NY,NH
Phenol	CT,NY,NH
Pyridine	CT,NY,NH
1,2,4,5-Tetrachlorobenzene	NY
1,2,4-Trichlorobenzene	CT,NY,NH
2,4,5-Trichlorophenol	CT,NY,NH
2,4,6-Trichlorophenol	CT,NY,NH

The CON-TEST Environmental Laboratory operates under the following certifications and accreditations:

Code	Description	Number	Expires
AIHA	AIHA-LAP, LLC - ISO17025:2005	100033	02/1/2018
MA	Massachusetts DEP	M-MA100	06/30/2018
CT	Connecticut Department of Publilc Health	PH-0567	09/30/2017
NY	New York State Department of Health	10899 NELAP	04/1/2018
NH-S	New Hampshire Environmental Lab	2516 NELAP	02/5/2018
RI	Rhode Island Department of Health	LAO00112	12/30/2017
NC	North Carolina Div. of Water Quality	652	12/31/2017
NJ	New Jersey DEP	MA007 NELAP	06/30/2018
FL	Florida Department of Health	E871027 NELAP	06/30/2018
VT	Vermont Department of Health Lead Laboratory	LL015036	07/30/2018
ME	State of Maine	2011028	06/9/2019
VA	Commonwealth of Virginia	460217	12/14/2017
NH-P	New Hampshire Environmental Lab	2557 NELAP	09/6/2017
VT-DW	Vermont Department of Health Drinking Water	VT-255716	06/12/2018
NC-DW	North Carolina Department of Health	25703	07/31/2018

con-test ANALYTICAL LABORATORY

17H1571

Phone: 413-525-2332
Fax: 413-525-6405
Email: info@contestlabs.com

http://www.contestlabs.com

CHAIN OF CUSTODY RECORD

Doc # 381 Rev 1_03242017

39 Spruce Street
East Longmeadow, MA 01028

Page 1 of 2

Company Name:	AECOM
Address:	500 Enterprise Dr
Phone:	860 263 5800
Project Name:	Greenwich High School
Project Location:	Greenwich, CT
Project Number:	60432356 0800.3
Project Manager:	Matt Rood
Con-Test Quote Name/Number:	
Invoice Recipient:	Matt Rood
Sampled By:	J. Christopher

Requested Turnaround Time
7-Day ☐ 10-Day ☐
Due Date:

Rush-Approval Required
1-Day ☐ 3-Day ☐
2-Day ☐ 4-Day ☐

Data Delivery
Format: PDF ☒ EXCEL ☒
Other: EQUIS
CLP Like Data Pkg Required: ☐
Email To: matthew.rood@aecom.com
Fax To #:

Con-Test Work Order#	Client Sample ID / Description	~~Beginning~~ Date/~~Time~~	~~Ending~~ Date/Time	Composite	Grab	Matrix Code	Conc Code	PCBs Homologs Method 680	2	1	A
01	MW-Y9-D-082417-1	8/24/17	1015		X	GW	U	X			
02	MW-Y9-082417-1	8/24/17	1020		X	GW	U	X			
03	MW-AA12-D-082417-1	8/24/17	1110		X	GW	U	X			
04	MW-AA12-082417-1	8/24/17	1120		X	GW	U	X			
05	MW-AJ13-082917-1	8/29/17	835		X	GW	U	X			
06	MW-AJ13D-082917-1	8/29/17	938		X	GW	U	X			
07	MW-AL10-082917-1	8/29/17	929		X	GW	U	X			
08	MW-AM16-082917-1	8/29/17	1042		X	GW	U	X			
09	MW-AM16-D-082917-1	8/29/17	1045		X	GW	U	X			
10	MW-Y15-082917-1	8/29/17	1149		X	GW	U	X			
Comments: 11	MW-Y15-D-082917-1	8/29/17	1148		X	GW	U	X			

ANALYSIS REQUESTED

Dissolved Metals Samples
○ Field Filtered
○ Lab to Filter

Orthophosphate Samples
○ Field Filtered
○ Lab to Filter

# of Containers
[2] Preservation Code
[3] Container Code

Please use the following codes to indicate possible sample concentration within the **Conc Code** column above:
H - High; M - Medium; L - Low; C - Clean; U - Unknown

[1] **Matrix Codes:**
GW = Ground Water
WW = Waste Water
DW = Drinking Water
A = Air
S = Soil
SL = Sludge
SOL = Solid
O = Other (please define)

[2] **Preservation Codes:**
I = Iced
H = HCL
M = Methanol
N = Nitric Acid
S = Sulfuric Acid
B = Sodium Bisulfate
X = Sodium Hydroxide
T = Sodium Thiosulfate
O = Other (please define)

[3] **Container Codes:**
A = Amber Glass
G = Glass
P = Plastic
ST = Sterile
V = Vial
S = Summa Canister
T = Tedlar Bag
O = Other (please define)

Relinquished by: (signature)		Date/Time: 8/30/17 1115
Received by: (signature)		Date/Time: 8/30/17 1115
Relinquished by: (signature)		Date/Time: 8/30/17 1230
Received by: (signature)	Tom Mair	Date/Time: 8/30/17 1230
Relinquished by: (signature)	Tom Mair	Date/Time: 8/30/17 1830
Received by: (signature)	3.3, 3.6, 4.4	Date/Time: 8/30/17 1830

Detection Limit Requirements
MA
CT GWPC / SWPC
Other

Special Requirements
☐ MA MCP Required
☐ MCP Certification Form Required
☒ CT RCP Required
☐ RCP Certification Form Required
☐ MA State DW Required
PWSID #

con-test ANALYTICAL LABORATORY
www.contestlabs.com
NELAC and AIHA-LAP, LLC Accredited

Project Entity
☐ Government ☒ Municipality ☐ MWRA ☐ WRTA
☐ Federal ☐ 21 J ☐ School
☐ City ☐ Brownfield ☐ MBTA

Other
☐ Chromatogram
☐ AIHA-LAP, LLC

PCB ONLY
☐ Soxhlet
☐ Non Soxhlet

Table of Contents

con-test ANALYTICAL LABORATORY

Phone: 413-525-2332
Fax: 413-525-6405
Email: info@contestlabs.com

17H1571

http://www.contestlabs.com

Doc # 381 Rev 1_03242017

CHAIN OF CUSTODY RECORD

39 Spruce Street
East Longmeadow, MA 01028

Company Name:	AECOM
Address:	500 Enterprise Dr
Phone:	860 263 5800
Project Name:	Greenwich High School
Project Location:	Greenwich, CT
Project Number:	60432356 0800.3
Project Manager:	Matt Rood
Con-Test Quote Name/Number:	
Invoice Recipient:	Matt Rood
Sampled By:	J. Christopher

Requested Turnaround Time
7-Day ☐ 10-Day ☐
Due Date:

Rush Approval Required
1-Day ☐ 3-Day ☐
2-Day ☐ 4-Day ☐

Data Delivery
Format: PDF ☑ EXCEL ☑
Other: EQUIS
CLP Like Data Pkg Required: ☐
Email To: Matthew.rood@aecom.com
Fax To #:

Con-Test Work Order#	Client Sample ID / Description	Beginning Date/Time	Ending Date/Time	Composite	Grab	[1]Matrix Code	Conc Code	Flashpoint	pH + Conductivity	Total Metals	8151	PCB's 8081	8270	8260 VOC	TCLP Metals	CT ETPH			# of Containers
								1	1	1	2	2	2	3	1	2			[2]Preservation Code
								I	I	IN	I	I	I	IH	I	H			[3]Container Code
								A	P	P	A	A	A	V	A	A			
X12	GHS-Waste Class-082917-1	8/29/17	1212	X		GW	U	X	X	X	X	X	X	X	X	X			

ANALYSIS REQUESTED

Dissolved Metals Samples
○ Field Filtered
○ Lab to Filter

Orthophosphate Samples
○ Field Filtered
○ Lab to Filter

[1] **Matrix Codes:**
GW = Ground Water
WW = Waste Water
DW = Drinking Water
A = Air
S = Soil
SL = Sludge
SOL = Solid
O = Other (please define)

[2] **Preservation Codes:**
I = Iced
H = HCL
M = Methanol
N = Nitric Acid
S = Sulfuric Acid
B = Sodium Bisulfate
X = Sodium Hydroxide
T = Sodium Thiosulfate
O = Other (please define)

[3] **Container Codes:**
A = Amber Glass
G = Glass
P = Plastic
ST = Sterile
V = Vial
S = Summa Canister
T = Tedlar Bag
O = Other (please define)

Comments:

Please use the following codes to indicate possible sample concentration within the **Conc Code** column above:
H - High; M - Medium; L - Low; C - Clean; U - Unknown

Relinquished by: (signature)	Date/Time: 8/30/17 1115	
Received by: (signature)	Date/Time: 8/30/17 1115	
Relinquished by: (signature)	Date/Time: 8/30/17 1230	
Received by: (signature) Tom Mair 8/30/17	Date/Time: 1230	
Relinquished by: (signature) Tom Mair 8/30/17	Date/Time: 1830	
Received by: (signature) 3.3°C 3.4, 4.1° 8/30/17	Date/Time: 1830	

Detection Limit Requirements
MA
RT
GWPC / SWPC
Other

Special Requirements
☐ MA MCP Required
MCP Certification Form Required
☑ CT RCP Required
RCP Certification Form Required
☐ MA State DW Required
PWSID #

con-test ANALYTICAL LABORATORY
www.contestlabs.com
NELAC and AIHA-LAP, LLC Accredited

Project Entity
☐ Government ☑ Municipality ☐ MWRA ☐ WRTA
☐ Federal ☐ 21 J ☐ School
☐ City ☐ Brownfield ☐ MBTA

Other
☐ Chromatogram
☐ *AIHA-LAP,LLC*

PCB ONLY
☐ Soxhlet
☐ Non Soxhlet

Table of Contents

39 Spruce St.
East Longmeadow, MA. 01028
P: 413-525-2332
F: 413-525-6405
www.contestlabs.com

con-test® ANALYTICAL LABORATORY

Doc# 277 Rev 5 2017

Login Sample Receipt Checklist - (Rejection Criteria Listing - Using Acceptance Policy) Any False Statement will be brought to the attention of the Client - State True or False

Client AECOM

Received By RLF Date 8/30/17 Time 1830

How were the samples received? In Cooler T No Cooler ____ On Ice T No Ice ____ Direct from Sampling ____ Ambient ____ Melted Ice ____

Were samples within Temperature? 2-6°C T By Gun # 1 Actual Temp - 3.3, 3.6, 4.1°C By Blank # ____ Actual Temp - ____

Was Custody Seal Intact? NA Were Samples Tampered with? NA

Was COC Relinquished ? T Does Chain Agree With Samples? T

Are there broken/leaking/loose caps on any samples? F

Is COC in ink/ Legible? T Were samples received within holding time? T

Did COC include all pertinent Information? Client T Analysis T Sampler Name T Project T ID's T Collection Dates/Times T

Are Sample labels filled out and legible? T

Are there Lab to Filters? F Who was notified? ____

Are there Rushes? F Who was notified? ____

Are there Short Holds? T Who was notified? David

Is there enough Volume? T

Is there Headspace where applicable? F MS/MSD? NA

Proper Media/Containers Used? T Is splitting samples required? F

Were trip blanks received? F On COC? NA

Do all samples have the proper pH? Acid T Base NA

Vials	#	Containers:	#		#		#
Unp-		1 Liter Amb.	31	1 Liter Plastic	1	16 oz Amb.	
HCL-	3	500 mL Amb.		500 mL Plastic		8oz Amb/Clear	
Meoh-		250 mL Amb.		250 mL Plastic	1	4oz Amb/Clear	
Bisulfate-		Col./Bacteria		Flashpoint	1	2oz Amb/Clear	
DI-		Other Plastic		Other Glass		Encore	
Thiosulfate-		SOC Kit		Plastic Bag		Frozen:	
Sulfuric-		Perchlorate		Ziplock			

Unused Media

Vials	#	Containers:	#		#		#
Unp-		1 Liter Amb.		1 Liter Plastic		16 oz Amb.	
HCL-		500 mL Amb.		500 mL Plastic		8oz Amb/Clear	
Meoh-		250 mL Amb.		250 mL Plastic		4oz Amb/Clear	
Bisulfate-		Col./Bacteria		Flashpoint		2oz Amb/Clear	
DI-		Other Plastic		Other Glass		Encore	
Thiosulfate-		SOC Kit		Plastic Bag		Frozen:	
Sulfuric-		Perchlorate		Ziplock			

Comments:

D:\HPCHEM\1\DATA\A090717\A0907006.D

CT ETPH DISCRIMINATION CHECK

Date Acquired	9/7/17
Data File Name	A0907006.D
Sample Name	ETPH 1500
Instrument Name	5890DFID

Compound	Ret Time	Target Response	Average Response	*%D +/- 20
c - 9	1.29	443667	481249	-8
c - 10	1.64	452138	481249	-6
c - 12	2.37	472407	481249	-2
c - 14	3.04	486415	481249	1
c - 16	3.65	500002	481249	4
c - 18	4.29	495386	481249	3
o-Terphenyl	4.57	548797	481249	
c - 20	4.89	501618	481249	4
c - 22	5.39	509861	481249	6
c - 24	5.83	478510	481249	-1
c - 26	6.23	500753	481249	4
c - 28	6.59	491694	481249	2
c - 30	6.92	483060	481249	0
c - 32	7.24	467112	481249	-3
c - 34	7.53	467528	481249	-3
c - 36	7.88	468589	481249	-3

* One compound allowed %D </= 50%

Samples

17H1620-05
17H1620-06
17H1620-07
17H1620-08
17H1620-09

D:\HPCHEM\1\DATA\A090717.SEC\A0907007.D

CT ETPH DISCRIMINATION CHECK

Date Acquired	9/7/17
Data File Name	A0907007.D
Sample Name	ETPH 1500
Instrument Name	5890DFID

Compound	Ret Time	Target Response	Average Response	*%D +/- 20
c - 9	1.28	486639	511294	-5
c - 10	1.62	492059	511294	-4
c - 12	2.34	508351	511294	-1
c - 14	3.01	520150	511294	2
c - 16	3.61	532970	511294	4
c - 18	4.23	525387	511294	3
o-Terphenyl	4.51	584433	511294	
c - 20	4.83	529480	511294	4
c - 22	5.34	534989	511294	5
c - 24	5.77	499349	511294	-2
c - 26	6.17	521777	511294	2
c - 28	6.52	513539	511294	0
c - 30	6.86	509029	511294	0
c - 32	7.17	495800	511294	-3
c - 34	7.46	499158	511294	-2
c - 36	7.77	500726	511294	-2

* One compound allowed %D </= 50%

Samples

17H1567-01
17H1567-02
17H1567-03
17H1567-04
17H1567-05
17H1567-06
17H1567-07
17H1625-01
17H1625-02
17H1625-03@5X
17H1625-04@5X
17H1625-05@5X
17H1625-06@10X
17H1625-07@25X
17H1625-08
17H1571-12@5X

REASONABLE CONFIDENCE PROTOCOL
LABORATORY ANALYSIS QA/QC CERTIFICATION FORM

Laboratory Name: Con-Test Analytical Laboratory

Client: AECOM Environment - Rocky Hill, CT

Project Location: Greenwich High School

Project Number: 17H1571

Laboratory Sample ID(s):

17H1571-01 thru 17H1571-12

Sample Date(s):

08/24/2017,
08/29/2017

List RCP Methods Used:

CTDEP ETPH, SW-846 6010C-D, SW-846 6020A-B, SW-846 7470A, SW-846 8081B, SW-846 8082A, SW-846 8151A, SW-846 8260C, SW-846 8270D

1	For each analytical method referenced in this laboratory report package, were all specified QA/QC performance criteria followed, including the requirement to explain any criteria falling outside of acceptable guidelines, as specified in the CTDEP method-specific Reasonable Confidence Protocol documents?	☑ Yes ☐ No
1A	Were the method specified preservation and holding time requirements met?	☑ Yes ☐ No
1B	VPH and EPH Methods only: Was the VPH and EPH method conducted without significant modifications (see Section 11.3 of respective RCP methods)?	☐ Yes ☐ No ☑ N/A
2	Were all samples received by the laboratory in a condition consistent with that described on the associated chain-of-custody document(s)?	☑ Yes ☐ No
3	Were samples received at an appropriate temperature (< 6 degrees C.)?	☑ Yes ☐ No ☐ N/A
4	Were all QA/QC performance criteria specified in the CTDEP Reasonable Confidence Protocol documents achieved?	☐ Yes ☑ No
5A	Were reporting limits specified or referenced on the chain-of-custody?	☑ Yes ☐ No
5B	Were these reporting limits met?	☐ Yes ☑ No
6	For each analytical method referenced in this laboratory report package, were results reported for all constituents identified in the method-specific analyte lists presented in the Reasonable Confidence Protocol documents?	☐ Yes ☑ No
7	Are project-specific matrix spikes and laboratory duplicates included in this data set?	☑ Yes ☐ No

Notes: For all questions to which the response was "No" (with the exception of question #7), additional information must be provided in an attached narrative. If the answer to question #1, #1A, or #1B is "No", the data package does not meet the requirements for "Reasonable Confidence."
This form may not be altered and all questions must be answered.

I, the undersigned, attest under the pains and penalties of perjury that, to the best of my knowledge and belief and based upon my personal inquiry of those responsible for providing the information contained in this analytical report, such information is accurate and complete.

Authorized Signature:  **Position:** **Project Manager**

Printed Name: **Lisa A. Worthington** **Date:** **09/12/17**

Name of Laboratory: **Con-Test Analytical Laboratory**

This certification form is to be used for RCP methods only.

con-test® ANALYTICAL LABORATORY
39 Spruce Street * East Longmeadow, MA 01028 * FAX 413/525-6405 * TEL. 413/525-2332

December 1, 2017

Matthew Rood
AECOM Environment - Rocky Hill, CT
500 Enterprise Drive, Suite 1A
Rocky Hill, CT 06067

Project Location: Greenwich, CT
Client Job Number:
Project Number: 60432356.0500
Laboratory Work Order Number: 17K0813

Enclosed are results of analyses for samples received by the laboratory on November 14, 2017. If you have any questions concerning this report, please feel free to contact me.

Sincerely,



Aaron L. Benoit
Project Manager

Table of Contents

Sample Summary 3

Case Narrative 4

Sample Results 5

17K0813-01 5

17K0813-02 6

17K0813-03 7

17K0813-04 8

17K0813-05 9

17K0813-06 10

17K0813-07 11

17K0813-08 12

17K0813-09 13

17K0813-10 14

17K0813-11 15

17K0813-12 16

Sample Preparation Information 17

QC Data 18

PCB Homologues by GC/MS Water 18

B191402 18

Flag/Qualifier Summary 19

Certifications 20

Chain of Custody/Sample Receipt 21

39 Spruce Street * East Longmeadow, MA 01028 * FAX 413/525-6405 * TEL. 413/525-2332

AECOM Environment - Rocky Hill, CT
500 Enterprise Drive, Suite 1A
Rocky Hill, CT 06067
ATTN: Matthew Rood

REPORT DATE: 12/1/2017

PURCHASE ORDER NUMBER: 92512ACM

PROJECT NUMBER: 60432356.0500

ANALYTICAL SUMMARY

WORK ORDER NUMBER: 17K0813

The results of analyses performed on the following samples submitted to the CON-TEST Analytical Laboratory are found in this report.

PROJECT LOCATION: Greenwich, CT

FIELD SAMPLE #	LAB ID:	MATRIX	SAMPLE DESCRIPTION	TEST	SUB LAB
MW-AE8-111417-1	17K0813-01	Ground Water		EPA 680 Modified	
MW-Y15-111417-1	17K0813-02	Ground Water		EPA 680 Modified	
MW-Y15D-111417-1	17K0813-03	Ground Water		EPA 680 Modified	
MW-AL10-111417-1	17K0813-04	Ground Water		EPA 680 Modified	
MW-AG10-111417-1	17K0813-05	Ground Water		EPA 680 Modified	
MW-AA12D-111417-1	17K0813-06	Ground Water		EPA 680 Modified	
MW-Y9D-111417-1	17K0813-07	Ground Water		EPA 680 Modified	
MW-Y9-111417-1	17K0813-08	Ground Water		EPA 680 Modified	
MW-AJ13D-111417-1	17K0813-09	Ground Water		EPA 680 Modified	
MW-AJ13-111417-1	17K0813-10	Ground Water		EPA 680 Modified	
MW-X17-111417-1	17K0813-11	Ground Water		EPA 680 Modified	
MW-V18-111417-1	17K0813-12	Ground Water		EPA 680 Modified	

39 Spruce Street * East Longmeadow, MA 01028 * FAX 413/525-6405 * TEL. 413/525-2332

CASE NARRATIVE SUMMARY

All reported results are within defined laboratory quality control objectives unless listed below or otherwise qualified in this report.

The results of analyses reported only relate to samples submitted to the Con-Test Analytical Laboratory for testing.
I certify that the analyses listed above, unless specifically listed as subcontracted, if any, were performed under my direction according to the approved methodologies listed in this document, and that based upon my inquiry of those individuals immediately responsible for obtaining the information, the material contained in this report is, to the best of my knowledge and belief, accurate and complete.



Lisa A. Worthington
Project Manager

con-test® ANALYTICAL LABORATORY
39 Spruce Street * East Longmeadow, MA 01028 * FAX 413/525-6405 * TEL. 413/525-2332

Project Location: Greenwich, CT | Sample Description: | Work Order: 17K0813

Date Received: 11/14/2017

Field Sample #: MW-AE8-111417-1 | Sampled: 11/14/2017 08:10

Sample ID: 17K0813-01

Sample Matrix: Ground Water

PCB Homologues by GC/MS Water

Analyte	Results	RL	Units	Dilution	Flag/Qual	Method	Date Prepared	Date/Time Analyzed	Analyst
Monochlorobiphenyls	ND	0.0010	µg/L	1		EPA 680 Modified	11/20/17	11/29/17 5:37	CJM
Dichlorobiphenyls	ND	0.0010	µg/L	1		EPA 680 Modified	11/20/17	11/29/17 5:37	CJM
Trichlorobiphenyls	0.024	0.0010	µg/L	1		EPA 680 Modified	11/20/17	11/29/17 5:37	CJM
Tetrachlorobiphenyls	0.11	0.0020	µg/L	1		EPA 680 Modified	11/20/17	11/29/17 5:37	CJM
Pentachlorobiphenyls	0.053	0.0020	µg/L	1		EPA 680 Modified	11/20/17	11/29/17 5:37	CJM
Hexachlorobiphenyls	ND	0.0020	µg/L	1		EPA 680 Modified	11/20/17	11/29/17 5:37	CJM
Heptachlorobiphenyls	ND	0.0030	µg/L	1		EPA 680 Modified	11/20/17	11/29/17 5:37	CJM
Octachlorobiphenyls	ND	0.0030	µg/L	1		EPA 680 Modified	11/20/17	11/29/17 5:37	CJM
Nonachlorobiphenyls	ND	0.0050	µg/L	1		EPA 680 Modified	11/20/17	11/29/17 5:37	CJM
Decachlorobiphenyl	ND	0.0050	µg/L	1		EPA 680 Modified	11/20/17	11/29/17 5:37	CJM
Total Polychlorinated biphenyls	0.19		µg/L	1		EPA 680 Modified	11/20/17	11/29/17 5:37	CJM

Surrogates	% Recovery	Recovery Limits	Flag/Qual	
Tetrachloro-m-xylene	78.5	50-125		11/29/17 5:37

con-test® ANALYTICAL LABORATORY
39 Spruce Street * East Longmeadow, MA 01028 * FAX 413/525-6405 * TEL. 413/525-2332

Project Location: Greenwich, CT | Sample Description: | Work Order: 17K0813

Date Received: 11/14/2017

Field Sample #: MW-Y15-111417-1 | Sampled: 11/14/2017 08:40

Sample ID: 17K0813-02

Sample Matrix: Ground Water

PCB Homologues by GC/MS Water

Analyte	Results	RL	Units	Dilution	Flag/Qual	Method	Date Prepared	Date/Time Analyzed	Analyst
Monochlorobiphenyls	4.1	0.0010	µg/L	1		EPA 680 Modified	11/20/17	11/29/17 6:15	CJM
Dichlorobiphenyls	4.8	0.0010	µg/L	1		EPA 680 Modified	11/20/17	11/29/17 6:15	CJM
Trichlorobiphenyls	0.88	0.0010	µg/L	1		EPA 680 Modified	11/20/17	11/29/17 6:15	CJM
Tetrachlorobiphenyls	0.20	0.0020	µg/L	1		EPA 680 Modified	11/20/17	11/29/17 6:15	CJM
Pentachlorobiphenyls	0.031	0.0020	µg/L	1		EPA 680 Modified	11/20/17	11/29/17 6:15	CJM
Hexachlorobiphenyls	ND	0.0020	µg/L	1		EPA 680 Modified	11/20/17	11/29/17 6:15	CJM
Heptachlorobiphenyls	ND	0.0030	µg/L	1		EPA 680 Modified	11/20/17	11/29/17 6:15	CJM
Octachlorobiphenyls	ND	0.0030	µg/L	1		EPA 680 Modified	11/20/17	11/29/17 6:15	CJM
Nonachlorobiphenyls	ND	0.0050	µg/L	1		EPA 680 Modified	11/20/17	11/29/17 6:15	CJM
Decachlorobiphenyl	ND	0.0050	µg/L	1		EPA 680 Modified	11/20/17	11/29/17 6:15	CJM
Total Polychlorinated biphenyls	10		µg/L	1		EPA 680 Modified	11/20/17	11/29/17 6:15	CJM

Surrogates	% Recovery	Recovery Limits	Flag/Qual	
Tetrachloro-m-xylene	73.1	50-125		11/29/17 6:15

con-test® ANALYTICAL LABORATORY
39 Spruce Street * East Longmeadow, MA 01028 * FAX 413/525-6405 * TEL. 413/525-2332

Project Location: Greenwich, CT | Sample Description: | Work Order: 17K0813

Date Received: 11/14/2017

Field Sample #: MW-Y15D-111417-1 | Sampled: 11/14/2017 08:35

Sample ID: 17K0813-03

Sample Matrix: Ground Water

PCB Homologues by GC/MS Water

Analyte	Results	RL	Units	Dilution	Flag/Qual	Method	Date Prepared	Date/Time Analyzed	Analyst
Monochlorobiphenyls	0.023	0.0010	µg/L	1		EPA 680 Modified	11/20/17	11/29/17 6:52	CJM
Dichlorobiphenyls	0.13	0.0010	µg/L	1		EPA 680 Modified	11/20/17	11/29/17 6:52	CJM
Trichlorobiphenyls	0.13	0.0010	µg/L	1		EPA 680 Modified	11/20/17	11/29/17 6:52	CJM
Tetrachlorobiphenyls	0.071	0.0020	µg/L	1		EPA 680 Modified	11/20/17	11/29/17 6:52	CJM
Pentachlorobiphenyls	ND	0.0020	µg/L	1		EPA 680 Modified	11/20/17	11/29/17 6:52	CJM
Hexachlorobiphenyls	ND	0.0020	µg/L	1		EPA 680 Modified	11/20/17	11/29/17 6:52	CJM
Heptachlorobiphenyls	ND	0.0030	µg/L	1		EPA 680 Modified	11/20/17	11/29/17 6:52	CJM
Octachlorobiphenyls	ND	0.0030	µg/L	1		EPA 680 Modified	11/20/17	11/29/17 6:52	CJM
Nonachlorobiphenyls	ND	0.0050	µg/L	1		EPA 680 Modified	11/20/17	11/29/17 6:52	CJM
Decachlorobiphenyl	ND	0.0050	µg/L	1		EPA 680 Modified	11/20/17	11/29/17 6:52	CJM
Total Polychlorinated biphenyls	0.36		µg/L	1		EPA 680 Modified	11/20/17	11/29/17 6:52	CJM

Surrogates	% Recovery	Recovery Limits	Flag/Qual	
Tetrachloro-m-xylene	78.4	50-125		11/29/17 6:52

con-test® ANALYTICAL LABORATORY
39 Spruce Street * East Longmeadow, MA 01028 * FAX 413/525-6405 * TEL. 413/525-2332

Project Location: Greenwich, CT | Sample Description: | Work Order: 17K0813

Date Received: 11/14/2017

Field Sample #: MW-AL10-111417-1 | Sampled: 11/14/2017 08:55

Sample ID: 17K0813-04

Sample Matrix: Ground Water

PCB Homologues by GC/MS Water

Analyte	Results	RL	Units	Dilution	Flag/Qual	Method	Date Prepared	Date/Time Analyzed	Analyst
Monochlorobiphenyls	ND	0.0010	µg/L	1		EPA 680 Modified	11/20/17	11/29/17 7:29	CJM
Dichlorobiphenyls	ND	0.0010	µg/L	1		EPA 680 Modified	11/20/17	11/29/17 7:29	CJM
Trichlorobiphenyls	ND	0.0010	µg/L	1		EPA 680 Modified	11/20/17	11/29/17 7:29	CJM
Tetrachlorobiphenyls	ND	0.0020	µg/L	1		EPA 680 Modified	11/20/17	11/29/17 7:29	CJM
Pentachlorobiphenyls	ND	0.0020	µg/L	1		EPA 680 Modified	11/20/17	11/29/17 7:29	CJM
Hexachlorobiphenyls	ND	0.0020	µg/L	1		EPA 680 Modified	11/20/17	11/29/17 7:29	CJM
Heptachlorobiphenyls	ND	0.0030	µg/L	1		EPA 680 Modified	11/20/17	11/29/17 7:29	CJM
Octachlorobiphenyls	ND	0.0030	µg/L	1		EPA 680 Modified	11/20/17	11/29/17 7:29	CJM
Nonachlorobiphenyls	ND	0.0050	µg/L	1		EPA 680 Modified	11/20/17	11/29/17 7:29	CJM
Decachlorobiphenyl	ND	0.0050	µg/L	1		EPA 680 Modified	11/20/17	11/29/17 7:29	CJM
Total Polychlorinated biphenyls	0.0		µg/L	1		EPA 680 Modified	11/20/17	11/29/17 7:29	CJM

Surrogates	% Recovery	Recovery Limits	Flag/Qual	
Tetrachloro-m-xylene	77.7	50-125		11/29/17 7:29

con-test® ANALYTICAL LABORATORY
39 Spruce Street * East Longmeadow, MA 01028 * FAX 413/525-6405 * TEL. 413/525-2332

Project Location: Greenwich, CT | Sample Description: | Work Order: 17K0813

Date Received: 11/14/2017

Field Sample #: MW-AG10-111417-1 | Sampled: 11/14/2017 09:27

Sample ID: 17K0813-05

Sample Matrix: Ground Water

PCB Homologues by GC/MS Water

Analyte	Results	RL	Units	Dilution	Flag/Qual	Method	Date Prepared	Date/Time Analyzed	Analyst
Monochlorobiphenyls	0.010	0.0010	µg/L	1		EPA 680 Modified	11/20/17	11/29/17 8:07	CJM
Dichlorobiphenyls	0.10	0.0010	µg/L	1		EPA 680 Modified	11/20/17	11/29/17 8:07	CJM
Trichlorobiphenyls	0.071	0.0010	µg/L	1		EPA 680 Modified	11/20/17	11/29/17 8:07	CJM
Tetrachlorobiphenyls	0.072	0.0020	µg/L	1		EPA 680 Modified	11/20/17	11/29/17 8:07	CJM
Pentachlorobiphenyls	0.010	0.0020	µg/L	1		EPA 680 Modified	11/20/17	11/29/17 8:07	CJM
Hexachlorobiphenyls	ND	0.0020	µg/L	1		EPA 680 Modified	11/20/17	11/29/17 8:07	CJM
Heptachlorobiphenyls	ND	0.0030	µg/L	1		EPA 680 Modified	11/20/17	11/29/17 8:07	CJM
Octachlorobiphenyls	ND	0.0030	µg/L	1		EPA 680 Modified	11/20/17	11/29/17 8:07	CJM
Nonachlorobiphenyls	ND	0.0050	µg/L	1		EPA 680 Modified	11/20/17	11/29/17 8:07	CJM
Decachlorobiphenyl	ND	0.0050	µg/L	1		EPA 680 Modified	11/20/17	11/29/17 8:07	CJM
Total Polychlorinated biphenyls	0.26		µg/L	1		EPA 680 Modified	11/20/17	11/29/17 8:07	CJM

Surrogates	% Recovery	Recovery Limits	Flag/Qual	
Tetrachloro-m-xylene	74.3	50-125		11/29/17 8:07

con-test® ANALYTICAL LABORATORY
39 Spruce Street * East Longmeadow, MA 01028 * FAX 413/525-6405 * TEL. 413/525-2332

Project Location: Greenwich, CT | Sample Description: | Work Order: 17K0813

Date Received: 11/14/2017

Field Sample #: MW-AA12D-111417-1 | Sampled: 11/14/2017 09:20

Sample ID: 17K0813-06

Sample Matrix: Ground Water

PCB Homologues by GC/MS Water

Analyte	Results	RL	Units	Dilution	Flag/Qual	Method	Date Prepared	Date/Time Analyzed	Analyst
Monochlorobiphenyls	0.0013	0.0010	µg/L	1		EPA 680 Modified	11/20/17	11/29/17 10:36	CJM
Dichlorobiphenyls	0.0087	0.0010	µg/L	1		EPA 680 Modified	11/20/17	11/29/17 10:36	CJM
Trichlorobiphenyls	0.024	0.0010	µg/L	1		EPA 680 Modified	11/20/17	11/29/17 10:36	CJM
Tetrachlorobiphenyls	0.022	0.0021	µg/L	1		EPA 680 Modified	11/20/17	11/29/17 10:36	CJM
Pentachlorobiphenyls	ND	0.0021	µg/L	1		EPA 680 Modified	11/20/17	11/29/17 10:36	CJM
Hexachlorobiphenyls	ND	0.0021	µg/L	1		EPA 680 Modified	11/20/17	11/29/17 10:36	CJM
Heptachlorobiphenyls	ND	0.0031	µg/L	1		EPA 680 Modified	11/20/17	11/29/17 10:36	CJM
Octachlorobiphenyls	ND	0.0031	µg/L	1		EPA 680 Modified	11/20/17	11/29/17 10:36	CJM
Nonachlorobiphenyls	ND	0.0052	µg/L	1		EPA 680 Modified	11/20/17	11/29/17 10:36	CJM
Decachlorobiphenyl	ND	0.0052	µg/L	1		EPA 680 Modified	11/20/17	11/29/17 10:36	CJM
Total Polychlorinated biphenyls	0.056		µg/L	1		EPA 680 Modified	11/20/17	11/29/17 10:36	CJM

Surrogates	% Recovery	Recovery Limits	Flag/Qual	
Tetrachloro-m-xylene	69.9	50-125		11/29/17 10:36

con-test® ANALYTICAL LABORATORY
39 Spruce Street * East Longmeadow, MA 01028 * FAX 413/525-6405 * TEL. 413/525-2332

Project Location: Greenwich, CT | Sample Description: | Work Order: 17K0813

Date Received: 11/14/2017

Field Sample #: MW-Y9D-111417-1 | Sampled: 11/14/2017 10:10

Sample ID: 17K0813-07

Sample Matrix: Ground Water

PCB Homologues by GC/MS Water

Analyte	Results	RL	Units	Dilution	Flag/Qual	Method	Date Prepared	Date/Time Analyzed	Analyst
Monochlorobiphenyls	ND	0.00096	µg/L	1		EPA 680 Modified	11/20/17	11/29/17 11:14	CJM
Dichlorobiphenyls	ND	0.00096	µg/L	1		EPA 680 Modified	11/20/17	11/29/17 11:14	CJM
Trichlorobiphenyls	ND	0.00096	µg/L	1		EPA 680 Modified	11/20/17	11/29/17 11:14	CJM
Tetrachlorobiphenyls	ND	0.0019	µg/L	1		EPA 680 Modified	11/20/17	11/29/17 11:14	CJM
Pentachlorobiphenyls	ND	0.0019	µg/L	1		EPA 680 Modified	11/20/17	11/29/17 11:14	CJM
Hexachlorobiphenyls	ND	0.0019	µg/L	1		EPA 680 Modified	11/20/17	11/29/17 11:14	CJM
Heptachlorobiphenyls	ND	0.0029	µg/L	1		EPA 680 Modified	11/20/17	11/29/17 11:14	CJM
Octachlorobiphenyls	ND	0.0029	µg/L	1		EPA 680 Modified	11/20/17	11/29/17 11:14	CJM
Nonachlorobiphenyls	ND	0.0048	µg/L	1		EPA 680 Modified	11/20/17	11/29/17 11:14	CJM
Decachlorobiphenyl	ND	0.0048	µg/L	1		EPA 680 Modified	11/20/17	11/29/17 11:14	CJM
Total Polychlorinated biphenyls	0.0		µg/L	1		EPA 680 Modified	11/20/17	11/29/17 11:14	CJM

Surrogates	% Recovery	Recovery Limits	Flag/Qual	
Tetrachloro-m-xylene	66.5	50-125		11/29/17 11:14

con-test® ANALYTICAL LABORATORY
39 Spruce Street * East Longmeadow, MA 01028 * FAX 413/525-6405 * TEL. 413/525-2332

Project Location: Greenwich, CT | Sample Description: | Work Order: 17K0813

Date Received: 11/14/2017

Field Sample #: MW-Y9-111417-1 | Sampled: 11/14/2017 10:45

Sample ID: 17K0813-08

Sample Matrix: Ground Water

PCB Homologues by GC/MS Water

Analyte	Results	RL	Units	Dilution	Flag/Qual	Method	Date Prepared	Date/Time Analyzed	Analyst
Monochlorobiphenyls	ND	0.00096	µg/L	1		EPA 680 Modified	11/20/17	11/29/17 11:51	CJM
Dichlorobiphenyls	ND	0.00096	µg/L	1		EPA 680 Modified	11/20/17	11/29/17 11:51	CJM
Trichlorobiphenyls	ND	0.00096	µg/L	1		EPA 680 Modified	11/20/17	11/29/17 11:51	CJM
Tetrachlorobiphenyls	ND	0.0019	µg/L	1		EPA 680 Modified	11/20/17	11/29/17 11:51	CJM
Pentachlorobiphenyls	ND	0.0019	µg/L	1		EPA 680 Modified	11/20/17	11/29/17 11:51	CJM
Hexachlorobiphenyls	ND	0.0019	µg/L	1		EPA 680 Modified	11/20/17	11/29/17 11:51	CJM
Heptachlorobiphenyls	ND	0.0029	µg/L	1		EPA 680 Modified	11/20/17	11/29/17 11:51	CJM
Octachlorobiphenyls	ND	0.0029	µg/L	1		EPA 680 Modified	11/20/17	11/29/17 11:51	CJM
Nonachlorobiphenyls	ND	0.0048	µg/L	1		EPA 680 Modified	11/20/17	11/29/17 11:51	CJM
Decachlorobiphenyl	ND	0.0048	µg/L	1		EPA 680 Modified	11/20/17	11/29/17 11:51	CJM
Total Polychlorinated biphenyls	0.0		µg/L	1		EPA 680 Modified	11/20/17	11/29/17 11:51	CJM

Surrogates	% Recovery	Recovery Limits	Flag/Qual	
Tetrachloro-m-xylene	70.4	50-125		11/29/17 11:51

con-test® ANALYTICAL LABORATORY
39 Spruce Street * East Longmeadow, MA 01028 * FAX 413/525-6405 * TEL. 413/525-2332

Project Location: Greenwich, CT | Sample Description: | Work Order: 17K0813

Date Received: 11/14/2017

Field Sample #: MW-AJ13D-111417-1 | Sampled: 11/14/2017 10:46

Sample ID: 17K0813-09

Sample Matrix: Ground Water

PCB Homologues by GC/MS Water

Analyte	Results	RL	Units	Dilution	Flag/Qual	Method	Date Prepared	Date/Time Analyzed	Analyst
Monochlorobiphenyls	0.14	0.0010	µg/L	1		EPA 680 Modified	11/20/17	11/29/17 12:29	CJM
Dichlorobiphenyls	0.68	0.0010	µg/L	1		EPA 680 Modified	11/20/17	11/29/17 12:29	CJM
Trichlorobiphenyls	0.40	0.0010	µg/L	1		EPA 680 Modified	11/20/17	11/29/17 12:29	CJM
Tetrachlorobiphenyls	0.084	0.0020	µg/L	1		EPA 680 Modified	11/20/17	11/29/17 12:29	CJM
Pentachlorobiphenyls	0.017	0.0020	µg/L	1		EPA 680 Modified	11/20/17	11/29/17 12:29	CJM
Hexachlorobiphenyls	ND	0.0020	µg/L	1		EPA 680 Modified	11/20/17	11/29/17 12:29	CJM
Heptachlorobiphenyls	ND	0.0030	µg/L	1		EPA 680 Modified	11/20/17	11/29/17 12:29	CJM
Octachlorobiphenyls	ND	0.0030	µg/L	1		EPA 680 Modified	11/20/17	11/29/17 12:29	CJM
Nonachlorobiphenyls	ND	0.0050	µg/L	1		EPA 680 Modified	11/20/17	11/29/17 12:29	CJM
Decachlorobiphenyl	ND	0.0050	µg/L	1		EPA 680 Modified	11/20/17	11/29/17 12:29	CJM
Total Polychlorinated biphenyls	1.3		µg/L	1		EPA 680 Modified	11/20/17	11/29/17 12:29	CJM

Surrogates	% Recovery	Recovery Limits	Flag/Qual	
Tetrachloro-m-xylene	70.4	50-125		11/29/17 12:29

con-test® ANALYTICAL LABORATORY
39 Spruce Street * East Longmeadow, MA 01028 * FAX 413/525-6405 * TEL. 413/525-2332

Project Location: Greenwich, CT | Sample Description: | Work Order: 17K0813

Date Received: 11/14/2017

Field Sample #: MW-AJ13-111417-1 | Sampled: 11/14/2017 11:23

Sample ID: 17K0813-10

Sample Matrix: Ground Water

PCB Homologues by GC/MS Water

Analyte	Results	RL	Units	Dilution	Flag/Qual	Method	Date Prepared	Date/Time Analyzed	Analyst
Monochlorobiphenyls	0.010	0.0010	µg/L	1		EPA 680 Modified	11/20/17	11/29/17 13:06	CJM
Dichlorobiphenyls	1.2	0.0010	µg/L	1		EPA 680 Modified	11/20/17	11/29/17 13:06	CJM
Trichlorobiphenyls	2.8	0.0010	µg/L	1		EPA 680 Modified	11/20/17	11/29/17 13:06	CJM
Tetrachlorobiphenyls	0.71	0.0020	µg/L	1		EPA 680 Modified	11/20/17	11/29/17 13:06	CJM
Pentachlorobiphenyls	0.096	0.0020	µg/L	1		EPA 680 Modified	11/20/17	11/29/17 13:06	CJM
Hexachlorobiphenyls	ND	0.0020	µg/L	1		EPA 680 Modified	11/20/17	11/29/17 13:06	CJM
Heptachlorobiphenyls	ND	0.0030	µg/L	1		EPA 680 Modified	11/20/17	11/29/17 13:06	CJM
Octachlorobiphenyls	ND	0.0030	µg/L	1		EPA 680 Modified	11/20/17	11/29/17 13:06	CJM
Nonachlorobiphenyls	ND	0.0050	µg/L	1		EPA 680 Modified	11/20/17	11/29/17 13:06	CJM
Decachlorobiphenyl	ND	0.0050	µg/L	1		EPA 680 Modified	11/20/17	11/29/17 13:06	CJM
Total Polychlorinated biphenyls	4.8		µg/L	1		EPA 680 Modified	11/20/17	11/29/17 13:06	CJM

Surrogates	% Recovery	Recovery Limits	Flag/Qual	
Tetrachloro-m-xylene	69.1	50-125		11/29/17 13:06

con-test® ANALYTICAL LABORATORY
39 Spruce Street * East Longmeadow, MA 01028 * FAX 413/525-6405 * TEL. 413/525-2332

Project Location: Greenwich, CT | Sample Description: | Work Order: 17K0813

Date Received: 11/14/2017

Field Sample #: MW-X17-111417-1 | Sampled: 11/14/2017 11:55

Sample ID: 17K0813-11

Sample Matrix: Ground Water

PCB Homologues by GC/MS Water

Analyte	Results	RL	Units	Dilution	Flag/Qual	Method	Date Prepared	Date/Time Analyzed	Analyst
Monochlorobiphenyls	ND	0.00093	µg/L	1		EPA 680 Modified	11/20/17	11/29/17 13:43	CJM
Dichlorobiphenyls	0.081	0.00093	µg/L	1		EPA 680 Modified	11/20/17	11/29/17 13:43	CJM
Trichlorobiphenyls	0.19	0.00093	µg/L	1		EPA 680 Modified	11/20/17	11/29/17 13:43	CJM
Tetrachlorobiphenyls	0.050	0.0019	µg/L	1		EPA 680 Modified	11/20/17	11/29/17 13:43	CJM
Pentachlorobiphenyls	ND	0.0019	µg/L	1		EPA 680 Modified	11/20/17	11/29/17 13:43	CJM
Hexachlorobiphenyls	ND	0.0019	µg/L	1		EPA 680 Modified	11/20/17	11/29/17 13:43	CJM
Heptachlorobiphenyls	ND	0.0028	µg/L	1		EPA 680 Modified	11/20/17	11/29/17 13:43	CJM
Octachlorobiphenyls	ND	0.0028	µg/L	1		EPA 680 Modified	11/20/17	11/29/17 13:43	CJM
Nonachlorobiphenyls	ND	0.0046	µg/L	1		EPA 680 Modified	11/20/17	11/29/17 13:43	CJM
Decachlorobiphenyl	ND	0.0046	µg/L	1		EPA 680 Modified	11/20/17	11/29/17 13:43	CJM
Total Polychlorinated biphenyls	0.32		µg/L	1		EPA 680 Modified	11/20/17	11/29/17 13:43	CJM

Surrogates	% Recovery	Recovery Limits	Flag/Qual	
Tetrachloro-m-xylene	70.6	50-125		11/29/17 13:43

con-test® ANALYTICAL LABORATORY
39 Spruce Street * East Longmeadow, MA 01028 * FAX 413/525-6405 * TEL. 413/525-2332

Project Location: Greenwich, CT | Sample Description: | Work Order: 17K0813

Date Received: 11/14/2017

Field Sample #: MW-V18-111417-1 | Sampled: 11/14/2017 12:30

Sample ID: 17K0813-12

Sample Matrix: Ground Water

PCB Homologues by GC/MS Water

Analyte	Results	RL	Units	Dilution	Flag/Qual	Method	Date Prepared	Date/Time Analyzed	Analyst
Monochlorobiphenyls	ND	0.00093	µg/L	1		EPA 680 Modified	11/20/17	11/29/17 14:21	CJM
Dichlorobiphenyls	0.015	0.00093	µg/L	1		EPA 680 Modified	11/20/17	11/29/17 14:21	CJM
Trichlorobiphenyls	0.042	0.00093	µg/L	1		EPA 680 Modified	11/20/17	11/29/17 14:21	CJM
Tetrachlorobiphenyls	0.022	0.0019	µg/L	1		EPA 680 Modified	11/20/17	11/29/17 14:21	CJM
Pentachlorobiphenyls	ND	0.0019	µg/L	1		EPA 680 Modified	11/20/17	11/29/17 14:21	CJM
Hexachlorobiphenyls	ND	0.0019	µg/L	1		EPA 680 Modified	11/20/17	11/29/17 14:21	CJM
Heptachlorobiphenyls	ND	0.0028	µg/L	1		EPA 680 Modified	11/20/17	11/29/17 14:21	CJM
Octachlorobiphenyls	ND	0.0028	µg/L	1		EPA 680 Modified	11/20/17	11/29/17 14:21	CJM
Nonachlorobiphenyls	ND	0.0046	µg/L	1		EPA 680 Modified	11/20/17	11/29/17 14:21	CJM
Decachlorobiphenyl	ND	0.0046	µg/L	1		EPA 680 Modified	11/20/17	11/29/17 14:21	CJM
Total Polychlorinated biphenyls	0.079		µg/L	1		EPA 680 Modified	11/20/17	11/29/17 14:21	CJM

Surrogates	% Recovery	Recovery Limits	Flag/Qual	
Tetrachloro-m-xylene	64.3	50-125		11/29/17 14:21

39 Spruce Street * East Longmeadow, MA 01028 * FAX 413/525-6405 * TEL. 413/525-2332

Sample Extraction Data

Prep Method: SW-846 3510C-EPA 680 Modified

Lab Number [Field ID]	Batch	Initial [mL]	Final [mL]	Date
17K0813-01 [MW-AE8-111417-1]	B191402	1000	1.00	11/20/17
17K0813-02 [MW-Y15-111417-1]	B191402	1000	1.00	11/20/17
17K0813-03 [MW-Y15D-111417-1]	B191402	1000	1.00	11/20/17
17K0813-04 [MW-AL10-111417-1]	B191402	1000	1.00	11/20/17
17K0813-05 [MW-AG10-111417-1]	B191402	1000	1.00	11/20/17
17K0813-06 [MW-AA12D-111417-1]	B191402	960	1.00	11/20/17
17K0813-07 [MW-Y9D-111417-1]	B191402	1040	1.00	11/20/17
17K0813-08 [MW-Y9-111417-1]	B191402	1040	1.00	11/20/17
17K0813-09 [MW-AJ13D-111417-1]	B191402	1000	1.00	11/20/17
17K0813-10 [MW-AJ13-111417-1]	B191402	1000	1.00	11/20/17
17K0813-11 [MW-X17-111417-1]	B191402	970	0.900	11/20/17
17K0813-12 [MW-V18-111417-1]	B191402	970	0.900	11/20/17

con-test® ANALYTICAL LABORATORY
39 Spruce Street * East Longmeadow, MA 01028 * FAX 413/525-6405 * TEL. 413/525-2332

QUALITY CONTROL

PCB Homologues by GC/MS Water - Quality Control

Analyte	Result	Reporting Limit	Units	Spike Level	Source Result	%REC	%REC Limits	RPD	RPD Limit	Notes
Batch B191402 - SW-846 3510C										
Blank (B191402-BLK1)				Prepared: 11/20/17 Analyzed: 11/29/17						
Monochlorobiphenyls	ND	0.0010	µg/L							
Dichlorobiphenyls	ND	0.0010	µg/L							
Trichlorobiphenyls	ND	0.0010	µg/L							
Tetrachlorobiphenyls	ND	0.0020	µg/L							
Pentachlorobiphenyls	ND	0.0020	µg/L							
Hexachlorobiphenyls	ND	0.0020	µg/L							
Heptachlorobiphenyls	ND	0.0030	µg/L							
Octachlorobiphenyls	ND	0.0030	µg/L							
Nonachlorobiphenyls	ND	0.0050	µg/L							
Decachlorobiphenyl	ND	0.0050	µg/L							
Total Polychlorinated biphenyls	0.0		µg/L							
Surrogate: Tetrachloro-m-xylene	*0.172*		µg/L	0.200		86.0	50-125			
LCS (B191402-BS1)				Prepared: 11/20/17 Analyzed: 11/29/17						
Monochlorobiphenyls	0.16	0.0010	µg/L	0.200		80.6	40-140			
Dichlorobiphenyls	0.17	0.0010	µg/L	0.200		86.0	40-140			
Trichlorobiphenyls	0.16	0.0010	µg/L	0.200		81.5	40-140			
Tetrachlorobiphenyls	0.34	0.0020	µg/L	0.400		85.1	40-140			
Pentachlorobiphenyls	0.37	0.0020	µg/L	0.400		92.3	40-140			
Hexachlorobiphenyls	0.36	0.0020	µg/L	0.400		90.4	40-140			
Heptachlorobiphenyls	0.53	0.0030	µg/L	0.600		87.5	40-140			
Octachlorobiphenyls	0.52	0.0030	µg/L	0.600		87.2	40-140			
Nonachlorobiphenyls	0.93	0.0050	µg/L	1.00		93.3	40-140			
Decachlorobiphenyl	0.84	0.0050	µg/L	1.00		83.9	40-140			
Surrogate: Tetrachloro-m-xylene	*0.188*		µg/L	0.200		93.9	50-125			
LCS Dup (B191402-BSD1)				Prepared: 11/20/17 Analyzed: 11/29/17						
Monochlorobiphenyls	0.17	0.0010	µg/L	0.200		85.2	40-140	5.60	50	
Dichlorobiphenyls	0.18	0.0010	µg/L	0.200		90.8	40-140	5.48	50	
Trichlorobiphenyls	0.17	0.0010	µg/L	0.200		86.1	40-140	5.50	50	
Tetrachlorobiphenyls	0.36	0.0020	µg/L	0.400		91.1	40-140	6.89	50	
Pentachlorobiphenyls	0.39	0.0020	µg/L	0.400		96.5	40-140	4.43	50	
Hexachlorobiphenyls	0.39	0.0020	µg/L	0.400		98.0	40-140	8.09	50	
Heptachlorobiphenyls	0.57	0.0030	µg/L	0.600		95.5	40-140	8.73	50	
Octachlorobiphenyls	0.57	0.0030	µg/L	0.600		94.7	40-140	8.19	50	
Nonachlorobiphenyls	1.0	0.0050	µg/L	1.00		101	40-140	7.85	50	
Decachlorobiphenyl	0.92	0.0050	µg/L	1.00		91.7	40-140	8.84	50	
Surrogate: Tetrachloro-m-xylene	*0.180*		µg/L	0.200		89.9	50-125			

39 Spruce Street * East Longmeadow, MA 01028 * FAX 413/525-6405 * TEL. 413/525-2332

FLAG/QUALIFIER SUMMARY

*	QC result is outside of established limits.
†	Wide recovery limits established for difficult compound.
‡	Wide RPD limits established for difficult compound.
#	Data exceeded client recommended or regulatory level
ND	Not Detected
RL	Reporting Limit
DL	Method Detection Limit
MCL	Maximum Contaminant Level

Percent recoveries and relative percent differences (RPDs) are determined by the software using values in the calculation which have not been rounded.

No results have been blank subtracted unless specified in the case narrative section.

39 Spruce Street * East Longmeadow, MA 01028 * FAX 413/525-6405 * TEL. 413/525-2332

CERTIFICATIONS

Certified Analyses included in this Report

Analyte	Certifications

No certified Analyses included in this Report

The CON-TEST Environmental Laboratory operates under the following certifications and accreditations:

Code	Description	Number	Expires
AIHA	AIHA-LAP, LLC - ISO17025:2005	100033	02/1/2018
MA	Massachusetts DEP	M-MA100	06/30/2018
CT	Connecticut Department of Publilc Health	PH-0567	09/30/2019
NY	New York State Department of Health	10899 NELAP	04/1/2018
NH-S	New Hampshire Environmental Lab	2516 NELAP	02/5/2018
RI	Rhode Island Department of Health	LAO00112	12/30/2017
NC	North Carolina Div. of Water Quality	652	12/31/2017
NJ	New Jersey DEP	MA007 NELAP	06/30/2018
FL	Florida Department of Health	E871027 NELAP	06/30/2018
VT	Vermont Department of Health Lead Laboratory	LL015036	07/30/2018
ME	State of Maine	2011028	06/9/2019
VA	Commonwealth of Virginia	460217	12/14/2017
NH-P	New Hampshire Environmental Lab	2557 NELAP	09/6/2018
VT-DW	Vermont Department of Health Drinking Water	VT-255716	06/12/2018
NC-DW	North Carolina Department of Health	25703	07/31/2018

con-test ANALYTICAL LABORATORY

17K0813

Phone: 413-525-2332
Fax: 413-525-6405
Email: info@contestlabs.com

http://www.contestlabs.com

CHAIN OF CUSTODY RECORD

Doc # 381 Rev 1_03242017

39 Spruce Street
East Longmeadow, MA 01028

Company Name: AECOM
Address: 500 ENTERPRISE DR 2A ROCKY HILL, CT
Phone: 860-263-5800
Project Name: GREENWICH HS
Project Location: GREENWICH, CT
Project Number: 60432356.0500
Project Manager: MATTHEW ROOD
Con-Test Quote Name/Number:
Invoice Recipient: MATTHEW.ROOD
Sampled By: RYAN BOTT / ELIZABETH D

Requested Turnaround Time
7-Day ☐ 10-Day ☒
Due Date:

Rush Approval Required
1-Day ☐ 3-Day ☐
2-Day ☐ 4-Day ☐

Data Delivery
Format: PDF ☒ EXCEL ☒
Other: EQUIS
CLP Like Data Pkg Required: ☐
Email To: MATTHEW.ROOD@
Fax To #: AECOM.COM

ANALYSIS REQUESTED

Con-Test Work Order#	Client Sample ID / Description	Beginning Date/Time	Ending Date/Time	Composite	Grab	Matrix Code	Conc Code	# of Containers	PCB's HOMOLOG (680)	
1	MW-AE8-111417-1	11/14/17	8:10		G	GW	U	2		
2	MW-Y15-111417-1	11/14/17	8:40		G	GW	U	2		
3	MW-Y15D-111417-1	11/14/17	8:35		G	GW	U	2		
4	MW-AL10-111417-1	11/14/17	8:55		G	GW	U	2		
5	MW-AG10-111417-1	11/14/17	9:27		G	GW	U	2		
6	MW-AA12D-111417-1	11/14/17	9:20		G	GW	U	2		
	~~MW-AA12-111417-1~~	~~11/14/17~~			~~G~~	~~GW~~	~~U~~	~~2~~		RB
7	MW-Y9D-111417-1	11/14/17	10:10		G	GW	U	2		
8	MW-Y9-111417-1	11/14/17	10:45		G	GW	U	2		
9	MW-AJ13D-111417-1	11/14/17	10:46		G	GW	U	2		

Comments:
CLIENT IS MUNICIPALITY - TAX EXEMPT
MUST MEET GWPC/SWPC FOR REPORTING LIMITS

Please use the following codes to indicate possible sample concentration within the **Conc Code** column above:
H - High; M - Medium; L - Low; C - Clean; U - Unknown

	Date/Time
Relinquished by: (signature)	11/14/17 13:28
Received by: (signature)	11/14/17 1328
Relinquished by: (signature)	11/14/17 1435
Received by: (signature)	11/14/17 4PM
Relinquished by: (signature)	11/14/17 1705
Received by: (signature)	11/14/17 1705

Detection Limit Requirements
MA
CT
Other:

Special Requirements
☐ MA MCP Required
MCP Certification Form Required
☒ CT RCP Required
RCP Certification Form Required
☐ MA State DW Required
PWSID #

con-test ANALYTICAL LABORATORY www.contestlabs.com
NELAC and AIHA-LAP, LLC Accredited

Project Entity
☐ Government ☐ Municipality ☐ MWRA ☐ WRTA
☐ Federal ☐ 21 J ☐ School
☒ City ☐ Brownfield ☐ MBTA

Other
☐ Chromatogram
☐ *AIHA-LAP,LLC*

PCB ONLY
☐ Soxhlet
☐ Non Soxhlet

Dissolved Metals Samples
○ Field Filtered
○ Lab to Filter

Orthophosphate Samples
○ Field Filtered
○ Lab to Filter

[1] **Matrix Codes:**
GW = Ground Water
WW = Waste Water
DW = Drinking Water
A = Air
S = Soil
SL = Sludge
SOL = Solid
O = Other (please define)

[2] **Preservation Codes:**
I = Iced
H = HCL
M = Methanol
N = Nitric Acid
S = Sulfuric Acid
B = Sodium Bisulfate
X = Sodium Hydroxide
T = Sodium Thiosulfate
O = Other (please define)

[3] **Container Codes:**
A = Amber Glass
G = Glass
P = Plastic
ST = Sterile
V = Vial
S = Summa Canister
T = Tedlar Bag
O = Other (please define)

Table of Contents

17K0813

con-test ANALYTICAL LABORATORY

Phone: 413-525-2332
Fax: 413-525-6405
Email: info@contestlabs.com

http://www.contestlabs.com

CHAIN OF CUSTODY RECORD

Doc # 381 Rev 1_03242017

39 Spruce Street
East Longmeadow, MA 01028

Company Name: AECOM
Address: 500 ENTERPRISE DR. LA ROCKY HILL
Phone: 860-263-5800
Project Name: GREENWICH HS
Project Location: GREENWICH, CT
Project Number: 60432356.0500
Project Manager: MATTHEW ROOD
Con-Test Quote Name/Number:
Invoice Recipient: MATTHEW ROOD
Sampled By: RYAN BOTT / ELIZABETH

Requested Turnaround Time
7-Day ☐ 10-Day ☒
Due Date:

Rush-Approval Required
1-Day ☐ 3-Day ☐
2-Day ☐ 4-Day ☐

Data Delivery
Format: PDF ☒ EXCEL ☒
Other: EQUIS
CLP Like Data Pkg Required: ☐
Email To: MATTHEW.ROOD@
Fax To #: AECOM.COM

ANALYSIS REQUESTED

Con-Test Work Order#	Client Sample ID / Description	Beginning Date/Time	Ending Date/Time	Composite	Grab	[1]Matrix Code	Conc Code	PCBS HOMOLOG 680									
10	MW-AS13-111417-1	11/14/17	11:23		G	GW	U	2									
11	MW-X17-111417-1	11/14/17	11:55		G	GW	U	2									
12	MW-V18-111417-1	11/14/17	12:30		G	GW	U	2									

# of Containers
[2] Preservation Code
[3] Container Code

Dissolved Metals Samples
○ Field Filtered
○ Lab to Filter

Orthophosphate Samples
○ Field Filtered
○ Lab to Filter

[1] **Matrix Codes:**
GW = Ground Water
WW = Waste Water
DW = Drinking Water
A = Air
S = Soil
SL = Sludge
SOL = Solid
O = Other (please define)

[2] **Preservation Codes:**
I = Iced
H = HCL
M = Methanol
N = Nitric Acid
S = Sulfuric Acid
B = Sodium Bisulfate
X = Sodium Hydroxide
T = Sodium Thiosulfate
O = Other (please define)

[3] **Container Codes:**
A = Amber Glass
G = Glass
P = Plastic
ST = Sterile
V = Vial
S = Summa Canister
T = Tedlar Bag
O = Other (please define)

Comments:
CLIENT IS MUNICIPALITY - TAX EXEMPT
MUST MEET GWPC/SWPC FOR REPORTING LIMITS

Please use the following codes to indicate possible sample concentration within the **Conc Code** column above:
H - High; M - Medium; L - Low; C - Clean; U - Unknown

Relinquished by: (signature)	Date/Time: 11/14/17 13:28
Received by: (signature)	Date/Time: 11/14/17 1328
Relinquished by: (signature)	Date/Time: 11/14/17 1435
Received by: (signature)	Date/Time: 11/14/17 4PM
Relinquished by: (signature)	Date/Time: 11/14/17 50
Received by: (signature) 2-8	Date/Time: 11/14/17 1205

Detection Limit Requirements
MA
CT
Other

Special Requirements
☐ MA MCP Required
MCP Certification Form Required
☒ CT RCP Required
RCP Certification Form Required
☐ MA State DW Required
PWSID #

con-test ANALYTICAL LABORATORY
www.contestlabs.com
NELAC and AIHA-LAP, LLC Accredited

Project Entity
☐ Government ☐ Municipality ☐ MWRA ☐ WRTA
☐ Federal ☐ 21 J ☐ School
☒ City ☐ Brownfield ☐ MBTA

Other
☐ Chromatogram
☐ AIHA-LAP, LLC

PCB ONLY
☐ Soxhlet
☐ Non Soxhlet

Table of Contents

39 Spruce St.
East Longmeadow, MA. 01028
P: 413-525-2332
F: 413-525-6405
www.contestlabs.com

con-test® ANALYTICAL LABORATORY

Doc# 277 Rev 5 2017

Login Sample Receipt Checklist - (Rejection Criteria Listing - Using Acceptance Policy) Any False Statement will be brought to the attention of the Client - State True or False

Client Aecom

Received By JM Date 11/14/17 Time 1705

How were the samples received? In Cooler T No Cooler ____ On Ice T No Ice ____ Direct from Sampling ____ Ambient ____ Melted Ice ____

Were samples within Temperature? 2-6°C T By Gun # 1 Actual Temp - 2-8 By Blank # ____ Actual Temp - ____

Was Custody Seal Intact? N/A Were Samples Tampered with? N/A

Was COC Relinquished ? T Does Chain Agree With Samples? T

Are there broken/leaking/loose caps on any samples? F

Is COC in ink/ Legible? T Were samples received within holding time? T

Did COC include all pertinent Information? Client T Project T Analysis T ID's T Sampler Name T Collection Dates/Times T

Are Sample labels filled out and legible? T

Are there Lab to Filters? N/A Who was notified? ____

Are there Rushes? N/A Who was notified? ____

Are there Short Holds? N/A Who was notified? ____

Is there enough Volume? T

Is there Headspace where applicable? N/A MS/MSD? N/A

Proper Media/Containers Used? T Is splitting samples required? N/A

Were trip blanks received? N/A On COC? N/A

Do all samples have the proper pH? N/A Acid ____ Base ____

Vials	#	Containers:	#		#		#
Unp-		1 Liter Amb.	24	1 Liter Plastic		16 oz Amb.	
HCL-		500 mL Amb.		500 mL Plastic		8oz Amb/Clear	
Meoh-		250 mL Amb.		250 mL Plastic		4oz Amb/Clear	
Bisulfate-		Col./Bacteria		Flashpoint		2oz Amb/Clear	
DI-		Other Plastic		Other Glass		Encore	
Thiosulfate-		SOC Kit		Plastic Bag		Frozen:	
Sulfuric-		Perchlorate		Ziplock			

Unused Media

Vials	#	Containers:	#		#		#
Unp-		1 Liter Amb.		1 Liter Plastic		16 oz Amb.	
HCL-		500 mL Amb.		500 mL Plastic		8oz Amb/Clear	
Meoh-		250 mL Amb.		250 mL Plastic		4oz Amb/Clear	
Bisulfate-		Col./Bacteria		Flashpoint		2oz Amb/Clear	
DI-		Other Plastic		Other Glass		Encore	
Thiosulfate-		SOC Kit		Plastic Bag		Frozen:	
Sulfuric-		Perchlorate		Ziplock			

Comments:

con-test® ANALYTICAL LABORATORY
39 Spruce Street * East Longmeadow, MA 01028 * FAX 413/525-6405 * TEL. 413/525-2332

November 30, 2017

Matthew Rood
AECOM Environment - Rocky Hill, CT
500 Enterprise Drive, Suite 1A
Rocky Hill, CT 06067

Project Location: Greenwich, CT
Client Job Number:
Project Number: 60432356.0500
Laboratory Work Order Number: 17K0912

Enclosed are results of analyses for samples received by the laboratory on November 15, 2017. If you have any questions concerning this report, please feel free to contact me.

Sincerely,



Aaron L. Benoit
Project Manager

Table of Contents

Sample Summary 3

Case Narrative 4

Sample Results 5

17K0912-01 5

17K0912-02 6

17K0912-03 7

17K0912-04 8

17K0912-05 9

17K0912-06 10

17K0912-07 11

17K0912-08 12

17K0912-09 13

17K0912-10 14

Sample Preparation Information 15

QC Data 16

PCB Homologues by GC/MS Water 16

B191401 16

Flag/Qualifier Summary 18

Certifications 19

Chain of Custody/Sample Receipt 20

39 Spruce Street * East Longmeadow, MA 01028 * FAX 413/525-6405 * TEL. 413/525-2332

AECOM Environment - Rocky Hill, CT
500 Enterprise Drive, Suite 1A
Rocky Hill, CT 06067
ATTN: Matthew Rood

REPORT DATE: 11/30/2017

PURCHASE ORDER NUMBER: 92512ACM

PROJECT NUMBER: 60432356.0500

ANALYTICAL SUMMARY

WORK ORDER NUMBER: 17K0912

The results of analyses performed on the following samples submitted to the CON-TEST Analytical Laboratory are found in this report.

PROJECT LOCATION: Greenwich, CT

FIELD SAMPLE #	LAB ID:	MATRIX	SAMPLE DESCRIPTION	TEST	SUB LAB
MW-AH16R-111517-1	17K0912-01	Ground Water		EPA 680 Modified	
MW-P7-111517-1	17K0912-02	Ground Water		EPA 680 Modified	
MW-AM16-111517-1	17K0912-03	Ground Water		EPA 680 Modified	
MW-P11-111517-1	17K0912-04	Ground Water		EPA 680 Modified	
MW-S15-111517-1	17K0912-05	Ground Water		EPA 680 Modified	
MW-S15-111517-2	17K0912-06	Ground Water		EPA 680 Modified	
MW-AM16D-111517-1	17K0912-07	Ground Water		EPA 680 Modified	
MW-V12-111517-1	17K0912-08	Ground Water		EPA 680 Modified	
MW-AV17-111517-1	17K0912-09	Ground Water		EPA 680 Modified	
MW-28-111517-1	17K0912-10	Ground Water		EPA 680 Modified	

39 Spruce Street * East Longmeadow, MA 01028 * FAX 413/525-6405 * TEL. 413/525-2332

CASE NARRATIVE SUMMARY

All reported results are within defined laboratory quality control objectives unless listed below or otherwise qualified in this report.

The results of analyses reported only relate to samples submitted to the Con-Test Analytical Laboratory for testing.
I certify that the analyses listed above, unless specifically listed as subcontracted, if any, were performed under my direction according to the approved methodologies listed in this document, and that based upon my inquiry of those individuals immediately responsible for obtaining the information, the material contained in this report is, to the best of my knowledge and belief, accurate and complete.



Lisa A. Worthington
Project Manager

con-test® ANALYTICAL LABORATORY
39 Spruce Street * East Longmeadow, MA 01028 * FAX 413/525-6405 * TEL. 413/525-2332

Project Location: Greenwich, CT | Sample Description: | Work Order: 17K0912

Date Received: 11/15/2017

Field Sample #: MW-AH16R-111517-1 | Sampled: 11/15/2017 08:11

Sample ID: 17K0912-01

Sample Matrix: Ground Water

PCB Homologues by GC/MS Water

Analyte	Results	RL	Units	Dilution	Flag/Qual	Method	Date Prepared	Date/Time Analyzed	Analyst
Monochlorobiphenyls	8.3	0.0010	µg/L	1		EPA 680 Modified	11/20/17	11/28/17 14:03	CJM
Dichlorobiphenyls	5.5	0.0010	µg/L	1		EPA 680 Modified	11/20/17	11/28/17 14:03	CJM
Trichlorobiphenyls	0.69	0.0010	µg/L	1		EPA 680 Modified	11/20/17	11/28/17 14:03	CJM
Tetrachlorobiphenyls	0.21	0.0020	µg/L	1		EPA 680 Modified	11/20/17	11/28/17 14:03	CJM
Pentachlorobiphenyls	0.035	0.0020	µg/L	1		EPA 680 Modified	11/20/17	11/28/17 14:03	CJM
Hexachlorobiphenyls	0.0041	0.0020	µg/L	1		EPA 680 Modified	11/20/17	11/28/17 14:03	CJM
Heptachlorobiphenyls	ND	0.0030	µg/L	1		EPA 680 Modified	11/20/17	11/28/17 14:03	CJM
Octachlorobiphenyls	ND	0.0030	µg/L	1		EPA 680 Modified	11/20/17	11/28/17 14:03	CJM
Nonachlorobiphenyls	ND	0.0050	µg/L	1		EPA 680 Modified	11/20/17	11/28/17 14:03	CJM
Decachlorobiphenyl	ND	0.0050	µg/L	1		EPA 680 Modified	11/20/17	11/28/17 14:03	CJM
Total Polychlorinated biphenyls	15		µg/L	1		EPA 680 Modified	11/20/17	11/28/17 14:03	CJM

Surrogates	% Recovery	Recovery Limits	Flag/Qual	
Tetrachloro-m-xylene	72.4	50-125		11/28/17 14:03

con-test® ANALYTICAL LABORATORY
39 Spruce Street * East Longmeadow, MA 01028 * FAX 413/525-6405 * TEL. 413/525-2332

Project Location: Greenwich, CT | Sample Description: | Work Order: 17K0912

Date Received: 11/15/2017

Field Sample #: MW-P7-111517-1 | Sampled: 11/15/2017 08:00

Sample ID: 17K0912-02

Sample Matrix: Ground Water

PCB Homologues by GC/MS Water

Analyte	Results	RL	Units	Dilution	Flag/Qual	Method	Date Prepared	Date/Time Analyzed	Analyst
Monochlorobiphenyls	0.030	0.0010	µg/L	1		EPA 680 Modified	11/20/17	11/28/17 14:40	CJM
Dichlorobiphenyls	0.019	0.0010	µg/L	1		EPA 680 Modified	11/20/17	11/28/17 14:40	CJM
Trichlorobiphenyls	ND	0.0010	µg/L	1		EPA 680 Modified	11/20/17	11/28/17 14:40	CJM
Tetrachlorobiphenyls	ND	0.0020	µg/L	1		EPA 680 Modified	11/20/17	11/28/17 14:40	CJM
Pentachlorobiphenyls	ND	0.0020	µg/L	1		EPA 680 Modified	11/20/17	11/28/17 14:40	CJM
Hexachlorobiphenyls	ND	0.0020	µg/L	1		EPA 680 Modified	11/20/17	11/28/17 14:40	CJM
Heptachlorobiphenyls	ND	0.0030	µg/L	1		EPA 680 Modified	11/20/17	11/28/17 14:40	CJM
Octachlorobiphenyls	ND	0.0030	µg/L	1		EPA 680 Modified	11/20/17	11/28/17 14:40	CJM
Nonachlorobiphenyls	ND	0.0050	µg/L	1		EPA 680 Modified	11/20/17	11/28/17 14:40	CJM
Decachlorobiphenyl	ND	0.0050	µg/L	1		EPA 680 Modified	11/20/17	11/28/17 14:40	CJM
Total Polychlorinated biphenyls	0.050		µg/L	1		EPA 680 Modified	11/20/17	11/28/17 14:40	CJM

Surrogates	% Recovery	Recovery Limits	Flag/Qual	
Tetrachloro-m-xylene	79.3	50-125		11/28/17 14:40

con-test® ANALYTICAL LABORATORY
39 Spruce Street * East Longmeadow, MA 01028 * FAX 413/525-6405 * TEL. 413/525-2332

Project Location: Greenwich, CT | Sample Description: | Work Order: 17K0912

Date Received: 11/15/2017

Field Sample #: MW-AM16-111517-1 | Sampled: 11/15/2017 09:17

Sample ID: 17K0912-03

Sample Matrix: Ground Water

PCB Homologues by GC/MS Water

Analyte	Results	RL	Units	Dilution	Flag/Qual	Method	Date Prepared	Date/Time Analyzed	Analyst
Monochlorobiphenyls	0.010	0.0010	µg/L	1		EPA 680 Modified	11/20/17	11/28/17 15:18	CJM
Dichlorobiphenyls	0.039	0.0010	µg/L	1		EPA 680 Modified	11/20/17	11/28/17 15:18	CJM
Trichlorobiphenyls	0.098	0.0010	µg/L	1		EPA 680 Modified	11/20/17	11/28/17 15:18	CJM
Tetrachlorobiphenyls	0.15	0.0020	µg/L	1		EPA 680 Modified	11/20/17	11/28/17 15:18	CJM
Pentachlorobiphenyls	0.035	0.0020	µg/L	1		EPA 680 Modified	11/20/17	11/28/17 15:18	CJM
Hexachlorobiphenyls	ND	0.0020	µg/L	1		EPA 680 Modified	11/20/17	11/28/17 15:18	CJM
Heptachlorobiphenyls	ND	0.0030	µg/L	1		EPA 680 Modified	11/20/17	11/28/17 15:18	CJM
Octachlorobiphenyls	ND	0.0030	µg/L	1		EPA 680 Modified	11/20/17	11/28/17 15:18	CJM
Nonachlorobiphenyls	ND	0.0050	µg/L	1		EPA 680 Modified	11/20/17	11/28/17 15:18	CJM
Decachlorobiphenyl	ND	0.0050	µg/L	1		EPA 680 Modified	11/20/17	11/28/17 15:18	CJM
Total Polychlorinated biphenyls	0.34		µg/L	1		EPA 680 Modified	11/20/17	11/28/17 15:18	CJM

Surrogates	% Recovery	Recovery Limits	Flag/Qual		
Tetrachloro-m-xylene	71.8	50-125		11/28/17 15:18	

con-test® ANALYTICAL LABORATORY
39 Spruce Street * East Longmeadow, MA 01028 * FAX 413/525-6405 * TEL. 413/525-2332

Project Location: Greenwich, CT | Sample Description: | Work Order: 17K0912

Date Received: 11/15/2017

Field Sample #: MW-P11-111517-1 | Sampled: 11/15/2017 08:50

Sample ID: 17K0912-04

Sample Matrix: Ground Water

PCB Homologues by GC/MS Water

Analyte	Results	RL	Units	Dilution	Flag/Qual	Method	Date Prepared	Date/Time Analyzed	Analyst
Monochlorobiphenyls	0.0020	0.0010	µg/L	1		EPA 680 Modified	11/20/17	11/28/17 15:55	CJM
Dichlorobiphenyls	ND	0.0010	µg/L	1		EPA 680 Modified	11/20/17	11/28/17 15:55	CJM
Trichlorobiphenyls	ND	0.0010	µg/L	1		EPA 680 Modified	11/20/17	11/28/17 15:55	CJM
Tetrachlorobiphenyls	ND	0.0021	µg/L	1		EPA 680 Modified	11/20/17	11/28/17 15:55	CJM
Pentachlorobiphenyls	ND	0.0021	µg/L	1		EPA 680 Modified	11/20/17	11/28/17 15:55	CJM
Hexachlorobiphenyls	ND	0.0021	µg/L	1		EPA 680 Modified	11/20/17	11/28/17 15:55	CJM
Heptachlorobiphenyls	ND	0.0031	µg/L	1		EPA 680 Modified	11/20/17	11/28/17 15:55	CJM
Octachlorobiphenyls	ND	0.0031	µg/L	1		EPA 680 Modified	11/20/17	11/28/17 15:55	CJM
Nonachlorobiphenyls	ND	0.0052	µg/L	1		EPA 680 Modified	11/20/17	11/28/17 15:55	CJM
Decachlorobiphenyl	ND	0.0052	µg/L	1		EPA 680 Modified	11/20/17	11/28/17 15:55	CJM
Total Polychlorinated biphenyls	0.0020		µg/L	1		EPA 680 Modified	11/20/17	11/28/17 15:55	CJM

Surrogates	% Recovery	Recovery Limits	Flag/Qual	
Tetrachloro-m-xylene	60.5	50-125		11/28/17 15:55

con-test® ANALYTICAL LABORATORY
39 Spruce Street * East Longmeadow, MA 01028 * FAX 413/525-6405 * TEL. 413/525-2332

Project Location: Greenwich, CT | Sample Description: | Work Order: 17K0912

Date Received: 11/15/2017

Field Sample #: MW-S15-111517-1 | Sampled: 11/15/2017 09:30

Sample ID: 17K0912-05

Sample Matrix: Ground Water

PCB Homologues by GC/MS Water

Analyte	Results	RL	Units	Dilution	Flag/Qual	Method	Date Prepared	Date/Time Analyzed	Analyst
Monochlorobiphenyls	0.0023	0.0010	µg/L	1		EPA 680 Modified	11/20/17	11/28/17 16:32	CJM
Dichlorobiphenyls	0.010	0.0010	µg/L	1		EPA 680 Modified	11/20/17	11/28/17 16:32	CJM
Trichlorobiphenyls	0.057	0.0010	µg/L	1		EPA 680 Modified	11/20/17	11/28/17 16:32	CJM
Tetrachlorobiphenyls	0.093	0.0021	µg/L	1		EPA 680 Modified	11/20/17	11/28/17 16:32	CJM
Pentachlorobiphenyls	0.028	0.0021	µg/L	1		EPA 680 Modified	11/20/17	11/28/17 16:32	CJM
Hexachlorobiphenyls	ND	0.0021	µg/L	1		EPA 680 Modified	11/20/17	11/28/17 16:32	CJM
Heptachlorobiphenyls	ND	0.0031	µg/L	1		EPA 680 Modified	11/20/17	11/28/17 16:32	CJM
Octachlorobiphenyls	ND	0.0031	µg/L	1		EPA 680 Modified	11/20/17	11/28/17 16:32	CJM
Nonachlorobiphenyls	ND	0.0052	µg/L	1		EPA 680 Modified	11/20/17	11/28/17 16:32	CJM
Decachlorobiphenyl	ND	0.0052	µg/L	1		EPA 680 Modified	11/20/17	11/28/17 16:32	CJM
Total Polychlorinated biphenyls	0.19		µg/L	1		EPA 680 Modified	11/20/17	11/28/17 16:32	CJM

Surrogates	% Recovery	Recovery Limits	Flag/Qual	
Tetrachloro-m-xylene	66.7	50-125		11/28/17 16:32

con-test® ANALYTICAL LABORATORY
39 Spruce Street * East Longmeadow, MA 01028 * FAX 413/525-6405 * TEL. 413/525-2332

Project Location: Greenwich, CT | Sample Description: | Work Order: 17K0912

Date Received: 11/15/2017

Field Sample #: MW-S15-111517-2 | Sampled: 11/15/2017 09:31

Sample ID: 17K0912-06

Sample Matrix: Ground Water

PCB Homologues by GC/MS Water

Analyte	Results	RL	Units	Dilution	Flag/Qual	Method	Date Prepared	Date/Time Analyzed	Analyst
Monochlorobiphenyls	ND	0.0010	µg/L	1		EPA 680 Modified	11/20/17	11/28/17 17:10	CJM
Dichlorobiphenyls	0.0075	0.0010	µg/L	1		EPA 680 Modified	11/20/17	11/28/17 17:10	CJM
Trichlorobiphenyls	0.043	0.0010	µg/L	1		EPA 680 Modified	11/20/17	11/28/17 17:10	CJM
Tetrachlorobiphenyls	0.078	0.0020	µg/L	1		EPA 680 Modified	11/20/17	11/28/17 17:10	CJM
Pentachlorobiphenyls	0.021	0.0020	µg/L	1		EPA 680 Modified	11/20/17	11/28/17 17:10	CJM
Hexachlorobiphenyls	ND	0.0020	µg/L	1		EPA 680 Modified	11/20/17	11/28/17 17:10	CJM
Heptachlorobiphenyls	ND	0.0031	µg/L	1		EPA 680 Modified	11/20/17	11/28/17 17:10	CJM
Octachlorobiphenyls	ND	0.0031	µg/L	1		EPA 680 Modified	11/20/17	11/28/17 17:10	CJM
Nonachlorobiphenyls	ND	0.0051	µg/L	1		EPA 680 Modified	11/20/17	11/28/17 17:10	CJM
Decachlorobiphenyl	ND	0.0051	µg/L	1		EPA 680 Modified	11/20/17	11/28/17 17:10	CJM
Total Polychlorinated biphenyls	0.15		µg/L	1		EPA 680 Modified	11/20/17	11/28/17 17:10	CJM

Surrogates	% Recovery	Recovery Limits	Flag/Qual	
Tetrachloro-m-xylene	66.4	50-125		11/28/17 17:10

con-test® ANALYTICAL LABORATORY
39 Spruce Street * East Longmeadow, MA 01028 * FAX 413/525-6405 * TEL. 413/525-2332

Project Location: Greenwich, CT | Sample Description: | Work Order: 17K0912

Date Received: 11/15/2017

Field Sample #: MW-AM16D-111517-1 | Sampled: 11/15/2017 10:25

Sample ID: 17K0912-07

Sample Matrix: Ground Water

PCB Homologues by GC/MS Water

Analyte	Results	RL	Units	Dilution	Flag/Qual	Method	Date Prepared	Date/Time Analyzed	Analyst
Monochlorobiphenyls	0.0012	0.0010	µg/L	1		EPA 680 Modified	11/20/17	11/28/17 17:47	CJM
Dichlorobiphenyls	ND	0.0010	µg/L	1		EPA 680 Modified	11/20/17	11/28/17 17:47	CJM
Trichlorobiphenyls	ND	0.0010	µg/L	1		EPA 680 Modified	11/20/17	11/28/17 17:47	CJM
Tetrachlorobiphenyls	ND	0.0020	µg/L	1		EPA 680 Modified	11/20/17	11/28/17 17:47	CJM
Pentachlorobiphenyls	ND	0.0020	µg/L	1		EPA 680 Modified	11/20/17	11/28/17 17:47	CJM
Hexachlorobiphenyls	ND	0.0020	µg/L	1		EPA 680 Modified	11/20/17	11/28/17 17:47	CJM
Heptachlorobiphenyls	ND	0.0030	µg/L	1		EPA 680 Modified	11/20/17	11/28/17 17:47	CJM
Octachlorobiphenyls	ND	0.0030	µg/L	1		EPA 680 Modified	11/20/17	11/28/17 17:47	CJM
Nonachlorobiphenyls	ND	0.0050	µg/L	1		EPA 680 Modified	11/20/17	11/28/17 17:47	CJM
Decachlorobiphenyl	ND	0.0050	µg/L	1		EPA 680 Modified	11/20/17	11/28/17 17:47	CJM
Total Polychlorinated biphenyls	0.0012		µg/L	1		EPA 680 Modified	11/20/17	11/28/17 17:47	CJM

Surrogates	% Recovery	Recovery Limits	Flag/Qual	
Tetrachloro-m-xylene	62.2	50-125		11/28/17 17:47

con-test® ANALYTICAL LABORATORY
39 Spruce Street * East Longmeadow, MA 01028 * FAX 413/525-6405 * TEL. 413/525-2332

Project Location: Greenwich, CT | Sample Description: | Work Order: 17K0912

Date Received: 11/15/2017

Field Sample #: MW-V12-111517-1 | Sampled: 11/15/2017 10:15

Sample ID: 17K0912-08

Sample Matrix: Ground Water

PCB Homologues by GC/MS Water

Analyte	Results	RL	Units	Dilution	Flag/Qual	Method	Date Prepared	Date/Time Analyzed	Analyst
Monochlorobiphenyls	ND	0.0010	µg/L	1		EPA 680 Modified	11/20/17	11/28/17 18:24	CJM
Dichlorobiphenyls	ND	0.0010	µg/L	1		EPA 680 Modified	11/20/17	11/28/17 18:24	CJM
Trichlorobiphenyls	0.043	0.0010	µg/L	1		EPA 680 Modified	11/20/17	11/28/17 18:24	CJM
Tetrachlorobiphenyls	0.26	0.0021	µg/L	1		EPA 680 Modified	11/20/17	11/28/17 18:24	CJM
Pentachlorobiphenyls	0.13	0.0021	µg/L	1		EPA 680 Modified	11/20/17	11/28/17 18:24	CJM
Hexachlorobiphenyls	0.012	0.0021	µg/L	1		EPA 680 Modified	11/20/17	11/28/17 18:24	CJM
Heptachlorobiphenyls	ND	0.0031	µg/L	1		EPA 680 Modified	11/20/17	11/28/17 18:24	CJM
Octachlorobiphenyls	ND	0.0031	µg/L	1		EPA 680 Modified	11/20/17	11/28/17 18:24	CJM
Nonachlorobiphenyls	ND	0.0052	µg/L	1		EPA 680 Modified	11/20/17	11/28/17 18:24	CJM
Decachlorobiphenyl	ND	0.0052	µg/L	1		EPA 680 Modified	11/20/17	11/28/17 18:24	CJM
Total Polychlorinated biphenyls	0.44		µg/L	1		EPA 680 Modified	11/20/17	11/28/17 18:24	CJM

Surrogates	% Recovery	Recovery Limits	Flag/Qual	
Tetrachloro-m-xylene	72.5	50-125		11/28/17 18:24

con-test® ANALYTICAL LABORATORY
39 Spruce Street * East Longmeadow, MA 01028 * FAX 413/525-6405 * TEL. 413/525-2332

Project Location: Greenwich, CT | Sample Description: | Work Order: 17K0912

Date Received: 11/15/2017

Field Sample #: MW-AV17-111517-1 | Sampled: 11/15/2017 11:35

Sample ID: 17K0912-09

Sample Matrix: Ground Water

PCB Homologues by GC/MS Water

Analyte	Results	RL	Units	Dilution	Flag/Qual	Method	Date Prepared	Date/Time Analyzed	Analyst
Monochlorobiphenyls	ND	0.0010	µg/L	1		EPA 680 Modified	11/20/17	11/28/17 19:02	CJM
Dichlorobiphenyls	ND	0.0010	µg/L	1		EPA 680 Modified	11/20/17	11/28/17 19:02	CJM
Trichlorobiphenyls	ND	0.0010	µg/L	1		EPA 680 Modified	11/20/17	11/28/17 19:02	CJM
Tetrachlorobiphenyls	ND	0.0020	µg/L	1		EPA 680 Modified	11/20/17	11/28/17 19:02	CJM
Pentachlorobiphenyls	ND	0.0020	µg/L	1		EPA 680 Modified	11/20/17	11/28/17 19:02	CJM
Hexachlorobiphenyls	ND	0.0020	µg/L	1		EPA 680 Modified	11/20/17	11/28/17 19:02	CJM
Heptachlorobiphenyls	ND	0.0030	µg/L	1		EPA 680 Modified	11/20/17	11/28/17 19:02	CJM
Octachlorobiphenyls	ND	0.0030	µg/L	1		EPA 680 Modified	11/20/17	11/28/17 19:02	CJM
Nonachlorobiphenyls	ND	0.0050	µg/L	1		EPA 680 Modified	11/20/17	11/28/17 19:02	CJM
Decachlorobiphenyl	ND	0.0050	µg/L	1		EPA 680 Modified	11/20/17	11/28/17 19:02	CJM
Total Polychlorinated biphenyls	0.0		µg/L	1		EPA 680 Modified	11/20/17	11/28/17 19:02	CJM

Surrogates	% Recovery	Recovery Limits	Flag/Qual	
Tetrachloro-m-xylene	65.9	50-125		11/28/17 19:02

con-test® ANALYTICAL LABORATORY
39 Spruce Street * East Longmeadow, MA 01028 * FAX 413/525-6405 * TEL. 413/525-2332

Project Location: Greenwich, CT | Sample Description: | Work Order: 17K0912

Date Received: 11/15/2017

Field Sample #: MW-28-111517-1 | Sampled: 11/15/2017 11:40

Sample ID: 17K0912-10

Sample Matrix: Ground Water

PCB Homologues by GC/MS Water

Analyte	Results	RL	Units	Dilution	Flag/Qual	Method	Date Prepared	Date/Time Analyzed	Analyst
Monochlorobiphenyls	ND	0.0010	µg/L	1		EPA 680 Modified	11/20/17	11/28/17 19:39	CJM
Dichlorobiphenyls	ND	0.0010	µg/L	1		EPA 680 Modified	11/20/17	11/28/17 19:39	CJM
Trichlorobiphenyls	ND	0.0010	µg/L	1		EPA 680 Modified	11/20/17	11/28/17 19:39	CJM
Tetrachlorobiphenyls	0.0068	0.0020	µg/L	1		EPA 680 Modified	11/20/17	11/28/17 19:39	CJM
Pentachlorobiphenyls	0.011	0.0020	µg/L	1		EPA 680 Modified	11/20/17	11/28/17 19:39	CJM
Hexachlorobiphenyls	0.0040	0.0020	µg/L	1		EPA 680 Modified	11/20/17	11/28/17 19:39	CJM
Heptachlorobiphenyls	ND	0.0030	µg/L	1		EPA 680 Modified	11/20/17	11/28/17 19:39	CJM
Octachlorobiphenyls	ND	0.0030	µg/L	1		EPA 680 Modified	11/20/17	11/28/17 19:39	CJM
Nonachlorobiphenyls	ND	0.0050	µg/L	1		EPA 680 Modified	11/20/17	11/28/17 19:39	CJM
Decachlorobiphenyl	ND	0.0050	µg/L	1		EPA 680 Modified	11/20/17	11/28/17 19:39	CJM
Total Polychlorinated biphenyls	0.022		µg/L	1		EPA 680 Modified	11/20/17	11/28/17 19:39	CJM

Surrogates	% Recovery	Recovery Limits	Flag/Qual	
Tetrachloro-m-xylene	57.0	50-125		11/28/17 19:39

39 Spruce Street * East Longmeadow, MA 01028 * FAX 413/525-6405 * TEL. 413/525-2332

Sample Extraction Data

Prep Method: SW-846 3510C-EPA 680 Modified

Lab Number [Field ID]	Batch	Initial [mL]	Final [mL]	Date
17K0912-01 [MW-AH16R-111517-1]	B191401	1000	1.00	11/20/17
17K0912-02 [MW-P7-111517-1]	B191401	1000	1.00	11/20/17
17K0912-03 [MW-AM16-111517-1]	B191401	1000	1.00	11/20/17
17K0912-04 [MW-P11-111517-1]	B191401	960	1.00	11/20/17
17K0912-05 [MW-S15-111517-1]	B191401	960	1.00	11/20/17
17K0912-06 [MW-S15-111517-2]	B191401	980	1.00	11/20/17
17K0912-07 [MW-AM16D-111517-1]	B191401	1000	1.00	11/20/17
17K0912-08 [MW-V12-111517-1]	B191401	970	1.00	11/20/17
17K0912-09 [MW-AV17-111517-1]	B191401	1000	1.00	11/20/17
17K0912-10 [MW-28-111517-1]	B191401	1000	1.00	11/20/17

con-test® ANALYTICAL LABORATORY
39 Spruce Street * East Longmeadow, MA 01028 * FAX 413/525-6405 * TEL. 413/525-2332

QUALITY CONTROL

PCB Homologues by GC/MS Water - Quality Control

Analyte	Result	Reporting Limit	Units	Spike Level	Source Result	%REC	%REC Limits	RPD	RPD Limit	Notes
Batch B191401 - SW-846 3510C										
Blank (B191401-BLK1)				Prepared: 11/20/17 Analyzed: 11/28/17						
Monochlorobiphenyls	ND	0.0010	µg/L							
Dichlorobiphenyls	ND	0.0010	µg/L							
Trichlorobiphenyls	ND	0.0010	µg/L							
Tetrachlorobiphenyls	ND	0.0020	µg/L							
Pentachlorobiphenyls	ND	0.0020	µg/L							
Hexachlorobiphenyls	ND	0.0020	µg/L							
Heptachlorobiphenyls	ND	0.0030	µg/L							
Octachlorobiphenyls	ND	0.0030	µg/L							
Nonachlorobiphenyls	ND	0.0050	µg/L							
Decachlorobiphenyl	ND	0.0050	µg/L							
Total Polychlorinated biphenyls	0.0		µg/L							
Surrogate: Tetrachloro-m-xylene	*0.155*		µg/L	0.200		77.5	50-125			
LCS (B191401-BS1)				Prepared: 11/20/17 Analyzed: 11/28/17						
Monochlorobiphenyls	0.16	0.0010	µg/L	0.200		79.4	40-140			
Dichlorobiphenyls	0.16	0.0010	µg/L	0.200		82.1	40-140			
Trichlorobiphenyls	0.15	0.0010	µg/L	0.200		76.9	40-140			
Tetrachlorobiphenyls	0.33	0.0020	µg/L	0.400		82.3	40-140			
Pentachlorobiphenyls	0.33	0.0020	µg/L	0.400		82.7	40-140			
Hexachlorobiphenyls	0.34	0.0020	µg/L	0.400		84.9	40-140			
Heptachlorobiphenyls	0.49	0.0030	µg/L	0.600		82.3	40-140			
Octachlorobiphenyls	0.47	0.0030	µg/L	0.600		79.0	40-140			
Nonachlorobiphenyls	0.83	0.0050	µg/L	1.00		82.7	40-140			
Decachlorobiphenyl	0.76	0.0050	µg/L	1.00		76.4	40-140			
Surrogate: Tetrachloro-m-xylene	*0.176*		µg/L	0.200		88.2	50-125			
LCS Dup (B191401-BSD1)				Prepared: 11/20/17 Analyzed: 11/28/17						
Monochlorobiphenyls	0.16	0.0010	µg/L	0.200		80.3	40-140	1.16	50	
Dichlorobiphenyls	0.17	0.0010	µg/L	0.200		83.6	40-140	1.88	50	
Trichlorobiphenyls	0.16	0.0010	µg/L	0.200		77.7	40-140	1.00	50	
Tetrachlorobiphenyls	0.33	0.0020	µg/L	0.400		81.8	40-140	0.563	50	
Pentachlorobiphenyls	0.33	0.0020	µg/L	0.400		83.4	40-140	0.885	50	
Hexachlorobiphenyls	0.34	0.0020	µg/L	0.400		85.7	40-140	0.953	50	
Heptachlorobiphenyls	0.50	0.0030	µg/L	0.600		82.8	40-140	0.669	50	
Octachlorobiphenyls	0.48	0.0030	µg/L	0.600		79.8	40-140	0.967	50	
Nonachlorobiphenyls	0.84	0.0050	µg/L	1.00		84.3	40-140	1.84	50	
Decachlorobiphenyl	0.77	0.0050	µg/L	1.00		76.8	40-140	0.583	50	
Surrogate: Tetrachloro-m-xylene	*0.164*		µg/L	0.200		82.1	50-125			
Matrix Spike (B191401-MS1)	**Source: 17K0912-10**			Prepared: 11/20/17 Analyzed: 11/28/17						
Monochlorobiphenyls	0.163	0.0010	µg/L	0.204	ND	79.8	0-200			
Dichlorobiphenyls	0.173	0.0010	µg/L	0.204	ND	84.6	0-200			
Trichlorobiphenyls	0.164	0.0010	µg/L	0.204	ND	80.2	0-200			
Tetrachlorobiphenyls	0.348	0.0020	µg/L	0.408	0.00676	83.6	0-200			
Pentachlorobiphenyls	0.361	0.0020	µg/L	0.408	0.0110	85.7	0-200			
Hexachlorobiphenyls	0.364	0.0020	µg/L	0.408	0.00401	88.3	0-200			
Heptachlorobiphenyls	0.533	0.0031	µg/L	0.612	ND	87.0	0-200			
Octachlorobiphenyls	0.539	0.0031	µg/L	0.612	ND	88.1	0-200			
Nonachlorobiphenyls	0.977	0.0051	µg/L	1.02	ND	95.8	0-200			
Decachlorobiphenyl	0.901	0.0051	µg/L	1.02	ND	88.3	0-200			
Surrogate: Tetrachloro-m-xylene	*0.169*		µg/L	0.204		82.9	50-125			

con-test® ANALYTICAL LABORATORY
39 Spruce Street * East Longmeadow, MA 01028 * FAX 413/525-6405 * TEL. 413/525-2332

QUALITY CONTROL

PCB Homologues by GC/MS Water - Quality Control

Analyte	Result	Reporting Limit	Units	Spike Level	Source Result	%REC	%REC Limits	RPD	RPD Limit	Notes
Batch B191401 - SW-846 3510C										
Matrix Spike Dup (B191401-MSD1)		**Source: 17K0912-10**		Prepared: 11/20/17 Analyzed: 11/28/17						
Monochlorobiphenyls	0.161	0.0010	µg/L	0.207	ND	77.9	0-200	0.874		
Dichlorobiphenyls	0.171	0.0010	µg/L	0.207	ND	82.6	0-200	0.940		
Trichlorobiphenyls	0.163	0.0010	µg/L	0.207	ND	78.6	0-200	0.410		
Tetrachlorobiphenyls	0.346	0.0021	µg/L	0.415	0.00676	81.7	0-200	0.705		
Pentachlorobiphenyls	0.360	0.0021	µg/L	0.415	0.0110	84.3	0-200	0.114		
Hexachlorobiphenyls	0.368	0.0021	µg/L	0.415	0.00401	87.9	0-200	1.08		
Heptachlorobiphenyls	0.549	0.0031	µg/L	0.622	ND	88.4	0-200	3.11		
Octachlorobiphenyls	0.551	0.0031	µg/L	0.622	ND	88.7	0-200	2.21		
Nonachlorobiphenyls	0.990	0.0052	µg/L	1.04	ND	95.6	0-200	1.31		
Decachlorobiphenyl	0.919	0.0052	µg/L	1.04	ND	88.7	0-200	2.00		
Surrogate: Tetrachloro-m-xylene	*0.169*		µg/L	0.207		81.5	50-125			

39 Spruce Street * East Longmeadow, MA 01028 * FAX 413/525-6405 * TEL. 413/525-2332

FLAG/QUALIFIER SUMMARY

*	QC result is outside of established limits.
†	Wide recovery limits established for difficult compound.
‡	Wide RPD limits established for difficult compound.
#	Data exceeded client recommended or regulatory level
ND	Not Detected
RL	Reporting Limit
DL	Method Detection Limit
MCL	Maximum Contaminant Level

Percent recoveries and relative percent differences (RPDs) are determined by the software using values in the calculation which have not been rounded.

No results have been blank subtracted unless specified in the case narrative section.

39 Spruce Street * East Longmeadow, MA 01028 * FAX 413/525-6405 * TEL. 413/525-2332

CERTIFICATIONS

Certified Analyses included in this Report

Analyte	Certifications

No certified Analyses included in this Report

The CON-TEST Environmental Laboratory operates under the following certifications and accreditations:

Code	Description	Number	Expires
AIHA	AIHA-LAP, LLC - ISO17025:2005	100033	02/1/2018
MA	Massachusetts DEP	M-MA100	06/30/2018
CT	Connecticut Department of Publilc Health	PH-0567	09/30/2019
NY	New York State Department of Health	10899 NELAP	04/1/2018
NH-S	New Hampshire Environmental Lab	2516 NELAP	02/5/2018
RI	Rhode Island Department of Health	LAO00112	12/30/2017
NC	North Carolina Div. of Water Quality	652	12/31/2017
NJ	New Jersey DEP	MA007 NELAP	06/30/2018
FL	Florida Department of Health	E871027 NELAP	06/30/2018
VT	Vermont Department of Health Lead Laboratory	LL015036	07/30/2018
ME	State of Maine	2011028	06/9/2019
VA	Commonwealth of Virginia	460217	12/14/2017
NH-P	New Hampshire Environmental Lab	2557 NELAP	09/6/2018
VT-DW	Vermont Department of Health Drinking Water	VT-255716	06/12/2018
NC-DW	North Carolina Department of Health	25703	07/31/2018

eurofins | Spectrum Analytical

17K0912

CHAIN OF CUSTODY RECORD

Page 1 of 1

Special Handling:
- [X] Standard TAT - 7 to 10 business days
- [ ] Rush TAT - Date Needed: _____

All TATs subject to laboratory approval
Min. 24-hr notification needed for rushes
Samples disposed after 30 days unless otherwise instructed.

Report To: MATTHEW ROOD (AECOM)
500 ENTERPRISE DR. 1A
ROCKY HILL, CT 06067

Telephone #: 860-263-5800
Project Mgr: MATTHEW ROOD

Invoice To: MATTHEW ROOD (AECOM)

P.O No.: _____ Quote #: _____

Project No: 60432356.0500
Site Name: GREENWICH HS
Location: GREENWICH, CT State: CT
Sampler(s): RYAN BOTT
ELIZABETH DOERFLER

F=Field Filtered 1=Na_2S2O_3 2=HCl 3=H_2SO_4 4=HNO_3 5=NaOH 6=Ascorbic Acid
7=CH3OH 8=$NaHSO_4$ 9=Deionized Water 10=H_3PO_4 11= ICED 12= _____

DW=Drinking Water GW=Groundwater SW=Surface Water WW=Waste Water
O=Oil SO=Soil SL=Sludge A=Indoor/Ambient Air SG=Soil Gas
X1= _____ X2= _____ X3= _____

G= Grab C=Compsite

List Preservative Code below: 11

Lab ID:	Sample ID:	Date:	Time:	Type	Matrix	Containers: # of VOA Vials	# of Amber Glass	# of Clear Glass	# of Plastic	Analysis: PCBs Homolog GBD	Check if chlorinated	
1	MW-AH16R-111517-1	11/15/17	8:11	G	GW		2			X	☐	MUST MEET
2	MW-P7-111517-1	11/15/17	8:00	G	GW		2			X	☐	GWPL/SWPL FOR
3	MW-AM16-111517-1	11/15/17	9:17	G	GW		2			X	☐	REPORTING LIMITS.
4	MW-P11-111517-1	11/15/17	8:50	G	GW		2			X	☐	
5	MW-S15-111517-1	11/15/17	9:30	G	GW		2			X	☐	CLIENT IS
6	MW-S15-111517-2	11/15/17	9:31	G	GW		2			X	☐	MUNICIPALITY -
7	MW-AM16D-111517-1	11/15/17	10:25	G	GW		2			X	☐	TAX EXEMPT
8	MW-V12-111517-1	11/15/17	10:15	G	GW		2			X	☐	
9	MW-AV17-111517-1	11/15/17	11:35	G	GW		2			X	☐	
10	MW-28-111517-1	11/15/17	11:40	G	GW		6			X	☐	MS/MSD on MW-28

QA/QC Reporting Notes:
* additional charges may apply

MA DEP MCP CAM Report? ☐ Yes ☐ No
CT DPH RCP Report? ☒ Yes ☐ No
☒ Standard ☐ No QC ☐ DQA*
☐ ASP A* ☐ ASP B*
☐ NJ Reduced* ☐ NJ Full*
☐ Tier II* ☐ Tier IV*
☒ Other: SEE BELOW
State-specific reporting standards:

Relinquished by:	Received by:	Date:	Time:
		11/15/17	13:45
		11/15/17	1515
	2-8, 2-9	11/15/17	1700

Temp °C: Observed / Correction Factor / Corrected / IR ID #

☒ EDD format: PDF, EXCEL, EQUIS
☒ E-mail to: MATTHEW.ROOD@AECOM.COM

Condition upon receipt: Custody Seals: ☐ Present ☐ Intact ☐ Broken
☐ Ambient ☐ Iced ☐ Refrigerated ☐ DI VOA Frozen ☐ Soil Jar Frozen

Table of Contents

39 Spruce St.
East Longmeadow, MA. 01028
P: 413-525-2332
F: 413-525-6405
www.contestlabs.com

con-test® ANALYTICAL LABORATORY

Doc# 277 Rev 5 2017

Login Sample Receipt Checklist - (Rejection Criteria Listing - Using Acceptance Policy) Any False Statement will be brought to the attention of the Client - State True or False

Client Aecom

Received By JM Date 11/5/17 Time 1700

How were the samples received? In Cooler T No Cooler ____ On Ice T No Ice ____
Direct from Sampling ____ Ambient ____ Melted Ice ____

Were samples within Temperature? 2-6°C T By Gun # 1 Actual Temp - 2.8, 2.9
By Blank # ____ Actual Temp - ____

Was Custody Seal Intact? N/A Were Samples Tampered with? N/A
Was COC Relinquished ? T Does Chain Agree With Samples? T
Are there broken/leaking/loose caps on any samples? F
Is COC in ink/ Legible? T Were samples received within holding time? T
Did COC include all pertinent Information? Client T Analysis T Sampler Name T
Project T ID's T Collection Dates/Times T
Are Sample labels filled out and legible? T
Are there Lab to Filters? N/A Who was notified? ____
Are there Rushes? N/A Who was notified? ____
Are there Short Holds? N/A Who was notified? ____
Is there enough Volume? T
Is there Headspace where applicable? N/A MS/MSD? ~~N/A~~ T (JM)
Proper Media/Containers Used? T Is splitting samples required? N/A
Were trip blanks received? N/A On COC? N/A
Do all samples have the proper pH? N/A Acid ____ Base ____

Vials	#	Containers:	#		#		#
Unp-		1 Liter Amb.	24	1 Liter Plastic		16 oz Amb.	
HCL-		500 mL Amb.		500 mL Plastic		8oz Amb/Clear	
Meoh-		250 mL Amb.		250 mL Plastic		4oz Amb/Clear	
Bisulfate-		Col./Bacteria		Flashpoint		2oz Amb/Clear	
DI-		Other Plastic		Other Glass		Encore	
Thiosulfate-		SOC Kit		Plastic Bag		Frozen:	
Sulfuric-		Perchlorate		Ziplock			

Unused Media

Vials	#	Containers:	#		#		#
Unp-		1 Liter Amb.		1 Liter Plastic		16 oz Amb.	
HCL-		500 mL Amb.		500 mL Plastic		8oz Amb/Clear	
Meoh-		250 mL Amb.		250 mL Plastic		4oz Amb/Clear	
Bisulfate-		Col./Bacteria		Flashpoint		2oz Amb/Clear	
DI-		Other Plastic		Other Glass		Encore	
Thiosulfate-		SOC Kit		Plastic Bag		Frozen:	
Sulfuric-		Perchlorate		Ziplock			

Comments:

con-test® ANALYTICAL LABORATORY
39 Spruce Street * East Longmeadow, MA 01028 * FAX 413/525-6405 * TEL. 413/525-2332

December 5, 2017

Matthew Rood
AECOM Environment - Rocky Hill, CT
500 Enterprise Drive, Suite 1A
Rocky Hill, CT 06067

Project Location: Greenwich, CT
Client Job Number:
Project Number: 60432356.0500
Laboratory Work Order Number: 17K1027

Enclosed are results of analyses for samples received by the laboratory on November 17, 2017. If you have any questions concerning this report, please feel free to contact me.

Sincerely,



Aaron L. Benoit
Project Manager

Table of Contents

Sample Summary 3

Case Narrative 4

Sample Results 5

17K1027-01 5

17K1027-02 6

17K1027-03 7

17K1027-04 8

17K1027-05 9

17K1027-06 10

17K1027-07 11

17K1027-08 12

17K1027-09 13

17K1027-10 14

17K1027-11 15

17K1027-12 16

17K1027-13 17

Sample Preparation Information 18

QC Data 19

PCB Homologues by GC/MS Water 19

B191402 19

B191543 19

Flag/Qualifier Summary 22

Certifications 23

Chain of Custody/Sample Receipt 24

39 Spruce Street * East Longmeadow, MA 01028 * FAX 413/525-6405 * TEL. 413/525-2332

AECOM Environment - Rocky Hill, CT
500 Enterprise Drive, Suite 1A
Rocky Hill, CT 06067
ATTN: Matthew Rood

REPORT DATE: 12/5/2017

PURCHASE ORDER NUMBER: 92512ACM

PROJECT NUMBER: 60432356.0500

ANALYTICAL SUMMARY

WORK ORDER NUMBER: 17K1027

The results of analyses performed on the following samples submitted to the CON-TEST Analytical Laboratory are found in this report.

PROJECT LOCATION: Greenwich, CT

FIELD SAMPLE #	LAB ID:	MATRIX	SAMPLE DESCRIPTION	TEST	SUB LAB
MW-AJ19-111617-1	17K1027-01	Ground Water		EPA 680 Modified	
MW-AA19-111617-1	17K1027-02	Ground Water		EPA 680 Modified	
MW-AM21-111617-1	17K1027-03	Ground Water		EPA 680 Modified	
MW-AP28-111617-1	17K1027-04	Ground Water		EPA 680 Modified	
MW-T23-111617-1	17K1027-05	Ground Water		EPA 680 Modified	
MW-BB34-111617-1	17K1027-06	Ground Water		EPA 680 Modified	
MW-R20-111617-1	17K1027-07	Ground Water		EPA 680 Modified	
MW-R20-111617-2	17K1027-08	Ground Water		EPA 680 Modified	
MW-AG30-111617-1	17K1027-09	Ground Water		EPA 680 Modified	
MW-35-111617-1	17K1027-10	Ground Water		EPA 680 Modified	
MW-F35-111617-1	17K1027-11	Ground Water		EPA 680 Modified	
MW-L25-111617-1	17K1027-12	Ground Water		EPA 680 Modified	
MW-Y26-111617-1	17K1027-13	Ground Water		EPA 680 Modified	

39 Spruce Street * East Longmeadow, MA 01028 * FAX 413/525-6405 * TEL. 413/525-2332

CASE NARRATIVE SUMMARY

All reported results are within defined laboratory quality control objectives unless listed below or otherwise qualified in this report.

The results of analyses reported only relate to samples submitted to the Con-Test Analytical Laboratory for testing.
I certify that the analyses listed above, unless specifically listed as subcontracted, if any, were performed under my direction according to the approved methodologies listed in this document, and that based upon my inquiry of those individuals immediately responsible for obtaining the information, the material contained in this report is, to the best of my knowledge and belief, accurate and complete.



Lisa A. Worthington
Project Manager

con-test® ANALYTICAL LABORATORY
39 Spruce Street * East Longmeadow, MA 01028 * FAX 413/525-6405 * TEL. 413/525-2332

Project Location: Greenwich, CT | Sample Description: | Work Order: 17K1027

Date Received: 11/17/2017

Field Sample #: MW-AJ19-111617-1 | Sampled: 11/16/2017 07:29

Sample ID: 17K1027-01

Sample Matrix: Ground Water

PCB Homologues by GC/MS Water

Analyte	Results	RL	Units	Dilution	Flag/Qual	Method	Date Prepared	Date/Time Analyzed	Analyst
Monochlorobiphenyls	ND	0.00097	µg/L	1		EPA 680 Modified	11/20/17	11/29/17 14:58	CJM
Dichlorobiphenyls	ND	0.00097	µg/L	1		EPA 680 Modified	11/20/17	11/29/17 14:58	CJM
Trichlorobiphenyls	ND	0.00097	µg/L	1		EPA 680 Modified	11/20/17	11/29/17 14:58	CJM
Tetrachlorobiphenyls	ND	0.0019	µg/L	1		EPA 680 Modified	11/20/17	11/29/17 14:58	CJM
Pentachlorobiphenyls	ND	0.0019	µg/L	1		EPA 680 Modified	11/20/17	11/29/17 14:58	CJM
Hexachlorobiphenyls	ND	0.0019	µg/L	1		EPA 680 Modified	11/20/17	11/29/17 14:58	CJM
Heptachlorobiphenyls	ND	0.0029	µg/L	1		EPA 680 Modified	11/20/17	11/29/17 14:58	CJM
Octachlorobiphenyls	ND	0.0029	µg/L	1		EPA 680 Modified	11/20/17	11/29/17 14:58	CJM
Nonachlorobiphenyls	ND	0.0049	µg/L	1		EPA 680 Modified	11/20/17	11/29/17 14:58	CJM
Decachlorobiphenyl	ND	0.0049	µg/L	1		EPA 680 Modified	11/20/17	11/29/17 14:58	CJM
Total Polychlorinated biphenyls	0.0		µg/L	1		EPA 680 Modified	11/20/17	11/29/17 14:58	CJM

Surrogates	% Recovery	Recovery Limits	Flag/Qual		
Tetrachloro-m-xylene	77.0	50-125		11/29/17 14:58	

con-test® ANALYTICAL LABORATORY
39 Spruce Street * East Longmeadow, MA 01028 * FAX 413/525-6405 * TEL. 413/525-2332

Project Location: Greenwich, CT | Sample Description: | Work Order: 17K1027

Date Received: 11/17/2017

Field Sample #: MW-AA19-111617-1 | Sampled: 11/16/2017 07:20

Sample ID: 17K1027-02

Sample Matrix: Ground Water

PCB Homologues by GC/MS Water

Analyte	Results	RL	Units	Dilution	Flag/Qual	Method	Date Prepared	Date/Time Analyzed	Analyst
Monochlorobiphenyls	ND	0.00092	µg/L	1		EPA 680 Modified	11/21/17	11/29/17 18:42	CJM
Dichlorobiphenyls	ND	0.00092	µg/L	1		EPA 680 Modified	11/21/17	11/29/17 18:42	CJM
Trichlorobiphenyls	ND	0.00092	µg/L	1		EPA 680 Modified	11/21/17	11/29/17 18:42	CJM
Tetrachlorobiphenyls	ND	0.0018	µg/L	1		EPA 680 Modified	11/21/17	11/29/17 18:42	CJM
Pentachlorobiphenyls	ND	0.0018	µg/L	1		EPA 680 Modified	11/21/17	11/29/17 18:42	CJM
Hexachlorobiphenyls	ND	0.0018	µg/L	1		EPA 680 Modified	11/21/17	11/29/17 18:42	CJM
Heptachlorobiphenyls	ND	0.0028	µg/L	1		EPA 680 Modified	11/21/17	11/29/17 18:42	CJM
Octachlorobiphenyls	ND	0.0028	µg/L	1		EPA 680 Modified	11/21/17	11/29/17 18:42	CJM
Nonachlorobiphenyls	ND	0.0046	µg/L	1		EPA 680 Modified	11/21/17	11/29/17 18:42	CJM
Decachlorobiphenyl	ND	0.0046	µg/L	1		EPA 680 Modified	11/21/17	11/29/17 18:42	CJM
Total Polychlorinated biphenyls	0.0		µg/L	1		EPA 680 Modified	11/21/17	11/29/17 18:42	CJM

Surrogates	% Recovery	Recovery Limits	Flag/Qual		
Tetrachloro-m-xylene	74.1	50-125		11/29/17 18:42	

con-test® ANALYTICAL LABORATORY
39 Spruce Street * East Longmeadow, MA 01028 * FAX 413/525-6405 * TEL. 413/525-2332

Project Location: Greenwich, CT | Sample Description: | Work Order: 17K1027

Date Received: 11/17/2017

Field Sample #: MW-AM21-111617-1 | Sampled: 11/16/2017 08:16

Sample ID: 17K1027-03

Sample Matrix: Ground Water

PCB Homologues by GC/MS Water

Analyte	Results	RL	Units	Dilution	Flag/Qual	Method	Date Prepared	Date/Time Analyzed	Analyst
Monochlorobiphenyls	ND	0.0010	µg/L	1		EPA 680 Modified	11/21/17	11/29/17 19:20	CJM
Dichlorobiphenyls	ND	0.0010	µg/L	1		EPA 680 Modified	11/21/17	11/29/17 19:20	CJM
Trichlorobiphenyls	ND	0.0010	µg/L	1		EPA 680 Modified	11/21/17	11/29/17 19:20	CJM
Tetrachlorobiphenyls	0.0043	0.0020	µg/L	1		EPA 680 Modified	11/21/17	11/29/17 19:20	CJM
Pentachlorobiphenyls	ND	0.0020	µg/L	1		EPA 680 Modified	11/21/17	11/29/17 19:20	CJM
Hexachlorobiphenyls	ND	0.0020	µg/L	1		EPA 680 Modified	11/21/17	11/29/17 19:20	CJM
Heptachlorobiphenyls	ND	0.0030	µg/L	1		EPA 680 Modified	11/21/17	11/29/17 19:20	CJM
Octachlorobiphenyls	ND	0.0030	µg/L	1		EPA 680 Modified	11/21/17	11/29/17 19:20	CJM
Nonachlorobiphenyls	ND	0.0050	µg/L	1		EPA 680 Modified	11/21/17	11/29/17 19:20	CJM
Decachlorobiphenyl	ND	0.0050	µg/L	1		EPA 680 Modified	11/21/17	11/29/17 19:20	CJM
Total Polychlorinated biphenyls	0.0043		µg/L	1		EPA 680 Modified	11/21/17	11/29/17 19:20	CJM

Surrogates	% Recovery	Recovery Limits	Flag/Qual	
Tetrachloro-m-xylene	74.1	50-125		11/29/17 19:20

con-test® ANALYTICAL LABORATORY
39 Spruce Street * East Longmeadow, MA 01028 * FAX 413/525-6405 * TEL. 413/525-2332

Project Location: Greenwich, CT | Sample Description: | Work Order: 17K1027

Date Received: 11/17/2017

Field Sample #: MW-AP28-111617-1 | Sampled: 11/16/2017 09:21

Sample ID: 17K1027-04

Sample Matrix: Ground Water

PCB Homologues by GC/MS Water

Analyte	Results	RL	Units	Dilution	Flag/Qual	Method	Date Prepared	Date/Time Analyzed	Analyst
Monochlorobiphenyls	ND	0.0010	µg/L	1		EPA 680 Modified	11/21/17	11/29/17 19:57	CJM
Dichlorobiphenyls	ND	0.0010	µg/L	1		EPA 680 Modified	11/21/17	11/29/17 19:57	CJM
Trichlorobiphenyls	ND	0.0010	µg/L	1		EPA 680 Modified	11/21/17	11/29/17 19:57	CJM
Tetrachlorobiphenyls	ND	0.0020	µg/L	1		EPA 680 Modified	11/21/17	11/29/17 19:57	CJM
Pentachlorobiphenyls	ND	0.0020	µg/L	1		EPA 680 Modified	11/21/17	11/29/17 19:57	CJM
Hexachlorobiphenyls	ND	0.0020	µg/L	1		EPA 680 Modified	11/21/17	11/29/17 19:57	CJM
Heptachlorobiphenyls	ND	0.0030	µg/L	1		EPA 680 Modified	11/21/17	11/29/17 19:57	CJM
Octachlorobiphenyls	ND	0.0030	µg/L	1		EPA 680 Modified	11/21/17	11/29/17 19:57	CJM
Nonachlorobiphenyls	ND	0.0050	µg/L	1		EPA 680 Modified	11/21/17	11/29/17 19:57	CJM
Decachlorobiphenyl	ND	0.0050	µg/L	1		EPA 680 Modified	11/21/17	11/29/17 19:57	CJM
Total Polychlorinated biphenyls	0.0		µg/L	1		EPA 680 Modified	11/21/17	11/29/17 19:57	CJM

Surrogates	% Recovery	Recovery Limits	Flag/Qual	
Tetrachloro-m-xylene	84.6	50-125		11/29/17 19:57

con-test® ANALYTICAL LABORATORY
39 Spruce Street * East Longmeadow, MA 01028 * FAX 413/525-6405 * TEL. 413/525-2332

Project Location: Greenwich, CT | Sample Description: | Work Order: 17K1027

Date Received: 11/17/2017

Field Sample #: MW-T23-111617-1 | Sampled: 11/16/2017 08:30

Sample ID: 17K1027-05

Sample Matrix: Ground Water

PCB Homologues by GC/MS Water

Analyte	Results	RL	Units	Dilution	Flag/Qual	Method	Date Prepared	Date/Time Analyzed	Analyst
Monochlorobiphenyls	ND	0.0010	µg/L	1		EPA 680 Modified	11/21/17	11/29/17 22:27	CJM
Dichlorobiphenyls	ND	0.0010	µg/L	1		EPA 680 Modified	11/21/17	11/29/17 22:27	CJM
Trichlorobiphenyls	ND	0.0010	µg/L	1		EPA 680 Modified	11/21/17	11/29/17 22:27	CJM
Tetrachlorobiphenyls	ND	0.0020	µg/L	1		EPA 680 Modified	11/21/17	11/29/17 22:27	CJM
Pentachlorobiphenyls	ND	0.0020	µg/L	1		EPA 680 Modified	11/21/17	11/29/17 22:27	CJM
Hexachlorobiphenyls	ND	0.0020	µg/L	1		EPA 680 Modified	11/21/17	11/29/17 22:27	CJM
Heptachlorobiphenyls	ND	0.0030	µg/L	1		EPA 680 Modified	11/21/17	11/29/17 22:27	CJM
Octachlorobiphenyls	ND	0.0030	µg/L	1		EPA 680 Modified	11/21/17	11/29/17 22:27	CJM
Nonachlorobiphenyls	ND	0.0050	µg/L	1		EPA 680 Modified	11/21/17	11/29/17 22:27	CJM
Decachlorobiphenyl	ND	0.0050	µg/L	1		EPA 680 Modified	11/21/17	11/29/17 22:27	CJM
Total Polychlorinated biphenyls	0.0		µg/L	1		EPA 680 Modified	11/21/17	11/29/17 22:27	CJM

Surrogates	% Recovery	Recovery Limits	Flag/Qual	
Tetrachloro-m-xylene	71.3	50-125		11/29/17 22:27

con-test® ANALYTICAL LABORATORY
39 Spruce Street * East Longmeadow, MA 01028 * FAX 413/525-6405 * TEL. 413/525-2332

Project Location: Greenwich, CT | Sample Description: | Work Order: 17K1027

Date Received: 11/17/2017

Field Sample #: MW-BB34-111617-1 | Sampled: 11/16/2017 10:33

Sample ID: 17K1027-06

Sample Matrix: Ground Water

PCB Homologues by GC/MS Water

Analyte	Results	RL	Units	Dilution	Flag/Qual	Method	Date Prepared	Date/Time Analyzed	Analyst
Monochlorobiphenyls	ND	0.00096	µg/L	1		EPA 680 Modified	11/21/17	11/29/17 23:04	CJM
Dichlorobiphenyls	ND	0.00096	µg/L	1		EPA 680 Modified	11/21/17	11/29/17 23:04	CJM
Trichlorobiphenyls	ND	0.00096	µg/L	1		EPA 680 Modified	11/21/17	11/29/17 23:04	CJM
Tetrachlorobiphenyls	ND	0.0019	µg/L	1		EPA 680 Modified	11/21/17	11/29/17 23:04	CJM
Pentachlorobiphenyls	ND	0.0019	µg/L	1		EPA 680 Modified	11/21/17	11/29/17 23:04	CJM
Hexachlorobiphenyls	ND	0.0019	µg/L	1		EPA 680 Modified	11/21/17	11/29/17 23:04	CJM
Heptachlorobiphenyls	ND	0.0029	µg/L	1		EPA 680 Modified	11/21/17	11/29/17 23:04	CJM
Octachlorobiphenyls	ND	0.0029	µg/L	1		EPA 680 Modified	11/21/17	11/29/17 23:04	CJM
Nonachlorobiphenyls	ND	0.0048	µg/L	1		EPA 680 Modified	11/21/17	11/29/17 23:04	CJM
Decachlorobiphenyl	ND	0.0048	µg/L	1		EPA 680 Modified	11/21/17	11/29/17 23:04	CJM
Total Polychlorinated biphenyls	0.0		µg/L	1		EPA 680 Modified	11/21/17	11/29/17 23:04	CJM

Surrogates	% Recovery	Recovery Limits	Flag/Qual	
Tetrachloro-m-xylene	68.0	50-125		11/29/17 23:04

con-test® ANALYTICAL LABORATORY
39 Spruce Street * East Longmeadow, MA 01028 * FAX 413/525-6405 * TEL. 413/525-2332

Project Location: Greenwich, CT | Sample Description: | Work Order: 17K1027

Date Received: 11/17/2017

Field Sample #: MW-R20-111617-1 | Sampled: 11/16/2017 10:15

Sample ID: 17K1027-07

Sample Matrix: Ground Water

PCB Homologues by GC/MS Water

Analyte	Results	RL	Units	Dilution	Flag/Qual	Method	Date Prepared	Date/Time Analyzed	Analyst
Monochlorobiphenyls	ND	0.0010	µg/L	1		EPA 680 Modified	11/21/17	11/29/17 23:41	CJM
Dichlorobiphenyls	ND	0.0010	µg/L	1		EPA 680 Modified	11/21/17	11/29/17 23:41	CJM
Trichlorobiphenyls	ND	0.0010	µg/L	1		EPA 680 Modified	11/21/17	11/29/17 23:41	CJM
Tetrachlorobiphenyls	ND	0.0020	µg/L	1		EPA 680 Modified	11/21/17	11/29/17 23:41	CJM
Pentachlorobiphenyls	ND	0.0020	µg/L	1		EPA 680 Modified	11/21/17	11/29/17 23:41	CJM
Hexachlorobiphenyls	ND	0.0020	µg/L	1		EPA 680 Modified	11/21/17	11/29/17 23:41	CJM
Heptachlorobiphenyls	ND	0.0030	µg/L	1		EPA 680 Modified	11/21/17	11/29/17 23:41	CJM
Octachlorobiphenyls	ND	0.0030	µg/L	1		EPA 680 Modified	11/21/17	11/29/17 23:41	CJM
Nonachlorobiphenyls	ND	0.0050	µg/L	1		EPA 680 Modified	11/21/17	11/29/17 23:41	CJM
Decachlorobiphenyl	ND	0.0050	µg/L	1		EPA 680 Modified	11/21/17	11/29/17 23:41	CJM
Total Polychlorinated biphenyls	0.0		µg/L	1		EPA 680 Modified	11/21/17	11/29/17 23:41	CJM

Surrogates	% Recovery	Recovery Limits	Flag/Qual	
Tetrachloro-m-xylene	70.6	50-125		11/29/17 23:41

con-test® ANALYTICAL LABORATORY
39 Spruce Street * East Longmeadow, MA 01028 * FAX 413/525-6405 * TEL. 413/525-2332

Project Location: Greenwich, CT | Sample Description: | Work Order: 17K1027

Date Received: 11/17/2017

Field Sample #: MW-R20-111617-2 | Sampled: 11/16/2017 10:16

Sample ID: 17K1027-08

Sample Matrix: Ground Water

PCB Homologues by GC/MS Water

Analyte	Results	RL	Units	Dilution	Flag/Qual	Method	Date Prepared	Date/Time Analyzed	Analyst
Monochlorobiphenyls	ND	0.0010	µg/L	1		EPA 680 Modified	11/21/17	11/30/17 0:19	CJM
Dichlorobiphenyls	ND	0.0010	µg/L	1		EPA 680 Modified	11/21/17	11/30/17 0:19	CJM
Trichlorobiphenyls	ND	0.0010	µg/L	1		EPA 680 Modified	11/21/17	11/30/17 0:19	CJM
Tetrachlorobiphenyls	ND	0.0020	µg/L	1		EPA 680 Modified	11/21/17	11/30/17 0:19	CJM
Pentachlorobiphenyls	ND	0.0020	µg/L	1		EPA 680 Modified	11/21/17	11/30/17 0:19	CJM
Hexachlorobiphenyls	ND	0.0020	µg/L	1		EPA 680 Modified	11/21/17	11/30/17 0:19	CJM
Heptachlorobiphenyls	ND	0.0030	µg/L	1		EPA 680 Modified	11/21/17	11/30/17 0:19	CJM
Octachlorobiphenyls	ND	0.0030	µg/L	1		EPA 680 Modified	11/21/17	11/30/17 0:19	CJM
Nonachlorobiphenyls	ND	0.0050	µg/L	1		EPA 680 Modified	11/21/17	11/30/17 0:19	CJM
Decachlorobiphenyl	ND	0.0050	µg/L	1		EPA 680 Modified	11/21/17	11/30/17 0:19	CJM
Total Polychlorinated biphenyls	0.0		µg/L	1		EPA 680 Modified	11/21/17	11/30/17 0:19	CJM

Surrogates	% Recovery	Recovery Limits	Flag/Qual		
Tetrachloro-m-xylene	70.2	50-125		11/30/17 0:19	

con-test® ANALYTICAL LABORATORY
39 Spruce Street * East Longmeadow, MA 01028 * FAX 413/525-6405 * TEL. 413/525-2332

Project Location: Greenwich, CT | Sample Description: | Work Order: 17K1027

Date Received: 11/17/2017

Field Sample #: MW-AG30-111617-1 | Sampled: 11/16/2017 11:34

Sample ID: 17K1027-09

Sample Matrix: Ground Water

PCB Homologues by GC/MS Water

Analyte	Results	RL	Units	Dilution	Flag/Qual	Method	Date Prepared	Date/Time Analyzed	Analyst
Monochlorobiphenyls	ND	0.00096	µg/L	1		EPA 680 Modified	11/21/17	11/30/17 0:56	CJM
Dichlorobiphenyls	ND	0.00096	µg/L	1		EPA 680 Modified	11/21/17	11/30/17 0:56	CJM
Trichlorobiphenyls	ND	0.00096	µg/L	1		EPA 680 Modified	11/21/17	11/30/17 0:56	CJM
Tetrachlorobiphenyls	ND	0.0019	µg/L	1		EPA 680 Modified	11/21/17	11/30/17 0:56	CJM
Pentachlorobiphenyls	ND	0.0019	µg/L	1		EPA 680 Modified	11/21/17	11/30/17 0:56	CJM
Hexachlorobiphenyls	ND	0.0019	µg/L	1		EPA 680 Modified	11/21/17	11/30/17 0:56	CJM
Heptachlorobiphenyls	ND	0.0029	µg/L	1		EPA 680 Modified	11/21/17	11/30/17 0:56	CJM
Octachlorobiphenyls	ND	0.0029	µg/L	1		EPA 680 Modified	11/21/17	11/30/17 0:56	CJM
Nonachlorobiphenyls	ND	0.0048	µg/L	1		EPA 680 Modified	11/21/17	11/30/17 0:56	CJM
Decachlorobiphenyl	ND	0.0048	µg/L	1		EPA 680 Modified	11/21/17	11/30/17 0:56	CJM
Total Polychlorinated biphenyls	0.0		µg/L	1		EPA 680 Modified	11/21/17	11/30/17 0:56	CJM

Surrogates	% Recovery	Recovery Limits	Flag/Qual		
Tetrachloro-m-xylene	75.9	50-125		11/30/17 0:56	

con-test® ANALYTICAL LABORATORY
39 Spruce Street * East Longmeadow, MA 01028 * FAX 413/525-6405 * TEL. 413/525-2332

Project Location: Greenwich, CT | Sample Description: | Work Order: 17K1027

Date Received: 11/17/2017

Field Sample #: MW-35-111617-1 | Sampled: 11/16/2017 12:41

Sample ID: 17K1027-10

Sample Matrix: Ground Water

PCB Homologues by GC/MS Water

Analyte	Results	RL	Units	Dilution	Flag/Qual	Method	Date Prepared	Date/Time Analyzed	Analyst
Monochlorobiphenyls	ND	0.00096	µg/L	1		EPA 680 Modified	11/21/17	11/30/17 1:34	CJM
Dichlorobiphenyls	ND	0.00096	µg/L	1		EPA 680 Modified	11/21/17	11/30/17 1:34	CJM
Trichlorobiphenyls	ND	0.00096	µg/L	1		EPA 680 Modified	11/21/17	11/30/17 1:34	CJM
Tetrachlorobiphenyls	ND	0.0019	µg/L	1		EPA 680 Modified	11/21/17	11/30/17 1:34	CJM
Pentachlorobiphenyls	ND	0.0019	µg/L	1		EPA 680 Modified	11/21/17	11/30/17 1:34	CJM
Hexachlorobiphenyls	ND	0.0019	µg/L	1		EPA 680 Modified	11/21/17	11/30/17 1:34	CJM
Heptachlorobiphenyls	ND	0.0029	µg/L	1		EPA 680 Modified	11/21/17	11/30/17 1:34	CJM
Octachlorobiphenyls	ND	0.0029	µg/L	1		EPA 680 Modified	11/21/17	11/30/17 1:34	CJM
Nonachlorobiphenyls	ND	0.0048	µg/L	1		EPA 680 Modified	11/21/17	11/30/17 1:34	CJM
Decachlorobiphenyl	ND	0.0048	µg/L	1		EPA 680 Modified	11/21/17	11/30/17 1:34	CJM
Total Polychlorinated biphenyls	0.0		µg/L	1		EPA 680 Modified	11/21/17	11/30/17 1:34	CJM

Surrogates	% Recovery	Recovery Limits	Flag/Qual		
Tetrachloro-m-xylene	78.6	50-125		11/30/17 1:34	

con-test® ANALYTICAL LABORATORY
39 Spruce Street * East Longmeadow, MA 01028 * FAX 413/525-6405 * TEL. 413/525-2332

Project Location: Greenwich, CT | Sample Description: | Work Order: 17K1027

Date Received: 11/17/2017

Field Sample #: MW-F35-111617-1 | Sampled: 11/16/2017 12:25

Sample ID: 17K1027-11

Sample Matrix: Ground Water

PCB Homologues by GC/MS Water

Analyte	Results	RL	Units	Dilution	Flag/Qual	Method	Date Prepared	Date/Time Analyzed	Analyst
Monochlorobiphenyls	ND	0.00095	µg/L	1		EPA 680 Modified	11/21/17	11/30/17 2:11	CJM
Dichlorobiphenyls	ND	0.00095	µg/L	1		EPA 680 Modified	11/21/17	11/30/17 2:11	CJM
Trichlorobiphenyls	ND	0.00095	µg/L	1		EPA 680 Modified	11/21/17	11/30/17 2:11	CJM
Tetrachlorobiphenyls	ND	0.0019	µg/L	1		EPA 680 Modified	11/21/17	11/30/17 2:11	CJM
Pentachlorobiphenyls	ND	0.0019	µg/L	1		EPA 680 Modified	11/21/17	11/30/17 2:11	CJM
Hexachlorobiphenyls	ND	0.0019	µg/L	1		EPA 680 Modified	11/21/17	11/30/17 2:11	CJM
Heptachlorobiphenyls	ND	0.0028	µg/L	1		EPA 680 Modified	11/21/17	11/30/17 2:11	CJM
Octachlorobiphenyls	ND	0.0028	µg/L	1		EPA 680 Modified	11/21/17	11/30/17 2:11	CJM
Nonachlorobiphenyls	ND	0.0047	µg/L	1		EPA 680 Modified	11/21/17	11/30/17 2:11	CJM
Decachlorobiphenyl	ND	0.0047	µg/L	1		EPA 680 Modified	11/21/17	11/30/17 2:11	CJM
Total Polychlorinated biphenyls	0.0		µg/L	1		EPA 680 Modified	11/21/17	11/30/17 2:11	CJM

Surrogates	% Recovery	Recovery Limits	Flag/Qual	
Tetrachloro-m-xylene	70.3	50-125		11/30/17 2:11

con-test® ANALYTICAL LABORATORY
39 Spruce Street * East Longmeadow, MA 01028 * FAX 413/525-6405 * TEL. 413/525-2332

Project Location: Greenwich, CT | Sample Description: | Work Order: 17K1027

Date Received: 11/17/2017

Field Sample #: MW-L25-111617-1 | Sampled: 11/16/2017 13:20

Sample ID: 17K1027-12

Sample Matrix: Ground Water

PCB Homologues by GC/MS Water

Analyte	Results	RL	Units	Dilution	Flag/Qual	Method	Date Prepared	Date/Time Analyzed	Analyst
Monochlorobiphenyls	ND	0.00095	µg/L	1		EPA 680 Modified	11/21/17	11/30/17 2:48	CJM
Dichlorobiphenyls	ND	0.00095	µg/L	1		EPA 680 Modified	11/21/17	11/30/17 2:48	CJM
Trichlorobiphenyls	ND	0.00095	µg/L	1		EPA 680 Modified	11/21/17	11/30/17 2:48	CJM
Tetrachlorobiphenyls	ND	0.0019	µg/L	1		EPA 680 Modified	11/21/17	11/30/17 2:48	CJM
Pentachlorobiphenyls	ND	0.0019	µg/L	1		EPA 680 Modified	11/21/17	11/30/17 2:48	CJM
Hexachlorobiphenyls	ND	0.0019	µg/L	1		EPA 680 Modified	11/21/17	11/30/17 2:48	CJM
Heptachlorobiphenyls	ND	0.0028	µg/L	1		EPA 680 Modified	11/21/17	11/30/17 2:48	CJM
Octachlorobiphenyls	ND	0.0028	µg/L	1		EPA 680 Modified	11/21/17	11/30/17 2:48	CJM
Nonachlorobiphenyls	ND	0.0047	µg/L	1		EPA 680 Modified	11/21/17	11/30/17 2:48	CJM
Decachlorobiphenyl	ND	0.0047	µg/L	1		EPA 680 Modified	11/21/17	11/30/17 2:48	CJM
Total Polychlorinated biphenyls	0.0		µg/L	1		EPA 680 Modified	11/21/17	11/30/17 2:48	CJM

Surrogates	% Recovery	Recovery Limits	Flag/Qual	
Tetrachloro-m-xylene	71.4	50-125		11/30/17 2:48

con-test® ANALYTICAL LABORATORY
39 Spruce Street * East Longmeadow, MA 01028 * FAX 413/525-6405 * TEL. 413/525-2332

Project Location: Greenwich, CT | Sample Description: | Work Order: 17K1027

Date Received: 11/17/2017

Field Sample #: MW-Y26-111617-1 | Sampled: 11/16/2017 11:40

Sample ID: 17K1027-13

Sample Matrix: Ground Water

PCB Homologues by GC/MS Water

Analyte	Results	RL	Units	Dilution	Flag/Qual	Method	Date Prepared	Date/Time Analyzed	Analyst
Monochlorobiphenyls	ND	0.00095	µg/L	1		EPA 680 Modified	11/21/17	11/30/17 3:26	CJM
Dichlorobiphenyls	ND	0.00095	µg/L	1		EPA 680 Modified	11/21/17	11/30/17 3:26	CJM
Trichlorobiphenyls	ND	0.00095	µg/L	1		EPA 680 Modified	11/21/17	11/30/17 3:26	CJM
Tetrachlorobiphenyls	ND	0.0019	µg/L	1		EPA 680 Modified	11/21/17	11/30/17 3:26	CJM
Pentachlorobiphenyls	ND	0.0019	µg/L	1		EPA 680 Modified	11/21/17	11/30/17 3:26	CJM
Hexachlorobiphenyls	ND	0.0019	µg/L	1		EPA 680 Modified	11/21/17	11/30/17 3:26	CJM
Heptachlorobiphenyls	ND	0.0029	µg/L	1		EPA 680 Modified	11/21/17	11/30/17 3:26	CJM
Octachlorobiphenyls	ND	0.0029	µg/L	1		EPA 680 Modified	11/21/17	11/30/17 3:26	CJM
Nonachlorobiphenyls	ND	0.0048	µg/L	1		EPA 680 Modified	11/21/17	11/30/17 3:26	CJM
Decachlorobiphenyl	ND	0.0048	µg/L	1		EPA 680 Modified	11/21/17	11/30/17 3:26	CJM
Total Polychlorinated biphenyls	0.0		µg/L	1		EPA 680 Modified	11/21/17	11/30/17 3:26	CJM

Surrogates	% Recovery	Recovery Limits	Flag/Qual		
Tetrachloro-m-xylene	75.1	50-125		11/30/17 3:26	

con-test® ANALYTICAL LABORATORY
39 Spruce Street * East Longmeadow, MA 01028 * FAX 413/525-6405 * TEL. 413/525-2332

Sample Extraction Data

Prep Method: SW-846 3510C-EPA 680 Modified

Lab Number [Field ID]	Batch	Initial [mL]	Final [mL]	Date
17K1027-01 [MW-AJ19-111617-1]	B191402	1030	1.00	11/20/17

Prep Method: SW-846 3510C-EPA 680 Modified

Lab Number [Field ID]	Batch	Initial [mL]	Final [mL]	Date
17K1027-02 [MW-AA19-111617-1]	B191543	980	0.900	11/21/17
17K1027-03 [MW-AM21-111617-1]	B191543	1000	1.00	11/21/17
17K1027-04 [MW-AP28-111617-1]	B191543	1000	1.00	11/21/17
17K1027-05 [MW-T23-111617-1]	B191543	900	0.900	11/21/17
17K1027-06 [MW-BB34-111617-1]	B191543	1040	1.00	11/21/17
17K1027-07 [MW-R20-111617-1]	B191543	1000	1.00	11/21/17
17K1027-08 [MW-R20-111617-2]	B191543	1000	1.00	11/21/17
17K1027-09 [MW-AG30-111617-1]	B191543	1040	1.00	11/21/17
17K1027-10 [MW-35-111617-1]	B191543	1040	1.00	11/21/17
17K1027-11 [MW-F35-111617-1]	B191543	950	0.900	11/21/17
17K1027-12 [MW-L25-111617-1]	B191543	950	0.900	11/21/17
17K1027-13 [MW-Y26-111617-1]	B191543	1050	1.00	11/21/17

con-test® ANALYTICAL LABORATORY
39 Spruce Street * East Longmeadow, MA 01028 * FAX 413/525-6405 * TEL. 413/525-2332

QUALITY CONTROL

PCB Homologues by GC/MS Water - Quality Control

Analyte	Result	Reporting Limit	Units	Spike Level	Source Result	%REC	%REC Limits	RPD	RPD Limit	Notes
Batch B191402 - SW-846 3510C										
Blank (B191402-BLK1)				Prepared: 11/20/17 Analyzed: 11/29/17						
Monochlorobiphenyls	ND	0.0010	µg/L							
Dichlorobiphenyls	ND	0.0010	µg/L							
Trichlorobiphenyls	ND	0.0010	µg/L							
Tetrachlorobiphenyls	ND	0.0020	µg/L							
Pentachlorobiphenyls	ND	0.0020	µg/L							
Hexachlorobiphenyls	ND	0.0020	µg/L							
Heptachlorobiphenyls	ND	0.0030	µg/L							
Octachlorobiphenyls	ND	0.0030	µg/L							
Nonachlorobiphenyls	ND	0.0050	µg/L							
Decachlorobiphenyl	ND	0.0050	µg/L							
Total Polychlorinated biphenyls	0.0		µg/L							
Surrogate: Tetrachloro-m-xylene	*0.172*		µg/L	0.200		86.0	50-125			
LCS (B191402-BS1)				Prepared: 11/20/17 Analyzed: 11/29/17						
Monochlorobiphenyls	0.16	0.0010	µg/L	0.200		80.6	40-140			
Dichlorobiphenyls	0.17	0.0010	µg/L	0.200		86.0	40-140			
Trichlorobiphenyls	0.16	0.0010	µg/L	0.200		81.5	40-140			
Tetrachlorobiphenyls	0.34	0.0020	µg/L	0.400		85.1	40-140			
Pentachlorobiphenyls	0.37	0.0020	µg/L	0.400		92.3	40-140			
Hexachlorobiphenyls	0.36	0.0020	µg/L	0.400		90.4	40-140			
Heptachlorobiphenyls	0.53	0.0030	µg/L	0.600		87.5	40-140			
Octachlorobiphenyls	0.52	0.0030	µg/L	0.600		87.2	40-140			
Nonachlorobiphenyls	0.93	0.0050	µg/L	1.00		93.3	40-140			
Decachlorobiphenyl	0.84	0.0050	µg/L	1.00		83.9	40-140			
Surrogate: Tetrachloro-m-xylene	*0.188*		µg/L	0.200		93.9	50-125			
LCS Dup (B191402-BSD1)				Prepared: 11/20/17 Analyzed: 11/29/17						
Monochlorobiphenyls	0.17	0.0010	µg/L	0.200		85.2	40-140	5.60	50	
Dichlorobiphenyls	0.18	0.0010	µg/L	0.200		90.8	40-140	5.48	50	
Trichlorobiphenyls	0.17	0.0010	µg/L	0.200		86.1	40-140	5.50	50	
Tetrachlorobiphenyls	0.36	0.0020	µg/L	0.400		91.1	40-140	6.89	50	
Pentachlorobiphenyls	0.39	0.0020	µg/L	0.400		96.5	40-140	4.43	50	
Hexachlorobiphenyls	0.39	0.0020	µg/L	0.400		98.0	40-140	8.09	50	
Heptachlorobiphenyls	0.57	0.0030	µg/L	0.600		95.5	40-140	8.73	50	
Octachlorobiphenyls	0.57	0.0030	µg/L	0.600		94.7	40-140	8.19	50	
Nonachlorobiphenyls	1.0	0.0050	µg/L	1.00		101	40-140	7.85	50	
Decachlorobiphenyl	0.92	0.0050	µg/L	1.00		91.7	40-140	8.84	50	
Surrogate: Tetrachloro-m-xylene	*0.180*		µg/L	0.200		89.9	50-125			
Batch B191543 - SW-846 3510C										
Blank (B191543-BLK1)				Prepared: 11/21/17 Analyzed: 11/29/17						
Monochlorobiphenyls	ND	0.0010	µg/L							
Dichlorobiphenyls	ND	0.0010	µg/L							
Trichlorobiphenyls	ND	0.0010	µg/L							
Tetrachlorobiphenyls	ND	0.0020	µg/L							
Pentachlorobiphenyls	ND	0.0020	µg/L							
Hexachlorobiphenyls	ND	0.0020	µg/L							
Heptachlorobiphenyls	ND	0.0030	µg/L							
Octachlorobiphenyls	ND	0.0030	µg/L							
Nonachlorobiphenyls	ND	0.0050	µg/L							
Decachlorobiphenyl	ND	0.0050	µg/L							
Total Polychlorinated biphenyls	0.0		µg/L							

con-test® ANALYTICAL LABORATORY
39 Spruce Street * East Longmeadow, MA 01028 * FAX 413/525-6405 * TEL. 413/525-2332

QUALITY CONTROL

PCB Homologues by GC/MS Water - Quality Control

Analyte	Result	Reporting Limit	Units	Spike Level	Source Result	%REC	%REC Limits	RPD	RPD Limit	Notes
Batch B191543 - SW-846 3510C										
Blank (B191543-BLK1)				Prepared: 11/21/17 Analyzed: 11/29/17						
Surrogate: Tetrachloro-m-xylene	*0.157*		µg/L	0.200		78.4	50-125			
LCS (B191543-BS1)				Prepared: 11/21/17 Analyzed: 11/29/17						
Monochlorobiphenyls	0.16	0.0010	µg/L	0.200		81.2	40-140			
Dichlorobiphenyls	0.17	0.0010	µg/L	0.200		85.2	40-140			
Trichlorobiphenyls	0.16	0.0010	µg/L	0.200		80.4	40-140			
Tetrachlorobiphenyls	0.33	0.0020	µg/L	0.400		83.4	40-140			
Pentachlorobiphenyls	0.37	0.0020	µg/L	0.400		92.2	40-140			
Hexachlorobiphenyls	0.37	0.0020	µg/L	0.400		91.6	40-140			
Heptachlorobiphenyls	0.52	0.0030	µg/L	0.600		87.4	40-140			
Octachlorobiphenyls	0.52	0.0030	µg/L	0.600		86.6	40-140			
Nonachlorobiphenyls	0.87	0.0050	µg/L	1.00		86.8	40-140			
Decachlorobiphenyl	0.85	0.0050	µg/L	1.00		85.3	40-140			
Surrogate: Tetrachloro-m-xylene	*0.179*		µg/L	0.200		89.5	50-125			
LCS Dup (B191543-BSD1)				Prepared: 11/21/17 Analyzed: 11/29/17						
Monochlorobiphenyls	0.19	0.0010	µg/L	0.200		95.1	40-140	15.8	50	
Dichlorobiphenyls	0.20	0.0010	µg/L	0.200		98.8	40-140	14.7	50	
Trichlorobiphenyls	0.19	0.0010	µg/L	0.200		92.6	40-140	14.0	50	
Tetrachlorobiphenyls	0.39	0.0020	µg/L	0.400		96.5	40-140	14.5	50	
Pentachlorobiphenyls	0.42	0.0020	µg/L	0.400		104	40-140	12.0	50	
Hexachlorobiphenyls	0.42	0.0020	µg/L	0.400		106	40-140	14.2	50	
Heptachlorobiphenyls	0.61	0.0030	µg/L	0.600		101	40-140	14.6	50	
Octachlorobiphenyls	0.60	0.0030	µg/L	0.600		100	40-140	14.4	50	
Nonachlorobiphenyls	1.0	0.0050	µg/L	1.00		99.7	40-140	13.8	50	
Decachlorobiphenyl	0.98	0.0050	µg/L	1.00		97.7	40-140	13.6	50	
Surrogate: Tetrachloro-m-xylene	*0.193*		µg/L	0.200		96.3	50-125			
Matrix Spike (B191543-MS1)		**Source: 17K1027-12**		Prepared: 11/21/17 Analyzed: 11/29/17						
Monochlorobiphenyls	0.172	0.00095	µg/L	0.211	ND	81.8	0-200			
Dichlorobiphenyls	0.185	0.00095	µg/L	0.211	ND	87.8	0-200			
Trichlorobiphenyls	0.178	0.00095	µg/L	0.211	ND	84.4	0-200			
Tetrachlorobiphenyls	0.378	0.0019	µg/L	0.421	ND	89.7	0-200			
Pentachlorobiphenyls	0.408	0.0019	µg/L	0.421	ND	96.9	0-200			
Hexachlorobiphenyls	0.430	0.0019	µg/L	0.421	ND	102	0-200			
Heptachlorobiphenyls	0.631	0.0028	µg/L	0.632	ND	99.9	0-200			
Octachlorobiphenyls	0.642	0.0028	µg/L	0.632	ND	102	0-200			
Nonachlorobiphenyls	1.09	0.0047	µg/L	1.05	ND	103	0-200			
Decachlorobiphenyl	1.11	0.0047	µg/L	1.05	ND	105	0-200			
Surrogate: Tetrachloro-m-xylene	*0.174*		µg/L	0.211		82.5	50-125			
Matrix Spike Dup (B191543-MSD1)		**Source: 17K1027-12**		Prepared: 11/21/17 Analyzed: 11/29/17						
Monochlorobiphenyls	0.172	0.00095	µg/L	0.211	ND	81.6	0-200	0.198		
Dichlorobiphenyls	0.186	0.00095	µg/L	0.211	ND	88.5	0-200	0.730		
Trichlorobiphenyls	0.180	0.00095	µg/L	0.211	ND	85.5	0-200	1.28		
Tetrachlorobiphenyls	0.382	0.0019	µg/L	0.421	ND	90.6	0-200	0.986		
Pentachlorobiphenyls	0.406	0.0019	µg/L	0.421	ND	96.5	0-200	0.454		
Hexachlorobiphenyls	0.438	0.0019	µg/L	0.421	ND	104	0-200	1.84		
Heptachlorobiphenyls	0.644	0.0028	µg/L	0.632	ND	102	0-200	2.10		
Octachlorobiphenyls	0.648	0.0028	µg/L	0.632	ND	103	0-200	0.834		
Nonachlorobiphenyls	1.10	0.0047	µg/L	1.05	ND	104	0-200	0.902		
Decachlorobiphenyl	1.13	0.0047	µg/L	1.05	ND	107	0-200	1.61		

con-test® ANALYTICAL LABORATORY
39 Spruce Street * East Longmeadow, MA 01028 * FAX 413/525-6405 * TEL. 413/525-2332

QUALITY CONTROL

PCB Homologues by GC/MS Water - Quality Control

Analyte	Result	Reporting Limit	Units	Spike Level	Source Result	%REC	%REC Limits	RPD	RPD Limit	Notes
Batch B191543 - SW-846 3510C										
Matrix Spike Dup (B191543-MSD1)		**Source: 17K1027-12**		Prepared: 11/21/17 Analyzed: 11/29/17						
Surrogate: Tetrachloro-m-xylene	*0.171*		µg/L	0.211		81.4	50-125			

39 Spruce Street * East Longmeadow, MA 01028 * FAX 413/525-6405 * TEL. 413/525-2332

FLAG/QUALIFIER SUMMARY

*	QC result is outside of established limits.
†	Wide recovery limits established for difficult compound.
‡	Wide RPD limits established for difficult compound.
#	Data exceeded client recommended or regulatory level
ND	Not Detected
RL	Reporting Limit
DL	Method Detection Limit
MCL	Maximum Contaminant Level

Percent recoveries and relative percent differences (RPDs) are determined by the software using values in the calculation which have not been rounded.

No results have been blank subtracted unless specified in the case narrative section.

39 Spruce Street * East Longmeadow, MA 01028 * FAX 413/525-6405 * TEL. 413/525-2332

CERTIFICATIONS

Certified Analyses included in this Report

Analyte	Certifications

No certified Analyses included in this Report

The CON-TEST Environmental Laboratory operates under the following certifications and accreditations:

Code	Description	Number	Expires
AIHA	AIHA-LAP, LLC - ISO17025:2005	100033	02/1/2018
MA	Massachusetts DEP	M-MA100	06/30/2018
CT	Connecticut Department of Publilc Health	PH-0567	09/30/2019
NY	New York State Department of Health	10899 NELAP	04/1/2018
NH-S	New Hampshire Environmental Lab	2516 NELAP	02/5/2018
RI	Rhode Island Department of Health	LAO00112	12/30/2017
NC	North Carolina Div. of Water Quality	652	12/31/2017
NJ	New Jersey DEP	MA007 NELAP	06/30/2018
FL	Florida Department of Health	E871027 NELAP	06/30/2018
VT	Vermont Department of Health Lead Laboratory	LL015036	07/30/2018
ME	State of Maine	2011028	06/9/2019
VA	Commonwealth of Virginia	460217	12/14/2017
NH-P	New Hampshire Environmental Lab	2557 NELAP	09/6/2018
VT-DW	Vermont Department of Health Drinking Water	VT-255716	06/12/2018
NC-DW	North Carolina Department of Health	25703	07/31/2018

17K1027

con-test ANALYTICAL LABORATORY

Phone: 413-525-2332
Fax: 413-525-6405
Email: info@contestlabs.com

http://www.contestlabs.com

CHAIN OF CUSTODY RECORD

Doc # 381 Rev 1_03242017

39 Spruce Street
East Longmeadow, MA 01028

Company Name: AECOM
Address: 500 ENTERPRISE DR. SUITE 1A ROCKY HILL, CT
Phone: 860-263-5800
Project Name: GREENWICH HS
Project Location: GREENWICH, CT
Project Number: 60432356.0500
Project Manager: MATTHEW. ROOD
Con-Test Quote Name/Number:
Invoice Recipient:
Sampled By: RYAN BOTT / ELIZABETH DOEFFLER

Requested Turnaround Time
7-Day ☐ 10-Day ☒
Due Date:

Rush Approval Required
1-Day ☐ 3-Day ☐
2-Day ☐ 4-Day ☐

Data Delivery
Format: PDF ☒ EXCEL ☒
Other: EQUIS
CLP Like Data Pkg Required: ☐
Email To: MATTHEW.ROOD@AECOM.COM
Fax To #:

ANALYSIS REQUESTED

Con-Test Work Order#	Client Sample ID / Description	Beginning Date/Time	Ending Date/Time	Composite	Grab	[1] Matrix Code	Conc Code	# of Containers	[2] Preservation Code	[3] Container Code	PCBs 8082
1	MW-AJA-111617-1	11/16/17	7:29		G	GW	U	2	H	A	
2	MW-AA19-111617-1	11/16/17	7:20		G	GW	U	2	H	A	
3	MW-AM21-111617-1	11/16/17	8:16		G	GW	U	2	H	A	
4	MW-AP28-111617-1	11/16/17	9:21		G	GW	U	2	H	A	
5	MW-T23-111617-1	11/16/17	8:30		G	GW	U	2	H	A	
6	MW-BB34-111617-1	11/16/17	10:33		G	GW	U	2	H	A	
7	MW-R20-111617-1	11/16/17	10:15		G	GW	U	2	H	A	
8	MW-R20-111617-2	11/16/17	10:16		G	GW	U	2	H	A	
9	MW-AG30-111617-1	11/16/17	11:34		G	GW	U	2	H	A	
10	MW-35-111617-1	11/16/17	~~12:35~~ 12:41		G	GW	U	2	H	A	

Dissolved Metals Samples
○ Field Filtered
○ Lab to Filter

Orthophosphate Samples
○ Field Filtered
○ Lab to Filter

[1] Matrix Codes:
GW = Ground Water
WW = Waste Water
DW = Drinking Water
A = Air
S = Soil
SL = Sludge
SOL = Solid
O = Other (please define)

[2] Preservation Codes:
I = Iced
H = HCL
M = Methanol
N = Nitric Acid
S = Sulfuric Acid
B = Sodium Bisulfate
X = Sodium Hydroxide
T = Sodium Thiosulfate
O = Other (please define)

[3] Container Codes:
A = Amber Glass
G = Glass
P = Plastic
ST = Sterile
V = Vial
S = Summa Canister
T = Tedlar Bag
O = Other (please define)

Comments:
MUST MEET GWPC/SWPC FOR REPORTING LIMITS
CLIENT IS MUNICIPALITY - TAX EXEMPT

Please use the following codes to indicate possible sample concentration within the **Conc Code** column above:
H - High; M - Medium; L - Low; C - Clean; U - Unknown

Relinquished by: (signature)	Date/Time:
Received by: (signature)	11-17-17 Date/Time: 1138
Relinquished by: (signature)	11-17-17 Date/Time: 1800
Received by: (signature)	11/17/17 Date/Time: 1800
Relinquished by: (signature)	Date/Time:
Received by: (signature)	Date/Time:

Detection Limit Requirements
MA
CT SWPC / GWPC
Other:

Special Requirements
☐ MA MCP Required
☐ MCP Certification Form Required
☒ CT RCP Required
☐ RCP Certification Form Required
☐ MA State DW Required
PWSID #

con-test ANALYTICAL LABORATORY www.contestlabs.com
NELAC and AIHA-LAP, LLC Accredited

Project Entity
☐ Government ☐ Municipality ☐ MWRA ☐ WRTA
☐ Federal ☐ 21 J ☐ School
☒ City ☐ Brownfield ☐ MBTA

Other
☐ Chromatogram
☐ *AIHA-LAP,LLC*

PCB ONLY
☐ Soxhlet
☐ Non Soxhlet

Table of Contents

17K1027

con-test ANALYTICAL LABORATORY

Phone: 413-525-2332
Fax: 413-525-6405
Email: info@contestlabs.com

http://www.contestlabs.com

CHAIN OF CUSTODY RECORD

Doc # 381 Rev 1_03242017

39 Spruce Street
East Longmeadow, MA 01028

Company Name: AECOM
Address: 500 ENTERPRISEDRIVE SUITE 1A
Phone: 860-263-5800
Project Name: GHS
Project Location: GREENWICH, LT
Project Number: 60432356.0500
Project Manager: MATTHEW ROOD
Con-Test Quote Name/Number:
Invoice Recipient:
Sampled By: R. BOTT / E. DOERFLER

Requested Turnaround Time
7-Day ☐ 10-Day ☒
Due Date:

Rush-Approval Required
1-Day ☐ 3-Day ☐
2-Day ☐ 4-Day ☐

Data Delivery
Format: PDF ☒ EXCEL ☒
Other: EQUIS
CLP Like Data Pkg Required: ☐
Email To: MATTHEW ROOD
Fax To #:

ANALYSIS REQUESTED

Con-Test Work Order#	Client Sample ID / Description	Beginning Date/Time	Ending Date/Time	Composite	Grab	[1]Matrix Code	Conc Code	PCBs HOMOLOG 680	
11	MW-F35-111617-1	11/16/17	12:25		G	GW	U	2	
12	MW-L25-111617-1	11/16/17	13:20		G	GW	U	6	MS/MSD
13	MW-Y26-111617-1	11/16/17	11:40		G	GW	U	2	

# of Containers
[2] Preservation Code
[3] Container Code

Dissolved Metals Samples
○ Field Filtered
○ Lab to Filter

Orthophosphate Samples
○ Field Filtered
○ Lab to Filter

[1] **Matrix Codes:**
GW = Ground Water
WW = Waste Water
DW = Drinking Water
A = Air
S = Soil
SL = Sludge
SOL = Solid
O = Other (please define)

[2] **Preservation Codes:**
I = Iced
H = HCL
M = Methanol
N = Nitric Acid
S = Sulfuric Acid
B = Sodium Bisulfate
X = Sodium Hydroxide
T = Sodium Thiosulfate
O = Other (please define)

[3] **Container Codes:**
A = Amber Glass
G = Glass
P = Plastic
ST = Sterile
V = Vial
S = Summa Canister
T = Tedlar Bag
O = Other (please define)

Comments: MS/MSD ON MW-L25
CLIENT IS MUNICIPALITY - TAX EXEMPT
MUST MEET GWPC/SWPC FOR REPORTING LIMITS

Please use the following codes to indicate possible sample concentration within the **Conc Code** column above:
H - High; M - Medium; L - Low; C - Clean; U - Unknown

Relinquished by: (signature)	Date/Time:
Received by: (signature) 11-17-17	Date/Time: 1138
Relinquished by: (signature) 11-17-17	Date/Time: 1800
Received by: (signature) 11/17/17	Date/Time: 1800
Relinquished by: (signature)	Date/Time:
Received by: (signature)	Date/Time:

Detection Limit Requirements
MA
CT GWPC SWPC
Other

Special Requirements
☐ MA MCP Required
MCP Certification Form Required
☒ CT RCP Required
RCP Certification Form Required
☐ MA State DW Required
PWSID #

con-test ANALYTICAL LABORATORY
www.contestlabs.com
NELAC and AIHA-LAP, LLC Accredited

Project Entity
☐ Government ☒ Municipality ☐ MWRA ☐ WRTA
☐ Federal ☐ 21 J ☐ School
☐ City ☐ Brownfield ☐ MBTA

Other
☐ Chromatogram
☐ *AIHA-LAP,LLC*

PCB ONLY
☐ Soxhlet
☐ Non Soxhlet

Table of Contents

39 Spruce St.
East Longmeadow, MA. 01028
P: 413-525-2332
F: 413-525-6405
www.contestlabs.com

con-test® ANALYTICAL LABORATORY

Doc# 277 Rev 5 2017

Login Sample Receipt Checklist - (Rejection Criteria Listing - Using Acceptance Policy) Any False Statement will be brought to the attention of the Client - State True or False

Client Aecom

Received By JM Date 11/17/17 Time 1800

How were the samples received? In Cooler T No Cooler ____ On Ice T No Ice ____
Direct from Sampling ____ Ambient ____ Melted Ice ____

Were samples within Temperature? 2-6°C T By Gun # 1 Actual Temp - 3.7, 3.8
By Blank # ____ Actual Temp - ____

Was Custody Seal Intact? N/A Were Samples Tampered with? N/A
Was COC Relinquished ? T Does Chain Agree With Samples? T
Are there broken/leaking/loose caps on any samples? F
Is COC in ink/ Legible? T Were samples received within holding time? T
Did COC include all pertinent Information? Client T Analysis T Sampler Name T
Project T ID's T Collection Dates/Times T
Are Sample labels filled out and legible? T
Are there Lab to Filters? N/A Who was notified? ____
Are there Rushes? N/A Who was notified? ____
Are there Short Holds? N/A Who was notified? ____
Is there enough Volume? T
Is there Headspace where applicable? N/A MS/MSD? N/A
Proper Media/Containers Used? T Is splitting samples required? N/A
Were trip blanks received? N/A On COC? N/A
Do all samples have the proper pH? N/A Acid ____ Base ____

Vials	#	Containers:	#		#		#
Unp-		1 Liter Amb.	30	1 Liter Plastic		16 oz Amb.	
HCL-		500 mL Amb.		500 mL Plastic		8oz Amb/Clear	
Meoh-		250 mL Amb.		250 mL Plastic		4oz Amb/Clear	
Bisulfate-		Col./Bacteria		Flashpoint		2oz Amb/Clear	
DI-		Other Plastic		Other Glass		Encore	
Thiosulfate-		SOC Kit		Plastic Bag		Frozen:	
Sulfuric-		Perchlorate		Ziplock			

Unused Media

Vials	#	Containers:	#		#		#
Unp-		1 Liter Amb.		1 Liter Plastic		16 oz Amb.	
HCL-		500 mL Amb.		500 mL Plastic		8oz Amb/Clear	
Meoh-		250 mL Amb.		250 mL Plastic		4oz Amb/Clear	
Bisulfate-		Col./Bacteria		Flashpoint		2oz Amb/Clear	
DI-		Other Plastic		Other Glass		Encore	
Thiosulfate-		SOC Kit		Plastic Bag		Frozen:	
Sulfuric-		Perchlorate		Ziplock			

Comments:

con-test® ANALYTICAL LABORATORY
39 Spruce Street * East Longmeadow, MA 01028 * FAX 413/525-6405 * TEL. 413/525-2332

March 22, 2018

Matthew Rood
AECOM Environment - Rocky Hill, CT
500 Enterprise Drive, Suite 1A
Rocky Hill, CT 06067

Project Location: 10 Hillside Rd, Greenwich CT
Client Job Number:
Project Number: 60432356.0500
Laboratory Work Order Number: 18C0227

Enclosed are results of analyses for samples received by the laboratory on March 6, 2018. If you have any questions concerning this report, please feel free to contact me.

Sincerely,



Aaron L. Benoit
Project Manager

Table of Contents

Sample Summary 3

Case Narrative 4

Sample Results 5

18C0227-01 5

18C0227-02 6

18C0227-03 7

18C0227-04 8

18C0227-05 9

18C0227-06 10

18C0227-07 11

18C0227-08 12

18C0227-09 13

18C0227-10 14

18C0227-11 15

18C0227-12 16

Sample Preparation Information 17

QC Data 18

PCB Homologues by GC/MS Water 18

B198556 18

B199145 19

Flag/Qualifier Summary 21

Certifications 22

Chain of Custody/Sample Receipt 23

39 Spruce Street * East Longmeadow, MA 01028 * FAX 413/525-6405 * TEL. 413/525-2332

AECOM Environment - Rocky Hill, CT
500 Enterprise Drive, Suite 1A
Rocky Hill, CT 06067
ATTN: Matthew Rood

REPORT DATE: 3/22/2018

PURCHASE ORDER NUMBER: 99513ACM

PROJECT NUMBER: 60432356.0500

ANALYTICAL SUMMARY

WORK ORDER NUMBER: 18C0227

The results of analyses performed on the following samples submitted to the CON-TEST Analytical Laboratory are found in this report.

PROJECT LOCATION: 10 Hillside Rd, Greenwich CT

FIELD SAMPLE #	LAB ID:	MATRIX	SAMPLE DESCRIPTION	TEST	SUB LAB
MW-BB34-03052018-1	18C0227-01	Ground Water		EPA 680 Modified	
MW-35-030618-1	18C0227-02	Ground Water		EPA 680 Modified	
MW-28-030618-1	18C0227-03	Ground Water		EPA 680 Modified	
MW-P7-030618-1	18C0227-04	Ground Water		EPA 680 Modified	
MW-P11-030618-1	18C0227-05	Ground Water		EPA 680 Modified	
MW-V12-030618-1	18C0227-06	Ground Water		EPA 680 Modified	
MW-S15-030618-1	18C0227-07	Ground Water		EPA 680 Modified	
MW-AH16R-030618-1	18C0227-08	Ground Water		EPA 680 Modified	
MW-Y15-030618-1	18C0227-09	Ground Water		EPA 680 Modified	
MW-Y15D-030618-1	18C0227-10	Ground Water		EPA 680 Modified	
MW-AA12D-030618-1	18C0227-11	Ground Water		EPA 680 Modified	
MW-S15-030618-2	18C0227-12	Ground Water		EPA 680 Modified	

39 Spruce Street * East Longmeadow, MA 01028 * FAX 413/525-6405 * TEL. 413/525-2332

CASE NARRATIVE SUMMARY

All reported results are within defined laboratory quality control objectives unless listed below or otherwise qualified in this report.

EPA 680 Modified

Qualifications:

H-06

Sample was extracted past the recommended holding time.

Analyte & Samples(s) Qualified:

18C0227-07RE1[MW-S15-030618-1], 18C0227-08RE2[MW-AH16R-030618-1], 18C0227-09RE2[MW-Y15-030618-1]

S-09

Sample was re-extracted outside of holding time since surrogate standard recovery was outside of control limits in initial analysis. Initial data is reported since confirmation analysis also had unacceptable surrogate, confirming matrix interference.

Analyte & Samples(s) Qualified:

Tetrachloro-m-xylene

18C0227-08[MW-AH16R-030618-1], 18C0227-08RE2[MW-AH16R-030618-1], 18C0227-09[MW-Y15-030618-1], 18C0227-09RE2[MW-Y15-030618-1]

S-10

Sample was re-extracted outside of holding time since surrogate standard recovery was outside of control limits. Data from analysis performed outside of holding time is also reported since surrogate recovery is acceptable.

Analyte & Samples(s) Qualified:

Tetrachloro-m-xylene

18C0227-07[MW-S15-030618-1]

The results of analyses reported only relate to samples submitted to the Con-Test Analytical Laboratory for testing.
I certify that the analyses listed above, unless specifically listed as subcontracted, if any, were performed under my direction according to the approved methodologies listed in this document, and that based upon my inquiry of those individuals immediately responsible for obtaining the information, the material contained in this report is, to the best of my knowledge and belief, accurate and complete.



Lisa A. Worthington
Project Manager

con-test® ANALYTICAL LABORATORY
39 Spruce Street * East Longmeadow, MA 01028 * FAX 413/525-6405 * TEL. 413/525-2332

Project Location: 10 Hillside Rd, Greenwich CT | Sample Description: | Work Order: 18C0227

Date Received: 3/6/2018

Field Sample #: MW-BB34-03052018-1 | Sampled: 3/6/2018 14:25

Sample ID: 18C0227-01

Sample Matrix: Ground Water

PCB Homologues by GC/MS Water

Analyte	Results	RL	Units	Dilution	Flag/Qual	Method	Date Prepared	Date/Time Analyzed	Analyst
Monochlorobiphenyls	ND	0.0010	µg/L	1		EPA 680 Modified	3/10/18	3/14/18 7:47	CJM
Dichlorobiphenyls	ND	0.0010	µg/L	1		EPA 680 Modified	3/10/18	3/14/18 7:47	CJM
Trichlorobiphenyls	0.0012	0.0010	µg/L	1		EPA 680 Modified	3/10/18	3/14/18 7:47	CJM
Tetrachlorobiphenyls	ND	0.0021	µg/L	1		EPA 680 Modified	3/10/18	3/14/18 7:47	CJM
Pentachlorobiphenyls	ND	0.0021	µg/L	1		EPA 680 Modified	3/10/18	3/14/18 7:47	CJM
Hexachlorobiphenyls	ND	0.0021	µg/L	1		EPA 680 Modified	3/10/18	3/14/18 7:47	CJM
Heptachlorobiphenyls	ND	0.0031	µg/L	1		EPA 680 Modified	3/10/18	3/14/18 7:47	CJM
Octachlorobiphenyls	ND	0.0031	µg/L	1		EPA 680 Modified	3/10/18	3/14/18 7:47	CJM
Nonachlorobiphenyls	ND	0.0052	µg/L	1		EPA 680 Modified	3/10/18	3/14/18 7:47	CJM
Decachlorobiphenyl	ND	0.0052	µg/L	1		EPA 680 Modified	3/10/18	3/14/18 7:47	CJM
Total Polychlorinated biphenyls	0.0012		µg/L	1		EPA 680 Modified	3/10/18	3/14/18 7:47	CJM

Surrogates	% Recovery	Recovery Limits	Flag/Qual		
Tetrachloro-m-xylene	73.0	50-125		3/14/18 7:47	

con-test® ANALYTICAL LABORATORY
39 Spruce Street * East Longmeadow, MA 01028 * FAX 413/525-6405 * TEL. 413/525-2332

Project Location: 10 Hillside Rd, Greenwich CT | Sample Description: | Work Order: 18C0227

Date Received: 3/6/2018

Field Sample #: MW-35-030618-1 | Sampled: 3/6/2018 10:15

Sample ID: 18C0227-02

Sample Matrix: Ground Water

PCB Homologues by GC/MS Water

Analyte	Results	RL	Units	Dilution	Flag/Qual	Method	Date Prepared	Date/Time Analyzed	Analyst
Monochlorobiphenyls	ND	0.0010	µg/L	1		EPA 680 Modified	3/10/18	3/14/18 8:24	CJM
Dichlorobiphenyls	ND	0.0010	µg/L	1		EPA 680 Modified	3/10/18	3/14/18 8:24	CJM
Trichlorobiphenyls	ND	0.0010	µg/L	1		EPA 680 Modified	3/10/18	3/14/18 8:24	CJM
Tetrachlorobiphenyls	ND	0.0020	µg/L	1		EPA 680 Modified	3/10/18	3/14/18 8:24	CJM
Pentachlorobiphenyls	ND	0.0020	µg/L	1		EPA 680 Modified	3/10/18	3/14/18 8:24	CJM
Hexachlorobiphenyls	ND	0.0020	µg/L	1		EPA 680 Modified	3/10/18	3/14/18 8:24	CJM
Heptachlorobiphenyls	ND	0.0031	µg/L	1		EPA 680 Modified	3/10/18	3/14/18 8:24	CJM
Octachlorobiphenyls	ND	0.0031	µg/L	1		EPA 680 Modified	3/10/18	3/14/18 8:24	CJM
Nonachlorobiphenyls	ND	0.0051	µg/L	1		EPA 680 Modified	3/10/18	3/14/18 8:24	CJM
Decachlorobiphenyl	ND	0.0051	µg/L	1		EPA 680 Modified	3/10/18	3/14/18 8:24	CJM
Total Polychlorinated biphenyls	0.0		µg/L	1		EPA 680 Modified	3/10/18	3/14/18 8:24	CJM

Surrogates	% Recovery	Recovery Limits	Flag/Qual		
Tetrachloro-m-xylene	66.2	50-125			3/14/18 8:24

con-test® ANALYTICAL LABORATORY
39 Spruce Street * East Longmeadow, MA 01028 * FAX 413/525-6405 * TEL. 413/525-2332

Project Location: 10 Hillside Rd, Greenwich CT | Sample Description: | Work Order: 18C0227

Date Received: 3/6/2018

Field Sample #: MW-28-030618-1 | Sampled: 3/6/2018 11:21

Sample ID: 18C0227-03

Sample Matrix: Ground Water

PCB Homologues by GC/MS Water

Analyte	Results	RL	Units	Dilution	Flag/Qual	Method	Date Prepared	Date/Time Analyzed	Analyst
Monochlorobiphenyls	ND	0.0010	µg/L	1		EPA 680 Modified	3/10/18	3/14/18 9:39	CJM
Dichlorobiphenyls	ND	0.0010	µg/L	1		EPA 680 Modified	3/10/18	3/14/18 9:39	CJM
Trichlorobiphenyls	ND	0.0010	µg/L	1		EPA 680 Modified	3/10/18	3/14/18 9:39	CJM
Tetrachlorobiphenyls	ND	0.0020	µg/L	1		EPA 680 Modified	3/10/18	3/14/18 9:39	CJM
Pentachlorobiphenyls	ND	0.0020	µg/L	1		EPA 680 Modified	3/10/18	3/14/18 9:39	CJM
Hexachlorobiphenyls	ND	0.0020	µg/L	1		EPA 680 Modified	3/10/18	3/14/18 9:39	CJM
Heptachlorobiphenyls	ND	0.0031	µg/L	1		EPA 680 Modified	3/10/18	3/14/18 9:39	CJM
Octachlorobiphenyls	ND	0.0031	µg/L	1		EPA 680 Modified	3/10/18	3/14/18 9:39	CJM
Nonachlorobiphenyls	ND	0.0051	µg/L	1		EPA 680 Modified	3/10/18	3/14/18 9:39	CJM
Decachlorobiphenyl	ND	0.0051	µg/L	1		EPA 680 Modified	3/10/18	3/14/18 9:39	CJM
Total Polychlorinated biphenyls	0.0		µg/L	1		EPA 680 Modified	3/10/18	3/14/18 9:39	CJM

Surrogates	% Recovery	Recovery Limits	Flag/Qual	
Tetrachloro-m-xylene	60.7	50-125		3/14/18 9:39

con-test® ANALYTICAL LABORATORY
39 Spruce Street * East Longmeadow, MA 01028 * FAX 413/525-6405 * TEL. 413/525-2332

Project Location: 10 Hillside Rd, Greenwich CT | Sample Description: | Work Order: 18C0227

Date Received: 3/6/2018

Field Sample #: MW-P7-030618-1 | Sampled: 3/6/2018 09:30

Sample ID: 18C0227-04

Sample Matrix: Ground Water

PCB Homologues by GC/MS Water

Analyte	Results	RL	Units	Dilution	Flag/Qual	Method	Date Prepared	Date/Time Analyzed	Analyst
Monochlorobiphenyls	ND	0.00098	µg/L	1		EPA 680 Modified	3/10/18	3/14/18 10:16	CJM
Dichlorobiphenyls	ND	0.00098	µg/L	1		EPA 680 Modified	3/10/18	3/14/18 10:16	CJM
Trichlorobiphenyls	ND	0.00098	µg/L	1		EPA 680 Modified	3/10/18	3/14/18 10:16	CJM
Tetrachlorobiphenyls	ND	0.0020	µg/L	1		EPA 680 Modified	3/10/18	3/14/18 10:16	CJM
Pentachlorobiphenyls	ND	0.0020	µg/L	1		EPA 680 Modified	3/10/18	3/14/18 10:16	CJM
Hexachlorobiphenyls	ND	0.0020	µg/L	1		EPA 680 Modified	3/10/18	3/14/18 10:16	CJM
Heptachlorobiphenyls	ND	0.0029	µg/L	1		EPA 680 Modified	3/10/18	3/14/18 10:16	CJM
Octachlorobiphenyls	ND	0.0029	µg/L	1		EPA 680 Modified	3/10/18	3/14/18 10:16	CJM
Nonachlorobiphenyls	ND	0.0049	µg/L	1		EPA 680 Modified	3/10/18	3/14/18 10:16	CJM
Decachlorobiphenyl	ND	0.0049	µg/L	1		EPA 680 Modified	3/10/18	3/14/18 10:16	CJM
Total Polychlorinated biphenyls	0.0		µg/L	1		EPA 680 Modified	3/10/18	3/14/18 10:16	CJM

Surrogates	% Recovery	Recovery Limits	Flag/Qual		
Tetrachloro-m-xylene	58.0	50-125			3/14/18 10:16

con-test® ANALYTICAL LABORATORY
39 Spruce Street * East Longmeadow, MA 01028 * FAX 413/525-6405 * TEL. 413/525-2332

Project Location: 10 Hillside Rd, Greenwich CT | Sample Description: | Work Order: 18C0227

Date Received: 3/6/2018

Field Sample #: MW-P11-030618-1 | Sampled: 3/6/2018 09:45

Sample ID: 18C0227-05

Sample Matrix: Ground Water

PCB Homologues by GC/MS Water

Analyte	Results	RL	Units	Dilution	Flag/Qual	Method	Date Prepared	Date/Time Analyzed	Analyst
Monochlorobiphenyls	ND	0.00098	µg/L	1		EPA 680 Modified	3/10/18	3/14/18 10:54	CJM
Dichlorobiphenyls	ND	0.00098	µg/L	1		EPA 680 Modified	3/10/18	3/14/18 10:54	CJM
Trichlorobiphenyls	ND	0.00098	µg/L	1		EPA 680 Modified	3/10/18	3/14/18 10:54	CJM
Tetrachlorobiphenyls	ND	0.0020	µg/L	1		EPA 680 Modified	3/10/18	3/14/18 10:54	CJM
Pentachlorobiphenyls	ND	0.0020	µg/L	1		EPA 680 Modified	3/10/18	3/14/18 10:54	CJM
Hexachlorobiphenyls	ND	0.0020	µg/L	1		EPA 680 Modified	3/10/18	3/14/18 10:54	CJM
Heptachlorobiphenyls	ND	0.0029	µg/L	1		EPA 680 Modified	3/10/18	3/14/18 10:54	CJM
Octachlorobiphenyls	ND	0.0029	µg/L	1		EPA 680 Modified	3/10/18	3/14/18 10:54	CJM
Nonachlorobiphenyls	ND	0.0049	µg/L	1		EPA 680 Modified	3/10/18	3/14/18 10:54	CJM
Decachlorobiphenyl	ND	0.0049	µg/L	1		EPA 680 Modified	3/10/18	3/14/18 10:54	CJM
Total Polychlorinated biphenyls	0.0		µg/L	1		EPA 680 Modified	3/10/18	3/14/18 10:54	CJM

Surrogates	% Recovery	Recovery Limits	Flag/Qual		
Tetrachloro-m-xylene	56.4	50-125			3/14/18 10:54

con-test® ANALYTICAL LABORATORY
39 Spruce Street * East Longmeadow, MA 01028 * FAX 413/525-6405 * TEL. 413/525-2332

Project Location: 10 Hillside Rd, Greenwich CT | Sample Description: | Work Order: 18C0227

Date Received: 3/6/2018

Field Sample #: MW-V12-030618-1 | Sampled: 3/6/2018 10:30

Sample ID: 18C0227-06

Sample Matrix: Ground Water

PCB Homologues by GC/MS Water

Analyte	Results	RL	Units	Dilution	Flag/Qual	Method	Date Prepared	Date/Time Analyzed	Analyst
Monochlorobiphenyls	ND	0.00096	µg/L	1		EPA 680 Modified	3/10/18	3/14/18 11:31	CJM
Dichlorobiphenyls	ND	0.00096	µg/L	1		EPA 680 Modified	3/10/18	3/14/18 11:31	CJM
Trichlorobiphenyls	0.017	0.00096	µg/L	1		EPA 680 Modified	3/10/18	3/14/18 11:31	CJM
Tetrachlorobiphenyls	0.11	0.0019	µg/L	1		EPA 680 Modified	3/10/18	3/14/18 11:31	CJM
Pentachlorobiphenyls	0.048	0.0019	µg/L	1		EPA 680 Modified	3/10/18	3/14/18 11:31	CJM
Hexachlorobiphenyls	0.0031	0.0019	µg/L	1		EPA 680 Modified	3/10/18	3/14/18 11:31	CJM
Heptachlorobiphenyls	ND	0.0029	µg/L	1		EPA 680 Modified	3/10/18	3/14/18 11:31	CJM
Octachlorobiphenyls	ND	0.0029	µg/L	1		EPA 680 Modified	3/10/18	3/14/18 11:31	CJM
Nonachlorobiphenyls	ND	0.0048	µg/L	1		EPA 680 Modified	3/10/18	3/14/18 11:31	CJM
Decachlorobiphenyl	ND	0.0048	µg/L	1		EPA 680 Modified	3/10/18	3/14/18 11:31	CJM
Total Polychlorinated biphenyls	0.18		µg/L	1		EPA 680 Modified	3/10/18	3/14/18 11:31	CJM

Surrogates	% Recovery	Recovery Limits	Flag/Qual		
Tetrachloro-m-xylene	60.9	50-125			3/14/18 11:31

con-test® ANALYTICAL LABORATORY
39 Spruce Street * East Longmeadow, MA 01028 * FAX 413/525-6405 * TEL. 413/525-2332

Project Location: 10 Hillside Rd, Greenwich CT | Sample Description: | Work Order: 18C0227

Date Received: 3/6/2018

Field Sample #: MW-S15-030618-1 | Sampled: 3/6/2018 10:55

Sample ID: 18C0227-07

Sample Matrix: Ground Water

PCB Homologues by GC/MS Water

Analyte	Results	RL	Units	Dilution	Flag/Qual	Method	Date Prepared	Date/Time Analyzed	Analyst
Monochlorobiphenyls	ND	0.0010	µg/L	1		EPA 680 Modified	3/10/18	3/14/18 12:09	CJM
Monochlorobiphenyls	ND	0.0010	µg/L	1		EPA 680 Modified	3/20/18	3/21/18 12:35	CJM
Dichlorobiphenyls	0.0023	0.0010	µg/L	1		EPA 680 Modified	3/20/18	3/21/18 12:35	CJM
Dichlorobiphenyls	0.0019	0.0010	µg/L	1		EPA 680 Modified	3/10/18	3/14/18 12:09	CJM
Trichlorobiphenyls	0.017	0.0010	µg/L	1		EPA 680 Modified	3/20/18	3/21/18 12:35	CJM
Trichlorobiphenyls	0.016	0.0010	µg/L	1		EPA 680 Modified	3/10/18	3/14/18 12:09	CJM
Tetrachlorobiphenyls	0.026	0.0020	µg/L	1		EPA 680 Modified	3/10/18	3/14/18 12:09	CJM
Tetrachlorobiphenyls	0.027	0.0020	µg/L	1		EPA 680 Modified	3/20/18	3/21/18 12:35	CJM
Pentachlorobiphenyls	0.0076	0.0020	µg/L	1		EPA 680 Modified	3/10/18	3/14/18 12:09	CJM
Pentachlorobiphenyls	0.0092	0.0020	µg/L	1		EPA 680 Modified	3/20/18	3/21/18 12:35	CJM
Hexachlorobiphenyls	ND	0.0020	µg/L	1		EPA 680 Modified	3/10/18	3/14/18 12:09	CJM
Hexachlorobiphenyls	ND	0.0020	µg/L	1		EPA 680 Modified	3/20/18	3/21/18 12:35	CJM
Heptachlorobiphenyls	ND	0.0031	µg/L	1		EPA 680 Modified	3/10/18	3/14/18 12:09	CJM
Heptachlorobiphenyls	ND	0.0030	µg/L	1		EPA 680 Modified	3/20/18	3/21/18 12:35	CJM
Octachlorobiphenyls	ND	0.0031	µg/L	1		EPA 680 Modified	3/10/18	3/14/18 12:09	CJM
Octachlorobiphenyls	ND	0.0030	µg/L	1		EPA 680 Modified	3/20/18	3/21/18 12:35	CJM
Nonachlorobiphenyls	ND	0.0051	µg/L	1		EPA 680 Modified	3/10/18	3/14/18 12:09	CJM
Nonachlorobiphenyls	ND	0.0050	µg/L	1		EPA 680 Modified	3/20/18	3/21/18 12:35	CJM
Decachlorobiphenyl	ND	0.0050	µg/L	1		EPA 680 Modified	3/20/18	3/21/18 12:35	CJM
Decachlorobiphenyl	ND	0.0051	µg/L	1		EPA 680 Modified	3/10/18	3/14/18 12:09	CJM
Total Polychlorinated biphenyls	0.051		µg/L	1		EPA 680 Modified	3/10/18	3/14/18 12:09	CJM
Total Polychlorinated biphenyls	0.056		µg/L	1		EPA 680 Modified	3/20/18	3/21/18 12:35	CJM

Surrogates	% Recovery	Recovery Limits	Flag/Qual	
Tetrachloro-m-xylene	**47.7** *	50-125	S-10	3/14/18 12:09
Tetrachloro-m-xylene	61.0	50-125		3/21/18 12:35

con-test® ANALYTICAL LABORATORY
39 Spruce Street * East Longmeadow, MA 01028 * FAX 413/525-6405 * TEL. 413/525-2332

Project Location: 10 Hillside Rd, Greenwich CT | Sample Description: | Work Order: 18C0227

Date Received: 3/6/2018

Field Sample #: MW-AH16R-030618-1 | Sampled: 3/6/2018 08:50

Sample ID: 18C0227-08

Sample Matrix: Ground Water

Sample Flags: H-06

PCB Homologues by GC/MS Water

Analyte	Results	RL	Units	Dilution	Flag/Qual	Method	Date Prepared	Date/Time Analyzed	Analyst
Monochlorobiphenyls	4.7	0.00098	µg/L	1		EPA 680 Modified	3/20/18	3/21/18 13:13	CJM
Monochlorobiphenyls	11	0.00098	µg/L	1		EPA 680 Modified	3/10/18	3/14/18 14:39	CJM
Dichlorobiphenyls	8.3	0.00098	µg/L	1		EPA 680 Modified	3/10/18	3/14/18 14:39	CJM
Dichlorobiphenyls	7.7	0.00098	µg/L	1		EPA 680 Modified	3/20/18	3/21/18 13:13	CJM
Trichlorobiphenyls	0.72	0.00098	µg/L	1		EPA 680 Modified	3/20/18	3/21/18 13:13	CJM
Trichlorobiphenyls	0.79	0.00098	µg/L	1		EPA 680 Modified	3/10/18	3/14/18 14:39	CJM
Tetrachlorobiphenyls	0.19	0.0020	µg/L	1		EPA 680 Modified	3/20/18	3/21/18 13:13	CJM
Tetrachlorobiphenyls	0.19	0.0020	µg/L	1		EPA 680 Modified	3/10/18	3/14/18 14:39	CJM
Pentachlorobiphenyls	0.032	0.0020	µg/L	1		EPA 680 Modified	3/20/18	3/21/18 13:13	CJM
Pentachlorobiphenyls	0.031	0.0020	µg/L	1		EPA 680 Modified	3/10/18	3/14/18 14:39	CJM
Hexachlorobiphenyls	0.0044	0.0020	µg/L	1		EPA 680 Modified	3/20/18	3/21/18 13:13	CJM
Hexachlorobiphenyls	0.0040	0.0020	µg/L	1		EPA 680 Modified	3/10/18	3/14/18 14:39	CJM
Heptachlorobiphenyls	ND	0.0029	µg/L	1		EPA 680 Modified	3/20/18	3/21/18 13:13	CJM
Heptachlorobiphenyls	ND	0.0029	µg/L	1		EPA 680 Modified	3/10/18	3/14/18 14:39	CJM
Octachlorobiphenyls	ND	0.0029	µg/L	1		EPA 680 Modified	3/10/18	3/14/18 14:39	CJM
Octachlorobiphenyls	ND	0.0029	µg/L	1		EPA 680 Modified	3/20/18	3/21/18 13:13	CJM
Nonachlorobiphenyls	ND	0.0049	µg/L	1		EPA 680 Modified	3/20/18	3/21/18 13:13	CJM
Nonachlorobiphenyls	ND	0.0049	µg/L	1		EPA 680 Modified	3/10/18	3/14/18 14:39	CJM
Decachlorobiphenyl	ND	0.0049	µg/L	1		EPA 680 Modified	3/20/18	3/21/18 13:13	CJM
Decachlorobiphenyl	ND	0.0049	µg/L	1		EPA 680 Modified	3/10/18	3/14/18 14:39	CJM
Total Polychlorinated biphenyls	13		µg/L	1		EPA 680 Modified	3/20/18	3/21/18 13:13	CJM
Total Polychlorinated biphenyls	20		µg/L	1		EPA 680 Modified	3/10/18	3/14/18 14:39	CJM

Surrogates	% Recovery		Recovery Limits	Flag/Qual	
Tetrachloro-m-xylene	**48.2**	*	50-125	S-09	3/21/18 13:13
Tetrachloro-m-xylene	**45.0**	*	50-125	S-09	3/14/18 14:39

con-test® ANALYTICAL LABORATORY
39 Spruce Street * East Longmeadow, MA 01028 * FAX 413/525-6405 * TEL. 413/525-2332

Project Location: 10 Hillside Rd, Greenwich CT | Sample Description: | Work Order: 18C0227

Date Received: 3/6/2018

Field Sample #: MW-Y15-030618-1 | Sampled: 3/6/2018 12:35

Sample ID: 18C0227-09

Sample Matrix: Ground Water

PCB Homologues by GC/MS Water

Analyte	Results	RL	Units	Dilution	Flag/Qual	Method	Date Prepared	Date/Time Analyzed	Analyst
Monochlorobiphenyls	2.5	0.00097	µg/L	1		EPA 680 Modified	3/10/18	3/14/18 15:16	CJM
Monochlorobiphenyls	2.6	0.0010	µg/L	1		EPA 680 Modified	3/20/18	3/21/18 14:28	CJM
Dichlorobiphenyls	2.8	0.0010	µg/L	1		EPA 680 Modified	3/20/18	3/21/18 14:28	CJM
Dichlorobiphenyls	2.5	0.00097	µg/L	1		EPA 680 Modified	3/10/18	3/14/18 15:16	CJM
Trichlorobiphenyls	0.60	0.0010	µg/L	1		EPA 680 Modified	3/20/18	3/21/18 14:28	CJM
Trichlorobiphenyls	0.50	0.00097	µg/L	1		EPA 680 Modified	3/10/18	3/14/18 15:16	CJM
Tetrachlorobiphenyls	0.21	0.0021	µg/L	1		EPA 680 Modified	3/20/18	3/21/18 14:28	CJM
Tetrachlorobiphenyls	0.14	0.0019	µg/L	1		EPA 680 Modified	3/10/18	3/14/18 15:16	CJM
Pentachlorobiphenyls	0.041	0.0021	µg/L	1		EPA 680 Modified	3/20/18	3/21/18 14:28	CJM
Pentachlorobiphenyls	0.025	0.0019	µg/L	1		EPA 680 Modified	3/10/18	3/14/18 15:16	CJM
Hexachlorobiphenyls	0.0024	0.0019	µg/L	1		EPA 680 Modified	3/10/18	3/14/18 15:16	CJM
Hexachlorobiphenyls	0.0045	0.0021	µg/L	1		EPA 680 Modified	3/20/18	3/21/18 14:28	CJM
Heptachlorobiphenyls	ND	0.0029	µg/L	1		EPA 680 Modified	3/10/18	3/14/18 15:16	CJM
Heptachlorobiphenyls	ND	0.0031	µg/L	1		EPA 680 Modified	3/20/18	3/21/18 14:28	CJM
Octachlorobiphenyls	ND	0.0029	µg/L	1		EPA 680 Modified	3/10/18	3/14/18 15:16	CJM
Octachlorobiphenyls	ND	0.0031	µg/L	1		EPA 680 Modified	3/20/18	3/21/18 14:28	CJM
Nonachlorobiphenyls	ND	0.0049	µg/L	1		EPA 680 Modified	3/10/18	3/14/18 15:16	CJM
Nonachlorobiphenyls	ND	0.0052	µg/L	1		EPA 680 Modified	3/20/18	3/21/18 14:28	CJM
Decachlorobiphenyl	ND	0.0052	µg/L	1		EPA 680 Modified	3/20/18	3/21/18 14:28	CJM
Decachlorobiphenyl	ND	0.0049	µg/L	1		EPA 680 Modified	3/10/18	3/14/18 15:16	CJM
Total Polychlorinated biphenyls	6.3		µg/L	1		EPA 680 Modified	3/20/18	3/21/18 14:28	CJM
Total Polychlorinated biphenyls	5.6		µg/L	1		EPA 680 Modified	3/10/18	3/14/18 15:16	CJM

Surrogates	% Recovery		Recovery Limits	Flag/Qual	
Tetrachloro-m-xylene	**46.3**	*	50-125	S-09	3/21/18 14:28
Tetrachloro-m-xylene	**46.9**	*	50-125	S-09	3/14/18 15:16

con-test® ANALYTICAL LABORATORY
39 Spruce Street * East Longmeadow, MA 01028 * FAX 413/525-6405 * TEL. 413/525-2332

Project Location: 10 Hillside Rd, Greenwich CT | Sample Description: | Work Order: 18C0227

Date Received: 3/6/2018

Field Sample #: MW-Y15D-030618-1 | Sampled: 3/6/2018 12:45

Sample ID: 18C0227-10

Sample Matrix: Ground Water

PCB Homologues by GC/MS Water

Analyte	Results	RL	Units	Dilution	Flag/Qual	Method	Date Prepared	Date/Time Analyzed	Analyst
Monochlorobiphenyls	0.014	0.0010	µg/L	1		EPA 680 Modified	3/10/18	3/14/18 15:54	CJM
Dichlorobiphenyls	0.061	0.0010	µg/L	1		EPA 680 Modified	3/10/18	3/14/18 15:54	CJM
Trichlorobiphenyls	0.063	0.0010	µg/L	1		EPA 680 Modified	3/10/18	3/14/18 15:54	CJM
Tetrachlorobiphenyls	0.057	0.0020	µg/L	1		EPA 680 Modified	3/10/18	3/14/18 15:54	CJM
Pentachlorobiphenyls	0.018	0.0020	µg/L	1		EPA 680 Modified	3/10/18	3/14/18 15:54	CJM
Hexachlorobiphenyls	ND	0.0020	µg/L	1		EPA 680 Modified	3/10/18	3/14/18 15:54	CJM
Heptachlorobiphenyls	ND	0.0031	µg/L	1		EPA 680 Modified	3/10/18	3/14/18 15:54	CJM
Octachlorobiphenyls	ND	0.0031	µg/L	1		EPA 680 Modified	3/10/18	3/14/18 15:54	CJM
Nonachlorobiphenyls	ND	0.0051	µg/L	1		EPA 680 Modified	3/10/18	3/14/18 15:54	CJM
Decachlorobiphenyl	ND	0.0051	µg/L	1		EPA 680 Modified	3/10/18	3/14/18 15:54	CJM
Total Polychlorinated biphenyls	0.21		µg/L	1		EPA 680 Modified	3/10/18	3/14/18 15:54	CJM

Surrogates	% Recovery	Recovery Limits	Flag/Qual		
Tetrachloro-m-xylene	59.6	50-125			3/14/18 15:54

con-test® ANALYTICAL LABORATORY
39 Spruce Street * East Longmeadow, MA 01028 * FAX 413/525-6405 * TEL. 413/525-2332

Project Location: 10 Hillside Rd, Greenwich CT | Sample Description: | Work Order: 18C0227

Date Received: 3/6/2018

Field Sample #: MW-AA12D-030618-1 | Sampled: 3/6/2018 13:45

Sample ID: 18C0227-11

Sample Matrix: Ground Water

PCB Homologues by GC/MS Water

Analyte	Results	RL	Units	Dilution	Flag/Qual	Method	Date Prepared	Date/Time Analyzed	Analyst
Monochlorobiphenyls	0.0019	0.00098	µg/L	1		EPA 680 Modified	3/10/18	3/14/18 16:31	CJM
Dichlorobiphenyls	0.013	0.00098	µg/L	1		EPA 680 Modified	3/10/18	3/14/18 16:31	CJM
Trichlorobiphenyls	0.044	0.00098	µg/L	1		EPA 680 Modified	3/10/18	3/14/18 16:31	CJM
Tetrachlorobiphenyls	0.045	0.0020	µg/L	1		EPA 680 Modified	3/10/18	3/14/18 16:31	CJM
Pentachlorobiphenyls	0.0070	0.0020	µg/L	1		EPA 680 Modified	3/10/18	3/14/18 16:31	CJM
Hexachlorobiphenyls	ND	0.0020	µg/L	1		EPA 680 Modified	3/10/18	3/14/18 16:31	CJM
Heptachlorobiphenyls	ND	0.0029	µg/L	1		EPA 680 Modified	3/10/18	3/14/18 16:31	CJM
Octachlorobiphenyls	ND	0.0029	µg/L	1		EPA 680 Modified	3/10/18	3/14/18 16:31	CJM
Nonachlorobiphenyls	ND	0.0049	µg/L	1		EPA 680 Modified	3/10/18	3/14/18 16:31	CJM
Decachlorobiphenyl	ND	0.0049	µg/L	1		EPA 680 Modified	3/10/18	3/14/18 16:31	CJM
Total Polychlorinated biphenyls	0.11		µg/L	1		EPA 680 Modified	3/10/18	3/14/18 16:31	CJM

Surrogates	% Recovery	Recovery Limits	Flag/Qual		
Tetrachloro-m-xylene	63.1	50-125			3/14/18 16:31

con-test® ANALYTICAL LABORATORY
39 Spruce Street * East Longmeadow, MA 01028 * FAX 413/525-6405 * TEL. 413/525-2332

Project Location: 10 Hillside Rd, Greenwich CT | Sample Description: | Work Order: 18C0227

Date Received: 3/6/2018

Field Sample #: MW-S15-030618-2 | Sampled: 3/6/2018 10:55

Sample ID: 18C0227-12

Sample Matrix: Ground Water

PCB Homologues by GC/MS Water

Analyte	Results	RL	Units	Dilution	Flag/Qual	Method	Date Prepared	Date/Time Analyzed	Analyst
Monochlorobiphenyls	0.0012	0.0010	µg/L	1		EPA 680 Modified	3/10/18	3/14/18 17:09	CJM
Dichlorobiphenyls	0.0042	0.0010	µg/L	1		EPA 680 Modified	3/10/18	3/14/18 17:09	CJM
Trichlorobiphenyls	0.017	0.0010	µg/L	1		EPA 680 Modified	3/10/18	3/14/18 17:09	CJM
Tetrachlorobiphenyls	0.025	0.0021	µg/L	1		EPA 680 Modified	3/10/18	3/14/18 17:09	CJM
Pentachlorobiphenyls	0.0059	0.0021	µg/L	1		EPA 680 Modified	3/10/18	3/14/18 17:09	CJM
Hexachlorobiphenyls	ND	0.0021	µg/L	1		EPA 680 Modified	3/10/18	3/14/18 17:09	CJM
Heptachlorobiphenyls	ND	0.0031	µg/L	1		EPA 680 Modified	3/10/18	3/14/18 17:09	CJM
Octachlorobiphenyls	ND	0.0031	µg/L	1		EPA 680 Modified	3/10/18	3/14/18 17:09	CJM
Nonachlorobiphenyls	ND	0.0052	µg/L	1		EPA 680 Modified	3/10/18	3/14/18 17:09	CJM
Decachlorobiphenyl	ND	0.0052	µg/L	1		EPA 680 Modified	3/10/18	3/14/18 17:09	CJM
Total Polychlorinated biphenyls	0.054		µg/L	1		EPA 680 Modified	3/10/18	3/14/18 17:09	CJM

Surrogates	% Recovery	Recovery Limits	Flag/Qual	
Tetrachloro-m-xylene	61.4	50-125		3/14/18 17:09

39 Spruce Street * East Longmeadow, MA 01028 * FAX 413/525-6405 * TEL. 413/525-2332

Sample Extraction Data

Prep Method: SW-846 3510C-EPA 680 Modified

Lab Number [Field ID]	Batch	Initial [mL]	Final [mL]	Date
18C0227-01 [MW-BB34-03052018-1]	B198556	960	1.00	03/10/18
18C0227-02 [MW-35-030618-1]	B198556	980	1.00	03/10/18
18C0227-03 [MW-28-030618-1]	B198556	980	1.00	03/10/18
18C0227-04 [MW-P7-030618-1]	B198556	1020	1.00	03/10/18
18C0227-05 [MW-P11-030618-1]	B198556	1020	1.00	03/10/18
18C0227-06 [MW-V12-030618-1]	B198556	1040	1.00	03/10/18
18C0227-07 [MW-S15-030618-1]	B198556	980	1.00	03/10/18
18C0227-08 [MW-AH16R-030618-1]	B198556	1020	1.00	03/10/18
18C0227-09 [MW-Y15-030618-1]	B198556	1030	1.00	03/10/18
18C0227-10 [MW-Y15D-030618-1]	B198556	980	1.00	03/10/18
18C0227-11 [MW-AA12D-030618-1]	B198556	1020	1.00	03/10/18
18C0227-12 [MW-S15-030618-2]	B198556	960	1.00	03/10/18

Prep Method: SW-846 3510C-EPA 680 Modified

Lab Number [Field ID]	Batch	Initial [mL]	Final [mL]	Date
18C0227-07RE1 [MW-S15-030618-1]	B199145	1000	1.00	03/20/18
18C0227-08RE2 [MW-AH16R-030618-1]	B199145	1020	1.00	03/20/18
18C0227-09RE2 [MW-Y15-030618-1]	B199145	960	1.00	03/20/18

con-test® ANALYTICAL LABORATORY
39 Spruce Street * East Longmeadow, MA 01028 * FAX 413/525-6405 * TEL. 413/525-2332

QUALITY CONTROL

PCB Homologues by GC/MS Water - Quality Control

Analyte	Result	Reporting Limit	Units	Spike Level	Source Result	%REC	%REC Limits	RPD	RPD Limit	Notes
Batch B198556 - SW-846 3510C										
Blank (B198556-BLK1)				Prepared: 03/10/18 Analyzed: 03/14/18						
Monochlorobiphenyls	ND	0.0010	µg/L							
Dichlorobiphenyls	ND	0.0010	µg/L							
Trichlorobiphenyls	ND	0.0010	µg/L							
Tetrachlorobiphenyls	ND	0.0020	µg/L							
Pentachlorobiphenyls	ND	0.0020	µg/L							
Hexachlorobiphenyls	ND	0.0020	µg/L							
Heptachlorobiphenyls	ND	0.0030	µg/L							
Octachlorobiphenyls	ND	0.0030	µg/L							
Nonachlorobiphenyls	ND	0.0050	µg/L							
Decachlorobiphenyl	ND	0.0050	µg/L							
Total Polychlorinated biphenyls	0.0		µg/L							
Surrogate: Tetrachloro-m-xylene	*0.124*		µg/L	0.200		62.2	50-125			
LCS (B198556-BS1)				Prepared: 03/10/18 Analyzed: 03/14/18						
Monochlorobiphenyls	0.13	0.0010	µg/L	0.200		66.8	40-140			
Dichlorobiphenyls	0.14	0.0010	µg/L	0.200		71.1	40-140			
Trichlorobiphenyls	0.13	0.0010	µg/L	0.200		65.5	40-140			
Tetrachlorobiphenyls	0.27	0.0020	µg/L	0.400		67.5	40-140			
Pentachlorobiphenyls	0.30	0.0020	µg/L	0.400		75.8	40-140			
Hexachlorobiphenyls	0.27	0.0020	µg/L	0.400		67.6	40-140			
Heptachlorobiphenyls	0.40	0.0030	µg/L	0.600		66.7	40-140			
Octachlorobiphenyls	0.40	0.0030	µg/L	0.600		66.5	40-140			
Nonachlorobiphenyls	0.72	0.0050	µg/L	1.00		72.4	40-140			
Decachlorobiphenyl	0.75	0.0050	µg/L	1.00		74.8	40-140			
Surrogate: Tetrachloro-m-xylene	*0.129*		µg/L	0.200		64.4	50-125			
LCS Dup (B198556-BSD1)				Prepared: 03/10/18 Analyzed: 03/14/18						
Monochlorobiphenyls	0.15	0.0010	µg/L	0.200		73.7	40-140	9.83	50	
Dichlorobiphenyls	0.15	0.0010	µg/L	0.200		76.7	40-140	7.60	50	
Trichlorobiphenyls	0.14	0.0010	µg/L	0.200		70.9	40-140	7.85	50	
Tetrachlorobiphenyls	0.29	0.0020	µg/L	0.400		73.0	40-140	7.90	50	
Pentachlorobiphenyls	0.34	0.0020	µg/L	0.400		85.1	40-140	11.5	50	
Hexachlorobiphenyls	0.27	0.0020	µg/L	0.400		67.5	40-140	0.102	50	
Heptachlorobiphenyls	0.40	0.0030	µg/L	0.600		67.0	40-140	0.528	50	
Octachlorobiphenyls	0.41	0.0030	µg/L	0.600		67.8	40-140	2.03	50	
Nonachlorobiphenyls	0.74	0.0050	µg/L	1.00		74.0	40-140	2.12	50	
Decachlorobiphenyl	0.77	0.0050	µg/L	1.00		76.7	40-140	2.54	50	
Surrogate: Tetrachloro-m-xylene	*0.135*		µg/L	0.200		67.6	50-125			
Matrix Spike (B198556-MS1)	**Source: 18C0227-03**			Prepared: 03/10/18 Analyzed: 03/14/18						
Monochlorobiphenyls	0.153	0.0010	µg/L	0.204	ND	74.8	0-200			
Dichlorobiphenyls	0.163	0.0010	µg/L	0.204	ND	80.1	0-200			
Trichlorobiphenyls	0.155	0.0010	µg/L	0.204	ND	75.7	0-200			
Tetrachlorobiphenyls	0.320	0.0020	µg/L	0.408	ND	78.5	0-200			
Pentachlorobiphenyls	0.376	0.0020	µg/L	0.408	ND	92.0	0-200			
Hexachlorobiphenyls	0.296	0.0020	µg/L	0.408	ND	72.4	0-200			
Heptachlorobiphenyls	0.442	0.0031	µg/L	0.612	ND	72.1	0-200			
Octachlorobiphenyls	0.452	0.0031	µg/L	0.612	ND	73.9	0-200			
Nonachlorobiphenyls	0.825	0.0051	µg/L	1.02	ND	80.9	0-200			
Decachlorobiphenyl	0.855	0.0051	µg/L	1.02	ND	83.8	0-200			
Surrogate: Tetrachloro-m-xylene	*0.141*		µg/L	0.204		69.3	50-125			

con-test® ANALYTICAL LABORATORY
39 Spruce Street * East Longmeadow, MA 01028 * FAX 413/525-6405 * TEL. 413/525-2332

QUALITY CONTROL

PCB Homologues by GC/MS Water - Quality Control

Analyte	Result	Reporting Limit	Units	Spike Level	Source Result	%REC	%REC Limits	RPD	RPD Limit	Notes
Batch B198556 - SW-846 3510C										
Matrix Spike Dup (B198556-MSD1)	**Source: 18C0227-03**			Prepared: 03/10/18 Analyzed: 03/14/18						
Monochlorobiphenyls	0.119	0.0010	µg/L	0.202	ND	58.7	0-200	25.1		
Dichlorobiphenyls	0.126	0.0010	µg/L	0.202	ND	62.3	0-200	25.9		
Trichlorobiphenyls	0.120	0.0010	µg/L	0.202	ND	59.3	0-200	25.4		
Tetrachlorobiphenyls	0.250	0.0020	µg/L	0.404	ND	62.0	0-200	24.5		
Pentachlorobiphenyls	0.295	0.0020	µg/L	0.404	ND	73.0	0-200	24.1		
Hexachlorobiphenyls	0.248	0.0020	µg/L	0.404	ND	61.4	0-200	17.5		
Heptachlorobiphenyls	0.371	0.0030	µg/L	0.606	ND	61.2	0-200	17.4		
Octachlorobiphenyls	0.378	0.0030	µg/L	0.606	ND	62.3	0-200	18.0		
Nonachlorobiphenyls	0.687	0.0051	µg/L	1.01	ND	68.0	0-200	18.3		
Decachlorobiphenyl	0.714	0.0051	µg/L	1.01	ND	70.7	0-200	18.0		
Surrogate: Tetrachloro-m-xylene	*0.111*		µg/L	0.202		54.9	50-125			
Batch B199145 - SW-846 3510C										
Blank (B199145-BLK1)				Prepared: 03/20/18 Analyzed: 03/21/18						
Monochlorobiphenyls	ND	0.0010	µg/L							
Dichlorobiphenyls	ND	0.0010	µg/L							
Trichlorobiphenyls	ND	0.0010	µg/L							
Tetrachlorobiphenyls	ND	0.0020	µg/L							
Pentachlorobiphenyls	ND	0.0020	µg/L							
Hexachlorobiphenyls	ND	0.0020	µg/L							
Heptachlorobiphenyls	ND	0.0030	µg/L							
Octachlorobiphenyls	ND	0.0030	µg/L							
Nonachlorobiphenyls	ND	0.0050	µg/L							
Decachlorobiphenyl	ND	0.0050	µg/L							
Total Polychlorinated biphenyls	0.0		µg/L							
Surrogate: Tetrachloro-m-xylene	*0.109*		µg/L	0.200		54.5	50-125			
LCS (B199145-BS1)				Prepared: 03/20/18 Analyzed: 03/21/18						
Monochlorobiphenyls	0.15	0.0010	µg/L	0.200		74.2	40-140			
Dichlorobiphenyls	0.14	0.0010	µg/L	0.200		68.3	40-140			
Trichlorobiphenyls	0.12	0.0010	µg/L	0.200		62.5	40-140			
Tetrachlorobiphenyls	0.26	0.0020	µg/L	0.400		65.6	40-140			
Pentachlorobiphenyls	0.31	0.0020	µg/L	0.400		76.3	40-140			
Hexachlorobiphenyls	0.27	0.0020	µg/L	0.400		66.3	40-140			
Heptachlorobiphenyls	0.41	0.0030	µg/L	0.600		68.4	40-140			
Octachlorobiphenyls	0.41	0.0030	µg/L	0.600		69.0	40-140			
Nonachlorobiphenyls	0.75	0.0050	µg/L	1.00		75.5	40-140			
Decachlorobiphenyl	0.78	0.0050	µg/L	1.00		77.5	40-140			
Surrogate: Tetrachloro-m-xylene	*0.122*		µg/L	0.200		61.0	50-125			
LCS Dup (B199145-BSD1)				Prepared: 03/20/18 Analyzed: 03/21/18						
Monochlorobiphenyls	0.14	0.0010	µg/L	0.200		69.3	40-140	6.86	50	
Dichlorobiphenyls	0.13	0.0010	µg/L	0.200		64.2	40-140	6.11	50	
Trichlorobiphenyls	0.12	0.0010	µg/L	0.200		58.0	40-140	7.48	50	
Tetrachlorobiphenyls	0.24	0.0020	µg/L	0.400		60.6	40-140	7.99	50	
Pentachlorobiphenyls	0.28	0.0020	µg/L	0.400		69.4	40-140	9.52	50	
Hexachlorobiphenyls	0.25	0.0020	µg/L	0.400		63.4	40-140	4.44	50	
Heptachlorobiphenyls	0.39	0.0030	µg/L	0.600		65.1	40-140	5.05	50	
Octachlorobiphenyls	0.39	0.0030	µg/L	0.600		65.6	40-140	4.92	50	
Nonachlorobiphenyls	0.71	0.0050	µg/L	1.00		70.8	40-140	6.31	50	
Decachlorobiphenyl	0.72	0.0050	µg/L	1.00		72.3	40-140	6.92	50	

39 Spruce Street * East Longmeadow, MA 01028 * FAX 413/525-6405 * TEL. 413/525-2332

QUALITY CONTROL

PCB Homologues by GC/MS Water - Quality Control

Analyte	Result	Reporting Limit	Units	Spike Level	Source Result	%REC	%REC Limits	RPD	RPD Limit	Notes
Batch B199145 - SW-846 3510C										
LCS Dup (B199145-BSD1)				Prepared: 03/20/18 Analyzed: 03/21/18						
Surrogate: Tetrachloro-m-xylene	*0.113*		µg/L	0.200		56.4	50-125			

39 Spruce Street * East Longmeadow, MA 01028 * FAX 413/525-6405 * TEL. 413/525-2332

FLAG/QUALIFIER SUMMARY

*	QC result is outside of established limits.
†	Wide recovery limits established for difficult compound.
‡	Wide RPD limits established for difficult compound.
#	Data exceeded client recommended or regulatory level
ND	Not Detected
RL	Reporting Limit is at the level of quantitation (LOQ)
DL	Detection Limit is the lower limit of detection determined by the MDL study
MCL	Maximum Contaminant Level
	Percent recoveries and relative percent differences (RPDs) are determined by the software using values in the calculation which have not been rounded.
	No results have been blank subtracted unless specified in the case narrative section.
H-06	Sample was extracted past the recommended holding time.
S-09	Sample was re-extracted outside of holding time since surrogate standard recovery was outside of control limits in initial analysis. Initial data is reported since confirmation analysis also had unacceptable surrogate, confirming matrix interference.
S-10	Sample was re-extracted outside of holding time since surrogate standard recovery was outside of control limits. Data from analysis performed outside of holding time is also reported since surrogate recovery is acceptable.

39 Spruce Street * East Longmeadow, MA 01028 * FAX 413/525-6405 * TEL. 413/525-2332

CERTIFICATIONS

Certified Analyses included in this Report

Analyte	Certifications

No certified Analyses included in this Report

The CON-TEST Environmental Laboratory operates under the following certifications and accreditations:

Code	Description	Number	Expires
AIHA	AIHA-LAP, LLC - ISO17025:2005	100033	03/1/2020
MA	Massachusetts DEP	M-MA100	06/30/2018
CT	Connecticut Department of Publilc Health	PH-0567	09/30/2019
NY	New York State Department of Health	10899 NELAP	04/1/2018
NH-S	New Hampshire Environmental Lab	2516 NELAP	02/5/2019
RI	Rhode Island Department of Health	LAO00112	12/30/2018
NC	North Carolina Div. of Water Quality	652	12/31/2018
NJ	New Jersey DEP	MA007 NELAP	06/30/2018
FL	Florida Department of Health	E871027 NELAP	06/30/2018
VT	Vermont Department of Health Lead Laboratory	LL015036	07/30/2018
ME	State of Maine	2011028	06/9/2019
VA	Commonwealth of Virginia	460217	12/14/2018
NH-P	New Hampshire Environmental Lab	2557 NELAP	09/6/2018
VT-DW	Vermont Department of Health Drinking Water	VT-255716	06/12/2018
NC-DW	North Carolina Department of Health	25703	07/31/2018

CHAIN OF CUSTODY RECORD

180227

con-test® ANALYTICAL LABORATORY
Phone: 413-525-2332
Fax: 413-525-6405
Email: info@contestlabs.com
39 Spruce Street
East Longmeadow, MA 01028

Company Name: AECOM
Address: 500 Enterprise Drive suite 1A, Rocky Hill, CT
Phone: 860-263-5800
Project Name: Greenwich High School
Project Location: 10 Hillside Road, Greenwich, CT
Project Number: 60432356
Project Manager: Matthew Rood
Con-Test Quote Name/Number:
Invoice Recipient:
Sampled By: J. Christopher, J. Maher

Requested Turnaround Time
7-Day ☐ 10-Day ☒
Due Date:

Rush-Approval Required
1-Day ☐ 3-Day ☐
2-Day ☐ 4-Day ☐

Data Delivery
Format: PDF ☒ EXCEL ☒
Other: EQuIS
CLP Like Data Pkg Required: ☐
Email To: matthew.rood@aecom.com
Fax To #:

Con-Test Work Order#	Client Sample ID / Description	Beginning Date/Time	Ending Date/Time	Composite	Grab	[1]Matrix Code	Conc Code	2	1	A	PCBs 8600	# of Containers
1	MW-BB34-030520181	03/06/18	1425	X		GW	U	2				
2	MW-35-030618-1	03/06/18	1015	X		GW	U	2				
3	MW-28-030618-1	03/06/18	1121	X		GW	U	6				
4	MW-P7-030618-1	03/06/18	0930	X		GW	U	2				
5	MW-P11-030618-1	03/06/18	0945	X		GW	U	2				
6	MW-V12-030618-1	03/06/18	1030	X		GW	U	2				
7	MW-S15-030618-1	03/06/18	1055	X		GW	U	2				
8	MW-AH16R-030618-1	03/06/18	0850	X		GW	U	2				
9	MW-Y15-030618-1	03/06/18	1235	X		GW	U	2				
10	MW-Y15D-030618-1	03/06/18	1245	X		GW	U	2				

ANALYSIS REQUESTED

[2] Preservation Code
[3] Container Code

Dissolved Metals Samples
○ Field Filtered
○ Lab to Filter

Orthophosphate Samples
○ Field Filtered
○ Lab to Filter

Comments:
MW-28-030618-1 extra volume for MSMSD

Please use the following codes to indicate possible sample concentration within the **Conc Code** column above:
H - High; M - Medium; L - Low; C - Clean; U - Unknown

[1] Matrix Codes:
GW = Ground Water
WW = Waste Water
DW = Drinking Water
A = Air
S = Soil
SL = Sludge
SOL = Solid
O = Other (please define)

[2] Preservation Codes:
I = Iced
H = HCL
M = Methanol
N = Nitric Acid
S = Sulfuric Acid
B = Sodium Bisulfate
X = Sodium Hydroxide
T = Sodium Thiosulfate
O = Other (please define)

[3] Container Codes:
A = Amber Glass
G = Glass
P = Plastic
ST = Sterile
V = Vial
S = Summa Canister
T = Tedlar Bag
O = Other (please define)

	Date/Time
Relinquished by: (signature)	3/6/18 14:30
Received by: (signature)	3/6/18 1430
Relinquished by: (signature)	3/6/18 1545
Received by: (signature)	3-6-18 1820
Relinquished by: (signature)	3-6-18 1920
Received by: (signature) 4.4, 3.6C	3/6/18 1930

Detection Limit Requirements
MA
CT
Other

Special Requirements
☐ MA MCP Required
MCP Certification Form Required
☐ CT RCP Required
RCP Certification Form Required
☐ MA State DW Required
PWSID #

con-test® ANALYTICAL LABORATORY www.contestlabs.com
NELAC and AIHA-LAP, LLC Accredited

Project Entity
☐ Government ☐ Municipality ☐ MWRA ☐ WRTA
☐ Federal ☐ 21 J ☐ School
☐ City ☐ Brownfield ☐ MBTA

Other
☐ Chromatogram
☐ *AIHA-LAP,LLC*

PCB ONLY
☐ Soxhlet
☐ Non Soxhlet

Table of Contents

18C0227.

http://www.contestlabs.com Doc # 381 Rev 1_03242017

CHAIN OF CUSTODY RECORD

con-test ANALYTICAL LABORATORY
Phone: 413-525-2332
Fax: 413-525-6405
Email: info@contestlabs.com
39 Spruce Street
East Longmeadow, MA 01028

Requested Turnaround Time
7-Day ☐ 10-Day ☒
Due Date:

Rush-Approval Required
1-Day ☐ 3-Day ☐
2-Day ☐ 4-Day ☐

Data Delivery
Format: PDF ☒ EXCEL ☒
Other: EQUIS
CLP Like Data Pkg Required: ☐
Email To: matthew.rood@aecom.com
Fax To #:

Company Name: AECOM
Address: 500 Enterprise Dr. Suite 1A, Rocky Hill, CT
Phone: 860-263-5800
Project Name: Greenwich High School
Project Location: 10 Hillside Road, Greenwich, CT
Project Number: 60432356
Project Manager: Matthew Rood
Con-Test Quote Name/Number:
Invoice Recipient:
Sampled By: J. Christopher, J. Mabee

ANALYSIS REQUESTED

Con-Test Work Order#	Client Sample ID / Description	~~Beginning Date/Time~~	~~Ending Date/Time~~	Composite	Grab	[1]Matrix Code	Conc Code	PCBs 860
11	MW-AA12D-030618-1	03/06/18	13:45	X		GW	U	2
12	MW-S15-030618-2	03/06/18	1055	X		GW	U	2

# of Containers
[2] Preservation Code
[3] Container Code

Dissolved Metals Samples
○ Field Filtered
○ Lab to Filter

Orthophosphate Samples
○ Field Filtered
○ Lab to Filter

[1] **Matrix Codes:**
GW = Ground Water
WW = Waste Water
DW = Drinking Water
A = Air
S = Soil
SL = Sludge
SOL = Solid
O = Other (please define)

[2] **Preservation Codes:**
I = Iced
H = HCL
M = Methanol
N = Nitric Acid
S = Sulfuric Acid
B = Sodium Bisulfate
X = Sodium Hydroxide
T = Sodium Thiosulfate
O = Other (please define)

[3] **Container Codes:**
A = Amber Glass
G = Glass
P = Plastic
ST = Sterile
V = Vial
S = Summa Canister
T = Tedlar Bag
O = Other (please define)

Comments:

Please use the following codes to indicate possible sample concentration within the Conc Code column above:
H - High; M - Medium; L - Low; C - Clean; U - Unknown

Relinquished by: (signature)	Date/Time:
[signature]	3/6/18 14:30
Received by: (signature) [signature]	Date/Time: 3/6/18 1430
Relinquished by: (signature) [signature]	Date/Time: 3/6/18 1545
Received by: (signature) [signature] 3-6-18	Date/Time: 1820
Relinquished by: (signature) [signature] 3-6-18	Date/Time: 1930
Received by: (signature) [signature] 4.4, 3.6 3/6/18	Date/Time: 1930

Detection Limit Requirements
MA
CT
Other

Special Requirements
☐ MA MCP Required
MCP Certification Form Required
☐ CT RCP Required
RCP Certification Form Required
☐ MA State DW Required
PWSID #

con-test ANALYTICAL LABORATORY
www.contestlabs.com
NELAC and AIHA-LAP, LLC Accredited

Project Entity
☐ Government ☐ Municipality ☐ MWRA ☐ WRTA
☐ Federal ☐ 21 J ☐ School
☐ City ☐ Brownfield ☐ MBTA

Other
☐ Chromatogram
☐ AIHA-LAP, LLC

PCB ONLY
☐ Soxhlet
☐ Non Soxhlet

con-test® ANALYTICAL LABORATORY

Doc# 277 Rev 5 2017

Login Sample Receipt Checklist - (Rejection Criteria Listing - Using Acceptance Policy) Any False Statement will be brought to the attention of the Client - State True or False

Client AECOM

Received By BLF Date 3/16/18 Time 1930

How were the samples received? In Cooler T No Cooler ____ On Ice T No Ice ____

Direct from Sampling ____ Ambient ____ Melted Ice ____

By Gun # 577 Actual Temp - 4.4, 3.6 °C

Were samples within Temperature? 2-6°C T By Blank # ____ Actual Temp - ____

Was Custody Seal Intact? NA Were Samples Tampered with? NA

Was COC Relinquished ? T Does Chain Agree With Samples? T

Are there broken/leaking/loose caps on any samples? F

Is COC in ink/ Legible? T Were samples received within holding time? T

Did COC include all Client T Analysis T Sampler Name T

pertinent Information? Project T ID's T Collection Dates/Times T

Are Sample labels filled out and legible? F

Are there Lab to Filters? F Who was notified? ____

Are there Rushes? F Who was notified? ____

Are there Short Holds? F Who was notified? ____

Is there enough Volume? T

Is there Headspace where applicable? NA MS/MSD? F T

Proper Media/Containers Used? T Is splitting samples required? F

Were trip blanks received? F On COC? NA

Do all samples have the proper pH? Acid NA Base NA

Vials	#	Containers:	#		#		#
Unp-		1 Liter Amb.	28	1 Liter Plastic		16 oz Amb	
HCL-		500 mL Amb.		500 mL Plastic		8oz Amb/Clear	
Meoh-		250 mL Amb.		250 mL Plastic		4oz Amb/Clear	
Bisulfate-		Col./Bacteria		Flashpoint		2oz Amb/Clear	
DI-		Other Plastic		Other Glass		Encore	
Thiosulfate-		SOC Kit		Plastic Bag		Frozen:	
Sulfuric-		Perchlorate		Ziplock			

Unused Media

Vials	#	Containers:	#		#		#
Unp-		1 Liter Amb.		1 Liter Plastic		16 oz Amb.	
HCL-		500 mL Amb.		500 mL Plastic		8oz Amb/Clear	
Meoh-		250 mL Amb.		250 mL Plastic		4oz Amb/Clear	
Bisulfate-		Col./Bacteria		Flashpoint		2oz Amb/Clear	
DI-		Other Plastic		Other Glass		Encore	
Thiosulfate-		SOC Kit		Plastic Bag		Frozen:	
Sulfuric-		Perchlorate		Ziplock			

Comments:

con-test® ANALYTICAL LABORATORY
39 Spruce Street * East Longmeadow, MA 01028 * FAX 413/525-6405 * TEL. 413/525-2332

March 15, 2018

Matthew Rood
AECOM Environment - Rocky Hill, CT
500 Enterprise Drive, Suite 1A
Rocky Hill, CT 06067

Project Location: Greenwich High School
Client Job Number:
Project Number: 60432356.0500
Laboratory Work Order Number: 18C0346

Enclosed are results of analyses for samples received by the laboratory on March 8, 2018. If you have any questions concerning this report, please feel free to contact me.

Sincerely,



Aaron L. Benoit
Project Manager

Table of Contents

Sample Summary 3

Case Narrative 4

Sample Results 5

18C0346-01 5

18C0346-02 6

18C0346-03 7

18C0346-04 8

18C0346-05 9

18C0346-06 10

18C0346-07 11

18C0346-08 12

18C0346-09 13

18C0346-10 14

18C0346-11 15

18C0346-12 16

Sample Preparation Information 17

QC Data 18

PCB Homologues by GC/MS Water 18

B198555 18

Flag/Qualifier Summary 20

Certifications 21

Chain of Custody/Sample Receipt 22

39 Spruce Street * East Longmeadow, MA 01028 * FAX 413/525-6405 * TEL. 413/525-2332

AECOM Environment - Rocky Hill, CT
500 Enterprise Drive, Suite 1A
Rocky Hill, CT 06067
ATTN: Matthew Rood

REPORT DATE: 3/15/2018

PURCHASE ORDER NUMBER: 60437356

PROJECT NUMBER: 60432356.0500

ANALYTICAL SUMMARY

WORK ORDER NUMBER: 18C0346

The results of analyses performed on the following samples submitted to the CON-TEST Analytical Laboratory are found in this report.

PROJECT LOCATION: Greenwich High School

FIELD SAMPLE #	LAB ID:	MATRIX	SAMPLE DESCRIPTION	TEST	SUB LAB
MW-X17-030818-1	18C0346-01	Ground Water		EPA 680 Modified	
MW-V18-030818-1	18C0346-02	Ground Water		EPA 680 Modified	
MW-F35-030818-1	18C0346-03	Ground Water		EPA 680 Modified	
MW-T23-030818-1	18C0346-04	Ground Water		EPA 680 Modified	
MW-Y26-030818-1	18C0346-05	Ground Water		EPA 680 Modified	
MW-L25-030818-1	18C0346-06	Ground Water		EPA 680 Modified	
MW-AJ13D-030818-1	18C0346-07	Ground Water		EPA 680 Modified	
MW-AJ13-030818-1	18C0346-08	Ground Water		EPA 680 Modified	
MW-R20-030818-1	18C0346-09	Ground Water		EPA 680 Modified	
MW-R20-030818-2	18C0346-10	Ground Water		EPA 680 Modified	
MW-Y9-030618-1	18C0346-11	Ground Water		EPA 680 Modified	
MW-Y9D-030618-1	18C0346-12	Ground Water		EPA 680 Modified	

39 Spruce Street * East Longmeadow, MA 01028 * FAX 413/525-6405 * TEL. 413/525-2332

CASE NARRATIVE SUMMARY

All reported results are within defined laboratory quality control objectives unless listed below or otherwise qualified in this report.

The results of analyses reported only relate to samples submitted to the Con-Test Analytical Laboratory for testing.
I certify that the analyses listed above, unless specifically listed as subcontracted, if any, were performed under my direction according to the approved methodologies listed in this document, and that based upon my inquiry of those individuals immediately responsible for obtaining the information, the material contained in this report is, to the best of my knowledge and belief, accurate and complete.



Lisa A. Worthington
Project Manager

con-test® ANALYTICAL LABORATORY
39 Spruce Street * East Longmeadow, MA 01028 * FAX 413/525-6405 * TEL. 413/525-2332

Project Location: Greenwich High School | Sample Description: | Work Order: 18C0346

Date Received: 3/8/2018

Field Sample #: MW-X17-030818-1 | Sampled: 3/6/2018 09:50

Sample ID: 18C0346-01

Sample Matrix: Ground Water

PCB Homologues by GC/MS Water

Analyte	Results	RL	Units	Dilution	Flag/Qual	Method	Date Prepared	Date/Time Analyzed	Analyst
Monochlorobiphenyls	ND	0.0010	µg/L	1		EPA 680 Modified	3/9/18	3/13/18 19:18	IMR
Dichlorobiphenyls	ND	0.0010	µg/L	1		EPA 680 Modified	3/9/18	3/13/18 19:18	IMR
Trichlorobiphenyls	0.0022	0.0010	µg/L	1		EPA 680 Modified	3/9/18	3/13/18 19:18	IMR
Tetrachlorobiphenyls	0.0023	0.0020	µg/L	1		EPA 680 Modified	3/9/18	3/13/18 19:18	IMR
Pentachlorobiphenyls	ND	0.0020	µg/L	1		EPA 680 Modified	3/9/18	3/13/18 19:18	IMR
Hexachlorobiphenyls	ND	0.0020	µg/L	1		EPA 680 Modified	3/9/18	3/13/18 19:18	IMR
Heptachlorobiphenyls	ND	0.0030	µg/L	1		EPA 680 Modified	3/9/18	3/13/18 19:18	IMR
Octachlorobiphenyls	ND	0.0030	µg/L	1		EPA 680 Modified	3/9/18	3/13/18 19:18	IMR
Nonachlorobiphenyls	ND	0.0050	µg/L	1		EPA 680 Modified	3/9/18	3/13/18 19:18	IMR
Decachlorobiphenyl	ND	0.0050	µg/L	1		EPA 680 Modified	3/9/18	3/13/18 19:18	IMR
Total Polychlorinated biphenyls	0.0045		µg/L	1		EPA 680 Modified	3/9/18	3/13/18 19:18	IMR

Surrogates	% Recovery	Recovery Limits	Flag/Qual	
Tetrachloro-m-xylene	68.1	50-125		3/13/18 19:18

con-test® ANALYTICAL LABORATORY
39 Spruce Street * East Longmeadow, MA 01028 * FAX 413/525-6405 * TEL. 413/525-2332

Project Location: Greenwich High School | Sample Description: | Work Order: 18C0346

Date Received: 3/8/2018

Field Sample #: MW-V18-030818-1 | Sampled: 3/6/2018 09:55

Sample ID: 18C0346-02

Sample Matrix: Ground Water

PCB Homologues by GC/MS Water

Analyte	Results	RL	Units	Dilution	Flag/Qual	Method	Date Prepared	Date/Time Analyzed	Analyst
Monochlorobiphenyls	ND	0.0010	µg/L	1		EPA 680 Modified	3/9/18	3/13/18 19:55	IMR
Dichlorobiphenyls	0.0025	0.0010	µg/L	1		EPA 680 Modified	3/9/18	3/13/18 19:55	IMR
Trichlorobiphenyls	0.015	0.0010	µg/L	1		EPA 680 Modified	3/9/18	3/13/18 19:55	IMR
Tetrachlorobiphenyls	0.031	0.0021	µg/L	1		EPA 680 Modified	3/9/18	3/13/18 19:55	IMR
Pentachlorobiphenyls	0.0068	0.0021	µg/L	1		EPA 680 Modified	3/9/18	3/13/18 19:55	IMR
Hexachlorobiphenyls	ND	0.0021	µg/L	1		EPA 680 Modified	3/9/18	3/13/18 19:55	IMR
Heptachlorobiphenyls	ND	0.0031	µg/L	1		EPA 680 Modified	3/9/18	3/13/18 19:55	IMR
Octachlorobiphenyls	ND	0.0031	µg/L	1		EPA 680 Modified	3/9/18	3/13/18 19:55	IMR
Nonachlorobiphenyls	ND	0.0052	µg/L	1		EPA 680 Modified	3/9/18	3/13/18 19:55	IMR
Decachlorobiphenyl	ND	0.0052	µg/L	1		EPA 680 Modified	3/9/18	3/13/18 19:55	IMR
Total Polychlorinated biphenyls	0.055		µg/L	1		EPA 680 Modified	3/9/18	3/13/18 19:55	IMR

Surrogates	% Recovery	Recovery Limits	Flag/Qual	
Tetrachloro-m-xylene	72.8	50-125		3/13/18 19:55

con-test® ANALYTICAL LABORATORY
39 Spruce Street * East Longmeadow, MA 01028 * FAX 413/525-6405 * TEL. 413/525-2332

Project Location: Greenwich High School | Sample Description: | Work Order: 18C0346

Date Received: 3/8/2018

Field Sample #: MW-F35-030818-1 | Sampled: 3/6/2018 10:15

Sample ID: 18C0346-03

Sample Matrix: Ground Water

PCB Homologues by GC/MS Water

Analyte	Results	RL	Units	Dilution	Flag/Qual	Method	Date Prepared	Date/Time Analyzed	Analyst
Monochlorobiphenyls	ND	0.0010	µg/L	1		EPA 680 Modified	3/9/18	3/13/18 20:33	IMR
Dichlorobiphenyls	ND	0.0010	µg/L	1		EPA 680 Modified	3/9/18	3/13/18 20:33	IMR
Trichlorobiphenyls	ND	0.0010	µg/L	1		EPA 680 Modified	3/9/18	3/13/18 20:33	IMR
Tetrachlorobiphenyls	ND	0.0020	µg/L	1		EPA 680 Modified	3/9/18	3/13/18 20:33	IMR
Pentachlorobiphenyls	ND	0.0020	µg/L	1		EPA 680 Modified	3/9/18	3/13/18 20:33	IMR
Hexachlorobiphenyls	ND	0.0020	µg/L	1		EPA 680 Modified	3/9/18	3/13/18 20:33	IMR
Heptachlorobiphenyls	ND	0.0030	µg/L	1		EPA 680 Modified	3/9/18	3/13/18 20:33	IMR
Octachlorobiphenyls	ND	0.0030	µg/L	1		EPA 680 Modified	3/9/18	3/13/18 20:33	IMR
Nonachlorobiphenyls	ND	0.0050	µg/L	1		EPA 680 Modified	3/9/18	3/13/18 20:33	IMR
Decachlorobiphenyl	ND	0.0050	µg/L	1		EPA 680 Modified	3/9/18	3/13/18 20:33	IMR
Total Polychlorinated biphenyls	0.0		µg/L	1		EPA 680 Modified	3/9/18	3/13/18 20:33	IMR

Surrogates	% Recovery	Recovery Limits	Flag/Qual	
Tetrachloro-m-xylene	65.5	50-125		3/13/18 20:33

con-test® ANALYTICAL LABORATORY
39 Spruce Street * East Longmeadow, MA 01028 * FAX 413/525-6405 * TEL. 413/525-2332

Project Location: Greenwich High School | Sample Description: | Work Order: 18C0346

Date Received: 3/8/2018

Field Sample #: MW-T23-030818-1 | Sampled: 3/6/2018 10:45

Sample ID: 18C0346-04

Sample Matrix: Ground Water

PCB Homologues by GC/MS Water

Analyte	Results	RL	Units	Dilution	Flag/Qual	Method	Date Prepared	Date/Time Analyzed	Analyst
Monochlorobiphenyls	ND	0.0010	µg/L	1		EPA 680 Modified	3/9/18	3/13/18 21:10	IMR
Dichlorobiphenyls	ND	0.0010	µg/L	1		EPA 680 Modified	3/9/18	3/13/18 21:10	IMR
Trichlorobiphenyls	ND	0.0010	µg/L	1		EPA 680 Modified	3/9/18	3/13/18 21:10	IMR
Tetrachlorobiphenyls	ND	0.0020	µg/L	1		EPA 680 Modified	3/9/18	3/13/18 21:10	IMR
Pentachlorobiphenyls	ND	0.0020	µg/L	1		EPA 680 Modified	3/9/18	3/13/18 21:10	IMR
Hexachlorobiphenyls	ND	0.0020	µg/L	1		EPA 680 Modified	3/9/18	3/13/18 21:10	IMR
Heptachlorobiphenyls	ND	0.0030	µg/L	1		EPA 680 Modified	3/9/18	3/13/18 21:10	IMR
Octachlorobiphenyls	ND	0.0030	µg/L	1		EPA 680 Modified	3/9/18	3/13/18 21:10	IMR
Nonachlorobiphenyls	ND	0.0050	µg/L	1		EPA 680 Modified	3/9/18	3/13/18 21:10	IMR
Decachlorobiphenyl	ND	0.0050	µg/L	1		EPA 680 Modified	3/9/18	3/13/18 21:10	IMR
Total Polychlorinated biphenyls	0.0		µg/L	1		EPA 680 Modified	3/9/18	3/13/18 21:10	IMR

Surrogates	% Recovery	Recovery Limits	Flag/Qual	
Tetrachloro-m-xylene	68.8	50-125		3/13/18 21:10

con-test® ANALYTICAL LABORATORY
39 Spruce Street * East Longmeadow, MA 01028 * FAX 413/525-6405 * TEL. 413/525-2332

Project Location: Greenwich High School | Sample Description: | Work Order: 18C0346

Date Received: 3/8/2018

Field Sample #: MW-Y26-030818-1 | Sampled: 3/6/2018 10:55

Sample ID: 18C0346-05

Sample Matrix: Ground Water

PCB Homologues by GC/MS Water

Analyte	Results	RL	Units	Dilution	Flag/Qual	Method	Date Prepared	Date/Time Analyzed	Analyst
Monochlorobiphenyls	ND	0.00099	µg/L	1		EPA 680 Modified	3/9/18	3/13/18 21:48	IMR
Dichlorobiphenyls	ND	0.00099	µg/L	1		EPA 680 Modified	3/9/18	3/13/18 21:48	IMR
Trichlorobiphenyls	ND	0.00099	µg/L	1		EPA 680 Modified	3/9/18	3/13/18 21:48	IMR
Tetrachlorobiphenyls	ND	0.0020	µg/L	1		EPA 680 Modified	3/9/18	3/13/18 21:48	IMR
Pentachlorobiphenyls	ND	0.0020	µg/L	1		EPA 680 Modified	3/9/18	3/13/18 21:48	IMR
Hexachlorobiphenyls	ND	0.0020	µg/L	1		EPA 680 Modified	3/9/18	3/13/18 21:48	IMR
Heptachlorobiphenyls	ND	0.0030	µg/L	1		EPA 680 Modified	3/9/18	3/13/18 21:48	IMR
Octachlorobiphenyls	ND	0.0030	µg/L	1		EPA 680 Modified	3/9/18	3/13/18 21:48	IMR
Nonachlorobiphenyls	ND	0.0050	µg/L	1		EPA 680 Modified	3/9/18	3/13/18 21:48	IMR
Decachlorobiphenyl	ND	0.0050	µg/L	1		EPA 680 Modified	3/9/18	3/13/18 21:48	IMR
Total Polychlorinated biphenyls	0.0		µg/L	1		EPA 680 Modified	3/9/18	3/13/18 21:48	IMR

Surrogates	% Recovery	Recovery Limits	Flag/Qual	
Tetrachloro-m-xylene	52.7	50-125		3/13/18 21:48

con-test® ANALYTICAL LABORATORY
39 Spruce Street * East Longmeadow, MA 01028 * FAX 413/525-6405 * TEL. 413/525-2332

Project Location: Greenwich High School | Sample Description: | Work Order: 18C0346

Date Received: 3/8/2018

Field Sample #: MW-L25-030818-1 | Sampled: 3/6/2018 11:15

Sample ID: 18C0346-06

Sample Matrix: Ground Water

PCB Homologues by GC/MS Water

Analyte	Results	RL	Units	Dilution	Flag/Qual	Method	Date Prepared	Date/Time Analyzed	Analyst
Monochlorobiphenyls	ND	0.0010	µg/L	1		EPA 680 Modified	3/9/18	3/13/18 22:25	IMR
Dichlorobiphenyls	ND	0.0010	µg/L	1		EPA 680 Modified	3/9/18	3/13/18 22:25	IMR
Trichlorobiphenyls	ND	0.0010	µg/L	1		EPA 680 Modified	3/9/18	3/13/18 22:25	IMR
Tetrachlorobiphenyls	ND	0.0020	µg/L	1		EPA 680 Modified	3/9/18	3/13/18 22:25	IMR
Pentachlorobiphenyls	ND	0.0020	µg/L	1		EPA 680 Modified	3/9/18	3/13/18 22:25	IMR
Hexachlorobiphenyls	ND	0.0020	µg/L	1		EPA 680 Modified	3/9/18	3/13/18 22:25	IMR
Heptachlorobiphenyls	ND	0.0030	µg/L	1		EPA 680 Modified	3/9/18	3/13/18 22:25	IMR
Octachlorobiphenyls	ND	0.0030	µg/L	1		EPA 680 Modified	3/9/18	3/13/18 22:25	IMR
Nonachlorobiphenyls	ND	0.0051	µg/L	1		EPA 680 Modified	3/9/18	3/13/18 22:25	IMR
Decachlorobiphenyl	ND	0.0051	µg/L	1		EPA 680 Modified	3/9/18	3/13/18 22:25	IMR
Total Polychlorinated biphenyls	0.0		µg/L	1		EPA 680 Modified	3/9/18	3/13/18 22:25	IMR

Surrogates	% Recovery	Recovery Limits	Flag/Qual	
Tetrachloro-m-xylene	65.1	50-125		3/13/18 22:25

con-test® ANALYTICAL LABORATORY
39 Spruce Street * East Longmeadow, MA 01028 * FAX 413/525-6405 * TEL. 413/525-2332

Project Location: Greenwich High School | Sample Description: | Work Order: 18C0346

Date Received: 3/8/2018

Field Sample #: MW-AJ13D-030818-1 | Sampled: 3/6/2018 12:17

Sample ID: 18C0346-07

Sample Matrix: Ground Water

PCB Homologues by GC/MS Water

Analyte	Results	RL	Units	Dilution	Flag/Qual	Method	Date Prepared	Date/Time Analyzed	Analyst
Monochlorobiphenyls	0.021	0.00098	µg/L	1		EPA 680 Modified	3/9/18	3/13/18 23:03	IMR
Dichlorobiphenyls	0.061	0.00098	µg/L	1		EPA 680 Modified	3/9/18	3/13/18 23:03	IMR
Trichlorobiphenyls	0.073	0.00098	µg/L	1		EPA 680 Modified	3/9/18	3/13/18 23:03	IMR
Tetrachlorobiphenyls	ND	0.0020	µg/L	1		EPA 680 Modified	3/9/18	3/13/18 23:03	IMR
Pentachlorobiphenyls	0.053	0.0020	µg/L	1		EPA 680 Modified	3/9/18	3/13/18 23:03	IMR
Hexachlorobiphenyls	0.013	0.0020	µg/L	1		EPA 680 Modified	3/9/18	3/13/18 23:03	IMR
Heptachlorobiphenyls	ND	0.0029	µg/L	1		EPA 680 Modified	3/9/18	3/13/18 23:03	IMR
Octachlorobiphenyls	ND	0.0029	µg/L	1		EPA 680 Modified	3/9/18	3/13/18 23:03	IMR
Nonachlorobiphenyls	ND	0.0049	µg/L	1		EPA 680 Modified	3/9/18	3/13/18 23:03	IMR
Decachlorobiphenyl	ND	0.0049	µg/L	1		EPA 680 Modified	3/9/18	3/13/18 23:03	IMR
Total Polychlorinated biphenyls	0.22		µg/L	1		EPA 680 Modified	3/9/18	3/13/18 23:03	IMR

Surrogates	% Recovery	Recovery Limits	Flag/Qual	
Tetrachloro-m-xylene	53.7	50-125		3/13/18 23:03

con-test® ANALYTICAL LABORATORY
39 Spruce Street * East Longmeadow, MA 01028 * FAX 413/525-6405 * TEL. 413/525-2332

Project Location: Greenwich High School | Sample Description: | Work Order: 18C0346

Date Received: 3/8/2018

Field Sample #: MW-AJ13-030818-1 | Sampled: 3/6/2018 12:10

Sample ID: 18C0346-08

Sample Matrix: Ground Water

PCB Homologues by GC/MS Water

Analyte	Results	RL	Units	Dilution	Flag/Qual	Method	Date Prepared	Date/Time Analyzed	Analyst
Monochlorobiphenyls	0.0015	0.00098	µg/L	1		EPA 680 Modified	3/9/18	3/13/18 23:40	IMR
Dichlorobiphenyls	0.38	0.00098	µg/L	1		EPA 680 Modified	3/9/18	3/13/18 23:40	IMR
Trichlorobiphenyls	1.7	0.00098	µg/L	1		EPA 680 Modified	3/9/18	3/13/18 23:40	IMR
Tetrachlorobiphenyls	0.56	0.0020	µg/L	1		EPA 680 Modified	3/9/18	3/13/18 23:40	IMR
Pentachlorobiphenyls	0.13	0.0020	µg/L	1		EPA 680 Modified	3/9/18	3/13/18 23:40	IMR
Hexachlorobiphenyls	0.011	0.0020	µg/L	1		EPA 680 Modified	3/9/18	3/13/18 23:40	IMR
Heptachlorobiphenyls	ND	0.0029	µg/L	1		EPA 680 Modified	3/9/18	3/13/18 23:40	IMR
Octachlorobiphenyls	ND	0.0029	µg/L	1		EPA 680 Modified	3/9/18	3/13/18 23:40	IMR
Nonachlorobiphenyls	ND	0.0049	µg/L	1		EPA 680 Modified	3/9/18	3/13/18 23:40	IMR
Decachlorobiphenyl	ND	0.0049	µg/L	1		EPA 680 Modified	3/9/18	3/13/18 23:40	IMR
Total Polychlorinated biphenyls	2.8		µg/L	1		EPA 680 Modified	3/9/18	3/13/18 23:40	IMR

Surrogates	% Recovery	Recovery Limits	Flag/Qual	
Tetrachloro-m-xylene	50.1	50-125		3/13/18 23:40

con-test® ANALYTICAL LABORATORY
39 Spruce Street * East Longmeadow, MA 01028 * FAX 413/525-6405 * TEL. 413/525-2332

Project Location: Greenwich High School | Sample Description: | Work Order: 18C0346

Date Received: 3/8/2018

Field Sample #: MW-R20-030818-1 | Sampled: 3/6/2018 12:42

Sample ID: 18C0346-09

Sample Matrix: Ground Water

PCB Homologues by GC/MS Water

Analyte	Results	RL	Units	Dilution	Flag/Qual	Method	Date Prepared	Date/Time Analyzed	Analyst
Monochlorobiphenyls	ND	0.00098	µg/L	1		EPA 680 Modified	3/9/18	3/14/18 0:17	IMR
Dichlorobiphenyls	ND	0.00098	µg/L	1		EPA 680 Modified	3/9/18	3/14/18 0:17	IMR
Trichlorobiphenyls	0.0010	0.00098	µg/L	1		EPA 680 Modified	3/9/18	3/14/18 0:17	IMR
Tetrachlorobiphenyls	ND	0.0020	µg/L	1		EPA 680 Modified	3/9/18	3/14/18 0:17	IMR
Pentachlorobiphenyls	ND	0.0020	µg/L	1		EPA 680 Modified	3/9/18	3/14/18 0:17	IMR
Hexachlorobiphenyls	ND	0.0020	µg/L	1		EPA 680 Modified	3/9/18	3/14/18 0:17	IMR
Heptachlorobiphenyls	ND	0.0029	µg/L	1		EPA 680 Modified	3/9/18	3/14/18 0:17	IMR
Octachlorobiphenyls	ND	0.0029	µg/L	1		EPA 680 Modified	3/9/18	3/14/18 0:17	IMR
Nonachlorobiphenyls	ND	0.0049	µg/L	1		EPA 680 Modified	3/9/18	3/14/18 0:17	IMR
Decachlorobiphenyl	ND	0.0049	µg/L	1		EPA 680 Modified	3/9/18	3/14/18 0:17	IMR
Total Polychlorinated biphenyls	0.0010		µg/L	1		EPA 680 Modified	3/9/18	3/14/18 0:17	IMR

Surrogates	% Recovery	Recovery Limits	Flag/Qual					
Tetrachloro-m-xylene	52.5	50-125						3/14/18 0:17

con-test® ANALYTICAL LABORATORY
39 Spruce Street * East Longmeadow, MA 01028 * FAX 413/525-6405 * TEL. 413/525-2332

Project Location: Greenwich High School | Sample Description: | Work Order: 18C0346

Date Received: 3/8/2018

Field Sample #: MW-R20-030818-2 | Sampled: 3/6/2018 12:42

Sample ID: 18C0346-10

Sample Matrix: Ground Water

PCB Homologues by GC/MS Water

Analyte	Results	RL	Units	Dilution	Flag/Qual	Method	Date Prepared	Date/Time Analyzed	Analyst
Monochlorobiphenyls	ND	0.00098	µg/L	1		EPA 680 Modified	3/9/18	3/14/18 0:55	IMR
Dichlorobiphenyls	ND	0.00098	µg/L	1		EPA 680 Modified	3/9/18	3/14/18 0:55	IMR
Trichlorobiphenyls	ND	0.00098	µg/L	1		EPA 680 Modified	3/9/18	3/14/18 0:55	IMR
Tetrachlorobiphenyls	ND	0.0020	µg/L	1		EPA 680 Modified	3/9/18	3/14/18 0:55	IMR
Pentachlorobiphenyls	ND	0.0020	µg/L	1		EPA 680 Modified	3/9/18	3/14/18 0:55	IMR
Hexachlorobiphenyls	ND	0.0020	µg/L	1		EPA 680 Modified	3/9/18	3/14/18 0:55	IMR
Heptachlorobiphenyls	ND	0.0029	µg/L	1		EPA 680 Modified	3/9/18	3/14/18 0:55	IMR
Octachlorobiphenyls	ND	0.0029	µg/L	1		EPA 680 Modified	3/9/18	3/14/18 0:55	IMR
Nonachlorobiphenyls	ND	0.0049	µg/L	1		EPA 680 Modified	3/9/18	3/14/18 0:55	IMR
Decachlorobiphenyl	ND	0.0049	µg/L	1		EPA 680 Modified	3/9/18	3/14/18 0:55	IMR
Total Polychlorinated biphenyls	0.0		µg/L	1		EPA 680 Modified	3/9/18	3/14/18 0:55	IMR

Surrogates	% Recovery	Recovery Limits	Flag/Qual				
Tetrachloro-m-xylene	54.2	50-125				3/14/18 0:55	

con-test® ANALYTICAL LABORATORY
39 Spruce Street * East Longmeadow, MA 01028 * FAX 413/525-6405 * TEL. 413/525-2332

Project Location: Greenwich High School | Sample Description: | Work Order: 18C0346

Date Received: 3/8/2018

Field Sample #: MW-Y9-030618-1 | Sampled: 3/6/2018 14:32

Sample ID: 18C0346-11

Sample Matrix: Ground Water

PCB Homologues by GC/MS Water

Analyte	Results	RL	Units	Dilution	Flag/Qual	Method	Date Prepared	Date/Time Analyzed	Analyst
Monochlorobiphenyls	ND	0.00098	µg/L	1		EPA 680 Modified	3/9/18	3/14/18 1:32	IMR
Dichlorobiphenyls	ND	0.00098	µg/L	1		EPA 680 Modified	3/9/18	3/14/18 1:32	IMR
Trichlorobiphenyls	0.0013	0.00098	µg/L	1		EPA 680 Modified	3/9/18	3/14/18 1:32	IMR
Tetrachlorobiphenyls	0.0031	0.0020	µg/L	1		EPA 680 Modified	3/9/18	3/14/18 1:32	IMR
Pentachlorobiphenyls	0.0033	0.0020	µg/L	1		EPA 680 Modified	3/9/18	3/14/18 1:32	IMR
Hexachlorobiphenyls	ND	0.0020	µg/L	1		EPA 680 Modified	3/9/18	3/14/18 1:32	IMR
Heptachlorobiphenyls	ND	0.0029	µg/L	1		EPA 680 Modified	3/9/18	3/14/18 1:32	IMR
Octachlorobiphenyls	ND	0.0029	µg/L	1		EPA 680 Modified	3/9/18	3/14/18 1:32	IMR
Nonachlorobiphenyls	ND	0.0049	µg/L	1		EPA 680 Modified	3/9/18	3/14/18 1:32	IMR
Decachlorobiphenyl	ND	0.0049	µg/L	1		EPA 680 Modified	3/9/18	3/14/18 1:32	IMR
Total Polychlorinated biphenyls	0.0076		µg/L	1		EPA 680 Modified	3/9/18	3/14/18 1:32	IMR

Surrogates	% Recovery	Recovery Limits	Flag/Qual		
Tetrachloro-m-xylene	62.5	50-125			3/14/18 1:32

con-test® ANALYTICAL LABORATORY
39 Spruce Street * East Longmeadow, MA 01028 * FAX 413/525-6405 * TEL. 413/525-2332

Project Location: Greenwich High School | Sample Description: | Work Order: 18C0346

Date Received: 3/8/2018

Field Sample #: MW-Y9D-030618-1 | Sampled: 3/6/2018 14:35

Sample ID: 18C0346-12

Sample Matrix: Ground Water

PCB Homologues by GC/MS Water

Analyte	Results	RL	Units	Dilution	Flag/Qual	Method	Date Prepared	Date/Time Analyzed	Analyst
Monochlorobiphenyls	ND	0.00097	µg/L	1		EPA 680 Modified	3/9/18	3/14/18 4:02	IMR
Dichlorobiphenyls	ND	0.00097	µg/L	1		EPA 680 Modified	3/9/18	3/14/18 4:02	IMR
Trichlorobiphenyls	ND	0.00097	µg/L	1		EPA 680 Modified	3/9/18	3/14/18 4:02	IMR
Tetrachlorobiphenyls	ND	0.0019	µg/L	1		EPA 680 Modified	3/9/18	3/14/18 4:02	IMR
Pentachlorobiphenyls	ND	0.0019	µg/L	1		EPA 680 Modified	3/9/18	3/14/18 4:02	IMR
Hexachlorobiphenyls	ND	0.0019	µg/L	1		EPA 680 Modified	3/9/18	3/14/18 4:02	IMR
Heptachlorobiphenyls	ND	0.0029	µg/L	1		EPA 680 Modified	3/9/18	3/14/18 4:02	IMR
Octachlorobiphenyls	ND	0.0029	µg/L	1		EPA 680 Modified	3/9/18	3/14/18 4:02	IMR
Nonachlorobiphenyls	ND	0.0049	µg/L	1		EPA 680 Modified	3/9/18	3/14/18 4:02	IMR
Decachlorobiphenyl	ND	0.0049	µg/L	1		EPA 680 Modified	3/9/18	3/14/18 4:02	IMR
Total Polychlorinated biphenyls	0.0		µg/L	1		EPA 680 Modified	3/9/18	3/14/18 4:02	IMR

Surrogates	% Recovery	Recovery Limits	Flag/Qual				
Tetrachloro-m-xylene	55.9	50-125				3/14/18 4:02	

39 Spruce Street * East Longmeadow, MA 01028 * FAX 413/525-6405 * TEL. 413/525-2332

Sample Extraction Data

Prep Method: SW-846 3510C-EPA 680 Modified

Lab Number [Field ID]	Batch	Initial [mL]	Final [mL]	Date
18C0346-01 [MW-X17-030818-1]	B198555	1000	1.00	03/09/18
18C0346-02 [MW-V18-030818-1]	B198555	970	1.00	03/09/18
18C0346-03 [MW-F35-030818-1]	B198555	1000	1.00	03/09/18
18C0346-04 [MW-T23-030818-1]	B198555	1000	1.00	03/09/18
18C0346-05 [MW-Y26-030818-1]	B198555	1010	1.00	03/09/18
18C0346-06 [MW-L25-030818-1]	B198555	990	1.00	03/09/18
18C0346-07 [MW-AJ13D-030818-1]	B198555	1020	1.00	03/09/18
18C0346-08 [MW-AJ13-030818-1]	B198555	1020	1.00	03/09/18
18C0346-09 [MW-R20-030818-1]	B198555	1020	1.00	03/09/18
18C0346-10 [MW-R20-030818-2]	B198555	1020	1.00	03/09/18
18C0346-11 [MW-Y9-030618-1]	B198555	1020	1.00	03/09/18
18C0346-12 [MW-Y9D-030618-1]	B198555	1030	1.00	03/09/18

con-test® ANALYTICAL LABORATORY
39 Spruce Street * East Longmeadow, MA 01028 * FAX 413/525-6405 * TEL. 413/525-2332

QUALITY CONTROL

PCB Homologues by GC/MS Water - Quality Control

Analyte	Result	Reporting Limit	Units	Spike Level	Source Result	%REC	%REC Limits	RPD	RPD Limit	Notes
Batch B198555 - SW-846 3510C										
Blank (B198555-BLK1)				Prepared: 03/09/18 Analyzed: 03/13/18						
Monochlorobiphenyls	ND	0.0010	µg/L							
Dichlorobiphenyls	ND	0.0010	µg/L							
Trichlorobiphenyls	ND	0.0010	µg/L							
Tetrachlorobiphenyls	ND	0.0020	µg/L							
Pentachlorobiphenyls	ND	0.0020	µg/L							
Hexachlorobiphenyls	ND	0.0020	µg/L							
Heptachlorobiphenyls	ND	0.0030	µg/L							
Octachlorobiphenyls	ND	0.0030	µg/L							
Nonachlorobiphenyls	ND	0.0050	µg/L							
Decachlorobiphenyl	ND	0.0050	µg/L							
Total Polychlorinated biphenyls	0.0		µg/L							
Surrogate: Tetrachloro-m-xylene	*0.131*		µg/L	0.200		65.5	50-125			
LCS (B198555-BS1)				Prepared: 03/09/18 Analyzed: 03/13/18						
Monochlorobiphenyls	0.15	0.0010	µg/L	0.200		76.9	40-140			
Dichlorobiphenyls	0.16	0.0010	µg/L	0.200		79.3	40-140			
Trichlorobiphenyls	0.15	0.0010	µg/L	0.200		75.1	40-140			
Tetrachlorobiphenyls	0.31	0.0020	µg/L	0.400		76.9	40-140			
Pentachlorobiphenyls	0.37	0.0020	µg/L	0.400		92.0	40-140			
Hexachlorobiphenyls	0.31	0.0020	µg/L	0.400		78.0	40-140			
Heptachlorobiphenyls	0.47	0.0030	µg/L	0.600		77.8	40-140			
Octachlorobiphenyls	0.46	0.0030	µg/L	0.600		77.2	40-140			
Nonachlorobiphenyls	0.82	0.0050	µg/L	1.00		82.3	40-140			
Decachlorobiphenyl	0.83	0.0050	µg/L	1.00		82.6	40-140			
Surrogate: Tetrachloro-m-xylene	*0.135*		µg/L	0.200		67.6	50-125			
LCS Dup (B198555-BSD1)				Prepared: 03/09/18 Analyzed: 03/13/18						
Monochlorobiphenyls	0.16	0.0010	µg/L	0.200		78.8	40-140	2.42	50	
Dichlorobiphenyls	0.16	0.0010	µg/L	0.200		79.8	40-140	0.614	50	
Trichlorobiphenyls	0.15	0.0010	µg/L	0.200		73.2	40-140	2.53	50	
Tetrachlorobiphenyls	0.30	0.0020	µg/L	0.400		75.4	40-140	1.96	50	
Pentachlorobiphenyls	0.35	0.0020	µg/L	0.400		87.6	40-140	4.94	50	
Hexachlorobiphenyls	0.30	0.0020	µg/L	0.400		75.8	40-140	2.97	50	
Heptachlorobiphenyls	0.45	0.0030	µg/L	0.600		74.6	40-140	4.23	50	
Octachlorobiphenyls	0.44	0.0030	µg/L	0.600		73.4	40-140	5.15	50	
Nonachlorobiphenyls	0.78	0.0050	µg/L	1.00		78.3	40-140	4.96	50	
Decachlorobiphenyl	0.79	0.0050	µg/L	1.00		79.0	40-140	4.47	50	
Surrogate: Tetrachloro-m-xylene	*0.138*		µg/L	0.200		69.2	50-125			
Matrix Spike (B198555-MS1)	**Source: 18C0346-06**			Prepared: 03/09/18 Analyzed: 03/13/18						
Monochlorobiphenyls	0.142	0.00098	µg/L	0.196	ND	72.5	0-200			
Dichlorobiphenyls	0.152	0.00098	µg/L	0.196	ND	77.5	0-200			
Trichlorobiphenyls	0.143	0.00098	µg/L	0.196	ND	72.9	0-200			
Tetrachlorobiphenyls	0.298	0.0020	µg/L	0.392	ND	75.9	0-200			
Pentachlorobiphenyls	0.340	0.0020	µg/L	0.392	ND	86.7	0-200			
Hexachlorobiphenyls	0.295	0.0020	µg/L	0.392	ND	75.2	0-200			
Heptachlorobiphenyls	0.408	0.0029	µg/L	0.588	ND	69.3	0-200			
Octachlorobiphenyls	0.428	0.0029	µg/L	0.588	ND	72.8	0-200			
Nonachlorobiphenyls	0.754	0.0049	µg/L	0.980	ND	76.9	0-200			
Decachlorobiphenyl	0.758	0.0049	µg/L	0.980	ND	77.4	0-200			
Surrogate: Tetrachloro-m-xylene	*0.127*		µg/L	0.196		65.0	50-125			

con-test® ANALYTICAL LABORATORY
39 Spruce Street * East Longmeadow, MA 01028 * FAX 413/525-6405 * TEL. 413/525-2332

QUALITY CONTROL

PCB Homologues by GC/MS Water - Quality Control

Analyte	Result	Reporting Limit	Units	Spike Level	Source Result	%REC	%REC Limits	RPD	RPD Limit	Notes
Batch B198555 - SW-846 3510C										
Matrix Spike Dup (B198555-MSD1)		**Source: 18C0346-06**		Prepared: 03/09/18 Analyzed: 03/13/18						
Monochlorobiphenyls	0.138	0.00098	µg/L	0.196	ND	70.2	0-200	3.24		
Dichlorobiphenyls	0.151	0.00098	µg/L	0.196	ND	76.8	0-200	0.849		
Trichlorobiphenyls	0.144	0.00098	µg/L	0.196	ND	73.2	0-200	0.424		
Tetrachlorobiphenyls	0.298	0.0020	µg/L	0.392	ND	76.0	0-200	0.155		
Pentachlorobiphenyls	0.343	0.0020	µg/L	0.392	ND	87.4	0-200	0.741		
Hexachlorobiphenyls	0.302	0.0020	µg/L	0.392	ND	76.9	0-200	2.24		
Heptachlorobiphenyls	0.445	0.0029	µg/L	0.588	ND	75.7	0-200	8.79		
Octachlorobiphenyls	0.450	0.0029	µg/L	0.588	ND	76.4	0-200	4.81		
Nonachlorobiphenyls	0.788	0.0049	µg/L	0.980	ND	80.4	0-200	4.49		
Decachlorobiphenyl	0.795	0.0049	µg/L	0.980	ND	81.1	0-200	4.75		
Surrogate: Tetrachloro-m-xylene	*0.126*		µg/L	0.196		64.4	50-125			

39 Spruce Street * East Longmeadow, MA 01028 * FAX 413/525-6405 * TEL. 413/525-2332

FLAG/QUALIFIER SUMMARY

*	QC result is outside of established limits.
†	Wide recovery limits established for difficult compound.
‡	Wide RPD limits established for difficult compound.
#	Data exceeded client recommended or regulatory level
ND	Not Detected
RL	Reporting Limit is at the level of quantitation (LOQ)
DL	Detection Limit is the lower limit of detection determined by the MDL study
MCL	Maximum Contaminant Level

Percent recoveries and relative percent differences (RPDs) are determined by the software using values in the calculation which have not been rounded.

No results have been blank subtracted unless specified in the case narrative section.

39 Spruce Street * East Longmeadow, MA 01028 * FAX 413/525-6405 * TEL. 413/525-2332

CERTIFICATIONS

Certified Analyses included in this Report

Analyte	Certifications

No certified Analyses included in this Report

The CON-TEST Environmental Laboratory operates under the following certifications and accreditations:

Code	Description	Number	Expires
AIHA	AIHA-LAP, LLC - ISO17025:2005	100033	03/1/2020
MA	Massachusetts DEP	M-MA100	06/30/2018
CT	Connecticut Department of Publilc Health	PH-0567	09/30/2019
NY	New York State Department of Health	10899 NELAP	04/1/2018
NH-S	New Hampshire Environmental Lab	2516 NELAP	02/5/2019
RI	Rhode Island Department of Health	LAO00112	12/30/2018
NC	North Carolina Div. of Water Quality	652	12/31/2018
NJ	New Jersey DEP	MA007 NELAP	06/30/2018
FL	Florida Department of Health	E871027 NELAP	06/30/2018
VT	Vermont Department of Health Lead Laboratory	LL015036	07/30/2018
ME	State of Maine	2011028	06/9/2019
VA	Commonwealth of Virginia	460217	12/14/2018
NH-P	New Hampshire Environmental Lab	2557 NELAP	09/6/2018
VT-DW	Vermont Department of Health Drinking Water	VT-255716	06/12/2018
NC-DW	North Carolina Department of Health	25703	07/31/2018

Environmental Analysis Request/Chain of Custody

eurofins CONTEST

Lancaster Laboratories Environmental

For Eurofins Lancaster Laboratories Environmental use only

Acct. # _____ Group # 1800346 Sample # _____

COC # 540520

1 of 2

Client Information

Client: AECOM - Rocky Hill	Acct. #:
Project Name/#: Greenwich High School	PWSID #:
Project Manager: Matt Rood	P.O. #: 60432356
Sampler: J. Christopher / J. Mylene / H. Knoll	Quote #:
State where samples were collected: CT	For Compliance: Yes ☐ No ☐

Matrix: Soil ☐ Sediment ☐ Tissue ☐ | Water: Potable ☐ Ground ☒ NPDES ☐ Surface ☐ | Other: _____

Analysis Requested

Preservation Codes: ✓

For Lab Use Only
FSC: _____
SCR#: _____

Preservation Codes: H=HCl, T=Thiosulfate, N=HNO_3, B=NaOH, S=H_2SO_4, O=Other

Sample Identification	Collected Date	Collected Time	Grab	Composite	Soil	Water	Other	Total # of Containers	PCBs 860	Remarks
MW-X17-030818-1	3/8/18	950	x			x		2	2	
MW-V18-030818-1	3/8/18	955	x			x		2	2	
MW-F35-030818-1	3/8/18	1015	x			x		2	2	
MW-T23-030818-1	3/8/18	1045	x			x		2	2	
MW-Y26-030818-1	3/8/18	1055	x			x		2	2	
MW-L25-030818-1	3/8/18	1115	x			x		6	6	Extra volume for MS/MSD
MW-AJ13D-030818-1	3/8/18	1217	x			x		2	2	
* MW-AJ13-030818-1	3/8/18	1210	x			x		2	2	
MW-R20-030818-1	3/8/18	1242	x			x		2	2	
MW-R20-030818-2	3/8/18	1242	x			x		2	2	

Turnaround Time (TAT) Requested (please circle)
Standard Rush
(Rush TAT is subject to laboratory approval and surcharge.)

Date results are needed: _____

E-mail address: Matthew.rood@aecom.com

Relinquished by	Date	Time	Received by	Date	Time
[signature]	3/8/18	1410	[signature]	3/8/18	1410
[signature]	3/8/18	1440			
Sam Einzig 3.2.3.1.4.4	3/8/18	1740			

Data Package Options (circle if required)

Type I (EPA Level 3 Equivalent/non-CLP) — Type VI (Raw Data Only)
Type III (Reduced non-CLP) — NJ DKQP — TX TRRP-13
NYSDEC Category A or B — MA MCP — CT RCP

EDD Required? Yes No
If yes, format: _____

Site-Specific QC (MS/MSD/Dup)? Yes No
(If yes, indicate QC sample and submit triplicate sample volume.)

Relinquished by Commercial Carrier: UPS _____ FedEx _____ Other X

Temperature upon receipt _____ °C

Eurofins Lancaster Laboratories Environmental, LLC • 2425 New Holland Pike, Lancaster, PA 17601 • 717-656-2300
The white copy should accompany samples to Eurofins Lancaster Laboratories Environmental. The yellow copy should be retained by the client.

7044 0216

Table of Contents

Environmental Analysis Request/Chain of Custody

~~eurofins~~ CONTEST | Lancaster Laboratories Environmental

Acct. # _____ Group # _____ For Eurofins Lancaster Laboratories Environmental use only Sample # 8C03346

2 of 2

COC # 540519

| Client Information | | Matrix | | |

con-test® ANALYTICAL LABORATORY

Doc# 277 Rev 5 2017

Login Sample Receipt Checklist - (Rejection Criteria Listing - Using Acceptance Policy) Any False Statement will be brought to the attention of the Client - State True or False

Client AECOM

Received By SE Date 3/8/18 Time 1740

How were the samples received? In Cooler T No Cooler ____ On Ice T No Ice ____

Direct from Sampling ____ Ambient ____ Melted Ice ____

Were samples within Temperature? 2-6°C T By Gun # 577 Actual Temp - 3.2, 3.1, 4.4

By Blank # ____ Actual Temp - ____

Was Custody Seal Intact? N/A Were Samples Tampered with? N/A

Was COC Relinquished ? T Does Chain Agree With Samples? T

Are there broken/leaking/loose caps on any samples? F

Is COC in ink/ Legible? T Were samples received within holding time? T

Did COC include all pertinent Information? Client T Analysis T Sampler Name T

Project T ID's T Collection Dates/Times T

Are Sample labels filled out and legible? T

Are there Lab to Filters? F Who was notified? ____

Are there Rushes? F Who was notified? ____

Are there Short Holds? F Who was notified? ____

Is there enough Volume? T

Is there Headspace where applicable? N/A MS/MSD? T

Proper Media/Containers Used? T Is splitting samples required? F

Were trip blanks received? F On COC? N/A

Do all samples have the proper pH? N/A Acid ____ Base ____

Vials	#	Containers:	#		#		#
Unp-		1 Liter Amb.	28	1 Liter Plastic		16 oz Amb.	
HCL-		500 mL Amb.		500 mL Plastic		8oz Amb/Clear	
Meoh-		250 mL Amb.		250 mL Plastic		4oz Amb/Clear	
Bisulfate-		Col./Bacteria		Flashpoint		2oz Amb/Clear	
DI-		Other Plastic		Other Glass		Encore	
Thiosulfate-		SOC Kit		Plastic Bag		Frozen:	
Sulfuric-		Perchlorate		Ziplock			

Unused Media

Vials	#	Containers:	#		#		#
Unp-		1 Liter Amb.		1 Liter Plastic		16 oz Amb.	
HCL-		500 mL Amb.		500 mL Plastic		8oz Amb/Clear	
Meoh-		250 mL Amb.		250 mL Plastic		4oz Amb/Clear	
Bisulfate-		Col./Bacteria		Flashpoint		2oz Amb/Clear	
DI-		Other Plastic		Other Glass		Encore	
Thiosulfate-		SOC Kit		Plastic Bag		Frozen:	
Sulfuric-		Perchlorate		Ziplock			

Comments:

- Received in 3 coolers

con-test® ANALYTICAL LABORATORY
39 Spruce Street * East Longmeadow, MA 01028 * FAX 413/525-6405 * TEL. 413/525-2332

March 16, 2018

Matthew Rood
AECOM Environment - Rocky Hill, CT
500 Enterprise Drive, Suite 1A
Rocky Hill, CT 06067

Project Location: Greenwich High School
Client Job Number:
Project Number: 60432356.0500
Laboratory Work Order Number: 18C0412

Enclosed are results of analyses for samples received by the laboratory on March 9, 2018. If you have any questions concerning this report, please feel free to contact me.

Sincerely,



Aaron L. Benoit
Project Manager

Table of Contents

Sample Summary 3

Case Narrative 4

Sample Results 5

18C0412-01 5

18C0412-02 6

18C0412-03 7

18C0412-04 8

18C0412-05 9

18C0412-06 10

18C0412-07 11

18C0412-08 12

18C0412-09 13

18C0412-10 14

18C0412-11 15

18C0412-12 16

Sample Preparation Information 17

QC Data 18

PCB Homologues by GC/MS Water 18

B198682 18

Flag/Qualifier Summary 19

Certifications 20

Chain of Custody/Sample Receipt 21

39 Spruce Street * East Longmeadow, MA 01028 * FAX 413/525-6405 * TEL. 413/525-2332

AECOM Environment - Rocky Hill, CT
500 Enterprise Drive, Suite 1A
Rocky Hill, CT 06067
ATTN: Matthew Rood

REPORT DATE: 3/16/2018

PURCHASE ORDER NUMBER: 99513ACM

PROJECT NUMBER: 60432356.0500

ANALYTICAL SUMMARY

WORK ORDER NUMBER: 18C0412

The results of analyses performed on the following samples submitted to the CON-TEST Analytical Laboratory are found in this report.

PROJECT LOCATION: Greenwich High School

FIELD SAMPLE #	LAB ID:	MATRIX	SAMPLE DESCRIPTION	TEST	SUB LAB
MW-AE8-030818-1	18C0412-01	Ground Water		EPA 680 Modified	
MW-AA12-030818-1	18C0412-02	Ground Water		EPA 680 Modified	
MW-AG10-030818-1	18C0412-03	Ground Water		EPA 680 Modified	
MW-AL10-030918-1	18C0412-04	Ground Water		EPA 680 Modified	
MW-AP11-030918-1	18C0412-05	Ground Water		EPA 680 Modified	
MW-AM16-030918-1	18C0412-06	Ground Water		EPA 680 Modified	
MW-AM16D-030918-1	18C0412-07	Ground Water		EPA 680 Modified	
MW-AA19-030918-1	18C0412-08	Ground Water		EPA 680 Modified	
MW-AJ19-030918-1	18C0412-09	Ground Water		EPA 680 Modified	
MW-AM21-030918-1	18C0412-10	Ground Water		EPA 680 Modified	
MW-AV17-030918-1	18C0412-11	Ground Water		EPA 680 Modified	
MW-AG30-030918-1	18C0412-12	Ground Water		EPA 680 Modified	

39 Spruce Street * East Longmeadow, MA 01028 * FAX 413/525-6405 * TEL. 413/525-2332

CASE NARRATIVE SUMMARY

All reported results are within defined laboratory quality control objectives unless listed below or otherwise qualified in this report.

The results of analyses reported only relate to samples submitted to the Con-Test Analytical Laboratory for testing.
I certify that the analyses listed above, unless specifically listed as subcontracted, if any, were performed under my direction according to the approved methodologies listed in this document, and that based upon my inquiry of those individuals immediately responsible for obtaining the information, the material contained in this report is, to the best of my knowledge and belief, accurate and complete.



Lisa A. Worthington
Project Manager

con-test® ANALYTICAL LABORATORY
39 Spruce Street * East Longmeadow, MA 01028 * FAX 413/525-6405 * TEL. 413/525-2332

Project Location: Greenwich High School | Sample Description: | Work Order: 18C0412

Date Received: 3/9/2018

Field Sample #: MW-AE8-030818-1 | Sampled: 3/8/2018 14:58

Sample ID: 18C0412-01

Sample Matrix: Ground Water

PCB Homologues by GC/MS Water

Analyte	Results	RL	Units	Dilution	Flag/Qual	Method	Date Prepared	Date/Time Analyzed	Analyst
Monochlorobiphenyls	ND	0.00097	µg/L	1		EPA 680 Modified	3/12/18	3/14/18 19:38	CJM
Dichlorobiphenyls	ND	0.00097	µg/L	1		EPA 680 Modified	3/12/18	3/14/18 19:38	CJM
Trichlorobiphenyls	0.010	0.00097	µg/L	1		EPA 680 Modified	3/12/18	3/14/18 19:38	CJM
Tetrachlorobiphenyls	0.048	0.0019	µg/L	1		EPA 680 Modified	3/12/18	3/14/18 19:38	CJM
Pentachlorobiphenyls	0.023	0.0019	µg/L	1		EPA 680 Modified	3/12/18	3/14/18 19:38	CJM
Hexachlorobiphenyls	0.0030	0.0019	µg/L	1		EPA 680 Modified	3/12/18	3/14/18 19:38	CJM
Heptachlorobiphenyls	ND	0.0029	µg/L	1		EPA 680 Modified	3/12/18	3/14/18 19:38	CJM
Octachlorobiphenyls	ND	0.0029	µg/L	1		EPA 680 Modified	3/12/18	3/14/18 19:38	CJM
Nonachlorobiphenyls	ND	0.0049	µg/L	1		EPA 680 Modified	3/12/18	3/14/18 19:38	CJM
Decachlorobiphenyl	ND	0.0049	µg/L	1		EPA 680 Modified	3/12/18	3/14/18 19:38	CJM
Total Polychlorinated biphenyls	0.084		µg/L	1		EPA 680 Modified	3/12/18	3/14/18 19:38	CJM

Surrogates	% Recovery	Recovery Limits	Flag/Qual		
Tetrachloro-m-xylene	59.8	50-125			3/14/18 19:38

con-test® ANALYTICAL LABORATORY
39 Spruce Street * East Longmeadow, MA 01028 * FAX 413/525-6405 * TEL. 413/525-2332

Project Location: Greenwich High School | Sample Description: | Work Order: 18C0412

Date Received: 3/9/2018

Field Sample #: MW-AA12-030818-1 | Sampled: 3/8/2018 14:49

Sample ID: 18C0412-02

Sample Matrix: Ground Water

PCB Homologues by GC/MS Water

Analyte	Results	RL	Units	Dilution	Flag/Qual	Method	Date Prepared	Date/Time Analyzed	Analyst
Monochlorobiphenyls	0.068	0.0011	µg/L	1		EPA 680 Modified	3/12/18	3/14/18 20:16	CJM
Dichlorobiphenyls	1.1	0.0011	µg/L	1		EPA 680 Modified	3/12/18	3/14/18 20:16	CJM
Trichlorobiphenyls	0.67	0.0011	µg/L	1		EPA 680 Modified	3/12/18	3/14/18 20:16	CJM
Tetrachlorobiphenyls	0.25	0.0022	µg/L	1		EPA 680 Modified	3/12/18	3/14/18 20:16	CJM
Pentachlorobiphenyls	0.037	0.0022	µg/L	1		EPA 680 Modified	3/12/18	3/14/18 20:16	CJM
Hexachlorobiphenyls	0.0069	0.0022	µg/L	1		EPA 680 Modified	3/12/18	3/14/18 20:16	CJM
Heptachlorobiphenyls	ND	0.0032	µg/L	1		EPA 680 Modified	3/12/18	3/14/18 20:16	CJM
Octachlorobiphenyls	ND	0.0032	µg/L	1		EPA 680 Modified	3/12/18	3/14/18 20:16	CJM
Nonachlorobiphenyls	ND	0.0054	µg/L	1		EPA 680 Modified	3/12/18	3/14/18 20:16	CJM
Decachlorobiphenyl	ND	0.0054	µg/L	1		EPA 680 Modified	3/12/18	3/14/18 20:16	CJM
Total Polychlorinated biphenyls	3.1		µg/L	1		EPA 680 Modified	3/12/18	3/14/18 20:16	CJM

Surrogates	% Recovery	Recovery Limits	Flag/Qual		
Tetrachloro-m-xylene	54.0	50-125		3/14/18 20:16	

con-test® ANALYTICAL LABORATORY
39 Spruce Street * East Longmeadow, MA 01028 * FAX 413/525-6405 * TEL. 413/525-2332

Project Location: Greenwich High School | Sample Description: | Work Order: 18C0412

Date Received: 3/9/2018

Field Sample #: MW-AG10-030818-1 | Sampled: 3/8/2018 15:01

Sample ID: 18C0412-03

Sample Matrix: Ground Water

PCB Homologues by GC/MS Water

Analyte	Results	RL	Units	Dilution	Flag/Qual	Method	Date Prepared	Date/Time Analyzed	Analyst
Monochlorobiphenyls	0.0018	0.00097	µg/L	1		EPA 680 Modified	3/12/18	3/14/18 20:53	CJM
Dichlorobiphenyls	0.037	0.00097	µg/L	1		EPA 680 Modified	3/12/18	3/14/18 20:53	CJM
Trichlorobiphenyls	0.045	0.00097	µg/L	1		EPA 680 Modified	3/12/18	3/14/18 20:53	CJM
Tetrachlorobiphenyls	0.056	0.0019	µg/L	1		EPA 680 Modified	3/12/18	3/14/18 20:53	CJM
Pentachlorobiphenyls	0.011	0.0019	µg/L	1		EPA 680 Modified	3/12/18	3/14/18 20:53	CJM
Hexachlorobiphenyls	ND	0.0019	µg/L	1		EPA 680 Modified	3/12/18	3/14/18 20:53	CJM
Heptachlorobiphenyls	ND	0.0029	µg/L	1		EPA 680 Modified	3/12/18	3/14/18 20:53	CJM
Octachlorobiphenyls	ND	0.0029	µg/L	1		EPA 680 Modified	3/12/18	3/14/18 20:53	CJM
Nonachlorobiphenyls	ND	0.0049	µg/L	1		EPA 680 Modified	3/12/18	3/14/18 20:53	CJM
Decachlorobiphenyl	ND	0.0049	µg/L	1		EPA 680 Modified	3/12/18	3/14/18 20:53	CJM
Total Polychlorinated biphenyls	0.15		µg/L	1		EPA 680 Modified	3/12/18	3/14/18 20:53	CJM

Surrogates	% Recovery	Recovery Limits	Flag/Qual				
Tetrachloro-m-xylene	59.9	50-125				3/14/18 20:53	

con-test® ANALYTICAL LABORATORY
39 Spruce Street * East Longmeadow, MA 01028 * FAX 413/525-6405 * TEL. 413/525-2332

Project Location: Greenwich High School | Sample Description: | Work Order: 18C0412

Date Received: 3/9/2018

Field Sample #: MW-AL10-030918-1 | Sampled: 3/9/2018 10:29

Sample ID: 18C0412-04

Sample Matrix: Ground Water

PCB Homologues by GC/MS Water

Analyte	Results	RL	Units	Dilution	Flag/Qual	Method	Date Prepared	Date/Time Analyzed	Analyst
Monochlorobiphenyls	ND	0.00098	µg/L	1		EPA 680 Modified	3/12/18	3/14/18 21:31	CJM
Dichlorobiphenyls	ND	0.00098	µg/L	1		EPA 680 Modified	3/12/18	3/14/18 21:31	CJM
Trichlorobiphenyls	ND	0.00098	µg/L	1		EPA 680 Modified	3/12/18	3/14/18 21:31	CJM
Tetrachlorobiphenyls	ND	0.0020	µg/L	1		EPA 680 Modified	3/12/18	3/14/18 21:31	CJM
Pentachlorobiphenyls	ND	0.0020	µg/L	1		EPA 680 Modified	3/12/18	3/14/18 21:31	CJM
Hexachlorobiphenyls	ND	0.0020	µg/L	1		EPA 680 Modified	3/12/18	3/14/18 21:31	CJM
Heptachlorobiphenyls	ND	0.0029	µg/L	1		EPA 680 Modified	3/12/18	3/14/18 21:31	CJM
Octachlorobiphenyls	ND	0.0029	µg/L	1		EPA 680 Modified	3/12/18	3/14/18 21:31	CJM
Nonachlorobiphenyls	ND	0.0049	µg/L	1		EPA 680 Modified	3/12/18	3/14/18 21:31	CJM
Decachlorobiphenyl	ND	0.0049	µg/L	1		EPA 680 Modified	3/12/18	3/14/18 21:31	CJM
Total Polychlorinated biphenyls	0.0		µg/L	1		EPA 680 Modified	3/12/18	3/14/18 21:31	CJM

Surrogates	% Recovery	Recovery Limits	Flag/Qual		
Tetrachloro-m-xylene	63.7	50-125		3/14/18 21:31	

con-test® ANALYTICAL LABORATORY
39 Spruce Street * East Longmeadow, MA 01028 * FAX 413/525-6405 * TEL. 413/525-2332

Project Location: Greenwich High School | Sample Description: | Work Order: 18C0412

Date Received: 3/9/2018

Field Sample #: MW-AP11-030918-1 | Sampled: 3/9/2018 09:19

Sample ID: 18C0412-05

Sample Matrix: Ground Water

PCB Homologues by GC/MS Water

Analyte	Results	RL	Units	Dilution	Flag/Qual	Method	Date Prepared	Date/Time Analyzed	Analyst
Monochlorobiphenyls	ND	0.0011	µg/L	1		EPA 680 Modified	3/12/18	3/14/18 22:08	CJM
Dichlorobiphenyls	0.0017	0.0011	µg/L	1		EPA 680 Modified	3/12/18	3/14/18 22:08	CJM
Trichlorobiphenyls	0.0013	0.0011	µg/L	1		EPA 680 Modified	3/12/18	3/14/18 22:08	CJM
Tetrachlorobiphenyls	ND	0.0021	µg/L	1		EPA 680 Modified	3/12/18	3/14/18 22:08	CJM
Pentachlorobiphenyls	ND	0.0021	µg/L	1		EPA 680 Modified	3/12/18	3/14/18 22:08	CJM
Hexachlorobiphenyls	ND	0.0021	µg/L	1		EPA 680 Modified	3/12/18	3/14/18 22:08	CJM
Heptachlorobiphenyls	ND	0.0032	µg/L	1		EPA 680 Modified	3/12/18	3/14/18 22:08	CJM
Octachlorobiphenyls	ND	0.0032	µg/L	1		EPA 680 Modified	3/12/18	3/14/18 22:08	CJM
Nonachlorobiphenyls	ND	0.0053	µg/L	1		EPA 680 Modified	3/12/18	3/14/18 22:08	CJM
Decachlorobiphenyl	ND	0.0053	µg/L	1		EPA 680 Modified	3/12/18	3/14/18 22:08	CJM
Total Polychlorinated biphenyls	0.0030		µg/L	1		EPA 680 Modified	3/12/18	3/14/18 22:08	CJM

Surrogates	% Recovery	Recovery Limits	Flag/Qual		
Tetrachloro-m-xylene	64.7	50-125		3/14/18 22:08	

con-test® ANALYTICAL LABORATORY
39 Spruce Street * East Longmeadow, MA 01028 * FAX 413/525-6405 * TEL. 413/525-2332

Project Location: Greenwich High School | Sample Description: | Work Order: 18C0412

Date Received: 3/9/2018

Field Sample #: MW-AM16-030918-1 | Sampled: 3/9/2018 10:46

Sample ID: 18C0412-06

Sample Matrix: Ground Water

PCB Homologues by GC/MS Water

Analyte	Results	RL	Units	Dilution	Flag/Qual	Method	Date Prepared	Date/Time Analyzed	Analyst
Monochlorobiphenyls	0.0071	0.00097	µg/L	1		EPA 680 Modified	3/12/18	3/15/18 13:16	CJM
Dichlorobiphenyls	0.059	0.00097	µg/L	1		EPA 680 Modified	3/12/18	3/15/18 13:16	CJM
Trichlorobiphenyls	0.17	0.00097	µg/L	1		EPA 680 Modified	3/12/18	3/15/18 13:16	CJM
Tetrachlorobiphenyls	0.18	0.0019	µg/L	1		EPA 680 Modified	3/12/18	3/15/18 13:16	CJM
Pentachlorobiphenyls	0.039	0.0019	µg/L	1		EPA 680 Modified	3/12/18	3/15/18 13:16	CJM
Hexachlorobiphenyls	0.0030	0.0019	µg/L	1		EPA 680 Modified	3/12/18	3/15/18 13:16	CJM
Heptachlorobiphenyls	ND	0.0029	µg/L	1		EPA 680 Modified	3/12/18	3/15/18 13:16	CJM
Octachlorobiphenyls	ND	0.0029	µg/L	1		EPA 680 Modified	3/12/18	3/15/18 13:16	CJM
Nonachlorobiphenyls	ND	0.0049	µg/L	1		EPA 680 Modified	3/12/18	3/15/18 13:16	CJM
Decachlorobiphenyl	ND	0.0049	µg/L	1		EPA 680 Modified	3/12/18	3/15/18 13:16	CJM
Total Polychlorinated biphenyls	0.46		µg/L	1		EPA 680 Modified	3/12/18	3/15/18 13:16	CJM

Surrogates	% Recovery	Recovery Limits	Flag/Qual		
Tetrachloro-m-xylene	65.2	50-125		3/15/18 13:16	

con-test® ANALYTICAL LABORATORY
39 Spruce Street * East Longmeadow, MA 01028 * FAX 413/525-6405 * TEL. 413/525-2332

Project Location: Greenwich High School | Sample Description: | Work Order: 18C0412

Date Received: 3/9/2018

Field Sample #: MW-AM16D-030918-1 | Sampled: 3/9/2018 11:05

Sample ID: 18C0412-07

Sample Matrix: Ground Water

PCB Homologues by GC/MS Water

Analyte	Results	RL	Units	Dilution	Flag/Qual	Method	Date Prepared	Date/Time Analyzed	Analyst
Monochlorobiphenyls	ND	0.00095	µg/L	1		EPA 680 Modified	3/12/18	3/15/18 13:53	CJM
Dichlorobiphenyls	ND	0.00095	µg/L	1		EPA 680 Modified	3/12/18	3/15/18 13:53	CJM
Trichlorobiphenyls	0.017	0.00095	µg/L	1		EPA 680 Modified	3/12/18	3/15/18 13:53	CJM
Tetrachlorobiphenyls	0.035	0.0019	µg/L	1		EPA 680 Modified	3/12/18	3/15/18 13:53	CJM
Pentachlorobiphenyls	0.011	0.0019	µg/L	1		EPA 680 Modified	3/12/18	3/15/18 13:53	CJM
Hexachlorobiphenyls	ND	0.0019	µg/L	1		EPA 680 Modified	3/12/18	3/15/18 13:53	CJM
Heptachlorobiphenyls	ND	0.0029	µg/L	1		EPA 680 Modified	3/12/18	3/15/18 13:53	CJM
Octachlorobiphenyls	ND	0.0029	µg/L	1		EPA 680 Modified	3/12/18	3/15/18 13:53	CJM
Nonachlorobiphenyls	ND	0.0048	µg/L	1		EPA 680 Modified	3/12/18	3/15/18 13:53	CJM
Decachlorobiphenyl	ND	0.0048	µg/L	1		EPA 680 Modified	3/12/18	3/15/18 13:53	CJM
Total Polychlorinated biphenyls	0.062		µg/L	1		EPA 680 Modified	3/12/18	3/15/18 13:53	CJM

Surrogates	% Recovery	Recovery Limits	Flag/Qual		
Tetrachloro-m-xylene	69.3	50-125			3/15/18 13:53

con-test® ANALYTICAL LABORATORY
39 Spruce Street * East Longmeadow, MA 01028 * FAX 413/525-6405 * TEL. 413/525-2332

Project Location: Greenwich High School | Sample Description: | Work Order: 18C0412

Date Received: 3/9/2018

Field Sample #: MW-AA19-030918-1 | Sampled: 3/9/2018 08:27

Sample ID: 18C0412-08

Sample Matrix: Ground Water

PCB Homologues by GC/MS Water

Analyte	Results	RL	Units	Dilution	Flag/Qual	Method	Date Prepared	Date/Time Analyzed	Analyst
Monochlorobiphenyls	ND	0.00097	µg/L	1		EPA 680 Modified	3/12/18	3/15/18 14:31	CJM
Dichlorobiphenyls	ND	0.00097	µg/L	1		EPA 680 Modified	3/12/18	3/15/18 14:31	CJM
Trichlorobiphenyls	ND	0.00097	µg/L	1		EPA 680 Modified	3/12/18	3/15/18 14:31	CJM
Tetrachlorobiphenyls	ND	0.0019	µg/L	1		EPA 680 Modified	3/12/18	3/15/18 14:31	CJM
Pentachlorobiphenyls	ND	0.0019	µg/L	1		EPA 680 Modified	3/12/18	3/15/18 14:31	CJM
Hexachlorobiphenyls	ND	0.0019	µg/L	1		EPA 680 Modified	3/12/18	3/15/18 14:31	CJM
Heptachlorobiphenyls	ND	0.0029	µg/L	1		EPA 680 Modified	3/12/18	3/15/18 14:31	CJM
Octachlorobiphenyls	ND	0.0029	µg/L	1		EPA 680 Modified	3/12/18	3/15/18 14:31	CJM
Nonachlorobiphenyls	ND	0.0049	µg/L	1		EPA 680 Modified	3/12/18	3/15/18 14:31	CJM
Decachlorobiphenyl	ND	0.0049	µg/L	1		EPA 680 Modified	3/12/18	3/15/18 14:31	CJM
Total Polychlorinated biphenyls	0.0		µg/L	1		EPA 680 Modified	3/12/18	3/15/18 14:31	CJM

Surrogates	% Recovery	Recovery Limits	Flag/Qual		
Tetrachloro-m-xylene	67.1	50-125		3/15/18 14:31	

con-test® ANALYTICAL LABORATORY
39 Spruce Street * East Longmeadow, MA 01028 * FAX 413/525-6405 * TEL. 413/525-2332

Project Location: Greenwich High School | Sample Description: | Work Order: 18C0412

Date Received: 3/9/2018

Field Sample #: MW-AJ19-030918-1 | Sampled: 3/9/2018 08:21

Sample ID: 18C0412-09

Sample Matrix: Ground Water

PCB Homologues by GC/MS Water

Analyte	Results	RL	Units	Dilution	Flag/Qual	Method	Date Prepared	Date/Time Analyzed	Analyst
Monochlorobiphenyls	ND	0.00098	µg/L	1		EPA 680 Modified	3/12/18	3/15/18 15:08	CJM
Dichlorobiphenyls	ND	0.00098	µg/L	1		EPA 680 Modified	3/12/18	3/15/18 15:08	CJM
Trichlorobiphenyls	ND	0.00098	µg/L	1		EPA 680 Modified	3/12/18	3/15/18 15:08	CJM
Tetrachlorobiphenyls	ND	0.0020	µg/L	1		EPA 680 Modified	3/12/18	3/15/18 15:08	CJM
Pentachlorobiphenyls	ND	0.0020	µg/L	1		EPA 680 Modified	3/12/18	3/15/18 15:08	CJM
Hexachlorobiphenyls	ND	0.0020	µg/L	1		EPA 680 Modified	3/12/18	3/15/18 15:08	CJM
Heptachlorobiphenyls	ND	0.0029	µg/L	1		EPA 680 Modified	3/12/18	3/15/18 15:08	CJM
Octachlorobiphenyls	ND	0.0029	µg/L	1		EPA 680 Modified	3/12/18	3/15/18 15:08	CJM
Nonachlorobiphenyls	ND	0.0049	µg/L	1		EPA 680 Modified	3/12/18	3/15/18 15:08	CJM
Decachlorobiphenyl	ND	0.0049	µg/L	1		EPA 680 Modified	3/12/18	3/15/18 15:08	CJM
Total Polychlorinated biphenyls	0.0		µg/L	1		EPA 680 Modified	3/12/18	3/15/18 15:08	CJM

Surrogates	% Recovery	Recovery Limits	Flag/Qual		
Tetrachloro-m-xylene	61.8	50-125		3/15/18 15:08	

con-test® ANALYTICAL LABORATORY
39 Spruce Street * East Longmeadow, MA 01028 * FAX 413/525-6405 * TEL. 413/525-2332

Project Location: Greenwich High School | Sample Description: | Work Order: 18C0412

Date Received: 3/9/2018

Field Sample #: MW-AM21-030918-1 | Sampled: 3/9/2018 09:39

Sample ID: 18C0412-10

Sample Matrix: Ground Water

PCB Homologues by GC/MS Water

Analyte	Results	RL	Units	Dilution	Flag/Qual	Method	Date Prepared	Date/Time Analyzed	Analyst
Monochlorobiphenyls	ND	0.00098	µg/L	1		EPA 680 Modified	3/12/18	3/15/18 15:46	CJM
Dichlorobiphenyls	ND	0.00098	µg/L	1		EPA 680 Modified	3/12/18	3/15/18 15:46	CJM
Trichlorobiphenyls	0.0011	0.00098	µg/L	1		EPA 680 Modified	3/12/18	3/15/18 15:46	CJM
Tetrachlorobiphenyls	0.015	0.0020	µg/L	1		EPA 680 Modified	3/12/18	3/15/18 15:46	CJM
Pentachlorobiphenyls	0.0060	0.0020	µg/L	1		EPA 680 Modified	3/12/18	3/15/18 15:46	CJM
Hexachlorobiphenyls	ND	0.0020	µg/L	1		EPA 680 Modified	3/12/18	3/15/18 15:46	CJM
Heptachlorobiphenyls	ND	0.0029	µg/L	1		EPA 680 Modified	3/12/18	3/15/18 15:46	CJM
Octachlorobiphenyls	ND	0.0029	µg/L	1		EPA 680 Modified	3/12/18	3/15/18 15:46	CJM
Nonachlorobiphenyls	ND	0.0049	µg/L	1		EPA 680 Modified	3/12/18	3/15/18 15:46	CJM
Decachlorobiphenyl	ND	0.0049	µg/L	1		EPA 680 Modified	3/12/18	3/15/18 15:46	CJM
Total Polychlorinated biphenyls	0.022		µg/L	1		EPA 680 Modified	3/12/18	3/15/18 15:46	CJM

Surrogates	% Recovery	Recovery Limits	Flag/Qual		
Tetrachloro-m-xylene	61.1	50-125			3/15/18 15:46

con-test® ANALYTICAL LABORATORY
39 Spruce Street * East Longmeadow, MA 01028 * FAX 413/525-6405 * TEL. 413/525-2332

Project Location: Greenwich High School | Sample Description: | Work Order: 18C0412

Date Received: 3/9/2018

Field Sample #: MW-AV17-030918-1 | Sampled: 3/9/2018 09:31

Sample ID: 18C0412-11

Sample Matrix: Ground Water

PCB Homologues by GC/MS Water

Analyte	Results	RL	Units	Dilution	Flag/Qual	Method	Date Prepared	Date/Time Analyzed	Analyst
Monochlorobiphenyls	ND	0.00097	µg/L	1		EPA 680 Modified	3/12/18	3/15/18 16:23	CJM
Dichlorobiphenyls	ND	0.00097	µg/L	1		EPA 680 Modified	3/12/18	3/15/18 16:23	CJM
Trichlorobiphenyls	ND	0.00097	µg/L	1		EPA 680 Modified	3/12/18	3/15/18 16:23	CJM
Tetrachlorobiphenyls	ND	0.0019	µg/L	1		EPA 680 Modified	3/12/18	3/15/18 16:23	CJM
Pentachlorobiphenyls	ND	0.0019	µg/L	1		EPA 680 Modified	3/12/18	3/15/18 16:23	CJM
Hexachlorobiphenyls	ND	0.0019	µg/L	1		EPA 680 Modified	3/12/18	3/15/18 16:23	CJM
Heptachlorobiphenyls	ND	0.0029	µg/L	1		EPA 680 Modified	3/12/18	3/15/18 16:23	CJM
Octachlorobiphenyls	ND	0.0029	µg/L	1		EPA 680 Modified	3/12/18	3/15/18 16:23	CJM
Nonachlorobiphenyls	ND	0.0049	µg/L	1		EPA 680 Modified	3/12/18	3/15/18 16:23	CJM
Decachlorobiphenyl	ND	0.0049	µg/L	1		EPA 680 Modified	3/12/18	3/15/18 16:23	CJM
Total Polychlorinated biphenyls	0.0		µg/L	1		EPA 680 Modified	3/12/18	3/15/18 16:23	CJM

Surrogates	% Recovery	Recovery Limits	Flag/Qual				
Tetrachloro-m-xylene	66.2	50-125				3/15/18 16:23	

con-test® ANALYTICAL LABORATORY
39 Spruce Street * East Longmeadow, MA 01028 * FAX 413/525-6405 * TEL. 413/525-2332

Project Location: Greenwich High School | Sample Description: | Work Order: 18C0412

Date Received: 3/9/2018

Field Sample #: MW-AG30-030918-1 | Sampled: 3/9/2018 08:59

Sample ID: 18C0412-12

Sample Matrix: Ground Water

PCB Homologues by GC/MS Water

Analyte	Results	RL	Units	Dilution	Flag/Qual	Method	Date Prepared	Date/Time Analyzed	Analyst
Monochlorobiphenyls	ND	0.0010	µg/L	1		EPA 680 Modified	3/12/18	3/15/18 17:01	CJM
Dichlorobiphenyls	ND	0.0010	µg/L	1		EPA 680 Modified	3/12/18	3/15/18 17:01	CJM
Trichlorobiphenyls	ND	0.0010	µg/L	1		EPA 680 Modified	3/12/18	3/15/18 17:01	CJM
Tetrachlorobiphenyls	ND	0.0021	µg/L	1		EPA 680 Modified	3/12/18	3/15/18 17:01	CJM
Pentachlorobiphenyls	ND	0.0021	µg/L	1		EPA 680 Modified	3/12/18	3/15/18 17:01	CJM
Hexachlorobiphenyls	ND	0.0021	µg/L	1		EPA 680 Modified	3/12/18	3/15/18 17:01	CJM
Heptachlorobiphenyls	ND	0.0031	µg/L	1		EPA 680 Modified	3/12/18	3/15/18 17:01	CJM
Octachlorobiphenyls	ND	0.0031	µg/L	1		EPA 680 Modified	3/12/18	3/15/18 17:01	CJM
Nonachlorobiphenyls	ND	0.0052	µg/L	1		EPA 680 Modified	3/12/18	3/15/18 17:01	CJM
Decachlorobiphenyl	ND	0.0052	µg/L	1		EPA 680 Modified	3/12/18	3/15/18 17:01	CJM
Total Polychlorinated biphenyls	0.0		µg/L	1		EPA 680 Modified	3/12/18	3/15/18 17:01	CJM

Surrogates	% Recovery	Recovery Limits	Flag/Qual				
Tetrachloro-m-xylene	65.4	50-125				3/15/18 17:01	

39 Spruce Street * East Longmeadow, MA 01028 * FAX 413/525-6405 * TEL. 413/525-2332

Sample Extraction Data

Prep Method: SW-846 3510C-EPA 680 Modified

Lab Number [Field ID]	Batch	Initial [mL]	Final [mL]	Date
18C0412-01 [MW-AE8-030818-1]	B198682	1030	1.00	03/12/18
18C0412-02 [MW-AA12-030818-1]	B198682	930	1.00	03/12/18
18C0412-03 [MW-AG10-030818-1]	B198682	1030	1.00	03/12/18
18C0412-04 [MW-AL10-030918-1]	B198682	1020	1.00	03/12/18
18C0412-05 [MW-AP11-030918-1]	B198682	940	1.00	03/12/18
18C0412-06 [MW-AM16-030918-1]	B198682	1030	1.00	03/12/18
18C0412-07 [MW-AM16D-030918-1]	B198682	1050	1.00	03/12/18
18C0412-08 [MW-AA19-030918-1]	B198682	1030	1.00	03/12/18
18C0412-09 [MW-AJ19-030918-1]	B198682	1020	1.00	03/12/18
18C0412-10 [MW-AM21-030918-1]	B198682	1020	1.00	03/12/18
18C0412-11 [MW-AV17-030918-1]	B198682	1030	1.00	03/12/18
18C0412-12 [MW-AG30-030918-1]	B198682	970	1.00	03/12/18

con-test® ANALYTICAL LABORATORY
39 Spruce Street * East Longmeadow, MA 01028 * FAX 413/525-6405 * TEL. 413/525-2332

QUALITY CONTROL

PCB Homologues by GC/MS Water - Quality Control

Analyte	Result	Reporting Limit	Units	Spike Level	Source Result	%REC	%REC Limits	RPD	RPD Limit	Notes
Batch B198682 - SW-846 3510C										
Blank (B198682-BLK1)				Prepared: 03/12/18 Analyzed: 03/14/18						
Monochlorobiphenyls	ND	0.0010	µg/L							
Dichlorobiphenyls	ND	0.0010	µg/L							
Trichlorobiphenyls	ND	0.0010	µg/L							
Tetrachlorobiphenyls	ND	0.0020	µg/L							
Pentachlorobiphenyls	ND	0.0020	µg/L							
Hexachlorobiphenyls	ND	0.0020	µg/L							
Heptachlorobiphenyls	ND	0.0030	µg/L							
Octachlorobiphenyls	ND	0.0030	µg/L							
Nonachlorobiphenyls	ND	0.0050	µg/L							
Decachlorobiphenyl	ND	0.0050	µg/L							
Total Polychlorinated biphenyls	0.0		µg/L							
Surrogate: Tetrachloro-m-xylene	*0.126*		µg/L	0.200		63.2	50-125			
LCS (B198682-BS1)				Prepared: 03/12/18 Analyzed: 03/14/18						
Monochlorobiphenyls	0.15	0.0010	µg/L	0.200		73.8	40-140			
Dichlorobiphenyls	0.15	0.0010	µg/L	0.200		74.6	40-140			
Trichlorobiphenyls	0.13	0.0010	µg/L	0.200		67.1	40-140			
Tetrachlorobiphenyls	0.28	0.0020	µg/L	0.400		69.5	40-140			
Pentachlorobiphenyls	0.32	0.0020	µg/L	0.400		80.5	40-140			
Hexachlorobiphenyls	0.27	0.0020	µg/L	0.400		67.7	40-140			
Heptachlorobiphenyls	0.40	0.0030	µg/L	0.600		67.0	40-140			
Octachlorobiphenyls	0.41	0.0030	µg/L	0.600		68.1	40-140			
Nonachlorobiphenyls	0.73	0.0050	µg/L	1.00		73.2	40-140			
Decachlorobiphenyl	0.74	0.0050	µg/L	1.00		73.6	40-140			
Surrogate: Tetrachloro-m-xylene	*0.138*		µg/L	0.200		68.9	50-125			
LCS Dup (B198682-BSD1)				Prepared: 03/12/18 Analyzed: 03/14/18						
Monochlorobiphenyls	0.14	0.0010	µg/L	0.200		68.8	40-140	7.04	50	
Dichlorobiphenyls	0.14	0.0010	µg/L	0.200		71.2	40-140	4.63	50	
Trichlorobiphenyls	0.13	0.0010	µg/L	0.200		65.1	40-140	3.03	50	
Tetrachlorobiphenyls	0.27	0.0020	µg/L	0.400		67.8	40-140	2.53	50	
Pentachlorobiphenyls	0.32	0.0020	µg/L	0.400		78.8	40-140	2.15	50	
Hexachlorobiphenyls	0.26	0.0020	µg/L	0.400		65.8	40-140	2.74	50	
Heptachlorobiphenyls	0.39	0.0030	µg/L	0.600		65.5	40-140	2.22	50	
Octachlorobiphenyls	0.40	0.0030	µg/L	0.600		66.3	40-140	2.71	50	
Nonachlorobiphenyls	0.72	0.0050	µg/L	1.00		71.5	40-140	2.32	50	
Decachlorobiphenyl	0.73	0.0050	µg/L	1.00		72.8	40-140	1.09	50	
Surrogate: Tetrachloro-m-xylene	*0.126*		µg/L	0.200		63.1	50-125			

39 Spruce Street * East Longmeadow, MA 01028 * FAX 413/525-6405 * TEL. 413/525-2332

FLAG/QUALIFIER SUMMARY

*	QC result is outside of established limits.
†	Wide recovery limits established for difficult compound.
‡	Wide RPD limits established for difficult compound.
#	Data exceeded client recommended or regulatory level
ND	Not Detected
RL	Reporting Limit is at the level of quantitation (LOQ)
DL	Detection Limit is the lower limit of detection determined by the MDL study
MCL	Maximum Contaminant Level

Percent recoveries and relative percent differences (RPDs) are determined by the software using values in the calculation which have not been rounded.

No results have been blank subtracted unless specified in the case narrative section.

39 Spruce Street * East Longmeadow, MA 01028 * FAX 413/525-6405 * TEL. 413/525-2332

CERTIFICATIONS

Certified Analyses included in this Report

Analyte	Certifications

No certified Analyses included in this Report

The CON-TEST Environmental Laboratory operates under the following certifications and accreditations:

Code	Description	Number	Expires
AIHA	AIHA-LAP, LLC - ISO17025:2005	100033	03/1/2020
MA	Massachusetts DEP	M-MA100	06/30/2018
CT	Connecticut Department of Publilc Health	PH-0567	09/30/2019
NY	New York State Department of Health	10899 NELAP	04/1/2018
NH-S	New Hampshire Environmental Lab	2516 NELAP	02/5/2019
RI	Rhode Island Department of Health	LAO00112	12/30/2018
NC	North Carolina Div. of Water Quality	652	12/31/2018
NJ	New Jersey DEP	MA007 NELAP	06/30/2018
FL	Florida Department of Health	E871027 NELAP	06/30/2018
VT	Vermont Department of Health Lead Laboratory	LL015036	07/30/2018
ME	State of Maine	2011028	06/9/2019
VA	Commonwealth of Virginia	460217	12/14/2018
NH-P	New Hampshire Environmental Lab	2557 NELAP	09/6/2018
VT-DW	Vermont Department of Health Drinking Water	VT-255716	06/12/2018
NC-DW	North Carolina Department of Health	25703	07/31/2018

18C0412

Environmental Analysis Request/Chain of Custody

eurofins | Con-Test | Lancaster Laboratories Environmental

For Eurofins Lancaster Laboratories Environmental use only

Acct. # _____ Group # _____ Sample # _____

COC # 1 of 2 540523

Client Information

Client: AECOM - Rocky Hill

Acct. #:

Project Name/#: Greenwich High School

PWSID #:

Project Manager: Matt Rood

P.O. #: 60432356

Sampler: J. Mabee / J. Christopher / H. Kran

Quote #:

State where samples were collected: CT

For Compliance: Yes ☐ No ☐

Matrix

Soil ☐ Sediment ☐ Tissue ☐ | Water ☒ Ground | Potable ☐ NPDES ☐ Surface ☐ | Other: _____

Analysis Requested

Preservation Codes

For Lab Use Only

FSC: _____

SCR#: _____

Preservation Codes

H=HCl T=Thiosulfate

N=HNO_3 B=NaOH

S=H_2SO_4 O=Other

Remarks

	Sample Identification	Collected Date	Collected Time	Grab	Composite	Total # of Containers	VOCs 8260	
1	MW-AE8-030818-1	3/8/18	14:58			2	2	
2	MW-AA12-030818-1	3/8/18	14:49			2	2	
3	MW-AG10-030818-1	3/8/18	15:01			2	2	
4	MW-AL10-030918-1	3/9/18	1029			2	2	
5	MW-AP11-030918-1	3/9/18	0919			2	2	
6	MW-AM16-030918-1	3/9/18	1046			2	2	
7	MW-AM16D-030918-1	3/9/18	1105			2	2	
8	MW-AA19-030918-1	3/9/18	0827			2	2	
9	MW-AJ19-030918-1	3/9/18	0821			2	2	
10	MW-AM21-030918-1	3/9/18	0939			2	2	

Turnaround Time (TAT) Requested (please circle)

(Standard) Rush

(Rush TAT is subject to laboratory approval and surcharge.)

Date results are needed: _____

E-mail address: Matthew.rood@aecom.com

Data Package Options (circle if required)

(Type I (EPA Level 3 Equivalent/non-CLP)) Type VI (Raw Data Only)

Type III (Reduced non-CLP) NJ DKQP TX TRRP-13

NYSDEC Category A or B MA MCP (CT RCP)

Relinquished by	Date	Time	Received by	Date	Time
	3/9/18	12:58		3/9/18	12:58
	3/9/18	18:30	Sam Ewing 2.6, 2.8, 2.2	3/9/18	18:30

EDD Required? (Yes) No

If yes, format: PDF, excel, EQuIS

Site-Specific QC (MS/MSD/Dup)? Yes No

(If yes, indicate QC sample and submit triplicate sample volume.)

Relinquished by Commercial Carrier: UPS _____ FedEx _____ Other X

Temperature upon receipt _____ °C

18L0412

Environmental Analysis Request/Chain of Custody

eurofins con-Test | Lancaster Laboratories Environmental

For Eurofins Lancaster Laboratories Environmental use only

Acct. # _____ Group # _____ Sample # _____

COC # 540524 2 of 2

Client Information

Client: AECOM - Rocky Hill	Acct. #:
Project Name/#:	PWSID #:
Project Manager:	P.O. #:
Sampler:	Quote #:
State where samples were collected: CT	For Compliance: Yes ☐ No ☐

Matrix: Soil ☐ Sediment ☐ Tissue ☐ | Water: Potable ☐ Ground ☒ NPDES ☐ Surface ☐ | Other: _____

Analysis Requested — Preservation Codes

For Lab Use Only: FSC: _____ SCR#: _____

Preservation Codes: H=HCl, T=Thiosulfate, N=HNO_3, B=NaOH, S=H_2SO_4, O=Other

	Sample Identification	Collected Date	Collected Time	Grab	Composite	Soil	Water	Other	Total # of Containers	PCBs 8600	Remarks
HK	~~MW-AG30-0309-17-1~~										
11	MW-AV17-030918-1	03/09/18	0931				X		2	2	
12	MW-AG30-030918-1	3/9/18	0859				X		2	2	

Turnaround Time (TAT) Requested (please circle)

Standard Rush

(Rush TAT is subject to laboratory approval and surcharge.)

Date results are needed: _____

E-mail address: matthew.rood@aecom.com

Data Package Options (circle if required)

Type I (EPA Level 3 ~~Equivalent/non-CLP~~) | Type VI (Raw Data Only)

Type III (Reduced non-CLP) | NJ DKQP | TX TRRP-13

NYSDEC Category A or B | MA MCP | CT RCP

Relinquished by	Date	Time	Received by	Date	Time
[signature]	5/9/18	1255	[signature]	3/9/18	1255
[signature]	3/9/18	18:30	Sam Einzig 2.6, 2.8, 2.2	3/9/18	18:30

EDD Required? Yes No

If yes, format: PDF, Excel, EQUIS

Site-Specific QC (MS/MSD/Dup)? Yes No

(If yes, indicate QC sample and submit triplicate sample volume.)

Relinquished by Commercial Carrier: UPS _____ FedEx _____ Other X

Temperature upon receipt _____ °C

Eurofins Lancaster Laboratories Environmental, LLC • 2425 New Holland Pike, Lancaster, PA 17601 • 717-656-2300

The white copy should accompany samples to Eurofins Lancaster Laboratories Environmental. The yellow copy should be retained by the client.

7044 0216

Table of Contents

con-test® ANALYTICAL LABORATORY

Doc# 277 Rev 5 2017

Login Sample Receipt Checklist - (Rejection Criteria Listing - Using Acceptance Policy) Any False Statement will be brought to the attention of the Client - State True or False

Client AECOM - Rocky Hill

Received By SE Date 3/9/18 Time 1830

How were the samples received? In Cooler T No Cooler ____ On Ice T No Ice ____ Direct from Sampling ____ Ambient ____ Melted Ice ____

Were samples within Temperature? 2-6°C T By Gun # 577 Actual Temp - 2.6, 2.8, 2.2 By Blank # ____ Actual Temp - ____

Was Custody Seal Intact? N/A Were Samples Tampered with? N/A

Was COC Relinquished ? T Does Chain Agree With Samples? T

Are there broken/leaking/loose caps on any samples? F

Is COC in ink/ Legible? T Were samples received within holding time? T

Did COC include all pertinent Information? Client T Project T Analysis T ID's T Sampler Name T Collection Dates/Times T

Are Sample labels filled out and legible? T

Are there Lab to Filters? F Who was notified? ____

Are there Rushes? F Who was notified? ____

Are there Short Holds? F Who was notified? ____

Is there enough Volume? T

Is there Headspace where applicable? N/A MS/MSD? F

Proper Media/Containers Used? T Is splitting samples required? F

Were trip blanks received? F On COC? N/A

Do all samples have the proper pH? N/A Acid ____ Base ____

Vials	#	Containers:	#		#		#
Unp-		1 Liter Amb.	24	1 Liter Plastic		16 oz Amb.	
HCL-		500 mL Amb.		500 mL Plastic		8oz Amb/Clear	
Meoh-		250 mL Amb.		250 mL Plastic		4oz Amb/Clear	
Bisulfate-		Col./Bacteria		Flashpoint		2oz Amb/Clear	
DI-		Other Plastic		Other Glass		Encore	
Thiosulfate-		SOC Kit		Plastic Bag		Frozen:	
Sulfuric-		Perchlorate		Ziplock			

Unused Media

Vials	#	Containers:	#		#		#
Unp-		1 Liter Amb.		1 Liter Plastic		16 oz Amb.	
HCL-		500 mL Amb.		500 mL Plastic		8oz Amb/Clear	
Meoh-		250 mL Amb.		250 mL Plastic		4oz Amb/Clear	
Bisulfate-		Col./Bacteria		Flashpoint		2oz Amb/Clear	
DI-		Other Plastic		Other Glass		Encore	
Thiosulfate-		SOC Kit		Plastic Bag		Frozen:	
Sulfuric-		Perchlorate		Ziplock			

Comments:

- Received in 3 coolers

PHOENIX
Environmental Laboratories, Inc.

Tuesday, April 18, 2017

Attn: Mr. MAtt Rood
AECOM
500 Enterprise Dr Suite 1A
Rocky Hill CT 06067

Project ID: GREENWICH HS
Sample ID#s: BY02577 - BY02583

This laboratory is in compliance with the NELAC requirements of procedures used except where indicated.

This report contains results for the parameters tested, under the sampling conditions described on the Chain Of Custody, as received by the laboratory. This report is incomplete unless all pages indicated in the pagination at the bottom of the page are included.

A scanned version of the COC form accompanies the analytical report and is an exact duplicate of the original.

If you have any questions concerning this testing, please do not hesitate to contact Phoenix Client Services at ext. 200.

Sincerely yours,

Phyllis Shiller
Laboratory Director

NELAC - #NY11301
CT Lab Registration #PH-0618
MA Lab Registration #MA-CT-007
ME Lab Registration #CT-007
NH Lab Registration #213693-A,B
NJ Lab Registration #CT-003
NY Lab Registration #11301
PA Lab Registration #68-03530
RI Lab Registration #63
VT Lab Registration #VT11301

Environmental Laboratories, Inc.
587 East Middle Turnpike, P.O.Box 370, Manchester, CT 06045
Tel. (860) 645-1102 Fax (860) 645-0823

Analysis Report

April 18, 2017

FOR: Attn: Mr. MAtt Rood
AECOM
500 Enterprise Dr Suite 1A
Rocky Hill CT 06067

Sample Information		Custody Information		Date	Time
Matrix:	GROUND WATER	Collected by:	SS	04/10/17	16:30
Location Code:	AECOM-CT	Received by:	LB	04/11/17	16:52
Rush Request:	Standard	Analyzed by:	see "By" below		
P.O.#:	88128				

Laboratory Data

SDG ID: GBY02577
Phoenix ID: BY02577

Project ID: GREENWICH HS
Client ID: MW-S15-20170410-1

Parameter	Result	RL/ PQL	Units	Dilution	Date/Time	By	Reference
Silver	< 0.001	0.001	mg/L	1	04/13/17	LK	SW6010C
Arsenic	< 0.004	0.004	mg/L	1	04/13/17	LK	SW6010C
Barium	0.109	0.002	mg/L	1	04/13/17	LK	SW6010C
Beryllium	< 0.001	0.001	mg/L	1	04/13/17	LK	SW6010C
Cadmium	< 0.001	0.001	mg/L	1	04/13/17	LK	SW6010C
Chromium	< 0.001	0.001	mg/L	1	04/13/17	LK	SW6010C
Copper	< 0.005	0.005	mg/L	1	04/13/17	LK	SW6010C
Mercury	< 0.0002	0.0002	mg/L	1	04/13/17	RS	SW7470A
Nickel	< 0.001	0.001	mg/L	1	04/13/17	LK	SW6010C
Lead	< 0.002	0.002	mg/L	1	04/13/17	LK	SW6010C
Antimony	< 0.005	0.005	mg/L	1	04/13/17	LK	SW6010C
Selenium	< 0.010	0.010	mg/L	1	04/13/17	LK	SW6010C
Thallium	< 0.0005	0.0005	mg/L	1	04/14/17	LK	SW6020B
Vanadium	0.003	0.002	mg/L	1	04/13/17	LK	SW6010C
Zinc	0.003	0.002	mg/L	1	04/13/17	LK	SW6010C
Mercury Digestion	Completed				04/12/17	W/W	SW7470A
Semi-Volatile Extraction	Completed				04/12/17	P/D	SW3520C
Total Metals Digestion	Completed				04/12/17	AG	
Total Metals Digestion MS	Completed				04/12/17	AG	
Semivolatiles by SIM							
2-Methylnaphthalene	ND	0.05	ug/L	1	04/13/17	DD	SW8270D (SIM)
Acenaphthene	ND	0.05	ug/L	1	04/13/17	DD	SW8270D (SIM)
Acenaphthylene	ND	0.05	ug/L	1	04/13/17	DD	SW8270D (SIM)
Anthracene	ND	0.05	ug/L	1	04/13/17	DD	SW8270D (SIM)
Benz(a)anthracene	ND	0.05	ug/L	1	04/13/17	DD	SW8270D (SIM)
Benzo(a)pyrene	ND	0.05	ug/L	1	04/13/17	DD	SW8270D (SIM)
Benzo(b)fluoranthene	ND	0.05	ug/L	1	04/13/17	DD	SW8270D (SIM)

Project ID: GREENWICH HS
Client ID: MW-S15-20170410-1

Phoenix I.D.: BY02577

Parameter	Result	RL/ PQL	Units	Dilution	Date/Time	By	Reference	
Benzo(ghi)perylene	ND	0.05	ug/L	1	04/13/17	DD	SW8270D (SIM)	
Benzo(k)fluoranthene	ND	0.05	ug/L	1	04/13/17	DD	SW8270D (SIM)	
Chrysene	ND	0.05	ug/L	1	04/13/17	DD	SW8270D (SIM)	B
Dibenz(a,h)anthracene	ND	0.01	ug/L	1	04/13/17	DD	SW8270D (SIM)	
Fluoranthene	ND	0.05	ug/L	1	04/13/17	DD	SW8270D (SIM)	
Fluorene	ND	0.05	ug/L	1	04/13/17	DD	SW8270D (SIM)	
Indeno(1,2,3-cd)pyrene	ND	0.05	ug/L	1	04/13/17	DD	SW8270D (SIM)	
Naphthalene	ND	0.10	ug/L	1	04/13/17	DD	SW8270D (SIM)	
Phenanthrene	ND	0.05	ug/L	1	04/13/17	DD	SW8270D (SIM)	
Pyrene	ND	0.05	ug/L	1	04/13/17	DD	SW8270D (SIM)	
QA/QC Surrogates								
% 2-Fluorobiphenyl	61		%	1	04/13/17	DD	30 - 130 %	
% Nitrobenzene-d5	57		%	1	04/13/17	DD	30 - 130 %	
% Terphenyl-d14	52		%	1	04/13/17	DD	30 - 130 %	

B = Present in blank, no bias suspected.

RL/PQL=Reporting/Practical Quantitation Level ND=Not Detected BRL=Below Reporting Level
QA/QC Surrogates: Surrogates are compounds (preceeded with a %) added by the lab to determine analysis efficiency. Surrogate results(%) listed in the report are not "detected" compounds.

Comments:

If there are any questions regarding this data, please call Phoenix Client Services at extension 200.
This report must not be reproduced except in full as defined by the attached chain of custody.

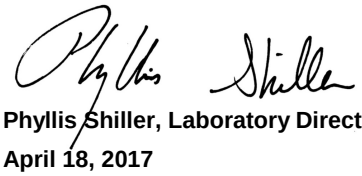

Phyllis Shiller, Laboratory Director
April 18, 2017
Reviewed and Released by: Ethan Lee, Project Manager

Environmental Laboratories, Inc.
587 East Middle Turnpike, P.O.Box 370, Manchester, CT 06045
Tel. (860) 645-1102 Fax (860) 645-0823

Analysis Report

April 18, 2017

FOR: Attn: Mr. MAtt Rood
AECOM
500 Enterprise Dr Suite 1A
Rocky Hill CT 06067

Sample Information		Custody Information		Date	Time
Matrix:	GROUND WATER	Collected by:	SS	04/10/17	16:30
Location Code:	AECOM-CT	Received by:	LB	04/11/17	16:52
Rush Request:	Standard	Analyzed by:	see "By" below		
P.O.#:	88128				

Laboratory Data

SDG ID: GBY02577
Phoenix ID: BY02578

Project ID: GREENWICH HS
Client ID: MW-S15-20170410-2

Parameter	Result	RL/ PQL	Units	Dilution	Date/Time	By	Reference
Silver	< 0.001	0.001	mg/L	1	04/13/17	LK	SW6010C
Arsenic	< 0.004	0.004	mg/L	1	04/13/17	LK	SW6010C
Barium	0.113	0.002	mg/L	1	04/13/17	LK	SW6010C
Beryllium	< 0.001	0.001	mg/L	1	04/13/17	LK	SW6010C
Cadmium	< 0.001	0.001	mg/L	1	04/13/17	LK	SW6010C
Chromium	< 0.001	0.001	mg/L	1	04/13/17	LK	SW6010C
Copper	< 0.005	0.005	mg/L	1	04/13/17	LK	SW6010C
Mercury	< 0.0002	0.0002	mg/L	1	04/13/17	RS	SW7470A
Nickel	< 0.001	0.001	mg/L	1	04/13/17	LK	SW6010C
Lead	< 0.002	0.002	mg/L	1	04/13/17	LK	SW6010C
Antimony	< 0.005	0.005	mg/L	1	04/13/17	LK	SW6010C
Selenium	< 0.010	0.010	mg/L	1	04/13/17	LK	SW6010C
Thallium	< 0.0005	0.0005	mg/L	1	04/14/17	LK	SW6020B
Vanadium	0.003	0.002	mg/L	1	04/13/17	LK	SW6010C
Zinc	0.004	0.002	mg/L	1	04/13/17	LK	SW6010C
Mercury Digestion	Completed				04/12/17	W/W	SW7470A
Total Metals Digestion	Completed				04/12/17	AG	
Total Metals Digestion MS	Completed				04/12/17	AG	

Project ID: GREENWICH HS
Client ID: MW-S15-20170410-2

Phoenix I.D.: BY02578

Parameter	Result	RL/ PQL	Units	Dilution	Date/Time	By	Reference

RL/PQL=Reporting/Practical Quantitation Level ND=Not Detected BRL=Below Reporting Level

Comments:

If there are any questions regarding this data, please call Phoenix Client Services at extension 200.
This report must not be reproduced except in full as defined by the attached chain of custody.

Phyllis Shiller, Laboratory Director
April 18, 2017
Reviewed and Released by: Ethan Lee, Project Manager

Environmental Laboratories, Inc.
587 East Middle Turnpike, P.O.Box 370, Manchester, CT 06045
Tel. (860) 645-1102 Fax (860) 645-0823

Analysis Report

April 18, 2017

FOR: Attn: Mr. MAtt Rood
AECOM
500 Enterprise Dr Suite 1A
Rocky Hill CT 06067

Sample Information		Custody Information		Date	Time
Matrix:	GROUND WATER	Collected by:	SS	04/10/17	9:20
Location Code:	AECOM-CT	Received by:	LB	04/11/17	16:52
Rush Request:	Standard	Analyzed by:	see "By" below		
P.O.#:	88128				

Laboratory Data

SDG ID: GBY02577
Phoenix ID: BY02579

Project ID: GREENWICH HS
Client ID: MW-P7-20170411-1

Parameter	Result	RL/ PQL	Units	Dilution	Date/Time	By	Reference
Silver	< 0.001	0.001	mg/L	1	04/13/17	LK	SW6010C
Arsenic	< 0.004	0.004	mg/L	1	04/13/17	LK	SW6010C
Barium	0.096	0.002	mg/L	1	04/13/17	LK	SW6010C
Beryllium	< 0.001	0.001	mg/L	1	04/13/17	LK	SW6010C
Cadmium	< 0.001	0.001	mg/L	1	04/13/17	LK	SW6010C
Chromium	< 0.001	0.001	mg/L	1	04/13/17	LK	SW6010C
Copper	< 0.005	0.005	mg/L	1	04/13/17	LK	SW6010C
Mercury	< 0.0002	0.0002	mg/L	1	04/13/17	RS	SW7470A
Nickel	0.002	0.001	mg/L	1	04/13/17	LK	SW6010C
Lead	< 0.002	0.002	mg/L	1	04/13/17	LK	SW6010C
Antimony	< 0.005	0.005	mg/L	1	04/13/17	LK	SW6010C
Selenium	< 0.010	0.010	mg/L	1	04/13/17	LK	SW6010C
Thallium	< 0.0005	0.0005	mg/L	1	04/14/17	LK	SW6020B
Vanadium	< 0.002	0.002	mg/L	1	04/13/17	LK	SW6010C
Zinc	< 0.002	0.002	mg/L	1	04/13/17	LK	SW6010C
Mercury Digestion	Completed				04/12/17	W/W	SW7470A
Semi-Volatile Extraction	Completed				04/12/17	P/D	SW3520C
Total Metals Digestion	Completed				04/12/17	AG	
Total Metals Digestion MS	Completed				04/12/17	AG	
Semivolatiles by SIM							
2-Methylnaphthalene	ND	0.05	ug/L	1	04/13/17	DD	SW8270D (SIM)
Acenaphthene	ND	0.05	ug/L	1	04/13/17	DD	SW8270D (SIM)
Acenaphthylene	ND	0.05	ug/L	1	04/13/17	DD	SW8270D (SIM)
Anthracene	ND	0.05	ug/L	1	04/13/17	DD	SW8270D (SIM)
Benz(a)anthracene	ND	0.05	ug/L	1	04/13/17	DD	SW8270D (SIM)
Benzo(a)pyrene	ND	0.05	ug/L	1	04/13/17	DD	SW8270D (SIM)
Benzo(b)fluoranthene	ND	0.05	ug/L	1	04/13/17	DD	SW8270D (SIM)

Project ID: GREENWICH HS
Client ID: MW-P7-20170411-1

Phoenix I.D.: BY02579

Parameter	Result	RL/ PQL	Units	Dilution	Date/Time	By	Reference	
Benzo(ghi)perylene	ND	0.05	ug/L	1	04/13/17	DD	SW8270D (SIM)	
Benzo(k)fluoranthene	ND	0.05	ug/L	1	04/13/17	DD	SW8270D (SIM)	
Chrysene	ND	0.05	ug/L	1	04/13/17	DD	SW8270D (SIM)	B
Dibenz(a,h)anthracene	ND	0.01	ug/L	1	04/13/17	DD	SW8270D (SIM)	
Fluoranthene	ND	0.05	ug/L	1	04/13/17	DD	SW8270D (SIM)	
Fluorene	ND	0.05	ug/L	1	04/13/17	DD	SW8270D (SIM)	
Indeno(1,2,3-cd)pyrene	ND	0.05	ug/L	1	04/13/17	DD	SW8270D (SIM)	
Naphthalene	ND	0.10	ug/L	1	04/13/17	DD	SW8270D (SIM)	
Phenanthrene	ND	0.05	ug/L	1	04/13/17	DD	SW8270D (SIM)	
Pyrene	ND	0.05	ug/L	1	04/13/17	DD	SW8270D (SIM)	
QA/QC Surrogates								
% 2-Fluorobiphenyl	59		%	1	04/13/17	DD	30 - 130 %	
% Nitrobenzene-d5	60		%	1	04/13/17	DD	30 - 130 %	
% Terphenyl-d14	85		%	1	04/13/17	DD	30 - 130 %	

B = Present in blank, no bias suspected.

RL/PQL=Reporting/Practical Quantitation Level ND=Not Detected BRL=Below Reporting Level
QA/QC Surrogates: Surrogates are compounds (preceeded with a %) added by the lab to determine analysis efficiency. Surrogate results(%) listed in the report are not "detected" compounds.

Comments:

If there are any questions regarding this data, please call Phoenix Client Services at extension 200.
This report must not be reproduced except in full as defined by the attached chain of custody.

Phyllis Shiller, Laboratory Director
April 18, 2017
Reviewed and Released by: Ethan Lee, Project Manager

Environmental Laboratories, Inc.
587 East Middle Turnpike, P.O.Box 370, Manchester, CT 06045
Tel. (860) 645-1102 Fax (860) 645-0823

Analysis Report

April 18, 2017

FOR: Attn: Mr. MAtt Rood
AECOM
500 Enterprise Dr Suite 1A
Rocky Hill CT 06067

Sample Information		Custody Information		Date	Time
Matrix:	GROUND WATER	Collected by:	SS	04/10/17	9:20
Location Code:	AECOM-CT	Received by:	LB	04/11/17	16:52
Rush Request:	Standard	Analyzed by:	see "By" below		
P.O.#:	88128				

Laboratory Data

SDG ID: GBY02577
Phoenix ID: BY02580

Project ID: GREENWICH HS
Client ID: MW-P7-20170411-2

Parameter	Result	RL/ PQL	Units	Dilution	Date/Time	By	Reference	
Semi-Volatile Extraction	Completed				04/12/17	P/D	SW3520C	
Semivolatiles by SIM								
2-Methylnaphthalene	ND	0.05	ug/L	1	04/13/17	DD	SW8270D (SIM)	
Acenaphthene	ND	0.05	ug/L	1	04/13/17	DD	SW8270D (SIM)	
Acenaphthylene	ND	0.05	ug/L	1	04/13/17	DD	SW8270D (SIM)	
Anthracene	ND	0.05	ug/L	1	04/13/17	DD	SW8270D (SIM)	
Benz(a)anthracene	ND	0.05	ug/L	1	04/13/17	DD	SW8270D (SIM)	
Benzo(a)pyrene	ND	0.05	ug/L	1	04/13/17	DD	SW8270D (SIM)	
Benzo(b)fluoranthene	ND	0.05	ug/L	1	04/13/17	DD	SW8270D (SIM)	
Benzo(ghi)perylene	ND	0.05	ug/L	1	04/13/17	DD	SW8270D (SIM)	
Benzo(k)fluoranthene	ND	0.05	ug/L	1	04/13/17	DD	SW8270D (SIM)	
Chrysene	ND	0.05	ug/L	1	04/13/17	DD	SW8270D (SIM)	B
Dibenz(a,h)anthracene	ND	0.01	ug/L	1	04/13/17	DD	SW8270D (SIM)	
Fluoranthene	ND	0.05	ug/L	1	04/13/17	DD	SW8270D (SIM)	
Fluorene	ND	0.05	ug/L	1	04/13/17	DD	SW8270D (SIM)	
Indeno(1,2,3-cd)pyrene	ND	0.05	ug/L	1	04/13/17	DD	SW8270D (SIM)	
Naphthalene	ND	0.10	ug/L	1	04/13/17	DD	SW8270D (SIM)	
Phenanthrene	ND	0.05	ug/L	1	04/13/17	DD	SW8270D (SIM)	
Pyrene	ND	0.05	ug/L	1	04/13/17	DD	SW8270D (SIM)	
QA/QC Surrogates								
% 2-Fluorobiphenyl	53		%	1	04/13/17	DD	30 - 130 %	
% Nitrobenzene-d5	39		%	1	04/13/17	DD	30 - 130 %	
% Terphenyl-d14	82		%	1	04/13/17	DD	30 - 130 %	

Project ID: GREENWICH HS
Client ID: MW-P7-20170411-2

Phoenix I.D.: BY02580

Parameter	Result	RL/ PQL	Units	Dilution	Date/Time	By	Reference

B = Present in blank, no bias suspected.

RL/PQL=Reporting/Practical Quantitation Level ND=Not Detected BRL=Below Reporting Level
QA/QC Surrogates: Surrogates are compounds (preceeded with a %) added by the lab to determine analysis efficiency. Surrogate results(%) listed in the report are not "detected" compounds.

Comments:

If there are any questions regarding this data, please call Phoenix Client Services at extension 200.
This report must not be reproduced except in full as defined by the attached chain of custody.

Phyllis Shiller, Laboratory Director
April 18, 2017
Reviewed and Released by: Ethan Lee, Project Manager

Environmental Laboratories, Inc.
587 East Middle Turnpike, P.O.Box 370, Manchester, CT 06045
Tel. (860) 645-1102 Fax (860) 645-0823

Analysis Report

April 18, 2017

FOR: Attn: Mr. MAtt Rood
AECOM
500 Enterprise Dr Suite 1A
Rocky Hill CT 06067

Sample Information		Custody Information		Date	Time
Matrix:	GROUND WATER	Collected by:	SS	04/10/17	9:41
Location Code:	AECOM-CT	Received by:	LB	04/11/17	16:52
Rush Request:	Standard	Analyzed by:	see "By" below		
P.O.#:	88128				

Laboratory Data

SDG ID: GBY02577
Phoenix ID: BY02581

Project ID: GREENWICH HS
Client ID: MW-AE8-20170411-1

Parameter	Result	RL/ PQL	Units	Dilution	Date/Time	By	Reference
Silver	< 0.001	0.001	mg/L	1	04/13/17	LK	SW6010C
Arsenic	< 0.004	0.004	mg/L	1	04/13/17	LK	SW6010C
Barium	0.174	0.002	mg/L	1	04/13/17	LK	SW6010C
Beryllium	< 0.001	0.001	mg/L	1	04/13/17	LK	SW6010C
Cadmium	< 0.001	0.001	mg/L	1	04/13/17	LK	SW6010C
Chromium	0.002	0.001	mg/L	1	04/13/17	LK	SW6010C
Copper	< 0.005	0.005	mg/L	1	04/13/17	LK	SW6010C
Mercury	< 0.0002	0.0002	mg/L	1	04/13/17	RS	SW7470A
Nickel	0.002	0.001	mg/L	1	04/13/17	LK	SW6010C
Lead	< 0.002	0.002	mg/L	1	04/13/17	LK	SW6010C
Antimony	< 0.005	0.005	mg/L	1	04/13/17	LK	SW6010C
Selenium	< 0.010	0.010	mg/L	1	04/13/17	LK	SW6010C
Thallium	< 0.0005	0.0005	mg/L	1	04/14/17	LK	SW6020B
Vanadium	0.002	0.002	mg/L	1	04/13/17	LK	SW6010C
Zinc	0.007	0.002	mg/L	1	04/13/17	LK	SW6010C
Mercury Digestion	Completed				04/12/17	W/W	SW7470A
Semi-Volatile Extraction	Completed				04/12/17	P/D	SW3520C
Total Metals Digestion	Completed				04/12/17	AG	
Total Metals Digestion MS	Completed				04/12/17	AG	
Semivolatiles by SIM							
2-Methylnaphthalene	ND	0.05	ug/L	1	04/13/17	DD	SW8270D (SIM)
Acenaphthene	ND	0.05	ug/L	1	04/13/17	DD	SW8270D (SIM)
Acenaphthylene	ND	0.05	ug/L	1	04/13/17	DD	SW8270D (SIM)
Anthracene	ND	0.05	ug/L	1	04/13/17	DD	SW8270D (SIM)
Benz(a)anthracene	ND	0.05	ug/L	1	04/13/17	DD	SW8270D (SIM)
Benzo(a)pyrene	ND	0.05	ug/L	1	04/13/17	DD	SW8270D (SIM)
Benzo(b)fluoranthene	ND	0.05	ug/L	1	04/13/17	DD	SW8270D (SIM)

Project ID: GREENWICH HS
Client ID: MW-AE8-20170411-1

Phoenix I.D.: BY02581

Parameter	Result	RL/ PQL	Units	Dilution	Date/Time	By	Reference	
Benzo(ghi)perylene	ND	0.05	ug/L	1	04/13/17	DD	SW8270D (SIM)	
Benzo(k)fluoranthene	ND	0.05	ug/L	1	04/13/17	DD	SW8270D (SIM)	
Chrysene	ND	0.05	ug/L	1	04/13/17	DD	SW8270D (SIM)	B
Dibenz(a,h)anthracene	ND	0.01	ug/L	1	04/13/17	DD	SW8270D (SIM)	
Fluoranthene	ND	0.05	ug/L	1	04/13/17	DD	SW8270D (SIM)	
Fluorene	ND	0.05	ug/L	1	04/13/17	DD	SW8270D (SIM)	
Indeno(1,2,3-cd)pyrene	ND	0.05	ug/L	1	04/13/17	DD	SW8270D (SIM)	
Naphthalene	ND	0.10	ug/L	1	04/13/17	DD	SW8270D (SIM)	
Phenanthrene	ND	0.05	ug/L	1	04/13/17	DD	SW8270D (SIM)	
Pyrene	ND	0.05	ug/L	1	04/13/17	DD	SW8270D (SIM)	
QA/QC Surrogates								
% 2-Fluorobiphenyl	67		%	1	04/13/17	DD	30 - 130 %	
% Nitrobenzene-d5	58		%	1	04/13/17	DD	30 - 130 %	
% Terphenyl-d14	72		%	1	04/13/17	DD	30 - 130 %	

B = Present in blank, no bias suspected.

RL/PQL=Reporting/Practical Quantitation Level ND=Not Detected BRL=Below Reporting Level
QA/QC Surrogates: Surrogates are compounds (preceeded with a %) added by the lab to determine analysis efficiency. Surrogate results(%) listed in the report are not "detected" compounds.

Comments:

If there are any questions regarding this data, please call Phoenix Client Services at extension 200.
This report must not be reproduced except in full as defined by the attached chain of custody.

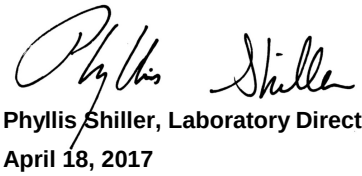

Phyllis Shiller, Laboratory Director
April 18, 2017
Reviewed and Released by: Ethan Lee, Project Manager

Environmental Laboratories, Inc.
587 East Middle Turnpike, P.O.Box 370, Manchester, CT 06045
Tel. (860) 645-1102 Fax (860) 645-0823

Analysis Report

April 18, 2017

FOR: Attn: Mr. MAtt Rood
AECOM
500 Enterprise Dr Suite 1A
Rocky Hill CT 06067

Sample Information		Custody Information		Date	Time
Matrix:	GROUND WATER	Collected by:	SS	04/10/17	12:49
Location Code:	AECOM-CT	Received by:	LB	04/11/17	16:52
Rush Request:	Standard	Analyzed by:	see "By" below		
P.O.#:	88128				

Laboratory Data

SDG ID: GBY02577
Phoenix ID: BY02582

Project ID: GREENWICH HS
Client ID: WM-AJ13-20170411-1

Parameter	Result	RL/ PQL	Units	Dilution	Date/Time	By	Reference
Silver	< 0.001	0.001	mg/L	1	04/13/17	LK	SW6010C
Arsenic	0.030	0.004	mg/L	1	04/13/17	LK	SW6010C
Barium	0.128	0.002	mg/L	1	04/13/17	LK	SW6010C
Beryllium	< 0.001	0.001	mg/L	1	04/13/17	LK	SW6010C
Cadmium	< 0.001	0.001	mg/L	1	04/13/17	LK	SW6010C
Chromium	0.001	0.001	mg/L	1	04/13/17	LK	SW6010C
Copper	< 0.005	0.005	mg/L	1	04/13/17	LK	SW6010C
Mercury	< 0.0002	0.0002	mg/L	1	04/13/17	RS	SW7470A
Nickel	0.016	0.001	mg/L	1	04/13/17	LK	SW6010C
Lead	0.002	0.002	mg/L	1	04/13/17	LK	SW6010C
Antimony	< 0.005	0.005	mg/L	1	04/13/17	LK	SW6010C
Selenium	< 0.010	0.010	mg/L	1	04/13/17	LK	SW6010C
Thallium	< 0.0005	0.0005	mg/L	1	04/14/17	LK	SW6020B
Vanadium	< 0.002	0.002	mg/L	1	04/13/17	LK	SW6010C
Zinc	0.716	0.002	mg/L	1	04/13/17	LK	SW6010C
Mercury Digestion	Completed				04/12/17	W/W	SW7470A
Semi-Volatile Extraction	Completed				04/12/17	P/D	SW3520C
Total Metals Digestion	Completed				04/12/17	AG	
Total Metals Digestion MS	Completed				04/12/17	AG	
Semivolatiles by SIM							
2-Methylnaphthalene	ND	0.05	ug/L	1	04/13/17	DD	SW8270D (SIM)
Acenaphthene	ND	0.05	ug/L	1	04/13/17	DD	SW8270D (SIM)
Acenaphthylene	ND	0.05	ug/L	1	04/13/17	DD	SW8270D (SIM)
Anthracene	ND	0.05	ug/L	1	04/13/17	DD	SW8270D (SIM)
Benz(a)anthracene	ND	0.05	ug/L	1	04/13/17	DD	SW8270D (SIM)
Benzo(a)pyrene	ND	0.05	ug/L	1	04/13/17	DD	SW8270D (SIM)
Benzo(b)fluoranthene	ND	0.05	ug/L	1	04/13/17	DD	SW8270D (SIM)

Ver 1

Project ID: GREENWICH HS
Client ID: WM-AJ13-20170411-1

Phoenix I.D.: BY02582

Parameter	Result	RL/ PQL	Units	Dilution	Date/Time	By	Reference	
Benzo(ghi)perylene	ND	0.05	ug/L	1	04/13/17	DD	SW8270D (SIM)	
Benzo(k)fluoranthene	ND	0.05	ug/L	1	04/13/17	DD	SW8270D (SIM)	
Chrysene	ND	0.05	ug/L	1	04/13/17	DD	SW8270D (SIM)	B
Dibenz(a,h)anthracene	ND	0.01	ug/L	1	04/13/17	DD	SW8270D (SIM)	
Fluoranthene	ND	0.05	ug/L	1	04/13/17	DD	SW8270D (SIM)	
Fluorene	ND	0.05	ug/L	1	04/13/17	DD	SW8270D (SIM)	
Indeno(1,2,3-cd)pyrene	ND	0.05	ug/L	1	04/13/17	DD	SW8270D (SIM)	
Naphthalene	ND	0.10	ug/L	1	04/13/17	DD	SW8270D (SIM)	
Phenanthrene	ND	0.05	ug/L	1	04/13/17	DD	SW8270D (SIM)	
Pyrene	ND	0.05	ug/L	1	04/13/17	DD	SW8270D (SIM)	
QA/QC Surrogates								
% 2-Fluorobiphenyl	67		%	1	04/13/17	DD	30 - 130 %	
% Nitrobenzene-d5	58		%	1	04/13/17	DD	30 - 130 %	
% Terphenyl-d14	67		%	1	04/13/17	DD	30 - 130 %	

B = Present in blank, no bias suspected.

RL/PQL=Reporting/Practical Quantitation Level ND=Not Detected BRL=Below Reporting Level
QA/QC Surrogates: Surrogates are compounds (preceeded with a %) added by the lab to determine analysis efficiency. Surrogate results(%) listed in the report are not "detected" compounds.

Comments:

If there are any questions regarding this data, please call Phoenix Client Services at extension 200.
This report must not be reproduced except in full as defined by the attached chain of custody.

Phyllis Shiller, Laboratory Director
April 18, 2017
Reviewed and Released by: Ethan Lee, Project Manager

Environmental Laboratories, Inc.
587 East Middle Turnpike, P.O.Box 370, Manchester, CT 06045
Tel. (860) 645-1102 Fax (860) 645-0823

Analysis Report

April 18, 2017

FOR: Attn: Mr. MAtt Rood
AECOM
500 Enterprise Dr Suite 1A
Rocky Hill CT 06067

Sample Information		Custody Information		Date	Time
Matrix:	GROUND WATER	Collected by:	SS	04/10/17	11:40
Location Code:	AECOM-CT	Received by:	LB	04/11/17	16:52
Rush Request:	Standard	Analyzed by:	see "By" below		
P.O.#:	88128				

Laboratory Data

SDG ID: GBY02577
Phoenix ID: BY02583

Project ID: GREENWICH HS
Client ID: MW-AA12-20170411-1

Parameter	Result	RL/ PQL	Units	Dilution	Date/Time	By	Reference
Silver	< 0.001	0.001	mg/L	1	04/13/17	LK	SW6010C
Arsenic	< 0.004	0.004	mg/L	1	04/13/17	LK	SW6010C
Barium	0.675	0.002	mg/L	1	04/13/17	LK	SW6010C
Beryllium	< 0.001	0.001	mg/L	1	04/13/17	LK	SW6010C
Cadmium	< 0.001	0.001	mg/L	1	04/13/17	LK	SW6010C
Chromium	< 0.001	0.001	mg/L	1	04/13/17	LK	SW6010C
Copper	< 0.005	0.005	mg/L	1	04/13/17	LK	SW6010C
Mercury	< 0.0002	0.0002	mg/L	1	04/13/17	RS	SW7470A
Nickel	0.001	0.001	mg/L	1	04/13/17	LK	SW6010C
Lead	< 0.002	0.002	mg/L	1	04/13/17	LK	SW6010C
Antimony	< 0.005	0.005	mg/L	1	04/13/17	LK	SW6010C
Selenium	< 0.010	0.010	mg/L	1	04/13/17	LK	SW6010C
Thallium	< 0.0005	0.0005	mg/L	1	04/14/17	LK	SW6020B
Vanadium	< 0.002	0.002	mg/L	1	04/13/17	LK	SW6010C
Zinc	0.028	0.002	mg/L	1	04/13/17	LK	SW6010C
Mercury Digestion	Completed				04/12/17	W/W	SW7470A
Semi-Volatile Extraction	Completed				04/12/17	P/D	SW3520C
Total Metals Digestion	Completed				04/12/17	AG	
Total Metals Digestion MS	Completed				04/12/17	AG	
Semivolatiles by SIM							
2-Methylnaphthalene	1.4	0.05	ug/L	1	04/13/17	DD	SW8270D (SIM)
Acenaphthene	6.4	0.05	ug/L	1	04/13/17	DD	SW8270D (SIM)
Acenaphthylene	ND	0.05	ug/L	1	04/13/17	DD	SW8270D (SIM)
Anthracene	0.58	0.05	ug/L	1	04/13/17	DD	SW8270D (SIM)
Benz(a)anthracene	ND	0.05	ug/L	1	04/13/17	DD	SW8270D (SIM)
Benzo(a)pyrene	ND	0.05	ug/L	1	04/13/17	DD	SW8270D (SIM)
Benzo(b)fluoranthene	ND	0.05	ug/L	1	04/13/17	DD	SW8270D (SIM)

Ver 1

Project ID: GREENWICH HS
Client ID: MW-AA12-20170411-1

Phoenix I.D.: BY02583

Parameter	Result	RL/ PQL	Units	Dilution	Date/Time	By	Reference	
Benzo(ghi)perylene	ND	0.05	ug/L	1	04/13/17	DD	SW8270D (SIM)	
Benzo(k)fluoranthene	ND	0.05	ug/L	1	04/13/17	DD	SW8270D (SIM)	
Chrysene	ND	0.05	ug/L	1	04/13/17	DD	SW8270D (SIM)	B
Dibenz(a,h)anthracene	ND	0.01	ug/L	1	04/13/17	DD	SW8270D (SIM)	
Fluoranthene	0.42	0.05	ug/L	1	04/13/17	DD	SW8270D (SIM)	
Fluorene	3.4	0.05	ug/L	1	04/13/17	DD	SW8270D (SIM)	
Indeno(1,2,3-cd)pyrene	ND	0.05	ug/L	1	04/13/17	DD	SW8270D (SIM)	
Naphthalene	8.2	0.10	ug/L	1	04/13/17	DD	SW8270D (SIM)	
Phenanthrene	2.9	0.05	ug/L	1	04/13/17	DD	SW8270D (SIM)	
Pyrene	0.23	0.05	ug/L	1	04/13/17	DD	SW8270D (SIM)	
QA/QC Surrogates								
% 2-Fluorobiphenyl	69		%	1	04/13/17	DD	30 - 130 %	
% Nitrobenzene-d5	65		%	1	04/13/17	DD	30 - 130 %	
% Terphenyl-d14	96		%	1	04/13/17	DD	30 - 130 %	

B = Present in blank, no bias suspected.

RL/PQL=Reporting/Practical Quantitation Level ND=Not Detected BRL=Below Reporting Level
QA/QC Surrogates: Surrogates are compounds (preceeded with a %) added by the lab to determine analysis efficiency. Surrogate results(%) listed in the report are not "detected" compounds.

Comments:

If there are any questions regarding this data, please call Phoenix Client Services at extension 200.
This report must not be reproduced except in full as defined by the attached chain of custody.

Phyllis Shiller, Laboratory Director
April 18, 2017
Reviewed and Released by: Ethan Lee, Project Manager

Environmental Laboratories, Inc.
587 East Middle Turnpike, P.O.Box 370, Manchester, CT 06045
Tel. (860) 645-1102 Fax (860) 645-0823

QA/QC Report

April 18, 2017

QA/QC Data

SDG I.D.: GBY02577

Parameter	Blank	Blk RL	Sample Result	Dup Result	Dup RPD	LCS %	LCSD %	LCS RPD	MS %	MSD %	MS RPD	% Rec Limits	% RPD Limits
QA/QC Batch 382361 (mg/L), QC Sample No: BY01851 (BY02577, BY02578, BY02579, BY02581, BY02582, BY02583)													
ICP MS Metals - Aqueous													
Thallium	BRL	0.0006	0.0005 J	0.0004	NC	106			87.4			75 - 125	20
QA/QC Batch 382412 (mg/L), QC Sample No: BY02579 (BY02577, BY02578, BY02579, BY02581, BY02582, BY02583)													
Mercury - Water	BRL	0.0002	<0.0002	<0.0002	NC	91.8			87.8			70 - 130	20
Comment:													
Additional Mercury criteria: LCS acceptance range for waters is 80-120% and for soils is 70-130%. MS acceptance range is 75-125%.													
QA/QC Batch 382490 (mg/L), QC Sample No: BY03019 (BY02577, BY02578, BY02579, BY02581, BY02582, BY02583)													
ICP Metals - Aqueous													
Antimony	BRL	0.005	<0.005	<0.005	NC	106			105			75 - 125	20
Arsenic	BRL	0.004	0.063	0.061	3.20	98.8			100			75 - 125	20
Barium	BRL	0.002	0.087	0.087	0	104			106			75 - 125	20
Beryllium	BRL	0.001	<0.001	<0.001	NC	106			104			75 - 125	20
Cadmium	BRL	0.001	0.004	0.004	NC	104			101			75 - 125	20
Chromium	BRL	0.001	0.025	0.025	0	101			98.6			75 - 125	20
Copper	BRL	0.005	0.007	0.007	NC	98.2			102			75 - 125	20
Lead	BRL	0.002	0.009	0.010	NC	103			99.3			75 - 125	20
Nickel	BRL	0.001	0.015	0.015	0	106			102			75 - 125	20
Selenium	BRL	0.010	<0.010	<0.010	NC	95.9			96.2			75 - 125	20
Silver	BRL	0.001	<0.001	<0.001	NC	94.6			99.4			75 - 125	20
Vanadium	BRL	0.002	0.038	0.039	2.60	98.4			102			75 - 125	20
Zinc	BRL	0.002	0.048	0.053	9.90	96.3			96.9			75 - 125	20

Environmental Laboratories, Inc.
587 East Middle Turnpike, P.O.Box 370, Manchester, CT 06045
Tel. (860) 645-1102 Fax (860) 645-0823

QA/QC Report

April 18, 2017

QA/QC Data

SDG I.D.: GBY02577

Parameter	Blank	Blk RL	LCS %	LCSD %	LCS RPD	MS %	MSD %	MS RPD	% Rec Limits	% RPD Limits
QA/QC Batch 382483 (ug/L), QC Sample No: BY02379 (BY02577, BY02579, BY02580, BY02581, BY02582, BY02583)										
Semivolatiles by SIM - Ground Water										
2-Methylnaphthalene	ND	0.05	57	58	1.7				30 - 130	20
Acenaphthene	ND	0.05	81	83	2.4				30 - 130	20
Acenaphthylene	ND	0.04	76	78	2.6				30 - 130	20
Anthracene	ND	0.02	89	91	2.2				30 - 130	20
Benz(a)anthracene	ND	0.02	82	85	3.6				30 - 130	20
Benzo(a)pyrene	ND	0.02	82	85	3.6				30 - 130	20
Benzo(b)fluoranthene	ND	0.02	91	95	4.3				30 - 130	20
Benzo(ghi)perylene	ND	0.02	87	90	3.4				30 - 130	20
Benzo(k)fluoranthene	ND	0.02	92	96	4.3				30 - 130	20
Chrysene	0.02	0.02	81	83	2.4				30 - 130	20
Dibenz(a,h)anthracene	ND	0.01	87	90	3.4				30 - 130	20
Fluoranthene	ND	0.04	89	95	6.5				30 - 130	20
Fluorene	ND	0.05	83	86	3.6				30 - 130	20
Indeno(1,2,3-cd)pyrene	ND	0.02	86	88	2.3				30 - 130	20
Naphthalene	ND	0.05	59	59	0.0				30 - 130	20
Phenanthrene	ND	0.05	83	85	2.4				30 - 130	20
Pyrene	ND	0.02	92	99	7.3				30 - 130	20
% 2-Fluorobiphenyl	57	%	70	73	4.2				30 - 130	20
% Nitrobenzene-d5	55	%	55	57	3.6				30 - 130	20
% Terphenyl-d14	89	%	92	101	9.3				30 - 130	20

Comment:

Additional 8270 criteria:20% of compounds can be outside of acceptance criteria as long as recovery is at least 10%. (Acid surrogates acceptance range for aqueous samples: 15-110%, for soils 30-130%)

If there are any questions regarding this data, please call Phoenix Client Services at extension 200.

RPD - Relative Percent Difference
LCS - Laboratory Control Sample
LCSD - Laboratory Control Sample Duplicate
MS - Matrix Spike
MS Dup - Matrix Spike Duplicate
NC - No Criteria
Intf - Interference

Phyllis Shiller, Laboratory Director
April 18, 2017

Tuesday, April 18, 2017

Criteria: CT: GWP, SWP

State: CT

Sample Criteria Exceedances Report

GBY02577 - AECOM-CT

SampNo	Acode	Phoenix Analyte	Criteria	Result	RL	Criteria	RL Criteria	Analysis Units
BY02582	AS-WM	Arsenic	CT / INORGANIC SUBSTANCES / GWPC (µg/L)	0.030	0.004	0.01	0.01	mg/L
BY02582	AS-WM	Arsenic	CT / INORGANIC SUBSTANCES / SWPC (µg/L)	0.030	0.004	0.004	0.004	mg/L
BY02582	ZN-WM	Zinc	CT / INORGANIC SUBSTANCES / SWPC (µg/L)	0.716	0.002	0.123	0.123	mg/L
BY02583	$8100CTSIMR	Phenanthrene	CT / SEMIVOLATILE ORGANIC COMP / SWPC (µg/L)	2.9	0.05	0.3	0.3	ug/L
BY02583	$8100CTSIMR	Acenaphthene	CT / SEMIVOLATILE ORGANIC COMP / SWPC (µg/L)	6.4	0.05	6.1	6.1	ug/L

Phoenix Laboratories does not assume responsibility for the data contained in this report. It is provided as an additional tool to identify requested criteria exceedences. All efforts are made to ensure the accuracy of the data (obtained from appropriate agencies). A lack of exceedence information does not necessarily suggest conformance to the criteria. It is ultimately the site professional's responsibility to determine appropriate compliance.

REASONABLE CONFIDENCE PROTOCOL
LABORATORY ANALYSIS QA/QC CERTIFICATION FORM

Laboratory Name: Phoenix Environmental Labs, Inc. ***Client:*** AECOM

Project Location: GREENWICH HS ***Project Number:***

Laboratory Sample ID(s): BY02577-BY02583 ***Sampling Date(s):*** 4/10/2017

List RCP Methods Used (e.g., 8260, 8270, et cetera) 6010, 7470/7471, 8270

1	**For each analytical method referenced in this laboratory report package, were all specified QA/QC performance criteria followed, including the requirement to explain any criteria falling outside of acceptable guidelines, as specified in the CT DEP method-specific Reasonable Confidence Protocol documents?**	☑ Yes ☐ No
1A	**Were the method specified preservation and holding time requirements met?**	☑ Yes ☐ No
1B	***VPH and EPH methods only:*** **Was the VPH or EPH method conducted without significant modifications (see section 11.3 of respective RCP methods)**	☐ Yes ☐ No ☑ NA
2	**Were all samples received by the laboratory in a condition consistent with that described on the associated Chain-of-Custody document(s)?**	☑ Yes ☐ No
3	**Were samples received at an appropriate temperature (< 6 Degrees C)?**	☑ Yes ☐ No ☐ NA
4	**Were all QA/QC performance criteria specified in the Reasonable Confidence Protocol documents acheived? See Section: SVOASIM Narration.**	☐ Yes ☑ No
5	**a) Were reporting limits specified or referenced on the chain-of-custody?** **b) Were these reporting limits met?**	☑ Yes ☐ No ☑ Yes ☐ No
6	**For each analytical method referenced in this laboratory report package, were results reported for all constituents identified in the method-specific analyte lists presented in the Reasonable Confidence Protocol documents?**	☐ Yes ☑ No
7	**Are project-specific matrix spikes and laboratory duplicates included in the data set?**	☑ Yes ☐ No

Notes: For all questions to which the response was "No" (with the exception of question #7), additional information must be provided in an attached narrative. If the answer to question #1, #1A or 1B is "No", the data package does not meet the requirements for "Reasonable Confidence". This form may not be altered and all questions must be answered.

I, the undersigned, attest under the pains and penalties of perjury that, to the best of my knowledge and belief and based upon my personal inquiry of those responsible for providing the information contained in this analytical report, such information is accurate and complete.

Authorized Signature: Ethan Lee **Position:** Project Manager

Printed Name: Ethan Lee **Date:** Tuesday, April 18, 2017

Name of Laboratory Phoenix Environmental Labs, Inc.

This certification form is to be used for RCP methods only.

Environmental Laboratories, Inc.
587 East Middle Turnpike, P.O.Box 370, Manchester, CT 06045
Tel. (860) 645-1102 Fax (860) 645-0823

NY # 11301

RCP Certification Report

April 18, 2017

SDG I.D.: GBY02577

SDG Comments

8270 Semi-volatile Organics:
The client requested a short list for 8270 RCP Semivolatile. Only the PAH constituents are reported as requested on the chain-of-custody.

Mercury Narration

Were all QA/QC performance criteria specified in the analytical method achieved? Yes.

Instrument:

MERLIN 04/13/17 08:09 Rick Schweitzer, Chemist 04/13/17

BY02577, BY02578, BY02579, BY02581, BY02582, BY02583

The method preparation blank contains all of the acids and reagents as the samples; the instrument blanks do not.
The initial calibration met all criteria including a standard run at or below the reporting level.
All calibration verification standards (ICV, CCV) met criteria.
All calibration blank verification standards (ICB, CCB) met criteria.
The matrix spike sample is used to identify spectral interference for each batch of samples, if within 85-115%, no interference is observed and no further action is taken.
The following Initial Calibration Verification (ICV) compounds did not meet criteria: None.
The following Continuing Calibration Verification (CCV) compounds did not meet criteria: None.

QC (Site Specific):

Batch 382412 (BY02579)

BY02577, BY02578, BY02579, BY02581, BY02582, BY02583

All LCS recoveries were within 70 - 130 with the following exceptions: None.
All MS recoveries were within 75 - 125 with the following exceptions: None.
Additional Mercury criteria: LCS acceptance range for waters is 80-120% and for soils is 70-130%. MS acceptance range is 75-125%.

ICP Metals Narration

Were all QA/QC performance criteria specified in the analytical method achieved? Yes.

Instrument:

BLUE 04/13/17 10:56 Laura Kinnin, Chemist 04/13/17

BY02577, BY02578, BY02579, BY02581, BY02582, BY02583

The initial calibration met criteria.
The continuing calibration standards met criteria for all the elements reported. The linear range is defined daily by the calibration range.
The continuing calibration blanks were less than the reporting level for the elements reported.
The ICSA and ICSAB were analyzed at the beginning and end of the run and were within criteria.The linear range is defined daily by the calibration range.
The following Initial Calibration Verification (ICV) compounds did not meet criteria: None.
The following Continuing Calibration Verification (CCV) compounds did not meet criteria: None.
The following ICP Interference Check (ICSAB) compounds did not meet criteria: None.

QC (Batch Specific):

Batch 382490 (BY03019)

Environmental Laboratories, Inc.
587 East Middle Turnpike, P.O.Box 370, Manchester, CT 06045
Tel. (860) 645-1102 Fax (860) 645-0823

NY # 11301

Certification Report

April 18, 2017

SDG I.D.: GBY02577

ICP Metals Narration

BY02577, BY02578, BY02579, BY02581, BY02582, BY02583

All LCS recoveries were within 75 - 125 with the following exceptions: None.

ICP Metals Narration

Were all QA/QC performance criteria specified in the analytical method achieved? Yes.

Instrument:

ICPMS 04/14/17 12:50 Laura Kinnin, Chemist 04/14/17

BY02577, BY02578, BY02579, BY02581, BY02582, BY02583

The linear range is defined daily by the calibration range.
The following Initial Calibration Verification (ICV) compounds did not meet criteria: None.
The following Continuing Calibration Verification (CCV) compounds did not meet criteria: None.

QC (Batch Specific):

Batch 382361 (BY01851)

BY02577, BY02578, BY02579, BY02581, BY02582, BY02583

All LCS recoveries were within 75 - 125 with the following exceptions: None.

SVOASIM Narration

Were all QA/QC performance criteria specified in the Reasonable Confidence Protocol documents achieved? No.

QC Batch 382483 (Samples: BY02577, BY02579, BY02580, BY02581, BY02582, BY02583): -----

A trace amount of an analyte was found in blank but were not reported in the sample(s), therefore no bias is suspected. (Chrysene)

Instrument:

CHEM04 04/13/17-2 Damien Drobinski, Chemist 04/13/17

BY02583

The DDT breakdown and pentachlorophenol & benzidine peak tailing were evaluated in the DFTPP tune and were found to be in control.

In the event that lower detection levels were requested, the samples may have been analyzed by selective ion monitoring (SIM) mode.

Initial Calibration Verification (CHEM04/SIM_0412):
96% of target compounds met criteria.
The following compounds had %RSDs >20%: None.
The following compounds did not meet recommended response factors: None.
The following compounds did not meet a minimum response factors: None.

Continuing Calibration Verification (CHEM04/0413_16A-SIM_0412):
Internal standard areas were within 50 to 200% of the initial calibration with the following exceptions: None.
100% of target compounds met criteria.

Environmental Laboratories, Inc.
587 East Middle Turnpike, P.O.Box 370, Manchester, CT 06045
Tel. (860) 645-1102 Fax (860) 645-0823

NY # 11301

RCP Certification Report

April 18, 2017

SDG I.D.: GBY02577

SVOASIM Narration

The following compounds did not meet % deviation criteria: None.
The following compounds did not meet maximum % deviations: None.
The following compounds did not meet recommended response factors: None.
The following compounds did not meet minimum response factors: None.

CHEM07 04/13/17-1 Damien Drobinski, Chemist 04/13/17

BY02577, BY02579, BY02580, BY02581, BY02582

Initial Calibration Verification (CHEM07/SIM_0406):
96% of target compounds met criteria.
The following compounds had %RSDs >20%: None.
The following compounds did not meet recommended response factors: None.
The following compounds did not meet a minimum response factors: None.

Continuing Calibration Verification (CHEM07/0413_02-SIM_0406):
Internal standard areas were within 50 to 200% of the initial calibration with the following exceptions: None.
96% of target compounds met criteria.
The following compounds did not meet % deviation criteria: None.
The following compounds did not meet maximum % deviations: None.
The following compounds did not meet recommended response factors: None.
The following compounds did not meet minimum response factors: None.

QC (Batch Specific):

Batch 382483 (BY02379)

BY02577, BY02579, BY02580, BY02581, BY02582, BY02583

All LCS recoveries were within 30 - 130 with the following exceptions: None.
All LCSD recoveries were within 30 - 130 with the following exceptions: None.
All LCS/LCSD RPDs were less than 20% with the following exceptions: None.
Additional 8270 criteria:20% of compounds can be outside of acceptance criteria as long as recovery is at least 10%. (Acid surrogates acceptance range for aqueous samples: 15-110%, for soils 30-130%)

Temperature Narration

The samples were received at 3.1C with cooling initiated.
(Note acceptance criteria is above freezing up to 6°C)

Cooler: Yes [X] No [ ]
Coolant: IPK [X] ICE [ ] No [ ]

PHOENIX
Environmental Laboratories, Inc.

CHAIN OF CUSTODY RECORD

587 East Middle Turnpike, P.O. Box 370, Manchester, CT 06040
Email: info@phoenixlabs.com Fax (860) 645-0823
Client Services (860) 645-8726

Temp 3.1 °C Pg of

Data Delivery:
[ ] Fax #:
[X] Email: matthew.rood@aecom.com

Customer: AECOM
Address: 500 Enterprise Drive Suite 1A
Rocky Hill CT

Project: Greenwich HS
Report to: Matt Rood
Invoice to: Matt Rood
Phone #:
Fax #:

Project P.O: PO 88123

This section MUST be completed with Bottle Quantities.

Client Sample - Information - Identification

Sampler's Signature: [signature] Date: 4/11/17

Matrix Code:
DW=Drinking Water **GW**=Ground Water **SW**=Surface Water **WW**=Waste Water
RW=Raw Water **SE**=Sediment **SL**=Sludge **S**=Soil **SD**=Solid **W**=Wipe
OIL=Oil **B**=Bulk **L**=Liquid

Analysis Request

PHOENIX USE ONLY SAMPLE #	Customer Sample Identification	Sample Matrix	Date Sampled	Time Sampled	RSR Metals	PAHs-SIM	Soil VOA Vials [ ] methanol [ ] H2O	GL Soil container ( ) oz ( ) oz	40 ml VOA Vial [ ] As is [ ] HCl	GL Amber 1000ml [X] As is [ ] H2SO4	PL As is [ ]250ml [ ]500ml [ ]1000ml	PL H2SO4 [ ]250ml [ ]500ml	PL HNO3 250ml	PL NaOH 250ml	Bacteria (as is)	Bacteria (w/thio)
02577	MW-S15-20170410-1	GW	4/10/17	1630	X	X				2		1				
02578	MW-S15-20170410-2	GW	4/10/17	1630	X							1				
02579	MW-P7-20170411-1	GW	4/11/17	0920	X	X				2		1				
02580	MW-P7-20170411-2	GW	4/11/17	0920		X				2						
02581	MW-AC8-20170411-1	GW	4/11/17	0941	X	X				2		1				
02582	MW-AS13-20170411-1	GW	4/11/17	1249	X	X				2		1				
02583	MW-AA12-20170411-1	GW	4/11/17	1140	X	X										

Relinquished by:	Accepted by:	Date:	Time:
[signature]	[signature]	4.11.17	3:08
[signature]	M. Cassidy	4/11/17	16:52

Comments, Special Requirements or Regulations:
CT RSR GWPC + SWPC must be met for reporting limits
Client is a municipality: Do NOT include tax on invoices

Turnaround:
[ ] 1 Day*
[ ] 2 Days*
[ ] 3 Days*
[X] Standard
[ ] Other
* SURCHARGE APPLIES

RI
[ ] Direct Exposure (Residential)
[ ] GW
[ ] Other

CT
[X] RCP Cert
[X] GW Protection
[X] SW Protection
[ ] GA Mobility
[ ] GB Mobility
[ ] Residential DEC
[ ] I/C DEC
[ ] Other

MA
[ ] MCP Certification
[ ] GW-1
[ ] GW-2
[ ] GW-3
[ ] S-1
[ ] S-2
[ ] S-3
[ ] MWRA eSMART
[ ] Other

State where samples were collected: CT

Data Format
[X] Excel
[X] PDF
[ ] GIS/Key
[X] EQuIS
[ ] Other

Data Package
[ ] Tier II Checklist
[ ] Full Data Package*
[ ] Phoenix Std Report
[ ] Other
* SURCHARGE APPLIES

Wednesday, April 19, 2017

Attn: Matt Rood
AECOM
500 Enterprise Dr Suite 1A
Rocky Hill CT 06067

Project ID: GREENWICH HS
Sample ID#s: BY03251 - BY03255

This laboratory is in compliance with the NELAC requirements of procedures used except where indicated.

This report contains results for the parameters tested, under the sampling conditions described on the Chain Of Custody, as received by the laboratory. This report is incomplete unless all pages indicated in the pagination at the bottom of the page are included.

A scanned version of the COC form accompanies the analytical report and is an exact duplicate of the original.

If you have any questions concerning this testing, please do not hesitate to contact Phoenix Client Services at ext. 200.

Sincerely yours,

Phyllis Shiller
Laboratory Director

NELAC - #NY11301
CT Lab Registration #PH-0618
MA Lab Registration #MA-CT-007
ME Lab Registration #CT-007
NH Lab Registration #213693-A,B
NJ Lab Registration #CT-003
NY Lab Registration #11301
PA Lab Registration #68-03530
RI Lab Registration #63
VT Lab Registration #VT11301

Environmental Laboratories, Inc.
587 East Middle Turnpike, P.O.Box 370, Manchester, CT 06045
Tel. (860) 645-1102 Fax (860) 645-0823

Analysis Report

April 19, 2017

FOR: Attn: Matt Rood
AECOM
500 Enterprise Dr Suite 1A
Rocky Hill CT 06067

Sample Information		Custody Information		Date	Time
Matrix:	GROUND WATER	Collected by:		04/11/17	16:50
Location Code:	AECOM-CT	Received by:	SW	04/12/17	16:22
Rush Request:	Standard	Analyzed by:	see "By" below		
P.O.#:	88128				

Laboratory Data

SDG ID: GBY03251
Phoenix ID: BY03251

Project ID: GREENWICH HS
Client ID: MW-28-20170411-1

Parameter	Result	RL/ PQL	Units	Dilution	Date/Time	By	Reference
Silver	< 0.001	0.001	mg/L	1	04/14/17	LK	SW6010C
Arsenic	< 0.004	0.004	mg/L	1	04/14/17	LK	SW6010C
Barium	0.043	0.002	mg/L	1	04/14/17	LK	SW6010C
Beryllium	< 0.001	0.001	mg/L	1	04/14/17	LK	SW6010C
Cadmium	< 0.001	0.001	mg/L	1	04/14/17	LK	SW6010C
Chromium	< 0.001	0.001	mg/L	1	04/17/17	LK	SW6010C
Copper	< 0.005	0.005	mg/L	1	04/14/17	LK	SW6010C
Mercury	< 0.0002	0.0002	mg/L	1	04/14/17	RS	SW7470A
Nickel	< 0.001	0.001	mg/L	1	04/14/17	LK	SW6010C
Lead	< 0.002	0.002	mg/L	1	04/14/17	LK	SW6010C
Antimony	< 0.005	0.005	mg/L	1	04/14/17	LK	SW6010C
Selenium	< 0.010	0.010	mg/L	1	04/14/17	LK	SW6010C
Thallium	< 0.0005	0.0005	mg/L	1	04/14/17	LK	SW6020B
Vanadium	< 0.002	0.002	mg/L	1	04/14/17	LK	SW6010C
Zinc	< 0.002	0.002	mg/L	1	04/14/17	LK	SW6010C
Mercury Digestion	Completed				04/13/17	W/W	SW7470A
Semi-Volatile Extraction	Completed				04/13/17	P/D/I	SW3520C
Total Metals Digestion	Completed				04/13/17	AG	
Total Metals Digestion MS	Completed				04/12/17	AG	
Client MS/MSD	Completed				04/14/17		
Semivolatiles by SIM							
2-Methylnaphthalene	ND	0.05	ug/L	1	04/14/17	DD	SW8270D (SIM)
Acenaphthene	ND	0.05	ug/L	1	04/14/17	DD	SW8270D (SIM)
Acenaphthylene	ND	0.05	ug/L	1	04/14/17	DD	SW8270D (SIM)
Anthracene	ND	0.05	ug/L	1	04/14/17	DD	SW8270D (SIM)
Benz(a)anthracene	ND	0.05	ug/L	1	04/14/17	DD	SW8270D (SIM)
Benzo(a)pyrene	ND	0.05	ug/L	1	04/14/17	DD	SW8270D (SIM)

Project ID: GREENWICH HS
Client ID: MW-28-20170411-1

Phoenix I.D.: BY03251

Parameter	Result	RL/ PQL	Units	Dilution	Date/Time	By	Reference
Benzo(b)fluoranthene	ND	0.05	ug/L	1	04/14/17	DD	SW8270D (SIM)
Benzo(ghi)perylene	ND	0.05	ug/L	1	04/14/17	DD	SW8270D (SIM)
Benzo(k)fluoranthene	ND	0.05	ug/L	1	04/14/17	DD	SW8270D (SIM)
Chrysene	ND	0.05	ug/L	1	04/14/17	DD	SW8270D (SIM)
Dibenz(a,h)anthracene	ND	0.01	ug/L	1	04/14/17	DD	SW8270D (SIM)
Fluoranthene	ND	0.05	ug/L	1	04/14/17	DD	SW8270D (SIM)
Fluorene	ND	0.05	ug/L	1	04/14/17	DD	SW8270D (SIM)
Indeno(1,2,3-cd)pyrene	ND	0.05	ug/L	1	04/14/17	DD	SW8270D (SIM)
Naphthalene	ND	0.10	ug/L	1	04/14/17	DD	SW8270D (SIM)
Phenanthrene	ND	0.05	ug/L	1	04/14/17	DD	SW8270D (SIM)
Pyrene	ND	0.05	ug/L	1	04/14/17	DD	SW8270D (SIM)
QA/QC Surrogates							
% 2-Fluorobiphenyl	64		%	1	04/14/17	DD	30 - 130 %
% Nitrobenzene-d5	61		%	1	04/14/17	DD	30 - 130 %
% Terphenyl-d14	77		%	1	04/14/17	DD	30 - 130 %

RL/PQL=Reporting/Practical Quantitation Level ND=Not Detected BRL=Below Reporting Level
QA/QC Surrogates: Surrogates are compounds (preceeded with a %) added by the lab to determine analysis efficiency. Surrogate results(%) listed in the report are not "detected" compounds.

Comments:

If there are any questions regarding this data, please call Phoenix Client Services at extension 200.
This report must not be reproduced except in full as defined by the attached chain of custody.

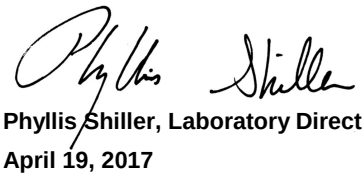

Phyllis Shiller, Laboratory Director
April 19, 2017
Reviewed and Released by: Maryam Taylor, Project Manager

Environmental Laboratories, Inc.
587 East Middle Turnpike, P.O.Box 370, Manchester, CT 06045
Tel. (860) 645-1102 Fax (860) 645-0823

Analysis Report

April 19, 2017

FOR: Attn: Matt Rood
AECOM
500 Enterprise Dr Suite 1A
Rocky Hill CT 06067

Sample Information		Custody Information		Date	Time
Matrix:	GROUND WATER	Collected by:		04/11/17	15:54
Location Code:	AECOM-CT	Received by:	SW	04/12/17	16:22
Rush Request:	Standard	Analyzed by:	see "By" below		
P.O.#:	88128				

Laboratory Data

SDG ID: GBY03251
Phoenix ID: BY03252

Project ID: GREENWICH HS
Client ID: MW-35-20170411-1

Parameter	Result	RL/ PQL	Units	Dilution	Date/Time	By	Reference
Silver	< 0.001	0.001	mg/L	1	04/14/17	LK	SW6010C
Arsenic	< 0.004	0.004	mg/L	1	04/14/17	LK	SW6010C
Barium	0.401	0.002	mg/L	1	04/14/17	LK	SW6010C
Beryllium	< 0.001	0.001	mg/L	1	04/14/17	LK	SW6010C
Cadmium	< 0.001	0.001	mg/L	1	04/14/17	LK	SW6010C
Chromium	0.002	0.001	mg/L	1	04/14/17	LK	SW6010C
Copper	0.016	0.005	mg/L	1	04/14/17	LK	SW6010C
Mercury	< 0.0002	0.0002	mg/L	1	04/14/17	RS	SW7470A
Nickel	0.005	0.001	mg/L	1	04/14/17	LK	SW6010C
Lead	0.005	0.002	mg/L	1	04/14/17	LK	SW6010C
Antimony	< 0.005	0.005	mg/L	1	04/14/17	LK	SW6010C
Selenium	< 0.010	0.010	mg/L	1	04/14/17	LK	SW6010C
Thallium	< 0.0005	0.0005	mg/L	1	04/14/17	LK	SW6020B
Vanadium	0.003	0.002	mg/L	1	04/14/17	LK	SW6010C
Zinc	0.003	0.002	mg/L	1	04/14/17	LK	SW6010C
Mercury Digestion	Completed				04/13/17	W/W	SW7470A
Semi-Volatile Extraction	Completed				04/13/17	P/D/I	SW3520C
Total Metals Digestion	Completed				04/13/17	AG	
Total Metals Digestion MS	Completed				04/12/17	AG	
Semivolatiles by SIM							
2-Methylnaphthalene	ND	0.05	ug/L	1	04/14/17	DD	SW8270D (SIM)
Acenaphthene	ND	0.05	ug/L	1	04/14/17	DD	SW8270D (SIM)
Acenaphthylene	ND	0.05	ug/L	1	04/14/17	DD	SW8270D (SIM)
Anthracene	ND	0.05	ug/L	1	04/14/17	DD	SW8270D (SIM)
Benz(a)anthracene	ND	0.05	ug/L	1	04/14/17	DD	SW8270D (SIM)
Benzo(a)pyrene	ND	0.05	ug/L	1	04/14/17	DD	SW8270D (SIM)
Benzo(b)fluoranthene	ND	0.05	ug/L	1	04/14/17	DD	SW8270D (SIM)

Ver 1

Project ID: GREENWICH HS
Client ID: MW-35-20170411-1

Phoenix I.D.: BY03252

Parameter	Result	RL/ PQL	Units	Dilution	Date/Time	By	Reference
Benzo(ghi)perylene	ND	0.05	ug/L	1	04/14/17	DD	SW8270D (SIM)
Benzo(k)fluoranthene	ND	0.05	ug/L	1	04/14/17	DD	SW8270D (SIM)
Chrysene	ND	0.05	ug/L	1	04/14/17	DD	SW8270D (SIM)
Dibenz(a,h)anthracene	ND	0.01	ug/L	1	04/14/17	DD	SW8270D (SIM)
Fluoranthene	ND	0.05	ug/L	1	04/14/17	DD	SW8270D (SIM)
Fluorene	ND	0.05	ug/L	1	04/14/17	DD	SW8270D (SIM)
Indeno(1,2,3-cd)pyrene	ND	0.05	ug/L	1	04/14/17	DD	SW8270D (SIM)
Naphthalene	ND	0.10	ug/L	1	04/14/17	DD	SW8270D (SIM)
Phenanthrene	ND	0.05	ug/L	1	04/14/17	DD	SW8270D (SIM)
Pyrene	ND	0.05	ug/L	1	04/14/17	DD	SW8270D (SIM)
QA/QC Surrogates							
% 2-Fluorobiphenyl	58		%	1	04/14/17	DD	30 - 130 %
% Nitrobenzene-d5	54		%	1	04/14/17	DD	30 - 130 %
% Terphenyl-d14	75		%	1	04/14/17	DD	30 - 130 %

RL/PQL=Reporting/Practical Quantitation Level ND=Not Detected BRL=Below Reporting Level
QA/QC Surrogates: Surrogates are compounds (preceeded with a %) added by the lab to determine analysis efficiency. Surrogate results(%) listed in the report are not "detected" compounds.

Comments:

If there are any questions regarding this data, please call Phoenix Client Services at extension 200.
This report must not be reproduced except in full as defined by the attached chain of custody.

Phyllis Shiller, Laboratory Director
April 19, 2017
Reviewed and Released by: Maryam Taylor, Project Manager

Environmental Laboratories, Inc.
587 East Middle Turnpike, P.O.Box 370, Manchester, CT 06045
Tel. (860) 645-1102 Fax (860) 645-0823

Analysis Report

April 19, 2017

FOR: Attn: Matt Rood
AECOM
500 Enterprise Dr Suite 1A
Rocky Hill CT 06067

Sample Information		Custody Information		Date	Time
Matrix:	GROUND WATER	Collected by:		04/12/17	10:48
Location Code:	AECOM-CT	Received by:	SW	04/12/17	16:22
Rush Request:	Standard	Analyzed by:	see "By" below		
P.O.#:	88128				

Laboratory Data

SDG ID: GBY03251
Phoenix ID: BY03253

Project ID: GREENWICH HS
Client ID: MW-Y15-20170412-1

Parameter	Result	RL/ PQL	Units	Dilution	Date/Time	By	Reference
Silver	< 0.001	0.001	mg/L	1	04/14/17	LK	SW6010C
Arsenic	< 0.004	0.004	mg/L	1	04/14/17	LK	SW6010C
Barium	0.490	0.002	mg/L	1	04/14/17	LK	SW6010C
Beryllium	< 0.001	0.001	mg/L	1	04/14/17	LK	SW6010C
Cadmium	< 0.001	0.001	mg/L	1	04/14/17	LK	SW6010C
Chromium	0.002	0.001	mg/L	1	04/14/17	LK	SW6010C
Copper	< 0.005	0.005	mg/L	1	04/14/17	LK	SW6010C
Mercury	< 0.0002	0.0002	mg/L	1	04/14/17	RS	SW7470A
Nickel	0.004	0.001	mg/L	1	04/14/17	LK	SW6010C
Lead	0.004	0.002	mg/L	1	04/14/17	LK	SW6010C
Antimony	< 0.005	0.005	mg/L	1	04/14/17	LK	SW6010C
Selenium	< 0.010	0.010	mg/L	1	04/14/17	LK	SW6010C
Thallium	< 0.0005	0.0005	mg/L	1	04/14/17	LK	SW6020B
Vanadium	< 0.002	0.002	mg/L	1	04/14/17	LK	SW6010C
Zinc	0.008	0.002	mg/L	1	04/14/17	LK	SW6010C
Mercury Digestion	Completed				04/13/17	W/W	SW7470A
Semi-Volatile Extraction	Completed				04/13/17	P/D/I	SW3520C
Total Metals Digestion	Completed				04/13/17	AG	
Total Metals Digestion MS	Completed				04/12/17	AG	
Semivolatiles by SIM							
2-Methylnaphthalene	0.06	0.05	ug/L	1	04/14/17	DD	SW8270D (SIM)
Acenaphthene	0.35	0.05	ug/L	1	04/14/17	DD	SW8270D (SIM)
Acenaphthylene	ND	0.05	ug/L	1	04/14/17	DD	SW8270D (SIM)
Anthracene	0.08	0.05	ug/L	1	04/14/17	DD	SW8270D (SIM)
Benz(a)anthracene	ND	0.05	ug/L	1	04/14/17	DD	SW8270D (SIM)
Benzo(a)pyrene	ND	0.05	ug/L	1	04/14/17	DD	SW8270D (SIM)
Benzo(b)fluoranthene	ND	0.05	ug/L	1	04/14/17	DD	SW8270D (SIM)

Ver 1

Project ID: GREENWICH HS
Client ID: MW-Y15-20170412-1

Phoenix I.D.: BY03253

Parameter	Result	RL/ PQL	Units	Dilution	Date/Time	By	Reference
Benzo(ghi)perylene	ND	0.05	ug/L	1	04/14/17	DD	SW8270D (SIM)
Benzo(k)fluoranthene	ND	0.05	ug/L	1	04/14/17	DD	SW8270D (SIM)
Chrysene	ND	0.05	ug/L	1	04/14/17	DD	SW8270D (SIM)
Dibenz(a,h)anthracene	ND	0.01	ug/L	1	04/14/17	DD	SW8270D (SIM)
Fluoranthene	ND	0.05	ug/L	1	04/14/17	DD	SW8270D (SIM)
Fluorene	0.18	0.05	ug/L	1	04/14/17	DD	SW8270D (SIM)
Indeno(1,2,3-cd)pyrene	ND	0.05	ug/L	1	04/14/17	DD	SW8270D (SIM)
Naphthalene	ND	0.10	ug/L	1	04/14/17	DD	SW8270D (SIM)
Phenanthrene	ND	0.05	ug/L	1	04/14/17	DD	SW8270D (SIM)
Pyrene	ND	0.05	ug/L	1	04/14/17	DD	SW8270D (SIM)
QA/QC Surrogates							
% 2-Fluorobiphenyl	66		%	1	04/14/17	DD	30 - 130 %
% Nitrobenzene-d5	64		%	1	04/14/17	DD	30 - 130 %
% Terphenyl-d14	74		%	1	04/14/17	DD	30 - 130 %

RL/PQL=Reporting/Practical Quantitation Level ND=Not Detected BRL=Below Reporting Level
QA/QC Surrogates: Surrogates are compounds (preceeded with a %) added by the lab to determine analysis efficiency. Surrogate results(%) listed in the report are not "detected" compounds.

Comments:

If there are any questions regarding this data, please call Phoenix Client Services at extension 200.
This report must not be reproduced except in full as defined by the attached chain of custody.

Phyllis Shiller, Laboratory Director
April 19, 2017
Reviewed and Released by: Maryam Taylor, Project Manager

Environmental Laboratories, Inc.
587 East Middle Turnpike, P.O.Box 370, Manchester, CT 06045
Tel. (860) 645-1102 Fax (860) 645-0823

Analysis Report

April 19, 2017

FOR: Attn: Matt Rood
AECOM
500 Enterprise Dr Suite 1A
Rocky Hill CT 06067

Sample Information		Custody Information		Date	Time
Matrix:	GROUND WATER	Collected by:		04/12/17	11:22
Location Code:	AECOM-CT	Received by:	SW	04/12/17	16:22
Rush Request:	Standard	Analyzed by:	see "By" below		
P.O.#:	88128				

Laboratory Data

SDG ID: GBY03251
Phoenix ID: BY03254

Project ID: GREENWICH HS
Client ID: MW-AG30-20170412-1

Parameter	Result	RL/ PQL	Units	Dilution	Date/Time	By	Reference
Silver	< 0.001	0.001	mg/L	1	04/14/17	LK	SW6010C
Arsenic	< 0.004	0.004	mg/L	1	04/14/17	LK	SW6010C
Barium	0.523	0.002	mg/L	1	04/14/17	LK	SW6010C
Beryllium	0.002	0.001	mg/L	1	04/14/17	LK	SW6010C
Cadmium	0.002	0.001	mg/L	1	04/14/17	LK	SW6010C
Chromium	0.033	0.001	mg/L	1	04/14/17	LK	SW6010C
Copper	0.029	0.005	mg/L	1	04/14/17	LK	SW6010C
Mercury	< 0.0002	0.0002	mg/L	1	04/14/17	RS	SW7470A
Nickel	0.019	0.001	mg/L	1	04/14/17	LK	SW6010C
Lead	0.013	0.002	mg/L	1	04/14/17	LK	SW6010C
Antimony	< 0.005	0.005	mg/L	1	04/14/17	LK	SW6010C
Selenium	< 0.010	0.010	mg/L	1	04/14/17	LK	SW6010C
Thallium	< 0.0005	0.0005	mg/L	1	04/14/17	LK	SW6020B
Vanadium	0.042	0.002	mg/L	1	04/14/17	LK	SW6010C
Zinc	0.079	0.002	mg/L	1	04/14/17	LK	SW6010C
Mercury Digestion	Completed				04/13/17	W/W	SW7470A
Semi-Volatile Extraction	Completed				04/13/17	P/D/I	SW3520C
Total Metals Digestion	Completed				04/13/17	AG	
Total Metals Digestion MS	Completed				04/12/17	AG	
Semivolatiles by SIM							
2-Methylnaphthalene	ND	0.05	ug/L	1	04/14/17	DD	SW8270D (SIM)
Acenaphthene	ND	0.05	ug/L	1	04/14/17	DD	SW8270D (SIM)
Acenaphthylene	ND	0.05	ug/L	1	04/14/17	DD	SW8270D (SIM)
Anthracene	ND	0.05	ug/L	1	04/14/17	DD	SW8270D (SIM)
Benz(a)anthracene	ND	0.05	ug/L	1	04/14/17	DD	SW8270D (SIM)
Benzo(a)pyrene	ND	0.05	ug/L	1	04/14/17	DD	SW8270D (SIM)
Benzo(b)fluoranthene	ND	0.05	ug/L	1	04/14/17	DD	SW8270D (SIM)

Project ID: GREENWICH HS
Client ID: MW-AG30-20170412-1

Phoenix I.D.: BY03254

Parameter	Result	RL/ PQL	Units	Dilution	Date/Time	By	Reference
Benzo(ghi)perylene	ND	0.05	ug/L	1	04/14/17	DD	SW8270D (SIM)
Benzo(k)fluoranthene	ND	0.05	ug/L	1	04/14/17	DD	SW8270D (SIM)
Chrysene	ND	0.05	ug/L	1	04/14/17	DD	SW8270D (SIM)
Dibenz(a,h)anthracene	ND	0.01	ug/L	1	04/14/17	DD	SW8270D (SIM)
Fluoranthene	ND	0.05	ug/L	1	04/14/17	DD	SW8270D (SIM)
Fluorene	ND	0.05	ug/L	1	04/14/17	DD	SW8270D (SIM)
Indeno(1,2,3-cd)pyrene	ND	0.05	ug/L	1	04/14/17	DD	SW8270D (SIM)
Naphthalene	ND	0.10	ug/L	1	04/14/17	DD	SW8270D (SIM)
Phenanthrene	ND	0.05	ug/L	1	04/14/17	DD	SW8270D (SIM)
Pyrene	ND	0.05	ug/L	1	04/14/17	DD	SW8270D (SIM)
QA/QC Surrogates							
% 2-Fluorobiphenyl	61		%	1	04/14/17	DD	30 - 130 %
% Nitrobenzene-d5	54		%	1	04/14/17	DD	30 - 130 %
% Terphenyl-d14	68		%	1	04/14/17	DD	30 - 130 %

RL/PQL=Reporting/Practical Quantitation Level ND=Not Detected BRL=Below Reporting Level
QA/QC Surrogates: Surrogates are compounds (preceeded with a %) added by the lab to determine analysis efficiency. Surrogate results(%) listed in the report are not "detected" compounds.

Comments:

If there are any questions regarding this data, please call Phoenix Client Services at extension 200.
This report must not be reproduced except in full as defined by the attached chain of custody.

Phyllis Shiller, Laboratory Director
April 19, 2017
Reviewed and Released by: Maryam Taylor, Project Manager

Environmental Laboratories, Inc.
587 East Middle Turnpike, P.O.Box 370, Manchester, CT 06045
Tel. (860) 645-1102 Fax (860) 645-0823

Analysis Report

April 19, 2017

FOR: Attn: Matt Rood
AECOM
500 Enterprise Dr Suite 1A
Rocky Hill CT 06067

Sample Information		Custody Information		Date	Time
Matrix:	GROUND WATER	Collected by:		04/12/17	13:03
Location Code:	AECOM-CT	Received by:	SW	04/12/17	16:22
Rush Request:	Standard	Analyzed by:	see "By" below		
P.O.#:	88128				

Laboratory Data

SDG ID: GBY03251
Phoenix ID: BY03255

Project ID: GREENWICH HS
Client ID: MW-AH16R-20170412-1

Parameter	Result	RL/ PQL	Units	Dilution	Date/Time	By	Reference
Silver	< 0.001	0.001	mg/L	1	04/14/17	LK	SW6010C
Arsenic	< 0.004	0.004	mg/L	1	04/14/17	LK	SW6010C
Barium	0.996	0.002	mg/L	1	04/14/17	LK	SW6010C
Beryllium	< 0.001	0.001	mg/L	1	04/14/17	LK	SW6010C
Cadmium	< 0.001	0.001	mg/L	1	04/14/17	LK	SW6010C
Chromium	0.003	0.001	mg/L	1	04/14/17	LK	SW6010C
Copper	< 0.005	0.005	mg/L	1	04/14/17	LK	SW6010C
Mercury	< 0.0002	0.0002	mg/L	1	04/14/17	RS	SW7470A
Nickel	0.003	0.001	mg/L	1	04/14/17	LK	SW6010C
Lead	< 0.002	0.002	mg/L	1	04/14/17	LK	SW6010C
Antimony	< 0.005	0.005	mg/L	1	04/14/17	LK	SW6010C
Selenium	< 0.010	0.010	mg/L	1	04/14/17	MA	SW6010C
Thallium	< 0.0005	0.0005	mg/L	1	04/14/17	LK	SW6020B
Vanadium	0.007	0.002	mg/L	1	04/14/17	LK	SW6010C
Zinc	0.027	0.002	mg/L	1	04/14/17	LK	SW6010C
Mercury Digestion	Completed				04/13/17	W/W	SW7470A
Semi-Volatile Extraction	Completed				04/13/17	P/D/I	SW3520C
Total Metals Digestion	Completed				04/13/17	AG	
Total Metals Digestion MS	Completed				04/12/17	AG	
Semivolatiles by SIM							
2-Methylnaphthalene	3.4	0.05	ug/L	1	04/14/17	DD	SW8270D (SIM)
Acenaphthene	0.46	0.05	ug/L	1	04/14/17	DD	SW8270D (SIM)
Acenaphthylene	ND	0.05	ug/L	1	04/14/17	DD	SW8270D (SIM)
Anthracene	0.23	0.05	ug/L	1	04/14/17	DD	SW8270D (SIM)
Benz(a)anthracene	ND	0.05	ug/L	1	04/14/17	DD	SW8270D (SIM)
Benzo(a)pyrene	ND	0.05	ug/L	1	04/14/17	DD	SW8270D (SIM)
Benzo(b)fluoranthene	ND	0.05	ug/L	1	04/14/17	DD	SW8270D (SIM)

Project ID: GREENWICH HS
Client ID: MW-AH16R-20170412-1

Phoenix I.D.: BY03255

Parameter	Result	RL/ PQL	Units	Dilution	Date/Time	By	Reference
Benzo(ghi)perylene	ND	0.05	ug/L	1	04/14/17	DD	SW8270D (SIM)
Benzo(k)fluoranthene	ND	0.05	ug/L	1	04/14/17	DD	SW8270D (SIM)
Chrysene	ND	0.05	ug/L	1	04/14/17	DD	SW8270D (SIM)
Dibenz(a,h)anthracene	ND	0.01	ug/L	1	04/14/17	DD	SW8270D (SIM)
Fluoranthene	0.11	0.05	ug/L	1	04/14/17	DD	SW8270D (SIM)
Fluorene	0.27	0.05	ug/L	1	04/14/17	DD	SW8270D (SIM)
Indeno(1,2,3-cd)pyrene	ND	0.05	ug/L	1	04/14/17	DD	SW8270D (SIM)
Naphthalene	5.5	0.10	ug/L	1	04/14/17	DD	SW8270D (SIM)
Phenanthrene	0.45	0.05	ug/L	1	04/14/17	DD	SW8270D (SIM)
Pyrene	ND	0.05	ug/L	1	04/14/17	DD	SW8270D (SIM)
QA/QC Surrogates							
% 2-Fluorobiphenyl	33		%	1	04/14/17	DD	30 - 130 %
% Nitrobenzene-d5	77		%	1	04/14/17	DD	30 - 130 %
% Terphenyl-d14	75		%	1	04/14/17	DD	30 - 130 %

RL/PQL=Reporting/Practical Quantitation Level ND=Not Detected BRL=Below Reporting Level
QA/QC Surrogates: Surrogates are compounds (preceeded with a %) added by the lab to determine analysis efficiency. Surrogate results(%) listed in the report are not "detected" compounds.

Comments:

If there are any questions regarding this data, please call Phoenix Client Services at extension 200.
This report must not be reproduced except in full as defined by the attached chain of custody.

Phyllis Shiller, Laboratory Director
April 19, 2017
Reviewed and Released by: Maryam Taylor, Project Manager

Environmental Laboratories, Inc.
587 East Middle Turnpike, P.O.Box 370, Manchester, CT 06045
Tel. (860) 645-1102 Fax (860) 645-0823

QA/QC Report

April 19, 2017

QA/QC Data

SDG I.D.: GBY03251

Parameter	Blank	Blk RL	Sample Result	Dup Result	Dup RPD	LCS %	LCSD %	LCS RPD	MS %	MSD %	MS RPD	% Rec Limits	% RPD Limits
QA/QC Batch 382758 (mg/L), QC Sample No: BY03251 (BY03251, BY03252, BY03253, BY03254, BY03255)													
ICP Metals - Aqueous													
Antimony	BRL	0.005	<0.005	<0.005	NC	101			108			75 - 125	20
Arsenic	BRL	0.004	<0.004	<0.004	NC	96.6			102			75 - 125	20
Barium	BRL	0.002	0.043	0.042	2.40	102			105			75 - 125	20
Beryllium	BRL	0.001	<0.001	<0.001	NC	100			104			75 - 125	20
Cadmium	BRL	0.001	<0.001	<0.001	NC	99.8			99.8			75 - 125	20
Chromium	BRL	0.001	<0.001	0.001	NC	96.7			101			75 - 125	20
Copper	BRL	0.005	<0.005	<0.005	NC	97.6			103			75 - 125	20
Lead	BRL	0.002	<0.002	<0.002	NC	98.0			100			75 - 125	20
Nickel	BRL	0.001	<0.001	<0.001	NC	101			103			75 - 125	20
Selenium	BRL	0.010	<0.010	<0.010	NC	96.7			99.3			75 - 125	20
Silver	BRL	0.001	<0.001	<0.001	NC	94.2			99.8			75 - 125	20
Vanadium	BRL	0.002	<0.002	<0.002	NC	96.5			101			75 - 125	20
Zinc	BRL	0.002	<0.002	<0.002	NC	93.0			104			75 - 125	20
QA/QC Batch 382505 (mg/L), QC Sample No: BY03251 (BY03251, BY03252, BY03253, BY03254, BY03255)													
ICP MS Metals - Aqueous													
Thallium	BRL	0.0006	<0.0005	<0.0006	NC	99.2			95.8			75 - 125	20
QA/QC Batch 382552 (mg/L), QC Sample No: BY03251 (BY03251, BY03252, BY03253, BY03254, BY03255)													
Mercury - Water	BRL	0.0002	<0.0002	<0.0002	NC	88.7			86.4			70 - 130	20

Comment:

Additional Mercury criteria: LCS acceptance range for waters is 80-120% and for soils is 70-130%. MS acceptance range is 75-125%.

Environmental Laboratories, Inc.
587 East Middle Turnpike, P.O.Box 370, Manchester, CT 06045
Tel. (860) 645-1102 Fax (860) 645-0823

QA/QC Report

April 19, 2017

QA/QC Data

SDG I.D.: GBY03251

Parameter	Blank	Blk RL	LCS %	LCSD %	LCS RPD	MS %	MSD %	MS RPD	% Rec Limits	% RPD Limits	
QA/QC Batch 382746 (ug/L), QC Sample No: BY03251 (BY03251, BY03252, BY03253, BY03254, BY03255)											
Semivolatiles by SIM - Ground Water											
2-Methylnaphthalene	ND	0.05	76	72	5.4	73	61	17.9	30 - 130	20	
Acenaphthene	ND	0.05	81	78	3.8	76	63	18.7	30 - 130	20	
Acenaphthylene	ND	0.04	83	79	4.9	72	61	16.5	30 - 130	20	
Anthracene	ND	0.02	87	85	2.3	76	65	15.6	30 - 130	20	
Benz(a)anthracene	ND	0.02	80	78	2.5	77	63	20.0	30 - 130	20	
Benzo(a)pyrene	ND	0.02	80	78	2.5	66	51	25.6	30 - 130	20	r
Benzo(b)fluoranthene	ND	0.02	80	82	2.5	78	62	22.9	30 - 130	20	r
Benzo(ghi)perylene	ND	0.02	93	92	1.1	75	58	25.6	30 - 130	20	r
Benzo(k)fluoranthene	ND	0.02	85	80	6.1	76	59	25.2	30 - 130	20	r
Chrysene	ND	0.02	78	75	3.9	83	67	21.3	30 - 130	20	r
Dibenz(a,h)anthracene	ND	0.01	96	95	1.0	82	61	29.4	30 - 130	20	r
Fluoranthene	ND	0.04	88	86	2.3	81	70	14.6	30 - 130	20	
Fluorene	ND	0.05	84	82	2.4	79	67	16.4	30 - 130	20	
Indeno(1,2,3-cd)pyrene	ND	0.02	93	93	0.0	77	58	28.1	30 - 130	20	r
Naphthalene	ND	0.05	68	64	6.1	56	47	17.5	30 - 130	20	
Phenanthrene	ND	0.05	79	78	1.3	76	66	14.1	30 - 130	20	
Pyrene	ND	0.02	90	87	3.4	83	71	15.6	30 - 130	20	
% 2-Fluorobiphenyl	66	%	71	70	1.4	68	56	19.4	30 - 130	20	
% Nitrobenzene-d5	67	%	69	66	4.4	60	49	20.2	30 - 130	20	
% Terphenyl-d14	91	%	94	92	2.2	84	68	21.1	30 - 130	20	r

Comment:

Additional 8270 criteria:20% of compounds can be outside of acceptance criteria as long as recovery is at least 10%. (Acid surrogates acceptance range for aqueous samples: 15-110%, for soils 30-130%)

r = This parameter is outside laboratory RPD specified recovery limits.

If there are any questions regarding this data, please call Phoenix Client Services at extension 200.

RPD - Relative Percent Difference
LCS - Laboratory Control Sample
LCSD - Laboratory Control Sample Duplicate
MS - Matrix Spike
MS Dup - Matrix Spike Duplicate
NC - No Criteria
Intf - Interference

Phyllis Shiller, Laboratory Director
April 19, 2017

Wednesday, April 19, 2017

Criteria: CT: GWP, SWP

State: CT

Sample Criteria Exceedances Report

GBY03251 - AECOM-CT

SampNo	Acode	Phoenix Analyte	Criteria	Result	RL	Criteria	RL Criteria	Analysis Units
BY03255	$8100CTSIMR	Phenanthrene	CT / SEMIVOLATILE ORGANIC COMP / SWPC (µg/L)	0.45	0.05	0.3	0.3	ug/L

Phoenix Laboratories does not assume responsibility for the data contained in this report. It is provided as an additional tool to identify requested criteria exceedences. All efforts are made to ensure the accuracy of the data (obtained from appropriate agencies). A lack of exceedence information does not necessarily suggest conformance to the criteria. It is ultimately the site professional's responsibility to determine appropriate compliance.

REASONABLE CONFIDENCE PROTOCOL
LABORATORY ANALYSIS QA/QC CERTIFICATION FORM

Laboratory Name: Phoenix Environmental Labs, Inc. ***Client:*** AECOM

Project Location: GREENWICH HS ***Project Number:***

Laboratory Sample ID(s): BY03251-BY03255 ***Sampling Date(s):*** 4/11/2017, 4/12/2017

List RCP Methods Used (e.g., 8260, 8270, et cetera) 6010, 7470/7471, 8270

1	**For each analytical method referenced in this laboratory report package, were all specified QA/QC performance criteria followed, including the requirement to explain any criteria falling outside of acceptable guidelines, as specified in the CT DEP method-specific Reasonable Confidence Protocol documents?**	☑ Yes ☐ No
1A	**Were the method specified preservation and holding time requirements met?**	☑ Yes ☐ No
1B	***VPH and EPH methods only:*** **Was the VPH or EPH method conducted without significant modifications (see section 11.3 of respective RCP methods)**	☐ Yes ☐ No ☑ NA
2	**Were all samples received by the laboratory in a condition consistent with that described on the associated Chain-of-Custody document(s)?**	☑ Yes ☐ No
3	**Were samples received at an appropriate temperature (< 6 Degrees C)?**	☑ Yes ☐ No ☐ NA
4	**Were all QA/QC performance criteria specified in the Reasonable Confidence Protocol documents acheived? See Section: SVOASIM Narration.**	☐ Yes ☑ No
5	**a) Were reporting limits specified or referenced on the chain-of-custody?** **b) Were these reporting limits met?**	☑ Yes ☐ No ☑ Yes ☐ No
6	**For each analytical method referenced in this laboratory report package, were results reported for all constituents identified in the method-specific analyte lists presented in the Reasonable Confidence Protocol documents?**	☐ Yes ☑ No
7	**Are project-specific matrix spikes and laboratory duplicates included in the data set?**	☑ Yes ☐ No

Notes: For all questions to which the response was "No" (with the exception of question #7), additional information must be provided in an attached narrative. If the answer to question #1, #1A or 1B is "No", the data package does not meet the requirements for "Reasonable Confidence". This form may not be altered and all questions must be answered.

I, the undersigned, attest under the pains and penalties of perjury that, to the best of my knowledge and belief and based upon my personal inquiry of those responsible for providing the information contained in this analytical report, such information is accurate and complete.

Authorized Signature: Maylor **Position:** Project Manager

Printed Name: Maryam Taylor **Date:** Wednesday, April 19, 2017

Name of Laboratory Phoenix Environmental Labs, Inc.

This certification form is to be used for RCP methods only.

Environmental Laboratories, Inc.
587 East Middle Turnpike, P.O.Box 370, Manchester, CT 06045
Tel. (860) 645-1102 Fax (860) 645-0823

NY # 11301

RCP Certification Report

April 19, 2017

SDG I.D.: GBY03251

SDG Comments

8270 Semi-volatile Organics:
Only the PAH constituents are reported as requested on the chain-of-custody. In order to achieve the requested reporting levels for the target compounds, the sample was extracted and analyzed via 8270 selective ion monitoring (SIM).

Mercury Narration

Were all QA/QC performance criteria specified in the analytical method achieved? Yes.

Instrument:

MERLIN 04/14/17 07:58 Rick Schweitzer, Chemist 04/14/17

BY03251, BY03252, BY03253, BY03254, BY03255

The method preparation blank contains all of the acids and reagents as the samples; the instrument blanks do not.
The initial calibration met all criteria including a standard run at or below the reporting level.
All calibration verification standards (ICV, CCV) met criteria.
All calibration blank verification standards (ICB, CCB) met criteria.
The matrix spike sample is used to identify spectral interference for each batch of samples, if within 85-115%, no interference is observed and no further action is taken.
The following Initial Calibration Verification (ICV) compounds did not meet criteria: None.
The following Continuing Calibration Verification (CCV) compounds did not meet criteria: None.

QC (Site Specific):

Batch 382552 (BY03251)

BY03251, BY03252, BY03253, BY03254, BY03255

All LCS recoveries were within 70 - 130 with the following exceptions: None.
All MS recoveries were within 75 - 125 with the following exceptions: None.
Additional Mercury criteria: LCS acceptance range for waters is 80-120% and for soils is 70-130%. MS acceptance range is 75-125%.

ICP Metals Narration

Were all QA/QC performance criteria specified in the analytical method achieved? Yes.

Instrument:

BLUE 04/14/17 18:38 Laura Kinnin, Mike Arsenault, Chemist 04/14/17

BY03251, BY03252, BY03253, BY03254, BY03255

The initial calibration met criteria.
The continuing calibration standards met criteria for all the elements reported. The linear range is defined daily by the calibration range.
The continuing calibration blanks were less than the reporting level for the elements reported.
The ICSA and ICSAB were analyzed at the beginning and end of the run and were within criteria.The linear range is defined daily by the calibration range.
The following Initial Calibration Verification (ICV) compounds did not meet criteria: None.
The following Continuing Calibration Verification (CCV) compounds did not meet criteria: None.
The following ICP Interference Check (ICSAB) compounds did not meet criteria: None.

BLUE 04/17/17 09:37 Laura Kinnin, Chemist 04/17/17

BY03251

The initial calibration met criteria.

Environmental Laboratories, Inc.
587 East Middle Turnpike, P.O.Box 370, Manchester, CT 06045
Tel. (860) 645-1102 Fax (860) 645-0823

NY # 11301

Certification Report

April 19, 2017

SDG I.D.: GBY03251

ICP Metals Narration

The continuing calibration standards met criteria for all the elements reported. The linear range is defined daily by the calibration range.
The continuing calibration blanks were less than the reporting level for the elements reported.
The ICSA and ICSAB were analyzed at the beginning and end of the run and were within criteria.The linear range is defined daily by the calibration range.
The following Initial Calibration Verification (ICV) compounds did not meet criteria: None.
The following Continuing Calibration Verification (CCV) compounds did not meet criteria: None.
The following ICP Interference Check (ICSAB) compounds did not meet criteria: None.

QC (Site Specific):

Batch 382758 (BY03251)

BY03251, BY03252, BY03253, BY03254, BY03255

All LCS recoveries were within 75 - 125 with the following exceptions: None.
All MS recoveries were within 75 - 125 with the following exceptions: None.

ICP Metals Narration

Were all QA/QC performance criteria specified in the analytical method achieved? Yes.

Instrument:

ICPMS 04/14/17 12:50 Laura Kinnin, Chemist 04/14/17

BY03251, BY03252, BY03253, BY03254, BY03255

The linear range is defined daily by the calibration range.
The following Initial Calibration Verification (ICV) compounds did not meet criteria: None.
The following Continuing Calibration Verification (CCV) compounds did not meet criteria: None.

QC (Site Specific):

Batch 382505 (BY03251)

BY03251, BY03252, BY03253, BY03254, BY03255

All LCS recoveries were within 75 - 125 with the following exceptions: None.
All MS recoveries were within 75 - 125 with the following exceptions: None.

SVOASIM Narration

Were all QA/QC performance criteria specified in the Reasonable Confidence Protocol documents achieved? No.

QC Batch 382746 (Samples: BY03251, BY03252, BY03253, BY03254, BY03255): -----

The MS/MSD RPD exceeds the method criteria for one or more analytes, therefore there may be variability in the reported result. (Benzo(a)pyrene, Benzo(b)fluoranthene, Benzo(ghi)perylene, Benzo(k)fluoranthene, Chrysene, Dibenz(a,h)anthracene, Indeno(1,2,3-cd)pyrene)

The MS/MSD RPD exceeds the method criteria for one or more surrogates. Both recoveries are within limits. No significant bias is suspected. (% Terphenyl-d14)

Instrument:

CHEM07 04/14/17-1 Damien Drobinski, Chemist 04/14/17

Environmental Laboratories, Inc.
587 East Middle Turnpike, P.O.Box 370, Manchester, CT 06045
Tel. (860) 645-1102 Fax (860) 645-0823

NY # 11301

RCP Certification Report

April 19, 2017

SDG I.D.: GBY03251

SVOASIM Narration

BY03251, BY03252, BY03253, BY03254, BY03255

Initial Calibration Verification (CHEM07/SIM_0406):
96% of target compounds met criteria.
The following compounds had %RSDs >20%: None.
The following compounds did not meet recommended response factors: None.
The following compounds did not meet a minimum response factors: None.

Continuing Calibration Verification (CHEM07/0414_09-SIM_0406):
Internal standard areas were within 50 to 200% of the initial calibration with the following exceptions: None.
100% of target compounds met criteria.
The following compounds did not meet % deviation criteria: None.
The following compounds did not meet maximum % deviations: None.
The following compounds did not meet recommended response factors: None.
The following compounds did not meet minimum response factors: None.

QC (Site Specific):

Batch 382746 (BY03251)

BY03251, BY03252, BY03253, BY03254, BY03255

All LCS recoveries were within 30 - 130 with the following exceptions: None.
All LCSD recoveries were within 30 - 130 with the following exceptions: None.
All LCS/LCSD RPDs were less than 20% with the following exceptions: None.
All MS recoveries were within 30 - 130 with the following exceptions: None.
All MSD recoveries were within 30 - 130 with the following exceptions: None.
All MS/MSD RPDs were less than 20% with the following exceptions: % Terphenyl-d14(21.1%), Benzo(a)pyrene(25.6%), Benzo(b)fluoranthene(22.9%), Benzo(ghi)perylene(25.6%), Benzo(k)fluoranthene(25.2%), Chrysene(21.3%), Dibenz(a,h)anthracene(29.4%), Indeno(1,2,3-cd)pyrene(28.1%)
Additional 8270 criteria:20% of compounds can be outside of acceptance criteria as long as recovery is at least 10%. (Acid surrogates acceptance range for aqueous samples: 15-110%, for soils 30-130%)

Temperature Narration

The samples were received at 3.2C with cooling initiated.
(Note acceptance criteria is above freezing up to 6°C)

Cooler: Yes [X] No [ ]
Coolant: IPK [ ] ICE [X] No [ ]

PHOENIX
Environmental Laboratories, Inc.

CHAIN OF CUSTODY RECORD

587 East Middle Turnpike, P.O. Box 370, Manchester, CT 06040
Email: info@phoenixlabs.com Fax (860) 645-0823
Client Services (860) 645-8726

Temp 3.2°C Pg 1 of 1

Data Delivery:
[ ] Fax #:
[X] Email: Matthew.rood@aecom.com

Customer: AECOM
Address: 500 enterprise dr Suite 1A
Rocky Hill CT

Project: Greenwich HS
Report to: Matt Rood
Invoice to: Matt Rood
Phone #: 860 263 5800
Fax #:

Project P.O: PO 88128

This section MUST be completed with Bottle Quantities.

Client Sample - Information - Identification

Sampler's Signature: [signature] Date: 4/12/17

Matrix Code:
DW=Drinking Water **GW**=Ground Water **SW**=Surface Water **WW**=Waste Water
RW=Raw Water **SE**=Sediment **SL**=Sludge **S**=Soil **SD**=Solid **W**=Wipe
OIL=Oil **B**=Bulk **L**=Liquid

Analysis Request

PHOENIX USE ONLY SAMPLE #	Customer Sample Identification	Sample Matrix	Date Sampled	Time Sampled	RSR Metals	PAHs - SIM	Soil VOA Vials [ ] methanol [ ] H2O	GL Soil container ( ) oz ( ) oz	40 ml VOA Vial [ ] As is [ ] HCl	GL Amber 1000ml [X] As is [ ] H2SO4	PL As is [ ] 250ml [ ] 500ml [ ] 1000ml	PL H2SO4 [ ] 250ml [ ] 500ml [ ] 500ml	PL HNO3 250ml	PL NaOH 250ml	Bacteria (as is)	Bacteria (w/thio)	
03251	MW-28-20170411-1	GW	4/11/17	1650	X	X				6			3				MS/MSD
03252	MW-35-20170411H	GW	4/11/17	1554	X	X				2			1				
03253	MW-415-20170412-1	GW	4/12/17	1048	X	X				2			1				
03254	MW-AG30-20170412-1	GW	4/12/17	1122	X	X				2			1				
03255	MW-AH16R-20170412-1	GW	4/12/17	1303	X	X				2			1				

Relinquished by:	Accepted by:	Date:	Time:
[signature]	[signature]	4/12/17	12:30
[signature]	[signature]	4/13/17	10:22

Comments, Special Requirements or Regulations:
Sample MW-28 is MSMSD
All GWPC + SWPC must be met for reporting limits
~~Municipality is a~~ Client is municipality
DO NOT include tax on invoices

Turnaround:
[ ] 1 Day*
[ ] 2 Days*
[ ] 3 Days*
[X] Standard
[ ] Other
* SURCHARGE APPLIES

RI
[ ] Direct Exposure (Residential)
[ ] GW
[ ] Other

CT
[X] RCP Cert
[X] GW Protection
[X] SW Protection
[ ] GA Mobility
[ ] GB Mobility
[ ] Residential DEC
[ ] I/C DEC
[ ] Other

MA
[ ] MCP Certification
[ ] GW-1
[ ] GW-2
[ ] GW-3
[ ] S-1
[ ] S-2
[ ] S-3
[ ] MWRA eSMART
[ ] Other

State where samples were collected: CT

Data Format
[X] Excel
[X] PDF
[ ] GIS/Key
[X] EQuIS
[ ] Other

Data Package
[ ] Tier II Checklist
[ ] Full Data Package*
[ ] Phoenix Std Report
[ ] Other
* SURCHARGE APPLIES

Wednesday, August 23, 2017

Attn: Mr. Matt Rood
AECOM
500 Enterprise Dr Suite 1A
Rocky Hill CT 06067

Project ID: GREENWICH HIGH SCHOOL
Sample ID#s: BY85227 - BY85233

This laboratory is in compliance with the NELAC requirements of procedures used except where indicated.

This report contains results for the parameters tested, under the sampling conditions described on the Chain Of Custody, as received by the laboratory. This report is incomplete unless all pages indicated in the pagination at the bottom of the page are included.

A scanned version of the COC form accompanies the analytical report and is an exact duplicate of the original.

If you have any questions concerning this testing, please do not hesitate to contact Phoenix Client Services at ext. 200.

Sincerely yours,

Phyllis Shiller
Laboratory Director

NELAC - #NY11301
CT Lab Registration #PH-0618
MA Lab Registration #M-CT007
ME Lab Registration #CT-007
NH Lab Registration #213693-A,B
NJ Lab Registration #CT-003
NY Lab Registration #11301
PA Lab Registration #68-03530
RI Lab Registration #63
VT Lab Registration #VT11301

Environmental Laboratories, Inc.
587 East Middle Turnpike, P.O.Box 370, Manchester, CT 06045
Tel. (860) 645-1102 Fax (860) 645-0823

Analysis Report

August 23, 2017

FOR: Attn: Mr. Matt Rood
AECOM
500 Enterprise Dr Suite 1A
Rocky Hill CT 06067

Sample Information		Custody Information		Date	Time
Matrix:	GROUND WATER	Collected by:		08/15/17	9:55
Location Code:	AECOM-CT	Received by:	LB	08/16/17	15:39
Rush Request:	Standard	Analyzed by:	see "By" below		
P.O.#:	60432356 0800.3				

Laboratory Data

SDG ID: GBY85227
Phoenix ID: BY85227

Project ID: GREENWICH HIGH SCHOOL
Client ID: MW-P7-081517-1

Parameter	Result	RL/ PQL	Units	Dilution	Date/Time	By	Reference
Silver	< 0.001	0.001	mg/L	1	08/17/17	LK	SW6010C
Arsenic	< 0.004	0.004	mg/L	1	08/17/17	LK	SW6010C
Barium	0.148	0.002	mg/L	1	08/17/17	LK	SW6010C
Beryllium	< 0.001	0.001	mg/L	1	08/17/17	LK	SW6010C
Cadmium	< 0.001	0.001	mg/L	1	08/17/17	LK	SW6010C
Chromium	< 0.001	0.001	mg/L	1	08/17/17	LK	SW6010C
Copper	< 0.005	0.005	mg/L	1	08/17/17	LK	SW6010C
Mercury	< 0.0002	0.0002	mg/L	1	08/17/17	RS	SW7470A
Nickel	0.004	0.001	mg/L	1	08/17/17	LK	SW6010C
Lead	< 0.002	0.002	mg/L	1	08/17/17	LK	SW6010C
Antimony	< 0.005	0.005	mg/L	1	08/17/17	LK	SW6010C
Selenium	< 0.010	0.010	mg/L	1	08/17/17	LK	SW6010C
Thallium	< 0.001	0.001	mg/L	1	08/17/17	RS	SM3113B/SW7010-04
Vanadium	< 0.002	0.002	mg/L	1	08/17/17	LK	SW6010C
Zinc	0.003	0.002	mg/L	1	08/18/17	LK	SW6010C
Mercury Digestion	Completed				08/17/17	W/W	SW7470A
Semi-Volatile Extraction	Completed				08/16/17	P/UU	SW3520C
Total Metals Digestion	Completed				08/16/17	AG	
Semivolatiles by SIM							
2-Methylnaphthalene	ND	0.05	ug/L	1	08/18/17	DD	SW8270D (SIM)
Acenaphthene	ND	0.05	ug/L	1	08/18/17	DD	SW8270D (SIM)
Acenaphthylene	ND	0.05	ug/L	1	08/18/17	DD	SW8270D (SIM)
Anthracene	ND	0.05	ug/L	1	08/18/17	DD	SW8270D (SIM)
Benz(a)anthracene	ND	0.05	ug/L	1	08/18/17	DD	SW8270D (SIM)
Benzo(a)pyrene	ND	0.05	ug/L	1	08/18/17	DD	SW8270D (SIM)
Benzo(b)fluoranthene	ND	0.05	ug/L	1	08/18/17	DD	SW8270D (SIM)
Benzo(ghi)perylene	ND	0.05	ug/L	1	08/18/17	DD	SW8270D (SIM)

Ver 1

Project ID: GREENWICH HIGH SCHOOL
Client ID: MW-P7-081517-1

Phoenix I.D.: BY85227

Parameter	Result	RL/ PQL	Units	Dilution	Date/Time	By	Reference
Benzo(k)fluoranthene	ND	0.05	ug/L	1	08/18/17	DD	SW8270D (SIM)
Chrysene	ND	0.05	ug/L	1	08/18/17	DD	SW8270D (SIM)
Dibenz(a,h)anthracene	ND	0.01	ug/L	1	08/18/17	DD	SW8270D (SIM)
Fluoranthene	ND	0.05	ug/L	1	08/18/17	DD	SW8270D (SIM)
Fluorene	ND	0.05	ug/L	1	08/18/17	DD	SW8270D (SIM)
Indeno(1,2,3-cd)pyrene	ND	0.05	ug/L	1	08/18/17	DD	SW8270D (SIM)
Naphthalene	ND	0.11	ug/L	1	08/18/17	DD	SW8270D (SIM)
Phenanthrene	ND	0.05	ug/L	1	08/18/17	DD	SW8270D (SIM)
Pyrene	ND	0.05	ug/L	1	08/18/17	DD	SW8270D (SIM)
QA/QC Surrogates							
% 2-Fluorobiphenyl	46		%	1	08/18/17	DD	30 - 130 %
% Nitrobenzene-d5	49		%	1	08/18/17	DD	30 - 130 %
% Terphenyl-d14	67		%	1	08/18/17	DD	30 - 130 %

RL/PQL=Reporting/Practical Quantitation Level ND=Not Detected BRL=Below Reporting Level
QA/QC Surrogates: Surrogates are compounds (preceeded with a %) added by the lab to determine analysis efficiency. Surrogate results(%) listed in the report are not "detected" compounds.

Comments:

If there are any questions regarding this data, please call Phoenix Client Services.
This report must not be reproduced except in full as defined by the attached chain of custody.

Phyllis Shiller, Laboratory Director
August 23, 2017
Reviewed and Released by: Maryam Taylor, Project Manager

Environmental Laboratories, Inc.
587 East Middle Turnpike, P.O.Box 370, Manchester, CT 06045
Tel. (860) 645-1102 Fax (860) 645-0823

Analysis Report

August 23, 2017

FOR: Attn: Mr. Matt Rood
AECOM
500 Enterprise Dr Suite 1A
Rocky Hill CT 06067

Sample Information		Custody Information		Date	Time
Matrix:	GROUND WATER	Collected by:		08/15/17	12:30
Location Code:	AECOM-CT	Received by:	LB	08/16/17	15:39
Rush Request:	Standard	Analyzed by:	see "By" below		
P.O.#:	60432356 0800.3				

Laboratory Data

SDG ID: GBY85227
Phoenix ID: BY85228

Project ID: GREENWICH HIGH SCHOOL
Client ID: MW-S15-081517-1

Parameter	Result	RL/ PQL	Units	Dilution	Date/Time	By	Reference
Silver	< 0.001	0.001	mg/L	1	08/17/17	LK	SW6010C
Arsenic	< 0.004	0.004	mg/L	1	08/17/17	LK	SW6010C
Barium	0.145	0.002	mg/L	1	08/17/17	LK	SW6010C
Beryllium	< 0.001	0.001	mg/L	1	08/17/17	LK	SW6010C
Cadmium	< 0.001	0.001	mg/L	1	08/17/17	LK	SW6010C
Chromium	< 0.001	0.001	mg/L	1	08/18/17	LK	SW6010C
Copper	< 0.005	0.005	mg/L	1	08/17/17	LK	SW6010C
Mercury	< 0.0002	0.0002	mg/L	1	08/17/17	RS	SW7470A
Nickel	< 0.001	0.001	mg/L	1	08/17/17	LK	SW6010C
Lead	< 0.002	0.002	mg/L	1	08/17/17	LK	SW6010C
Antimony	< 0.005	0.005	mg/L	1	08/17/17	LK	SW6010C
Selenium	< 0.010	0.010	mg/L	1	08/17/17	LK	SW6010C
Thallium	< 0.001	0.001	mg/L	1	08/17/17	RS	SM3113B/SW7010-04
Vanadium	0.004	0.002	mg/L	1	08/17/17	LK	SW6010C
Zinc	< 0.002	0.002	mg/L	1	08/17/17	LK	SW6010C
Mercury Digestion	Completed				08/17/17	W/W	SW7470A
Semi-Volatile Extraction	Completed				08/16/17	P/UU	SW3520C
Total Metals Digestion	Completed				08/16/17	AG	
Semivolatiles by SIM							
2-Methylnaphthalene	ND	0.05	ug/L	1	08/21/17	DD	SW8270D (SIM)
Acenaphthene	ND	0.05	ug/L	1	08/21/17	DD	SW8270D (SIM)
Acenaphthylene	ND	0.05	ug/L	1	08/21/17	DD	SW8270D (SIM)
Anthracene	ND	0.05	ug/L	1	08/21/17	DD	SW8270D (SIM)
Benz(a)anthracene	ND	0.05	ug/L	1	08/21/17	DD	SW8270D (SIM)
Benzo(a)pyrene	ND	0.05	ug/L	1	08/21/17	DD	SW8270D (SIM)
Benzo(b)fluoranthene	ND	0.05	ug/L	1	08/21/17	DD	SW8270D (SIM)
Benzo(ghi)perylene	ND	0.05	ug/L	1	08/21/17	DD	SW8270D (SIM)

Project ID: GREENWICH HIGH SCHOOL
Client ID: MW-S15-081517-1

Phoenix I.D.: BY85228

Parameter	Result	RL/ PQL	Units	Dilution	Date/Time	By	Reference
Benzo(k)fluoranthene	ND	0.05	ug/L	1	08/21/17	DD	SW8270D (SIM)
Chrysene	ND	0.05	ug/L	1	08/21/17	DD	SW8270D (SIM)
Dibenz(a,h)anthracene	ND	0.01	ug/L	1	08/21/17	DD	SW8270D (SIM)
Fluoranthene	ND	0.05	ug/L	1	08/21/17	DD	SW8270D (SIM)
Fluorene	ND	0.05	ug/L	1	08/21/17	DD	SW8270D (SIM)
Indeno(1,2,3-cd)pyrene	ND	0.05	ug/L	1	08/21/17	DD	SW8270D (SIM)
Naphthalene	0.11	0.10	ug/L	1	08/21/17	DD	SW8270D (SIM)
Phenanthrene	ND	0.05	ug/L	1	08/21/17	DD	SW8270D (SIM)
Pyrene	ND	0.05	ug/L	1	08/21/17	DD	SW8270D (SIM)
QA/QC Surrogates							
% 2-Fluorobiphenyl	62		%	1	08/21/17	DD	30 - 130 %
% Nitrobenzene-d5	69		%	1	08/21/17	DD	30 - 130 %
% Terphenyl-d14	46		%	1	08/21/17	DD	30 - 130 %

RL/PQL=Reporting/Practical Quantitation Level ND=Not Detected BRL=Below Reporting Level
QA/QC Surrogates: Surrogates are compounds (preceeded with a %) added by the lab to determine analysis efficiency. Surrogate results(%) listed in the report are not "detected" compounds.

Comments:

If there are any questions regarding this data, please call Phoenix Client Services.
This report must not be reproduced except in full as defined by the attached chain of custody.

Phyllis Shiller, Laboratory Director
August 23, 2017
Reviewed and Released by: Maryam Taylor, Project Manager

Environmental Laboratories, Inc.
587 East Middle Turnpike, P.O.Box 370, Manchester, CT 06045
Tel. (860) 645-1102 Fax (860) 645-0823

Analysis Report

August 23, 2017

FOR: Attn: Mr. Matt Rood
AECOM
500 Enterprise Dr Suite 1A
Rocky Hill CT 06067

Sample Information		Custody Information		Date	Time
Matrix:	GROUND WATER	Collected by:		08/15/17	12:35
Location Code:	AECOM-CT	Received by:	LB	08/16/17	15:39
Rush Request:	Standard	Analyzed by:	see "By" below		
P.O.#:	60432356 0800.3				

Laboratory Data

SDG ID: GBY85227
Phoenix ID: BY85229

Project ID: GREENWICH HIGH SCHOOL
Client ID: MW-S15-081517-2

Parameter	Result	RL/ PQL	Units	Dilution	Date/Time	By	Reference
Silver	< 0.001	0.001	mg/L	1	08/17/17	LK	SW6010C
Arsenic	< 0.004	0.004	mg/L	1	08/17/17	LK	SW6010C
Barium	0.142	0.002	mg/L	1	08/17/17	LK	SW6010C
Beryllium	< 0.001	0.001	mg/L	1	08/17/17	LK	SW6010C
Cadmium	< 0.001	0.001	mg/L	1	08/17/17	LK	SW6010C
Chromium	< 0.001	0.001	mg/L	1	08/18/17	LK	SW6010C
Copper	< 0.005	0.005	mg/L	1	08/17/17	LK	SW6010C
Mercury	< 0.0002	0.0002	mg/L	1	08/17/17	RS	SW7470A
Nickel	0.003	0.001	mg/L	1	08/17/17	LK	SW6010C
Lead	< 0.002	0.002	mg/L	1	08/17/17	LK	SW6010C
Antimony	< 0.005	0.005	mg/L	1	08/17/17	LK	SW6010C
Selenium	< 0.010	0.010	mg/L	1	08/17/17	LK	SW6010C
Thallium	< 0.001	0.001	mg/L	1	08/17/17	RS	SM3113B/SW7010-04
Vanadium	0.003	0.002	mg/L	1	08/17/17	LK	SW6010C
Zinc	< 0.002	0.002	mg/L	1	08/17/17	LK	SW6010C
Mercury Digestion	Completed				08/17/17	W/W	SW7470A
Semi-Volatile Extraction	Completed				08/16/17	P/UU	SW3520C
Total Metals Digestion	Completed				08/16/17	AG	
Semivolatiles by SIM							
2-Methylnaphthalene	ND	0.05	ug/L	1	08/21/17	DD	SW8270D (SIM)
Acenaphthene	ND	0.05	ug/L	1	08/21/17	DD	SW8270D (SIM)
Acenaphthylene	ND	0.05	ug/L	1	08/21/17	DD	SW8270D (SIM)
Anthracene	ND	0.05	ug/L	1	08/21/17	DD	SW8270D (SIM)
Benz(a)anthracene	ND	0.05	ug/L	1	08/21/17	DD	SW8270D (SIM)
Benzo(a)pyrene	ND	0.05	ug/L	1	08/21/17	DD	SW8270D (SIM)
Benzo(b)fluoranthene	ND	0.05	ug/L	1	08/21/17	DD	SW8270D (SIM)
Benzo(ghi)perylene	ND	0.05	ug/L	1	08/21/17	DD	SW8270D (SIM)

Project ID: GREENWICH HIGH SCHOOL
Client ID: MW-S15-081517-2

Phoenix I.D.: BY85229

Parameter	Result	RL/ PQL	Units	Dilution	Date/Time	By	Reference
Benzo(k)fluoranthene	ND	0.05	ug/L	1	08/21/17	DD	SW8270D (SIM)
Chrysene	ND	0.05	ug/L	1	08/21/17	DD	SW8270D (SIM)
Dibenz(a,h)anthracene	ND	0.01	ug/L	1	08/21/17	DD	SW8270D (SIM)
Fluoranthene	ND	0.05	ug/L	1	08/21/17	DD	SW8270D (SIM)
Fluorene	ND	0.05	ug/L	1	08/21/17	DD	SW8270D (SIM)
Indeno(1,2,3-cd)pyrene	ND	0.05	ug/L	1	08/21/17	DD	SW8270D (SIM)
Naphthalene	ND	0.10	ug/L	1	08/21/17	DD	SW8270D (SIM)
Phenanthrene	ND	0.05	ug/L	1	08/21/17	DD	SW8270D (SIM)
Pyrene	ND	0.05	ug/L	1	08/21/17	DD	SW8270D (SIM)
QA/QC Surrogates							
% 2-Fluorobiphenyl	53		%	1	08/21/17	DD	30 - 130 %
% Nitrobenzene-d5	54		%	1	08/21/17	DD	30 - 130 %
% Terphenyl-d14	56		%	1	08/21/17	DD	30 - 130 %

RL/PQL=Reporting/Practical Quantitation Level ND=Not Detected BRL=Below Reporting Level
QA/QC Surrogates: Surrogates are compounds (preceeded with a %) added by the lab to determine analysis efficiency. Surrogate results(%) listed in the report are not "detected" compounds.

Comments:

If there are any questions regarding this data, please call Phoenix Client Services.
This report must not be reproduced except in full as defined by the attached chain of custody.

Phyllis Shiller, Laboratory Director
August 23, 2017
Reviewed and Released by: Maryam Taylor, Project Manager

Environmental Laboratories, Inc.
587 East Middle Turnpike, P.O.Box 370, Manchester, CT 06045
Tel. (860) 645-1102 Fax (860) 645-0823

Analysis Report

August 23, 2017

FOR: Attn: Mr. Matt Rood
AECOM
500 Enterprise Dr Suite 1A
Rocky Hill CT 06067

Sample Information		Custody Information		Date	Time
Matrix:	GROUND WATER	Collected by:		08/15/17	14:40
Location Code:	AECOM-CT	Received by:	LB	08/16/17	15:39
Rush Request:	Standard	Analyzed by:	see "By" below		
P.O.#:	60432356 0800.3				

Laboratory Data

SDG ID: GBY85227
Phoenix ID: BY85230

Project ID: GREENWICH HIGH SCHOOL
Client ID: MW-AH16R-081517-1

Parameter	Result	RL/ PQL	Units	Dilution	Date/Time	By	Reference
Silver	< 0.001	0.001	mg/L	1	08/17/17	LK	SW6010C
Arsenic	0.044	0.004	mg/L	1	08/17/17	LK	SW6010C
Barium	1.19	0.002	mg/L	1	08/17/17	LK	SW6010C
Beryllium	< 0.001	0.001	mg/L	1	08/17/17	LK	SW6010C
Cadmium	0.002	0.001	mg/L	1	08/17/17	LK	SW6010C
Chromium	0.017	0.001	mg/L	1	08/18/17	LK	SW6010C
Copper	0.023	0.005	mg/L	1	08/17/17	LK	SW6010C
Mercury	< 0.0002	0.0002	mg/L	1	08/17/17	RS	SW7470A
Nickel	0.008	0.001	mg/L	1	08/17/17	LK	SW6010C
Lead	0.012	0.002	mg/L	1	08/17/17	LK	SW6010C
Antimony	< 0.005	0.005	mg/L	1	08/17/17	LK	SW6010C
Selenium	< 0.010	0.010	mg/L	1	08/17/17	LK	SW6010C
Thallium	< 0.001	0.001	mg/L	1	08/17/17	RS	SM3113B/SW7010-04
Vanadium	0.046	0.002	mg/L	1	08/17/17	LK	SW6010C
Zinc	0.215	0.002	mg/L	1	08/17/17	LK	SW6010C
Mercury Digestion	Completed				08/17/17	W/W	SW7470A
Semi-Volatile Extraction	Completed				08/16/17	P/UU	SW3520C
Total Metals Digestion	Completed				08/16/17	AG	
Semivolatiles by SIM							
2-Methylnaphthalene	0.17	0.05	ug/L	1	08/21/17	DD	SW8270D (SIM)
Acenaphthene	0.44	0.05	ug/L	1	08/21/17	DD	SW8270D (SIM)
Acenaphthylene	ND	0.05	ug/L	1	08/21/17	DD	SW8270D (SIM)
Anthracene	0.07	0.05	ug/L	1	08/21/17	DD	SW8270D (SIM)
Benz(a)anthracene	ND	0.05	ug/L	1	08/21/17	DD	SW8270D (SIM)
Benzo(a)pyrene	ND	0.05	ug/L	1	08/21/17	DD	SW8270D (SIM)
Benzo(b)fluoranthene	ND	0.05	ug/L	1	08/21/17	DD	SW8270D (SIM)
Benzo(ghi)perylene	ND	0.05	ug/L	1	08/21/17	DD	SW8270D (SIM)

Project ID: GREENWICH HIGH SCHOOL
Client ID: MW-AH16R-081517-1

Phoenix I.D.: BY85230

Parameter	Result	RL/ PQL	Units	Dilution	Date/Time	By	Reference
Benzo(k)fluoranthene	ND	0.05	ug/L	1	08/21/17	DD	SW8270D (SIM)
Chrysene	ND	0.05	ug/L	1	08/21/17	DD	SW8270D (SIM)
Dibenz(a,h)anthracene	ND	0.01	ug/L	1	08/21/17	DD	SW8270D (SIM)
Fluoranthene	ND	0.05	ug/L	1	08/21/17	DD	SW8270D (SIM)
Fluorene	0.24	0.05	ug/L	1	08/21/17	DD	SW8270D (SIM)
Indeno(1,2,3-cd)pyrene	ND	0.05	ug/L	1	08/21/17	DD	SW8270D (SIM)
Naphthalene	0.33	0.10	ug/L	1	08/21/17	DD	SW8270D (SIM)
Phenanthrene	0.11	0.05	ug/L	1	08/21/17	DD	SW8270D (SIM)
Pyrene	ND	0.05	ug/L	1	08/21/17	DD	SW8270D (SIM)
QA/QC Surrogates							
% 2-Fluorobiphenyl	59		%	1	08/21/17	DD	30 - 130 %
% Nitrobenzene-d5	65		%	1	08/21/17	DD	30 - 130 %
% Terphenyl-d14	78		%	1	08/21/17	DD	30 - 130 %

RL/PQL=Reporting/Practical Quantitation Level ND=Not Detected BRL=Below Reporting Level
QA/QC Surrogates: Surrogates are compounds (preceeded with a %) added by the lab to determine analysis efficiency. Surrogate results(%) listed in the report are not "detected" compounds.

Comments:

If there are any questions regarding this data, please call Phoenix Client Services.
This report must not be reproduced except in full as defined by the attached chain of custody.

Phyllis Shiller, Laboratory Director
August 23, 2017
Reviewed and Released by: Maryam Taylor, Project Manager

Environmental Laboratories, Inc.
587 East Middle Turnpike, P.O.Box 370, Manchester, CT 06045
Tel. (860) 645-1102 Fax (860) 645-0823

Analysis Report

August 23, 2017

FOR: Attn: Mr. Matt Rood
AECOM
500 Enterprise Dr Suite 1A
Rocky Hill CT 06067

Sample Information		Custody Information		Date	Time
Matrix:	GROUND WATER	Collected by:		08/16/17	9:30
Location Code:	AECOM-CT	Received by:	LB	08/16/17	15:39
Rush Request:	Standard	Analyzed by:	see "By" below		
P.O.#:	60432356 0800.3				

Laboratory Data

SDG ID: GBY85227
Phoenix ID: BY85231

Project ID: GREENWICH HIGH SCHOOL
Client ID: MW-35-081617-1

Parameter	Result	RL/ PQL	Units	Dilution	Date/Time	By	Reference
Silver	< 0.001	0.001	mg/L	1	08/17/17	LK	SW6010C
Arsenic	< 0.004	0.004	mg/L	1	08/17/17	LK	SW6010C
Barium	0.481	0.002	mg/L	1	08/17/17	LK	SW6010C
Beryllium	< 0.001	0.001	mg/L	1	08/17/17	LK	SW6010C
Cadmium	< 0.001	0.001	mg/L	1	08/17/17	LK	SW6010C
Chromium	< 0.001	0.001	mg/L	1	08/17/17	LK	SW6010C
Copper	< 0.005	0.005	mg/L	1	08/17/17	LK	SW6010C
Mercury	< 0.0002	0.0002	mg/L	1	08/17/17	RS	SW7470A
Nickel	0.004	0.001	mg/L	1	08/17/17	LK	SW6010C
Lead	< 0.002	0.002	mg/L	1	08/17/17	LK	SW6010C
Antimony	< 0.005	0.005	mg/L	1	08/17/17	LK	SW6010C
Selenium	< 0.010	0.010	mg/L	1	08/17/17	LK	SW6010C
Thallium	< 0.001	0.001	mg/L	1	08/17/17	RS	SM3113B/SW7010-04
Vanadium	< 0.002	0.002	mg/L	1	08/17/17	LK	SW6010C
Zinc	< 0.002	0.002	mg/L	1	08/17/17	LK	SW6010C
Mercury Digestion	Completed				08/17/17	W/W	SW7470A
Semi-Volatile Extraction	Completed				08/16/17	P/UU	SW3520C
Total Metals Digestion	Completed				08/16/17	AG	
Semivolatiles by SIM							
2-Methylnaphthalene	ND	0.05	ug/L	1	08/21/17	DD	SW8270D (SIM)
Acenaphthene	ND	0.05	ug/L	1	08/21/17	DD	SW8270D (SIM)
Acenaphthylene	ND	0.05	ug/L	1	08/21/17	DD	SW8270D (SIM)
Anthracene	ND	0.05	ug/L	1	08/21/17	DD	SW8270D (SIM)
Benz(a)anthracene	ND	0.05	ug/L	1	08/21/17	DD	SW8270D (SIM)
Benzo(a)pyrene	ND	0.05	ug/L	1	08/21/17	DD	SW8270D (SIM)
Benzo(b)fluoranthene	ND	0.05	ug/L	1	08/21/17	DD	SW8270D (SIM)
Benzo(ghi)perylene	ND	0.05	ug/L	1	08/21/17	DD	SW8270D (SIM)

Ver 1

Project ID: GREENWICH HIGH SCHOOL
Client ID: MW-35-081617-1

Phoenix I.D.: BY85231

Parameter	Result	RL/ PQL	Units	Dilution	Date/Time	By	Reference
Benzo(k)fluoranthene	ND	0.05	ug/L	1	08/21/17	DD	SW8270D (SIM)
Chrysene	ND	0.05	ug/L	1	08/21/17	DD	SW8270D (SIM)
Dibenz(a,h)anthracene	ND	0.01	ug/L	1	08/21/17	DD	SW8270D (SIM)
Fluoranthene	ND	0.05	ug/L	1	08/21/17	DD	SW8270D (SIM)
Fluorene	ND	0.05	ug/L	1	08/21/17	DD	SW8270D (SIM)
Indeno(1,2,3-cd)pyrene	ND	0.05	ug/L	1	08/21/17	DD	SW8270D (SIM)
Naphthalene	ND	0.10	ug/L	1	08/21/17	DD	SW8270D (SIM)
Phenanthrene	ND	0.05	ug/L	1	08/21/17	DD	SW8270D (SIM)
Pyrene	ND	0.05	ug/L	1	08/21/17	DD	SW8270D (SIM)
QA/QC Surrogates							
% 2-Fluorobiphenyl	53		%	1	08/21/17	DD	30 - 130 %
% Nitrobenzene-d5	58		%	1	08/21/17	DD	30 - 130 %
% Terphenyl-d14	86		%	1	08/21/17	DD	30 - 130 %

RL/PQL=Reporting/Practical Quantitation Level ND=Not Detected BRL=Below Reporting Level
QA/QC Surrogates: Surrogates are compounds (preceeded with a %) added by the lab to determine analysis efficiency. Surrogate results(%) listed in the report are not "detected" compounds.

Comments:

If there are any questions regarding this data, please call Phoenix Client Services.
This report must not be reproduced except in full as defined by the attached chain of custody.

Phyllis Shiller, Laboratory Director
August 23, 2017
Reviewed and Released by: Maryam Taylor, Project Manager

Environmental Laboratories, Inc.
587 East Middle Turnpike, P.O.Box 370, Manchester, CT 06045
Tel. (860) 645-1102 Fax (860) 645-0823

Analysis Report

August 23, 2017

FOR: Attn: Mr. Matt Rood
AECOM
500 Enterprise Dr Suite 1A
Rocky Hill CT 06067

Sample Information		Custody Information		Date	Time
Matrix:	GROUND WATER	Collected by:		08/16/17	11:00
Location Code:	AECOM-CT	Received by:	LB	08/16/17	15:39
Rush Request:	Standard	Analyzed by:	see "By" below		
P.O.#:	60432356 0800.3				

Laboratory Data

SDG ID: GBY85227
Phoenix ID: BY85232

Project ID: GREENWICH HIGH SCHOOL
Client ID: MW-28-081617-1

Parameter	Result	RL/ PQL	Units	Dilution	Date/Time	By	Reference
Silver	< 0.001	0.001	mg/L	1	08/18/17	LK	SW6010C
Arsenic	< 0.004	0.004	mg/L	1	08/17/17	LK	SW6010C
Barium	0.056	0.002	mg/L	1	08/17/17	LK	SW6010C
Beryllium	< 0.001	0.001	mg/L	1	08/17/17	LK	SW6010C
Cadmium	< 0.001	0.001	mg/L	1	08/17/17	LK	SW6010C
Chromium	< 0.001	0.001	mg/L	1	08/17/17	LK	SW6010C
Copper	< 0.005	0.005	mg/L	1	08/17/17	LK	SW6010C
Mercury	< 0.0002	0.0002	mg/L	1	08/17/17	RS	SW7470A
Nickel	0.053	0.001	mg/L	1	08/17/17	LK	SW6010C
Lead	< 0.002	0.002	mg/L	1	08/17/17	LK	SW6010C
Antimony	< 0.005	0.005	mg/L	1	08/17/17	LK	SW6010C
Selenium	< 0.010	0.010	mg/L	1	08/17/17	LK	SW6010C
Thallium	< 0.001	0.001	mg/L	1	08/17/17	RS	SM3113B/SW7010-04
Vanadium	< 0.002	0.002	mg/L	1	08/17/17	LK	SW6010C
Zinc	0.003	0.002	mg/L	1	08/18/17	LK	SW6010C
Mercury Digestion	Completed				08/17/17	W/W	SW7470A
Semi-Volatile Extraction	Completed				08/16/17	P/UU	SW3520C
Total Metals Digestion	Completed				08/16/17	AG	
Client MS/MSD	Completed				08/17/17		
Semivolatiles by SIM							
2-Methylnaphthalene	ND	0.05	ug/L	1	08/18/17	DD	SW8270D (SIM)
Acenaphthene	ND	0.05	ug/L	1	08/18/17	DD	SW8270D (SIM)
Acenaphthylene	ND	0.05	ug/L	1	08/18/17	DD	SW8270D (SIM)
Anthracene	ND	0.05	ug/L	1	08/18/17	DD	SW8270D (SIM)
Benz(a)anthracene	ND	0.05	ug/L	1	08/18/17	DD	SW8270D (SIM)
Benzo(a)pyrene	ND	0.05	ug/L	1	08/18/17	DD	SW8270D (SIM)
Benzo(b)fluoranthene	ND	0.05	ug/L	1	08/18/17	DD	SW8270D (SIM)

Project ID: GREENWICH HIGH SCHOOL
Client ID: MW-28-081617-1

Phoenix I.D.: BY85232

Parameter	Result	RL/ PQL	Units	Dilution	Date/Time	By	Reference
Benzo(ghi)perylene	ND	0.05	ug/L	1	08/18/17	DD	SW8270D (SIM)
Benzo(k)fluoranthene	ND	0.05	ug/L	1	08/18/17	DD	SW8270D (SIM)
Chrysene	ND	0.05	ug/L	1	08/18/17	DD	SW8270D (SIM)
Dibenz(a,h)anthracene	ND	0.01	ug/L	1	08/18/17	DD	SW8270D (SIM)
Fluoranthene	ND	0.05	ug/L	1	08/18/17	DD	SW8270D (SIM)
Fluorene	ND	0.05	ug/L	1	08/18/17	DD	SW8270D (SIM)
Indeno(1,2,3-cd)pyrene	ND	0.05	ug/L	1	08/18/17	DD	SW8270D (SIM)
Naphthalene	ND	0.10	ug/L	1	08/18/17	DD	SW8270D (SIM)
Phenanthrene	ND	0.05	ug/L	1	08/18/17	DD	SW8270D (SIM)
Pyrene	ND	0.05	ug/L	1	08/18/17	DD	SW8270D (SIM)
QA/QC Surrogates							
% 2-Fluorobiphenyl	52		%	1	08/18/17	DD	30 - 130 %
% Nitrobenzene-d5	55		%	1	08/18/17	DD	30 - 130 %
% Terphenyl-d14	63		%	1	08/18/17	DD	30 - 130 %

RL/PQL=Reporting/Practical Quantitation Level ND=Not Detected BRL=Below Reporting Level
QA/QC Surrogates: Surrogates are compounds (preceeded with a %) added by the lab to determine analysis efficiency. Surrogate results(%) listed in the report are not "detected" compounds.

Comments:

If there are any questions regarding this data, please call Phoenix Client Services.
This report must not be reproduced except in full as defined by the attached chain of custody.

Phyllis Shiller, Laboratory Director
August 23, 2017
Reviewed and Released by: Maryam Taylor, Project Manager

Environmental Laboratories, Inc.
587 East Middle Turnpike, P.O.Box 370, Manchester, CT 06045
Tel. (860) 645-1102 Fax (860) 645-0823

Analysis Report

August 23, 2017

FOR: Attn: Mr. Matt Rood
AECOM
500 Enterprise Dr Suite 1A
Rocky Hill CT 06067

Sample Information		Custody Information		Date	Time
Matrix:	GROUND WATER	Collected by:		08/16/17	12:30
Location Code:	AECOM-CT	Received by:	LB	08/16/17	15:39
Rush Request:	Standard	Analyzed by:	see "By" below		
P.O.#:	60432356 0800.3				

Laboratory Data

SDG ID: GBY85227
Phoenix ID: BY85233

Project ID: GREENWICH HIGH SCHOOL
Client ID: MW-AE8-081617-1

Parameter	Result	RL/ PQL	Units	Dilution	Date/Time	By	Reference
Silver	< 0.001	0.001	mg/L	1	08/17/17	LK	SW6010C
Arsenic	< 0.004	0.004	mg/L	1	08/17/17	LK	SW6010C
Barium	0.192	0.002	mg/L	1	08/17/17	LK	SW6010C
Beryllium	< 0.001	0.001	mg/L	1	08/17/17	LK	SW6010C
Cadmium	< 0.001	0.001	mg/L	1	08/17/17	LK	SW6010C
Chromium	0.001	0.001	mg/L	1	08/18/17	LK	SW6010C
Copper	< 0.005	0.005	mg/L	1	08/17/17	LK	SW6010C
Mercury	< 0.0002	0.0002	mg/L	1	08/17/17	RS	SW7470A
Nickel	0.003	0.001	mg/L	1	08/17/17	LK	SW6010C
Lead	< 0.002	0.002	mg/L	1	08/17/17	LK	SW6010C
Antimony	< 0.005	0.005	mg/L	1	08/17/17	LK	SW6010C
Selenium	< 0.010	0.010	mg/L	1	08/17/17	LK	SW6010C
Thallium	< 0.001	0.001	mg/L	1	08/17/17	RS	SM3113B/SW7010-04
Vanadium	0.003	0.002	mg/L	1	08/17/17	LK	SW6010C
Zinc	< 0.002	0.002	mg/L	1	08/18/17	LK	SW6010C
Mercury Digestion	Completed				08/17/17	W/W	SW7470A
Semi-Volatile Extraction	Completed				08/16/17	P/UU	SW3520C
Total Metals Digestion	Completed				08/16/17	AG	
Semivolatiles by SIM							
2-Methylnaphthalene	ND	0.05	ug/L	1	08/21/17	DD	SW8270D (SIM)
Acenaphthene	ND	0.05	ug/L	1	08/21/17	DD	SW8270D (SIM)
Acenaphthylene	ND	0.05	ug/L	1	08/21/17	DD	SW8270D (SIM)
Anthracene	ND	0.05	ug/L	1	08/21/17	DD	SW8270D (SIM)
Benz(a)anthracene	ND	0.05	ug/L	1	08/21/17	DD	SW8270D (SIM)
Benzo(a)pyrene	ND	0.05	ug/L	1	08/21/17	DD	SW8270D (SIM)
Benzo(b)fluoranthene	ND	0.05	ug/L	1	08/21/17	DD	SW8270D (SIM)
Benzo(ghi)perylene	ND	0.05	ug/L	1	08/21/17	DD	SW8270D (SIM)

Project ID: GREENWICH HIGH SCHOOL
Client ID: MW-AE8-081617-1

Phoenix I.D.: BY85233

Parameter	Result	RL/ PQL	Units	Dilution	Date/Time	By	Reference
Benzo(k)fluoranthene	ND	0.05	ug/L	1	08/21/17	DD	SW8270D (SIM)
Chrysene	ND	0.05	ug/L	1	08/21/17	DD	SW8270D (SIM)
Dibenz(a,h)anthracene	ND	0.01	ug/L	1	08/21/17	DD	SW8270D (SIM)
Fluoranthene	ND	0.05	ug/L	1	08/21/17	DD	SW8270D (SIM)
Fluorene	ND	0.05	ug/L	1	08/21/17	DD	SW8270D (SIM)
Indeno(1,2,3-cd)pyrene	ND	0.05	ug/L	1	08/21/17	DD	SW8270D (SIM)
Naphthalene	ND	0.10	ug/L	1	08/21/17	DD	SW8270D (SIM)
Phenanthrene	ND	0.05	ug/L	1	08/21/17	DD	SW8270D (SIM)
Pyrene	ND	0.05	ug/L	1	08/21/17	DD	SW8270D (SIM)
QA/QC Surrogates							
% 2-Fluorobiphenyl	58		%	1	08/21/17	DD	30 - 130 %
% Nitrobenzene-d5	64		%	1	08/21/17	DD	30 - 130 %
% Terphenyl-d14	54		%	1	08/21/17	DD	30 - 130 %

RL/PQL=Reporting/Practical Quantitation Level ND=Not Detected BRL=Below Reporting Level
QA/QC Surrogates: Surrogates are compounds (preceeded with a %) added by the lab to determine analysis efficiency. Surrogate results(%) listed in the report are not "detected" compounds.

Comments:

If there are any questions regarding this data, please call Phoenix Client Services.
This report must not be reproduced except in full as defined by the attached chain of custody.

Phyllis Shiller, Laboratory Director
August 23, 2017
Reviewed and Released by: Maryam Taylor, Project Manager

Environmental Laboratories, Inc.
587 East Middle Turnpike, P.O.Box 370, Manchester, CT 06045
Tel. (860) 645-1102 Fax (860) 645-0823

QA/QC Report

August 23, 2017

QA/QC Data

SDG I.D.: GBY85227

Parameter	Blank	Blk RL	Sample Result	Dup Result	Dup RPD	LCS %	LCSD %	LCS RPD	MS %	MSD %	MS RPD	% Rec Limits	% RPD Limits
QA/QC Batch 398187 (mg/L), QC Sample No: BY84631 (BY85231, BY85233)													
Mercury - Water	BRL	0.0002	<0.0002	<0.0002	NC	88.2			88.5			80 - 120	20
Comment:													
Additional Mercury criteria: LCS acceptance range for waters is 80-120% and for soils is 70-130%. MS acceptance range is 75-125%.													
QA/QC Batch 398121 (mg/L), QC Sample No: BY85232 (BY85227, BY85228, BY85229, BY85230, BY85231, BY85232, BY85233)													
ICP Metals - Aqueous													
Antimony	BRL	0.005	<0.005	<0.005	NC	95.6			97.3			75 - 125	20
Arsenic	BRL	0.004	<0.004	<0.004	NC	94.6			95.3			75 - 125	20
Barium	BRL	0.002	0.056	0.055	1.80	100			100			75 - 125	20
Beryllium	BRL	0.001	<0.001	<0.001	NC	93.6			93.5			75 - 125	20
Cadmium	BRL	0.001	<0.001	<0.001	NC	95.6			95.4			75 - 125	20
Chromium	BRL	0.001	<0.001	<0.001	NC	96.2			96.5			75 - 125	20
Copper	BRL	0.005	<0.005	<0.005	NC	96.3			96.1			75 - 125	20
Lead	BRL	0.002	<0.002	<0.002	NC	96.4			95.1			75 - 125	20
Nickel	BRL	0.001	0.053	<0.001	NC	120			92.1			75 - 125	20
Selenium	BRL	0.010	<0.010	<0.010	NC	90.6			91.3			75 - 125	20
Silver	BRL	0.001	<0.001	<0.001	NC	91.0			93.1			75 - 125	20
Vanadium	BRL	0.002	<0.002	<0.002	NC	94.5			95.3			75 - 125	20
Zinc	BRL	0.002	0.003	0.003	NC	93.7			94.1			75 - 125	20
QA/QC Batch 398185 (mg/L), QC Sample No: BY85232 (BY85227, BY85228, BY85229, BY85230, BY85232)													
Mercury - Water	BRL	0.0002	<0.0002	<0.0002	NC	95.0			86.1			80 - 120	20
Comment:													
Additional Mercury criteria: LCS acceptance range for waters is 80-120% and for soils is 70-130%. MS acceptance range is 75-125%.													
QA/QC Batch 398123 (mg/L), QC Sample No: BY85232 (BY85227, BY85228, BY85229, BY85230, BY85231, BY85232, BY85233)													
Thallium - Water	BRL	0.001	<0.001	<0.001	NC	112			103			75 - 125	20

Environmental Laboratories, Inc.
587 East Middle Turnpike, P.O.Box 370, Manchester, CT 06045
Tel. (860) 645-1102 Fax (860) 645-0823

QA/QC Report

August 23, 2017

QA/QC Data

SDG I.D.: GBY85227

Parameter	Blank	Blk RL	LCS %	LCSD %	LCS RPD	MS %	MSD %	MS RPD	% Rec Limits	% RPD Limits
QA/QC Batch 398125 (ug/L), QC Sample No: BY85232 (BY85227, BY85228, BY85229, BY85230, BY85231, BY85232, BY85233)										
Semivolatiles by SIM - Ground Water										
2-Methylnaphthalene	ND	0.05	53			54	51	5.7	30 - 130	20
Acenaphthene	ND	0.05	68			70	68	2.9	30 - 130	20
Acenaphthylene	ND	0.04	70			71	70	1.4	30 - 130	20
Anthracene	ND	0.02	76			75	77	2.6	30 - 130	20
Benz(a)anthracene	ND	0.02	73			71	73	2.8	30 - 130	20
Benzo(a)pyrene	ND	0.02	70			60	63	4.9	30 - 130	20
Benzo(b)fluoranthene	ND	0.02	75			62	71	13.5	30 - 130	20
Benzo(ghi)perylene	ND	0.02	75			61	54	12.2	30 - 130	20
Benzo(k)fluoranthene	ND	0.02	71			62	68	9.2	30 - 130	20
Chrysene	ND	0.02	69			64	67	4.6	30 - 130	20
Dibenz(a,h)anthracene	ND	0.01	95			75	68	9.8	30 - 130	20
Fluoranthene	ND	0.04	78			77	79	2.6	30 - 130	20
Fluorene	ND	0.05	71			71	73	2.8	30 - 130	20
Indeno(1,2,3-cd)pyrene	ND	0.02	86			70	64	9.0	30 - 130	20
Naphthalene	ND	0.05	52			51	48	6.1	30 - 130	20
Phenanthrene	ND	0.05	67			69	69	0.0	30 - 130	20
Pyrene	ND	0.02	80			79	81	2.5	30 - 130	20
% 2-Fluorobiphenyl	68	%	60			64	58	9.8	30 - 130	20
% Nitrobenzene-d5	67	%	53			57	53	7.3	30 - 130	20
% Terphenyl-d14	87	%	80			75	78	3.9	30 - 130	20

Comment:

LCSD not reported for this batch.

If there are any questions regarding this data, please call Phoenix Client Services at extension 200.

RPD - Relative Percent Difference
LCS - Laboratory Control Sample
LCSD - Laboratory Control Sample Duplicate
MS - Matrix Spike
MS Dup - Matrix Spike Duplicate
NC - No Criteria
Intf - Interference

Phyllis Shiller, Laboratory Director
August 23, 2017

Wednesday, August 23, 2017

Criteria: CT: GWP, RC, SWP

State: CT

Sample Criteria Exceedances Report

GBY85227 - AECOM-CT

SampNo	Acode	Phoenix Analyte	Criteria	Result	RL	Criteria	RL Criteria	Analysis Units
BY85230	$8100CTSIMR	Phenanthrene	CT / RSR SWPC (ug/l) / Semivolatiles	0.11	0.05	0.077	0.077	ug/L
BY85230	AS-WM	Arsenic	CT / RSR SWPC (ug/l) / Inorganics	0.044	0.004	0.004	0.004	mg/L
BY85230	BA-WM	Barium	CT / RSR GWPC (ug/l) / Inorganics	1.19	0.002	1	1	mg/L
BY85230	ZN-WM	Zinc	CT / RSR SWPC (ug/l) / Inorganics	0.215	0.002	0.123	0.123	mg/L

Phoenix Laboratories does not assume responsibility for the data contained in this report. It is provided as an additional tool to identify requested criteria exceedences. All efforts are made to ensure the accuracy of the data (obtained from appropriate agencies). A lack of exceedence information does not necessarily suggest conformance to the criteria. It is ultimately the site professional's responsibility to determine appropriate compliance.

REASONABLE CONFIDENCE PROTOCOL
LABORATORY ANALYSIS QA/QC CERTIFICATION FORM

Laboratory Name: Phoenix Environmental Labs, Inc. ***Client:*** AECOM

Project Location: GREENWICH HIGH SCHOOL ***Project Number:***

Laboratory Sample ID(s): BY85227-BY85233 ***Sampling Date(s):*** 8/15/2017, 8/16/2017

List RCP Methods Used (e.g., 8260, 8270, et cetera) 6010, 7000, 7470/7471, 8270

1	**For each analytical method referenced in this laboratory report package, were all specified QA/QC performance criteria followed, including the requirement to explain any criteria falling outside of acceptable guidelines, as specified in the CT DEP method-specific Reasonable Confidence Protocol documents?**	☑ Yes ☐ No
1A	**Were the method specified preservation and holding time requirements met?**	☑ Yes ☐ No
1B	***VPH and EPH methods only:*** **Was the VPH or EPH method conducted without significant modifications (see section 11.3 of respective RCP methods)**	☐ Yes ☐ No ☑ NA
2	**Were all samples received by the laboratory in a condition consistent with that described on the associated Chain-of-Custody document(s)?**	☑ Yes ☐ No
3	**Were samples received at an appropriate temperature (< 6 Degrees C)?**	☑ Yes ☐ No ☐ NA
4	**Were all QA/QC performance criteria specified in the CTDEP Reasonable Confidence Protocol documents achieved?**	☑ Yes ☐ No
5	**a) Were reporting limits specified or referenced on the chain-of-custody?** **b) Were these reporting limits met?**	☑ Yes ☐ No ☑ Yes ☐ No
6	**For each analytical method referenced in this laboratory report package, were results reported for all constituents identified in the method-specific analyte lists presented in the Reasonable Confidence Protocol documents?**	☐ Yes ☑ No
7	**Are project-specific matrix spikes and laboratory duplicates included in the data set?**	☑ Yes ☐ No

Notes: For all questions to which the response was "No" (with the exception of question #7), additional information must be provided in an attached narrative. If the answer to question #1, #1A or 1B is "No", the data package does not meet the requirements for "Reasonable Confidence". This form may not be altered and all questions must be answered.

I, the undersigned, attest under the pains and penalties of perjury that, to the best of my knowledge and belief and based upon my personal inquiry of those responsible for providing the information contained in this analytical report, such information is accurate and complete.

Authorized Signature:  **Position:** Project Manager

Printed Name: Maryam Taylor **Date:** Wednesday, August 23, 2017

Name of Laboratory Phoenix Environmental Labs, Inc.

This certification form is to be used for RCP methods only.

Environmental Laboratories, Inc.
587 East Middle Turnpike, P.O.Box 370, Manchester, CT 06045
Tel. (860) 645-1102 Fax (860) 645-0823

NY # 11301

RCP Certification Report

August 23, 2017

SDG I.D.: GBY85227

SDG Comments

8270 Semi-volatile Organics:
Only the PAH constituents are reported as requested on the chain-of-custody. In order to achieve the requested reporting levels for the target compounds, the sample was extracted and analyzed via 8270 selective ion monitoring (SIM).

AA Metals (TL) Narration

Were all QA/QC performance criteria specified in the analytical method achieved? Yes.

Instrument:

PE600-1 08/17/17 09:47 Rick Schweitzer, Chemist 08/17/17

BY85227, BY85228, BY85229, BY85230, BY85231, BY85232, BY85233

The initial calibration met criteria.
The continuing calibration standards met criteria for all the elements reported. The linear range is defined daily by the calibration range.
The continuing calibration blanks were less than the reporting level for the elements reported.
The CRDL met criteria.
The following Initial Calibration Verification (ICV) compounds did not meet criteria: None.
The following Continuing Calibration Verification (CCV) compounds did not meet criteria: None.
The following samples did not meet analytical spike criteria: None.

QC (Site Specific):

Batch 398123 (BY85232)

BY85227, BY85228, BY85229, BY85230, BY85231, BY85232, BY85233

All LCS recoveries were within 75 - 125 with the following exceptions: None.
All MS recoveries were within 75 - 125 with the following exceptions: None.

Mercury Narration

Were all QA/QC performance criteria specified in the analytical method achieved? Yes.

Instrument:

MERLIN 08/17/17 07:53 Rick Schweitzer, Chemist 08/17/17

BY85227, BY85228, BY85229, BY85230, BY85231, BY85232, BY85233

The method preparation blank contains all of the acids and reagents as the samples; the instrument blanks do not.
The initial calibration met all criteria including a standard run at or below the reporting level.
All calibration verification standards (ICV, CCV) met criteria.
All calibration blank verification standards (ICB, CCB) met criteria.
The matrix spike sample is used to identify spectral interference for each batch of samples, if within 85-115%, no interference is observed and no further action is taken.
The following Initial Calibration Verification (ICV) compounds did not meet criteria: None.
The following Continuing Calibration Verification (CCV) compounds did not meet criteria: None.

QC (Batch Specific):

Batch 398187 (BY84631)

BY85231, BY85233

All LCS recoveries were within 80 - 120 with the following exceptions: None.
Additional Mercury criteria: LCS acceptance range for waters is 80-120% and for soils is 70-130%. MS acceptance range is 75-

PHOENIX

Environmental Laboratories, Inc.
587 East Middle Turnpike, P.O.Box 370, Manchester, CT 06045
Tel. (860) 645-1102 Fax (860) 645-0823

ACCREDITED IN ACCORDANCE WITH nelac NY # 11301

Certification Report

August 23, 2017

SDG I.D.: GBY85227

Mercury Narration

125%.
Additional Mercury criteria: LCS acceptance range for waters is 80-120% and for soils is 70-130%. MS acceptance range is 75-125%.

QC (Site Specific):

Batch 398185 (BY85232)

BY85227, BY85228, BY85229, BY85230, BY85232

All LCS recoveries were within 80 - 120 with the following exceptions: None.
All MS recoveries were within 75 - 125 with the following exceptions: None.
Additional Mercury criteria: LCS acceptance range for waters is 80-120% and for soils is 70-130%. MS acceptance range is 75-125%.
Additional Mercury criteria: LCS acceptance range for waters is 80-120% and for soils is 70-130%. MS acceptance range is 75-125%.

ICP Metals Narration

Were all QA/QC performance criteria specified in the analytical method achieved? Yes.

Instrument:

BLUE 08/17/17 06:17 Laura Kinnin, Chemist 08/17/17

BY85227, BY85228, BY85229, BY85230, BY85231, BY85232, BY85233

The initial calibration met criteria.
The continuing calibration standards met criteria for all the elements reported. The linear range is defined daily by the calibration range.
The continuing calibration blanks were less than the reporting level for the elements reported.
The ICSA and ICSAB were analyzed at the beginning and end of the run and were within criteria.The linear range is defined daily by the calibration range.
The following Initial Calibration Verification (ICV) compounds did not meet criteria: None.
The following Continuing Calibration Verification (CCV) compounds did not meet criteria: None.
The following ICP Interference Check (ICSAB) compounds did not meet criteria: None.

BLUE 08/18/17 07:34 Laura Kinnin, Chemist 08/18/17

BY85227, BY85228, BY85229, BY85230, BY85232, BY85233

The initial calibration met criteria.
The continuing calibration standards met criteria for all the elements reported. The linear range is defined daily by the calibration range.
The continuing calibration blanks were less than the reporting level for the elements reported.
The ICSA and ICSAB were analyzed at the beginning and end of the run and were within criteria.The linear range is defined daily by the calibration range.
The following Initial Calibration Verification (ICV) compounds did not meet criteria: None.
The following Continuing Calibration Verification (CCV) compounds did not meet criteria: None.
The following ICP Interference Check (ICSAB) compounds did not meet criteria: None.

QC (Site Specific):

Batch 398121 (BY85232)

BY85227, BY85228, BY85229, BY85230, BY85231, BY85232, BY85233

Environmental Laboratories, Inc.
587 East Middle Turnpike, P.O.Box 370, Manchester, CT 06045
Tel. (860) 645-1102 Fax (860) 645-0823

ACCREDITED IN ACCORDANCE WITH nelac NY # 11301

Certification Report

August 23, 2017

SDG I.D.: GBY85227

ICP Metals Narration

All LCS recoveries were within 75 - 125 with the following exceptions: None.
All MS recoveries were within 75 - 125 with the following exceptions: None.

SVOASIM Narration

Were all QA/QC performance criteria specified in the Reasonable Confidence Protocol documents achieved? Yes.

Instrument:

CHEM04 08/18/17-1 Damien Drobinski, Chemist 08/18/17

BY85227, BY85232

The DDT breakdown and pentachlorophenol & benzidine peak tailing were evaluated in the DFTPP tune and were found to be in control.

In the event that lower detection levels were requested, the samples may have been analyzed by selective ion monitoring (SIM) mode.

Initial Calibration Verification (CHEM04/SIM_0626):
98% of target compounds met criteria.
The following compounds had %RSDs >20%: None.
The following compounds did not meet recommended response factors: None.
The following compounds did not meet a minimum response factors: None.

Continuing Calibration Verification (CHEM04/0818_02-SIM_0626):
Internal standard areas were within 50 to 200% of the initial calibration with the following exceptions: None.
94% of target compounds met criteria.
The following compounds did not meet % deviation criteria: None.
The following compounds did not meet maximum % deviations: None.
The following compounds did not meet recommended response factors: None.
The following compounds did not meet minimum response factors: None.

CHEM07 08/21/17-1 Damien Drobinski, Chemist 08/21/17

BY85228, BY85229, BY85230, BY85231, BY85233

Initial Calibration Verification (CHEM07/SIM_0817):
92% of target compounds met criteria.
The following compounds had %RSDs >20%: None.
The following compounds did not meet recommended response factors: None.
The following compounds did not meet a minimum response factors: None.

Continuing Calibration Verification (CHEM07/0821_02-SIM_0817):
Internal standard areas were within 50 to 200% of the initial calibration with the following exceptions: None.
94% of target compounds met criteria.
The following compounds did not meet % deviation criteria: Dibenz(a,h)anthracene 38%H (30%)
The following compounds did not meet maximum % deviations: None.
The following compounds did not meet recommended response factors: None.
The following compounds did not meet minimum response factors: None.

QC (Site Specific):

Batch 398125 (BY85232)

Environmental Laboratories, Inc.
587 East Middle Turnpike, P.O.Box 370, Manchester, CT 06045
Tel. (860) 645-1102 Fax (860) 645-0823

NY # 11301

RCP Certification Report

August 23, 2017

SDG I.D.: GBY85227

SVOASIM Narration

BY85227, BY85228, BY85229, BY85230, BY85231, BY85232, BY85233

All LCS recoveries were within 30 - 130 with the following exceptions: None.
All MS recoveries were within 30 - 130 with the following exceptions: None.
All MSD recoveries were within 30 - 130 with the following exceptions: None.
All MS/MSD RPDs were less than 20% with the following exceptions: None.
LCSD not reported for this batch.
Additional 8270 criteria:20% of compounds can be outside of acceptance criteria as long as recovery is at least 10%. (Acid surrogates acceptance range for aqueous samples: 15-110%, for soils 30-130%)

Temperature Narration

The samples were received at 4.3C with cooling initiated.
(Note acceptance criteria is above freezing up to 6°C)

Cooler: Yes [X] No [ ]
Coolant: IPK [X] ICE [X] No [ ]

PHOENIX
Environmental Laboratories, Inc.

CHAIN OF CUSTODY RECORD

587 East Middle Turnpike, P.O. Box 370, Manchester, CT 06040
Email: info@phoenixlabs.com Fax (860) 645-0823
Client Services (860) 645-8726

Temp 4.3C Pg 1 of 1

Data Delivery:
[ ] Fax #:
[X] Email: Matthew.Rood@aecom.com

Customer: AECom
Address: 500 Enterprise Dr
Rocky Hill, CT 06067

Project: Greenwich High School
Report to: Matt Rood
Invoice to: "
Phone #: 860 263 5800
Fax #:

Project P.O: 60432356 0800.3

This section MUST be completed with Bottle Quantities.

Client Sample - Information - Identification

Sampler's Signature: [signature] Date: 8/16/17

Matrix Code:
DW=Drinking Water **GW**=Ground Water **SW**=Surface Water **WW**=Waste Water
RW=Raw Water **SE**=Sediment **SL**=Sludge **S**=Soil **SD**=Solid **W**=Wipe
OIL=Oil **B**=Bulk **L**=Liquid

Analysis Request

PHOENIX USE ONLY SAMPLE #	Customer Sample Identification	Sample Matrix	Date Sampled	Time Sampled	PAH SIM	CT RCP Metals	Soil VOA Vials [ ]methanol [ ]H2O	GL Soil container ( )oz [ ]HCl	40 ml VOA Vial [ ]As is [ ]H2SO4	GL Amber 1000ml [X] As is [ ]H2SO4	PL As is [ ]250ml [ ]500ml [ ]1000ml	PL H2SO4 [ ]250ml [ ]500ml	PL HNO3 250ml	PL NaOH 250ml	Bacteria (as is)	Bacteria (w/thio)	
85227	~~PT~~MW-P7-081517-1	GW	8/15/17	955	X	X				1			1				
85228	MW-515-081517-1	GW	8/15/17	1230	X	X				1			1				
85229	MW-515-081517-2	GW	8/15/17	1235	X	X				1			1				
85230	MW-AH16R-081517-1	GW	8/15/17	1440	X	X				1			1				
85231	MW-35-081617-1	GW	8/16/17	930	X	X				1			1				
85232	MW-28-081617-1	GW	8/16/17	1100	X	X				3			3				MS/MSD
85233	MW-AE8-081617-1	GW	8/16/17	1230	X	X				1			1				

Relinquished by:	Accepted by:	Date:	Time:
[signature]	[signature]	8/16/17	12:47
[signature]	TTROWN	8/16/17	15:39

Comments, Special Requirements or Regulations:
- GWPC/SWPC criteria must be met for reporting limits.
- Client is a municipality - do not include tax on invoice.

Turnaround:
[ ] 1 Day*
[ ] 2 Days*
[ ] 3 Days*
[X] Standard
[ ] Other
* SURCHARGE APPLIES

RI
[ ] Direct Exposure (Residential)
[ ] GW
[ ] Other

CT
[X] RCP Cert
[X] GW Protection
[X] SW Protection
[ ] GA Mobility
[ ] GB Mobility
[X] Residential DEC
[ ] I/C DEC
[ ] Other

MA
[ ] MCP Certification
[ ] GW-1
[ ] GW-2
[ ] GW-3
[ ] S-1
[ ] S-2
[ ] S-3
[ ] MWRA eSMART
[ ] Other

State where samples were collected: CT

Data Format
[X] Excel
[X] PDF
[ ] GIS/Key
[X] EQuIS
[ ] Other

Data Package
[ ] Tier II Checklist
[ ] Full Data Package*
[ ] Phoenix Std Report
[ ] Other
* SURCHARGE APPLIES

PHOENIX
Environmental Laboratories, Inc.

Thursday, September 07, 2017

Attn: Mr. Matt Rood
AECOM
500 Enterprise Dr Suite 1A
Rocky Hill CT 06067

Project ID: GREENWICH HIGH SCHOOL
Sample ID#s: BY92749 - BY92752

This laboratory is in compliance with the NELAC requirements of procedures used except where indicated.

This report contains results for the parameters tested, under the sampling conditions described on the Chain Of Custody, as received by the laboratory. This report is incomplete unless all pages indicated in the pagination at the bottom of the page are included.

A scanned version of the COC form accompanies the analytical report and is an exact duplicate of the original.

If you have any questions concerning this testing, please do not hesitate to contact Phoenix Client Services at ext. 200.

Sincerely yours,

Phyllis Shiller
Laboratory Director

NELAC - #NY11301
CT Lab Registration #PH-0618
MA Lab Registration #M-CT007
ME Lab Registration #CT-007
NH Lab Registration #213693-A,B
NJ Lab Registration #CT-003
NY Lab Registration #11301
PA Lab Registration #68-03530
RI Lab Registration #63
VT Lab Registration #VT11301

Environmental Laboratories, Inc.
587 East Middle Turnpike, P.O.Box 370, Manchester, CT 06045
Tel. (860) 645-1102 Fax (860) 645-0823

Analysis Report

September 07, 2017

FOR: Attn: Mr. Matt Rood
AECOM
500 Enterprise Dr Suite 1A
Rocky Hill CT 06067

Sample Information		Custody Information		Date	Time
Matrix:	GROUND WATER	Collected by:		08/24/17	10:20
Location Code:	AECOM-CT	Received by:	LB	08/30/17	15:49
Rush Request:	Standard	Analyzed by:	see "By" below		
P.O.#:	NEED POS				

Laboratory Data

SDG ID: GBY92749
Phoenix ID: BY92749

Project ID: GREENWICH HIGH SCHOOL
Client ID: MW-Y9-082417-1

Parameter	Result	RL/ PQL	Units	Dilution	Date/Time	By	Reference
Silver	< 0.001	0.001	mg/L	1	08/31/17	EK	SW6010C
Arsenic	< 0.004	0.004	mg/L	1	08/31/17	EK	SW6010C
Barium	0.947	0.002	mg/L	1	08/31/17	EK	SW6010C
Beryllium	< 0.001	0.001	mg/L	1	08/31/17	EK	SW6010C
Cadmium	< 0.001	0.001	mg/L	1	08/31/17	EK	SW6010C
Chromium	< 0.001	0.001	mg/L	1	08/31/17	EK	SW6010C
Copper	< 0.005	0.005	mg/L	1	08/31/17	EK	SW6010C
Mercury	< 0.0002	0.0002	mg/L	1	08/31/17	RS	SW7470A
Nickel	0.002	0.001	mg/L	1	08/31/17	EK	SW6010C
Lead	0.003	0.002	mg/L	1	08/31/17	EK	SW6010C
Antimony	< 0.005	0.005	mg/L	1	08/31/17	EK	SW6010C
Selenium	< 0.010	0.010	mg/L	1	08/31/17	EK	SW6010C
Thallium	< 0.001	0.001	mg/L	1	09/05/17	RS	SM3113B/SW7010-04
Vanadium	< 0.002	0.002	mg/L	1	08/31/17	EK	SW6010C
Zinc	0.008	0.002	mg/L	1	08/31/17	EK	SW6010C
Mercury Digestion	Completed				08/31/17	Q/W	SW7470A
Semi-Volatile Extraction	Completed				08/30/17	P/D	SW3520C
Total Metals Digestion	Completed				08/30/17	AG	
Semivolatiles by SIM							
2-Methylnaphthalene	ND	0.05	ug/L	1	08/31/17	DD	SW8270D (SIM)
Acenaphthene	ND	0.05	ug/L	1	08/31/17	DD	SW8270D (SIM)
Acenaphthylene	ND	0.05	ug/L	1	08/31/17	DD	SW8270D (SIM)
Anthracene	ND	0.05	ug/L	1	08/31/17	DD	SW8270D (SIM)
Benz(a)anthracene	ND	0.05	ug/L	1	08/31/17	DD	SW8270D (SIM)
Benzo(a)pyrene	ND	0.05	ug/L	1	08/31/17	DD	SW8270D (SIM)
Benzo(b)fluoranthene	ND	0.05	ug/L	1	08/31/17	DD	SW8270D (SIM)
Benzo(ghi)perylene	ND	0.05	ug/L	1	08/31/17	DD	SW8270D (SIM)

Project ID: GREENWICH HIGH SCHOOL
Client ID: MW-Y9-082417-1

Phoenix I.D.: BY92749

Parameter	Result	RL/ PQL	Units	Dilution	Date/Time	By	Reference
Benzo(k)fluoranthene	ND	0.05	ug/L	1	08/31/17	DD	SW8270D (SIM)
Chrysene	ND	0.05	ug/L	1	08/31/17	DD	SW8270D (SIM)
Dibenz(a,h)anthracene	ND	0.01	ug/L	1	08/31/17	DD	SW8270D (SIM)
Fluoranthene	ND	0.05	ug/L	1	08/31/17	DD	SW8270D (SIM)
Fluorene	ND	0.05	ug/L	1	08/31/17	DD	SW8270D (SIM)
Indeno(1,2,3-cd)pyrene	ND	0.05	ug/L	1	08/31/17	DD	SW8270D (SIM)
Naphthalene	ND	0.10	ug/L	1	08/31/17	DD	SW8270D (SIM)
Phenanthrene	ND	0.05	ug/L	1	08/31/17	DD	SW8270D (SIM)
Pyrene	ND	0.05	ug/L	1	08/31/17	DD	SW8270D (SIM)
QA/QC Surrogates							
% 2-Fluorobiphenyl	59		%	1	08/31/17	DD	30 - 130 %
% Nitrobenzene-d5	47		%	1	08/31/17	DD	30 - 130 %
% Terphenyl-d14	85		%	1	08/31/17	DD	30 - 130 %

RL/PQL=Reporting/Practical Quantitation Level ND=Not Detected BRL=Below Reporting Level
QA/QC Surrogates: Surrogates are compounds (preceeded with a %) added by the lab to determine analysis efficiency. Surrogate results(%) listed in the report are not "detected" compounds.

Comments:

If there are any questions regarding this data, please call Phoenix Client Services.
This report must not be reproduced except in full as defined by the attached chain of custody.

Phyllis Shiller, Laboratory Director
September 07, 2017
Reviewed and Released by: Maryam Taylor, Project Manager

Environmental Laboratories, Inc.
587 East Middle Turnpike, P.O.Box 370, Manchester, CT 06045
Tel. (860) 645-1102 Fax (860) 645-0823

Analysis Report

September 07, 2017

FOR: Attn: Mr. Matt Rood
AECOM
500 Enterprise Dr Suite 1A
Rocky Hill CT 06067

Sample Information		Custody Information		Date	Time
Matrix:	GROUND WATER	Collected by:		08/24/17	11:20
Location Code:	AECOM-CT	Received by:	LB	08/30/17	15:49
Rush Request:	Standard	Analyzed by:	see "By" below		
P.O.#:	NEED POS				

Laboratory Data

SDG ID: GBY92749
Phoenix ID: BY92750

Project ID: GREENWICH HIGH SCHOOL
Client ID: MW-AA12-082417-1

Parameter	Result	RL/ PQL	Units	Dilution	Date/Time	By	Reference
Silver	< 0.001	0.001	mg/L	1	08/31/17	EK	SW6010C
Arsenic	< 0.004	0.004	mg/L	1	08/31/17	EK	SW6010C
Barium	0.594	0.002	mg/L	1	08/31/17	EK	SW6010C
Beryllium	< 0.001	0.001	mg/L	1	08/31/17	EK	SW6010C
Cadmium	< 0.001	0.001	mg/L	1	08/31/17	EK	SW6010C
Chromium	< 0.001	0.001	mg/L	1	08/31/17	EK	SW6010C
Copper	< 0.005	0.005	mg/L	1	08/31/17	EK	SW6010C
Mercury	< 0.0002	0.0002	mg/L	1	08/31/17	RS	SW7470A
Nickel	0.002	0.001	mg/L	1	08/31/17	EK	SW6010C
Lead	< 0.002	0.002	mg/L	1	08/31/17	EK	SW6010C
Antimony	< 0.005	0.005	mg/L	1	08/31/17	EK	SW6010C
Selenium	< 0.010	0.010	mg/L	1	08/31/17	EK	SW6010C
Thallium	< 0.001	0.001	mg/L	1	09/05/17	RS	SM3113B/SW7010-04
Vanadium	< 0.002	0.002	mg/L	1	08/31/17	EK	SW6010C
Zinc	0.045	0.002	mg/L	1	08/31/17	EK	SW6010C
Mercury Digestion	Completed				08/31/17	Q/W	SW7470A
Semi-Volatile Extraction	Completed				08/30/17	P/D	SW3520C
Total Metals Digestion	Completed				08/30/17	AG	
Semivolatiles by SIM							
2-Methylnaphthalene	0.72	0.05	ug/L	1	08/31/17	DD	SW8270D (SIM)
Acenaphthene	5.6	0.05	ug/L	1	08/31/17	DD	SW8270D (SIM)
Acenaphthylene	0.10	0.05	ug/L	1	08/31/17	DD	SW8270D (SIM)
Anthracene	3.0	0.05	ug/L	1	08/31/17	DD	SW8270D (SIM)
Benz(a)anthracene	6.0	0.05	ug/L	1	08/31/17	DD	SW8270D (SIM)
Benzo(a)pyrene	4.9	0.05	ug/L	1	08/31/17	DD	SW8270D (SIM)
Benzo(b)fluoranthene	5.3	0.05	ug/L	1	08/31/17	DD	SW8270D (SIM)
Benzo(ghi)perylene	3.5	0.05	ug/L	1	08/31/17	DD	SW8270D (SIM)

Ver 1

Project ID: GREENWICH HIGH SCHOOL
Client ID: MW-AA12-082417-1

Phoenix I.D.: BY92750

Parameter	Result	RL/ PQL	Units	Dilution	Date/Time	By	Reference
Benzo(k)fluoranthene	2.9	0.05	ug/L	1	08/31/17	DD	SW8270D (SIM)
Chrysene	4.5	0.05	ug/L	1	08/31/17	DD	SW8270D (SIM)
Dibenz(a,h)anthracene	1.7	0.01	ug/L	1	08/31/17	DD	SW8270D (SIM)
Fluoranthene	9.5	0.05	ug/L	1	08/31/17	DD	SW8270D (SIM)
Fluorene	3.7	0.05	ug/L	1	08/31/17	DD	SW8270D (SIM)
Indeno(1,2,3-cd)pyrene	3.5	0.05	ug/L	1	08/31/17	DD	SW8270D (SIM)
Naphthalene	1.9	0.10	ug/L	1	08/31/17	DD	SW8270D (SIM)
Phenanthrene	9.6	0.05	ug/L	1	08/31/17	DD	SW8270D (SIM)
Pyrene	7.8	0.05	ug/L	1	08/31/17	DD	SW8270D (SIM)
QA/QC Surrogates							
% 2-Fluorobiphenyl	62		%	1	08/31/17	DD	30 - 130 %
% Nitrobenzene-d5	66		%	1	08/31/17	DD	30 - 130 %
% Terphenyl-d14	60		%	1	08/31/17	DD	30 - 130 %

RL/PQL=Reporting/Practical Quantitation Level ND=Not Detected BRL=Below Reporting Level
QA/QC Surrogates: Surrogates are compounds (preceeded with a %) added by the lab to determine analysis efficiency. Surrogate results(%) listed in the report are not "detected" compounds.

Comments:

If there are any questions regarding this data, please call Phoenix Client Services.
This report must not be reproduced except in full as defined by the attached chain of custody.

Phyllis Shiller, Laboratory Director
September 07, 2017
Reviewed and Released by: Maryam Taylor, Project Manager

Environmental Laboratories, Inc.
587 East Middle Turnpike, P.O.Box 370, Manchester, CT 06045
Tel. (860) 645-1102 Fax (860) 645-0823

Analysis Report

September 07, 2017

FOR: Attn: Mr. Matt Rood
AECOM
500 Enterprise Dr Suite 1A
Rocky Hill CT 06067

Sample Information		Custody Information		Date	Time
Matrix:	GROUND WATER	Collected by:		08/24/17	8:35
Location Code:	AECOM-CT	Received by:	LB	08/30/17	15:49
Rush Request:	Standard	Analyzed by:	see "By" below		
P.O.#:	NEED POS				

Laboratory Data

SDG ID: GBY92749
Phoenix ID: BY92751

Project ID: GREENWICH HIGH SCHOOL
Client ID: MW-AJ13-082917-1

Parameter	Result	RL/ PQL	Units	Dilution	Date/Time	By	Reference
Silver	< 0.001	0.001	mg/L	1	08/31/17	EK	SW6010C
Arsenic	0.090	0.004	mg/L	1	08/31/17	EK	SW6010C
Barium	0.068	0.002	mg/L	1	08/31/17	EK	SW6010C
Beryllium	< 0.001	0.001	mg/L	1	08/31/17	EK	SW6010C
Cadmium	< 0.001	0.001	mg/L	1	08/31/17	EK	SW6010C
Chromium	0.002	0.001	mg/L	1	08/31/17	EK	SW6010C
Copper	< 0.005	0.005	mg/L	1	08/31/17	EK	SW6010C
Mercury	< 0.0002	0.0002	mg/L	1	08/31/17	RS	SW7470A
Nickel	0.004	0.001	mg/L	1	08/31/17	EK	SW6010C
Lead	< 0.002	0.002	mg/L	1	08/31/17	EK	SW6010C
Antimony	< 0.005	0.005	mg/L	1	08/31/17	EK	SW6010C
Selenium	< 0.010	0.010	mg/L	1	08/31/17	EK	SW6010C
Thallium	< 0.001	0.001	mg/L	1	09/05/17	RS	SM3113B/SW7010-04
Vanadium	0.007	0.002	mg/L	1	08/31/17	EK	SW6010C
Zinc	0.918	0.002	mg/L	1	08/31/17	EK	SW6010C
Mercury Digestion	Completed				08/31/17	Q/W	SW7470A
Semi-Volatile Extraction	Completed				08/30/17	P/D	SW3520C
Total Metals Digestion	Completed				08/30/17	AG	
Semivolatiles by SIM							
2-Methylnaphthalene	ND	0.05	ug/L	1	08/31/17	DD	SW8270D (SIM)
Acenaphthene	ND	0.05	ug/L	1	08/31/17	DD	SW8270D (SIM)
Acenaphthylene	ND	0.05	ug/L	1	08/31/17	DD	SW8270D (SIM)
Anthracene	ND	0.05	ug/L	1	08/31/17	DD	SW8270D (SIM)
Benz(a)anthracene	ND	0.05	ug/L	1	08/31/17	DD	SW8270D (SIM)
Benzo(a)pyrene	ND	0.05	ug/L	1	08/31/17	DD	SW8270D (SIM)
Benzo(b)fluoranthene	ND	0.05	ug/L	1	08/31/17	DD	SW8270D (SIM)
Benzo(ghi)perylene	ND	0.05	ug/L	1	08/31/17	DD	SW8270D (SIM)

Ver 1

Project ID: GREENWICH HIGH SCHOOL
Client ID: MW-AJ13-082917-1

Phoenix I.D.: BY92751

Parameter	Result	RL/ PQL	Units	Dilution	Date/Time	By	Reference
Benzo(k)fluoranthene	ND	0.05	ug/L	1	08/31/17	DD	SW8270D (SIM)
Chrysene	ND	0.05	ug/L	1	08/31/17	DD	SW8270D (SIM)
Dibenz(a,h)anthracene	ND	0.01	ug/L	1	08/31/17	DD	SW8270D (SIM)
Fluoranthene	ND	0.05	ug/L	1	08/31/17	DD	SW8270D (SIM)
Fluorene	ND	0.05	ug/L	1	08/31/17	DD	SW8270D (SIM)
Indeno(1,2,3-cd)pyrene	ND	0.05	ug/L	1	08/31/17	DD	SW8270D (SIM)
Naphthalene	ND	0.11	ug/L	1	08/31/17	DD	SW8270D (SIM)
Phenanthrene	ND	0.05	ug/L	1	08/31/17	DD	SW8270D (SIM)
Pyrene	ND	0.05	ug/L	1	08/31/17	DD	SW8270D (SIM)
QA/QC Surrogates							
% 2-Fluorobiphenyl	51		%	1	08/31/17	DD	30 - 130 %
% Nitrobenzene-d5	47		%	1	08/31/17	DD	30 - 130 %
% Terphenyl-d14	59		%	1	08/31/17	DD	30 - 130 %

RL/PQL=Reporting/Practical Quantitation Level ND=Not Detected BRL=Below Reporting Level
QA/QC Surrogates: Surrogates are compounds (preceeded with a %) added by the lab to determine analysis efficiency. Surrogate results(%) listed in the report are not "detected" compounds.

Comments:

If there are any questions regarding this data, please call Phoenix Client Services.
This report must not be reproduced except in full as defined by the attached chain of custody.

Phyllis Shiller, Laboratory Director
September 07, 2017
Reviewed and Released by: Maryam Taylor, Project Manager

Environmental Laboratories, Inc.
587 East Middle Turnpike, P.O.Box 370, Manchester, CT 06045
Tel. (860) 645-1102 Fax (860) 645-0823

Analysis Report

September 07, 2017

FOR: Attn: Mr. Matt Rood
AECOM
500 Enterprise Dr Suite 1A
Rocky Hill CT 06067

Sample Information		Custody Information		Date	Time
Matrix:	GROUND WATER	Collected by:		08/24/17	
Location Code:	AECOM-CT	Received by:	LB	08/30/17	15:49
Rush Request:	Standard	Analyzed by:	see "By" below		
P.O.#:	NEED POS				

Laboratory Data

SDG ID: GBY92749
Phoenix ID: BY92752

Project ID: GREENWICH HIGH SCHOOL
Client ID: MW-Y15-082917-1

Parameter	Result	RL/ PQL	Units	Dilution	Date/Time	By	Reference
Silver	< 0.001	0.001	mg/L	1	08/31/17	EK	SW6010C
Arsenic	< 0.004	0.004	mg/L	1	08/31/17	EK	SW6010C
Barium	0.688	0.002	mg/L	1	08/31/17	EK	SW6010C
Beryllium	< 0.001	0.001	mg/L	1	08/31/17	EK	SW6010C
Cadmium	< 0.001	0.001	mg/L	1	08/31/17	EK	SW6010C
Chromium	< 0.001	0.001	mg/L	1	08/31/17	EK	SW6010C
Copper	< 0.005	0.005	mg/L	1	08/31/17	EK	SW6010C
Mercury	< 0.0002	0.0002	mg/L	1	08/31/17	RS	SW7470A
Nickel	< 0.001	0.001	mg/L	1	08/31/17	EK	SW6010C
Lead	< 0.002	0.002	mg/L	1	08/31/17	EK	SW6010C
Antimony	< 0.005	0.005	mg/L	1	08/31/17	EK	SW6010C
Selenium	< 0.010	0.010	mg/L	1	08/31/17	EK	SW6010C
Thallium	< 0.001	0.001	mg/L	1	09/05/17	RS	SM3113B/SW7010-04
Vanadium	< 0.002	0.002	mg/L	1	08/31/17	EK	SW6010C
Zinc	0.009	0.002	mg/L	1	08/31/17	EK	SW6010C
Mercury Digestion	Completed				08/31/17	Q/W	SW7470A
Semi-Volatile Extraction	Completed				08/30/17	P/D	SW3520C
Total Metals Digestion	Completed				08/30/17	AG	
Semivolatiles by SIM							
2-Methylnaphthalene	0.09	0.06	ug/L	1	08/31/17	DD	SW8270D (SIM)
Acenaphthene	0.39	0.06	ug/L	1	08/31/17	DD	SW8270D (SIM)
Acenaphthylene	ND	0.06	ug/L	1	08/31/17	DD	SW8270D (SIM)
Anthracene	0.07	0.06	ug/L	1	08/31/17	DD	SW8270D (SIM)
Benz(a)anthracene	ND	0.06	ug/L	1	08/31/17	DD	SW8270D (SIM)
Benzo(a)pyrene	ND	0.06	ug/L	1	08/31/17	DD	SW8270D (SIM)
Benzo(b)fluoranthene	ND	0.06	ug/L	1	08/31/17	DD	SW8270D (SIM)
Benzo(ghi)perylene	ND	0.06	ug/L	1	08/31/17	DD	SW8270D (SIM)

Ver 1

Project ID: GREENWICH HIGH SCHOOL
Client ID: MW-Y15-082917-1

Phoenix I.D.: BY92752

Parameter	Result	RL/ PQL	Units	Dilution	Date/Time	By	Reference
Benzo(k)fluoranthene	ND	0.06	ug/L	1	08/31/17	DD	SW8270D (SIM)
Chrysene	ND	0.06	ug/L	1	08/31/17	DD	SW8270D (SIM)
Dibenz(a,h)anthracene	ND	0.01	ug/L	1	08/31/17	DD	SW8270D (SIM)
Fluoranthene	ND	0.06	ug/L	1	08/31/17	DD	SW8270D (SIM)
Fluorene	0.19	0.06	ug/L	1	08/31/17	DD	SW8270D (SIM)
Indeno(1,2,3-cd)pyrene	ND	0.06	ug/L	1	08/31/17	DD	SW8270D (SIM)
Naphthalene	ND	0.11	ug/L	1	08/31/17	DD	SW8270D (SIM)
Phenanthrene	ND	0.06	ug/L	1	08/31/17	DD	SW8270D (SIM)
Pyrene	ND	0.06	ug/L	1	08/31/17	DD	SW8270D (SIM)
QA/QC Surrogates							
% 2-Fluorobiphenyl	58		%	1	08/31/17	DD	30 - 130 %
% Nitrobenzene-d5	54		%	1	08/31/17	DD	30 - 130 %
% Terphenyl-d14	59		%	1	08/31/17	DD	30 - 130 %

RL/PQL=Reporting/Practical Quantitation Level ND=Not Detected BRL=Below Reporting Level
QA/QC Surrogates: Surrogates are compounds (preceeded with a %) added by the lab to determine analysis efficiency. Surrogate results(%) listed in the report are not "detected" compounds.

Comments:

If there are any questions regarding this data, please call Phoenix Client Services.
This report must not be reproduced except in full as defined by the attached chain of custody.

Phyllis Shiller, Laboratory Director
September 07, 2017
Reviewed and Released by: Maryam Taylor, Project Manager

Environmental Laboratories, Inc.
587 East Middle Turnpike, P.O.Box 370, Manchester, CT 06045
Tel. (860) 645-1102 Fax (860) 645-0823

QA/QC Report

September 07, 2017

QA/QC Data

SDG I.D.: GBY92749

Parameter	Blank	Blk RL	Sample Result	Dup Result	Dup RPD	LCS %	LCSD %	LCS RPD	MS %	MSD %	MS RPD	% Rec Limits	% RPD Limits
QA/QC Batch 399831 (mg/L), QC Sample No: BY92257 (BY92749, BY92750, BY92751, BY92752)													
Mercury - Water	BRL	0.0002	<0.0002	<0.0002	NC	89.2			75.2			80 - 120	20
Comment:													
Additional Mercury criteria: LCS acceptance range for waters is 80-120% and for soils is 70-130%. MS acceptance range is 75-125%.													
QA/QC Batch 399938 (mg/L), QC Sample No: BY92509 (BY92749, BY92750, BY92751, BY92752)													
Thallium - Water	BRL	0.001	<0.001	<0.001	NC	115			100			75 - 125	20
QA/QC Batch 399785 (mg/L), QC Sample No: BY92619 (BY92749, BY92750, BY92751, BY92752)													
ICP Metals - Aqueous													
Antimony	BRL	0.005	<0.005	<0.005	NC	95.0			95.0			75 - 125	20
Arsenic	BRL	0.004	<0.004	<0.004	NC	94.1			95.5			75 - 125	20
Barium	BRL	0.002	0.022	0.021	4.70	106			105			75 - 125	20
Beryllium	BRL	0.001	<0.001	<0.001	NC	94.3			95.4			75 - 125	20
Cadmium	BRL	0.001	<0.001	<0.001	NC	97.0			95.6			75 - 125	20
Chromium	BRL	0.001	0.002	0.002	NC	97.2			99.8			75 - 125	20
Copper	BRL	0.005	<0.005	<0.005	NC	101			102			75 - 125	20
Lead	BRL	0.002	<0.002	<0.002	NC	95.8			95.5			75 - 125	20
Nickel	BRL	0.001	<0.001	<0.001	NC	98.6			98.8			75 - 125	20
Selenium	BRL	0.010	<0.010	<0.010	NC	91.6			91.7			75 - 125	20
Silver	BRL	0.001	<0.001	<0.001	NC	95.7			96.6			75 - 125	20
Vanadium	BRL	0.002	<0.002	<0.002	NC	97.3			98.6			75 - 125	20
Zinc	BRL	0.002	0.004	0.004	NC	96.1			96.7			75 - 125	20

Environmental Laboratories, Inc.
587 East Middle Turnpike, P.O.Box 370, Manchester, CT 06045
Tel. (860) 645-1102 Fax (860) 645-0823

QA/QC Report

September 07, 2017

QA/QC Data

SDG I.D.: GBY92749

Parameter	Blank	Blk RL	LCS %	LCSD %	LCS RPD	MS %	MSD %	MS RPD	% Rec Limits	% RPD Limits
QA/QC Batch 399751 (ug/L), QC Sample No: BY92619 (BY92749, BY92750, BY92751, BY92752)										
Semivolatiles by SIM - Ground Water										
2-Methylnaphthalene	ND	0.05	80	79	1.3	66	64	3.1	30 - 130	20
Acenaphthene	ND	0.05	83	83	0.0	79	78	1.3	30 - 130	20
Acenaphthylene	ND	0.04	84	88	4.7	74	74	0.0	30 - 130	20
Anthracene	ND	0.02	85	85	0.0	63	64	1.6	30 - 130	20
Benz(a)anthracene	ND	0.02	85	84	1.2	61	60	1.7	30 - 130	20
Benzo(a)pyrene	ND	0.02	78	76	2.6	44	45	2.2	30 - 130	20
Benzo(b)fluoranthene	ND	0.02	84	80	4.9	55	55	0.0	30 - 130	20
Benzo(ghi)perylene	ND	0.02	73	72	1.4	40	42	4.9	30 - 130	20
Benzo(k)fluoranthene	ND	0.02	82	80	2.5	58	61	5.0	30 - 130	20
Chrysene	ND	0.02	76	75	1.3	65	63	3.1	30 - 130	20
Dibenz(a,h)anthracene	ND	0.01	87	86	1.2	48	51	6.1	30 - 130	20
Fluoranthene	ND	0.04	85	86	1.2	71	75	5.5	30 - 130	20
Fluorene	ND	0.05	83	83	0.0	77	79	2.6	30 - 130	20
Indeno(1,2,3-cd)pyrene	ND	0.02	79	78	1.3	44	47	6.6	30 - 130	20
Naphthalene	ND	0.05	81	81	0.0	71	69	2.9	30 - 130	20
Phenanthrene	ND	0.05	76	75	1.3	73	72	1.4	30 - 130	20
Pyrene	ND	0.02	88	88	0.0	69	74	7.0	30 - 130	20
% 2-Fluorobiphenyl	75	%	74	74	0.0	76	74	2.7	30 - 130	20
% Nitrobenzene-d5	88	%	73	75	2.7	73	71	2.8	30 - 130	20
% Terphenyl-d14	93	%	98	97	1.0	60	66	9.5	30 - 130	20

Comment:

Additional 8270 criteria:20% of compounds can be outside of acceptance criteria as long as recovery is at least 10%. (Acid surrogates acceptance range for aqueous samples: 15-110%, for soils 30-130%)

If there are any questions regarding this data, please call Phoenix Client Services at extension 200.

RPD - Relative Percent Difference
LCS - Laboratory Control Sample
LCSD - Laboratory Control Sample Duplicate
MS - Matrix Spike
MS Dup - Matrix Spike Duplicate
NC - No Criteria
Intf - Interference

Phyllis Shiller, Laboratory Director
September 07, 2017

Thursday, September 07, 2017

Criteria: CT: GWP, RC, SWP

State: CT

Sample Criteria Exceedances Report

GBY92749 - AECOM-CT

SampNo	Acode	Phoenix Analyte	Criteria	Result	RL	Criteria	RL Criteria	Analysis Units
BY92750	$8100CTSIMR	Benzo(ghi)perylene	CT / RSR GWPC (ug/l) / APS Organics	3.5	0.05	0.48	0.48	ug/L
BY92750	$8100CTSIMR	Indeno(1,2,3-cd)pyrene	CT / RSR GWPC (ug/l) / APS Organics	3.5	0.05	0.1	0.1	ug/L
BY92750	$8100CTSIMR	Dibenz(a,h)anthracene	CT / RSR GWPC (ug/l) / APS Organics	1.7	0.01	0.1	0.1	ug/L
BY92750	$8100CTSIMR	Benzo(k)fluoranthene	CT / RSR GWPC (ug/l) / Semivolatiles	2.9	0.05	0.5	0.5	ug/L
BY92750	$8100CTSIMR	Benzo(a)pyrene	CT / RSR GWPC (ug/l) / Semivolatiles	4.9	0.05	0.2	0.2	ug/L
BY92750	$8100CTSIMR	Benzo(b)fluoranthene	CT / RSR GWPC (ug/l) / Semivolatiles	5.3	0.05	0.08	0.08	ug/L
BY92750	$8100CTSIMR	Benz(a)anthracene	CT / RSR GWPC (ug/l) / Semivolatiles	6.0	0.05	0.06	0.06	ug/L
BY92750	$8100CTSIMR	Chrysene	CT / RSR SWPC (ug/l) / APS Organics	4.5	0.05	0.54	0.54	ug/L
BY92750	$8100CTSIMR	Dibenz(a,h)anthracene	CT / RSR SWPC (ug/l) / APS Organics	1.7	0.01	0.3	0.3	ug/L
BY92750	$8100CTSIMR	Indeno(1,2,3-cd)pyrene	CT / RSR SWPC (ug/l) / APS Organics	3.5	0.05	0.54	0.54	ug/L
BY92750	$8100CTSIMR	Phenanthrene	CT / RSR SWPC (ug/l) / Semivolatiles	9.6	0.05	0.077	0.077	ug/L
BY92750	$8100CTSIMR	Benzo(b)fluoranthene	CT / RSR SWPC (ug/l) / Semivolatiles	5.3	0.05	0.3	0.3	ug/L
BY92750	$8100CTSIMR	Benzo(a)pyrene	CT / RSR SWPC (ug/l) / Semivolatiles	4.9	0.05	0.3	0.3	ug/L
BY92750	$8100CTSIMR	Benz(a)anthracene	CT / RSR SWPC (ug/l) / Semivolatiles	6.0	0.05	0.3	0.3	ug/L
BY92750	$8100CTSIMR	Benzo(k)fluoranthene	CT / RSR SWPC (ug/l) / Semivolatiles	2.9	0.05	0.3	0.3	ug/L
BY92751	AS-WM	Arsenic	CT / RSR GWPC (ug/l) / Inorganics	0.090	0.004	0.05	0.05	mg/L
BY92751	AS-WM	Arsenic	CT / RSR SWPC (ug/l) / Inorganics	0.090	0.004	0.004	0.004	mg/L
BY92751	ZN-WM	Zinc	CT / RSR SWPC (ug/l) / Inorganics	0.918	0.002	0.123	0.123	mg/L

Phoenix Laboratories does not assume responsibility for the data contained in this report. It is provided as an additional tool to identify requested criteria exceedences. All efforts are made to ensure the accuracy of the data (obtained from appropriate agencies). A lack of exceedence information does not necessarily suggest conformance to the criteria. It is ultimately the site professional's responsibility to determine appropriate compliance.

REASONABLE CONFIDENCE PROTOCOL
LABORATORY ANALYSIS QA/QC CERTIFICATION FORM

Laboratory Name: Phoenix Environmental Labs, Inc. ***Client:*** AECOM

Project Location: GREENWICH HIGH SCHOOL ***Project Number:***

Laboratory Sample ID(s): BY92749-BY92752 ***Sampling Date(s):*** 8/24/2017

List RCP Methods Used (e.g., 8260, 8270, et cetera) 6010, 7000, 7470/7471, 8270

1	**For each analytical method referenced in this laboratory report package, were all specified QA/QC performance criteria followed, including the requirement to explain any criteria falling outside of acceptable guidelines, as specified in the CT DEP method-specific Reasonable Confidence Protocol documents?**	☑ Yes ☐ No
1A	**Were the method specified preservation and holding time requirements met?**	☑ Yes ☐ No
1B	***VPH and EPH methods only:*** **Was the VPH or EPH method conducted without significant modifications (see section 11.3 of respective RCP methods)**	☐ Yes ☐ No ☑ NA
2	**Were all samples received by the laboratory in a condition consistent with that described on the associated Chain-of-Custody document(s)?**	☑ Yes ☐ No
3	**Were samples received at an appropriate temperature (< 6 Degrees C)?**	☑ Yes ☐ No ☐ NA
4	**Were all QA/QC performance criteria specified in the CTDEP Reasonable Confidence Protocol documents achieved?**	☑ Yes ☐ No
5	**a) Were reporting limits specified or referenced on the chain-of-custody?** **b) Were these reporting limits met?**	☑ Yes ☐ No ☑ Yes ☐ No
6	**For each analytical method referenced in this laboratory report package, were results reported for all constituents identified in the method-specific analyte lists presented in the Reasonable Confidence Protocol documents?**	☐ Yes ☑ No
7	**Are project-specific matrix spikes and laboratory duplicates included in the data set?**	☐ Yes ☑ No

Notes: For all questions to which the response was "No" (with the exception of question #7), additional information must be provided in an attached narrative. If the answer to question #1, #1A or 1B is "No", the data package does not meet the requirements for "Reasonable Confidence". This form may not be altered and all questions must be answered.

I, the undersigned, attest under the pains and penalties of perjury that, to the best of my knowledge and belief and based upon my personal inquiry of those responsible for providing the information contained in this analytical report, such information is accurate and complete.

Authorized Signature:  **Position:** Project Manager

Printed Name: Maryam Taylor **Date:** Thursday, September 07, 2017

Name of Laboratory Phoenix Environmental Labs, Inc.

This certification form is to be used for RCP methods only.

Environmental Laboratories, Inc.
587 East Middle Turnpike, P.O.Box 370, Manchester, CT 06045
Tel. (860) 645-1102 Fax (860) 645-0823

NY # 11301

RCP Certification Report

September 07, 2017

SDG I.D.: GBY92749

SDG Comments

8270 Semi-volatile Organics:
Only the PAH constituents are reported as requested on the chain-of-custody. In order to achieve the requested reporting levels for the target compounds, the sample was extracted and analyzed via 8270 selective ion monitoring (SIM).

AA Metals (TL) Narration

Were all QA/QC performance criteria specified in the analytical method achieved? Yes.

Instrument:

PE600-1 09/05/17 10:14 Rick Schweitzer, Chemist 09/05/17

BY92749, BY92750, BY92751, BY92752

The initial calibration met criteria.
The continuing calibration standards met criteria for all the elements reported. The linear range is defined daily by the calibration range.
The continuing calibration blanks were less than the reporting level for the elements reported.
The CRDL met criteria.
The following Initial Calibration Verification (ICV) compounds did not meet criteria: None.
The following Continuing Calibration Verification (CCV) compounds did not meet criteria: None.
The following samples did not meet analytical spike criteria: None.

QC (Batch Specific):

Batch 399938 (BY92509)

BY92749, BY92750, BY92751, BY92752

All LCS recoveries were within 75 - 125 with the following exceptions: None.

Mercury Narration

Were all QA/QC performance criteria specified in the analytical method achieved? Yes.

Instrument:

MERLIN 08/31/17 08:38 Rick Schweitzer, Chemist 08/31/17

BY92749, BY92750, BY92751, BY92752

The method preparation blank contains all of the acids and reagents as the samples; the instrument blanks do not.
The initial calibration met all criteria including a standard run at or below the reporting level.
All calibration verification standards (ICV, CCV) met criteria.
All calibration blank verification standards (ICB, CCB) met criteria.
The matrix spike sample is used to identify spectral interference for each batch of samples, if within 85-115%, no interference is observed and no further action is taken.
The following Initial Calibration Verification (ICV) compounds did not meet criteria: None.
The following Continuing Calibration Verification (CCV) compounds did not meet criteria: None.

QC (Batch Specific):

Batch 399831 (BY92257)

BY92749, BY92750, BY92751, BY92752

All LCS recoveries were within 80 - 120 with the following exceptions: None.
Additional Mercury criteria: LCS acceptance range for waters is 80-120% and for soils is 70-130%. MS acceptance range is 75-125%.

Environmental Laboratories, Inc.
587 East Middle Turnpike, P.O.Box 370, Manchester, CT 06045
Tel. (860) 645-1102 Fax (860) 645-0823

NY # 11301

Certification Report

September 07, 2017

SDG I.D.: GBY92749

Mercury Narration

Additional Mercury criteria: LCS acceptance range for waters is 80-120% and for soils is 70-130%. MS acceptance range is 75-125%.

ICP Metals Narration

Were all QA/QC performance criteria specified in the analytical method achieved? Yes.

Instrument:

BLUE 08/31/17 05:57 Emily Kolominskaya, Chemist 08/31/17

BY92749, BY92750, BY92751, BY92752

The initial calibration met criteria.
The continuing calibration standards met criteria for all the elements reported. The linear range is defined daily by the calibration range.
The continuing calibration blanks were less than the reporting level for the elements reported.
The ICSA and ICSAB were analyzed at the beginning and end of the run and were within criteria.The linear range is defined daily by the calibration range.
The following Initial Calibration Verification (ICV) compounds did not meet criteria: None.
The following Continuing Calibration Verification (CCV) compounds did not meet criteria: None.
The following ICP Interference Check (ICSAB) compounds did not meet criteria: None.

QC (Batch Specific):

Batch 399785 (BY92619)

BY92749, BY92750, BY92751, BY92752

All LCS recoveries were within 75 - 125 with the following exceptions: None.

SVOASIM Narration

Were all QA/QC performance criteria specified in the Reasonable Confidence Protocol documents achieved? Yes.

Instrument:

CHEM07 08/31/17-1 Damien Drobinski, Chemist 08/31/17

BY92749, BY92750, BY92751, BY92752

Initial Calibration Verification (CHEM07/SIM_0829):
96% of target compounds met criteria.
The following compounds had %RSDs >20%: None.
The following compounds did not meet recommended response factors: None.
The following compounds did not meet a minimum response factors: None.

Continuing Calibration Verification (CHEM07/0831_02A-SIM_0829):
Internal standard areas were within 50 to 200% of the initial calibration with the following exceptions: None.
100% of target compounds met criteria.
The following compounds did not meet % deviation criteria: None.
The following compounds did not meet maximum % deviations: None.
The following compounds did not meet recommended response factors: None.
The following compounds did not meet minimum response factors: None.

QC (Batch Specific):

Environmental Laboratories, Inc.
587 East Middle Turnpike, P.O.Box 370, Manchester, CT 06045
Tel. (860) 645-1102 Fax (860) 645-0823

NY # 11301

RCP Certification Report

September 07, 2017

SDG I.D.: GBY92749

SVOASIM Narration

Batch 399751 (BY92619)

BY92749, BY92750, BY92751, BY92752

All LCS recoveries were within 30 - 130 with the following exceptions: None.
All LCSD recoveries were within 30 - 130 with the following exceptions: None.
All LCS/LCSD RPDs were less than 20% with the following exceptions: None.
Additional 8270 criteria:20% of compounds can be outside of acceptance criteria as long as recovery is at least 10%. (Acid surrogates acceptance range for aqueous samples: 15-110%, for soils 30-130%)
Additional 8270 criteria:20% of compounds can be outside of acceptance criteria as long as recovery is at least 10%. (Acid surrogates acceptance range for aqueous samples: 15-110%, for soils 30-130%)

Temperature Narration

The samples were received at 3.4C with cooling initiated.
(Note acceptance criteria is above freezing up to 6°C)

Cooler: Yes [X] No [ ]
Coolant: IPK [ ] ICE [X] No [ ]

CHAIN OF CUSTODY RECORD

PHOENIX Environmental Laboratories, Inc.

587 East Middle Turnpike, P.O. Box 370, Manchester, CT 06040
Email: info@phoenixlabs.com Fax (860) 645-0823
Client Services (860) 645-8726

Temp 3.0 °C Pg 1 of 1

Data Delivery:
[ ] Fax #:
[X] Email: Matthew.Rood@aecom.com

Customer: AECOM
Address: 500 Enterprise Dr
Rocky Hill, CT 06067

Project: Greenwich High School
Report to: Matt Rood
Invoice to: "
Phone #: 860-263-5800
Fax #:

Project P.O:

This section MUST be completed with Bottle Quantities.

Client Sample - Information - Identification

Sampler's Signature: _____ Date: _____

Matrix Code:
DW=Drinking Water **GW**=Ground Water **SW**=Surface Water **WW**=Waste Water
RW=Raw Water **SE**=Sediment **SL**=Sludge **S**=Soil **SD**=Solid **W**=Wipe
OIL=Oil **B**=Bulk **L**=Liquid

Analysis Request

PHOENIX USE ONLY SAMPLE #	Customer Sample Identification	Sample Matrix	Date Sampled	Time Sampled	PAH SIM	CT RCP Metals	Soil VOA Vials [ ] methanol [ ] H2O	GL Soil container ( ) oz ( ) oz	40 ml VOA Vial [ ] As is [ ] HCl	GL Amber 1000ml [X] As is [ ] H2SO4	PL As is [ ]250ml [ ]500ml [ ]1000ml	PL H2SO4 [ ]250ml [ ]500ml	PL HNO3 250ml	PL NaOH 250ml	Bacteria (as is)	Bacteria (w/thio)
92749	MW-49-082417-1	GW	8/24/17	1020	X	X				1			1			
92750	MW-AA12-082417-1	GW	8/24/17	1120	X	X				1			1			
92751	MW-AS13-082917-1	GW	8/29/17	835	X	X				1			1			
92752	MW-415-082917-1	GW	8/29/17		X	X				1			1			

Relinquished by:	Accepted by:	Date:	Time:
		8.30-17	8:49
	Krystal Bruce	8.30.17	15:49

Comments, Special Requirements or Regulations:
- GWPC/SWPC ~~criteria~~ SC criteria must be met for reporting limits.
- Client is a municipality, do not include tax on invoice.

Turnaround:
[ ] 1 Day*
[ ] 2 Days*
[ ] 3 Days*
[X] Standard
[ ] Other
* SURCHARGE APPLIES

RI
[ ] Direct Exposure (Residential)
[ ] GW
[ ] Other

CT
[X] RCP Cert
[X] GW Protection
[X] SW Protection
[ ] GA Mobility
[ ] GB Mobility
[X] Residential DEC
[ ] I/C DEC
[ ] Other

MA
[ ] MCP Certification
[ ] GW-1
[ ] GW-2
[ ] GW-3
[ ] S-1
[ ] S-2
[ ] S-3
[ ] MWRA eSMART
[ ] Other

State where samples were collected: CT

Data Format
[X] Excel
[X] PDF
[ ] GIS/Key
[X] EQuIS
[ ] Other

Data Package
[ ] Tier II Checklist
[ ] Full Data Package*
[ ] Phoenix Std Report
[ ] Other
* SURCHARGE APPLIES

PHOENIX
Environmental Laboratories, Inc.

Tuesday, November 21, 2017

Attn: Mr. Matt Rood
AECOM
500 Enterprise Dr Suite 1A
Rocky Hill CT 06067

Project ID: GREENWICH HS
Sample ID#s: BZ41605 - BZ41608

This laboratory is in compliance with the NELAC requirements of procedures used except where indicated.

This report contains results for the parameters tested, under the sampling conditions described on the Chain Of Custody, as received by the laboratory. This report is incomplete unless all pages indicated in the pagination at the bottom of the page are included.

A scanned version of the COC form accompanies the analytical report and is an exact duplicate of the original.

If you have any questions concerning this testing, please do not hesitate to contact Phoenix Client Services at ext. 200.

Sincerely yours,

Phyllis Shiller
Laboratory Director

NELAC - #NY11301
CT Lab Registration #PH-0618
MA Lab Registration #M-CT007
ME Lab Registration #CT-007
NH Lab Registration #213693-A,B
NJ Lab Registration #CT-003
NY Lab Registration #11301
PA Lab Registration #68-03530
RI Lab Registration #63
VT Lab Registration #VT11301

Environmental Laboratories, Inc.
587 East Middle Turnpike, P.O.Box 370, Manchester, CT 06045
Tel. (860) 645-1102 Fax (860) 645-0823

Analysis Report

November 21, 2017

FOR: Attn: Mr. Matt Rood
AECOM
500 Enterprise Dr Suite 1A
Rocky Hill CT 06067

Sample Information		Custody Information		Date	Time
Matrix:	GROUND WATER	Collected by:		11/14/17	8:10
Location Code:	AECOM-CT	Received by:	B	11/14/17	16:33
Rush Request:	Standard	Analyzed by:	see "By" below		
P.O.#:	60432356.0500				

Laboratory Data

SDG ID: GBZ41605
Phoenix ID: BZ41605

Project ID: GREENWICH HS
Client ID: MW-AE8-111417-1

Parameter	Result	RL/ PQL	Units	Dilution	Date/Time	By	Reference
Silver	< 0.001	0.001	mg/L	1	11/15/17	MA	SW6010C
Arsenic	< 0.004	0.004	mg/L	1	11/15/17	MA	SW6010C
Barium	0.137	0.002	mg/L	1	11/15/17	MA	SW6010C
Beryllium	< 0.001	0.001	mg/L	1	11/15/17	MA	SW6010C
Cadmium	< 0.001	0.001	mg/L	1	11/15/17	MA	SW6010C
Chromium	< 0.001	0.001	mg/L	1	11/15/17	MA	SW6010C
Copper	0.044	0.005	mg/L	1	11/15/17	MA	SW6010C
Mercury	< 0.0002	0.0002	mg/L	1	11/15/17	RS	SW7470A
Nickel	0.003	0.001	mg/L	1	11/15/17	MA	SW6010C
Lead	< 0.002	0.002	mg/L	1	11/15/17	MA	SW6010C
Antimony	< 0.005	0.005	mg/L	1	11/15/17	MA	SW6010C
Selenium	< 0.010	0.010	mg/L	1	11/15/17	MA	SW6010C
Thallium	< 0.001	0.001	mg/L	1	11/16/17	RS	SM3113B/SW7010-04
Vanadium	0.003	0.002	mg/L	1	11/15/17	MA	SW6010C
Zinc	0.006	0.002	mg/L	1	11/15/17	MA	SW6010C
Mercury Digestion	Completed				11/15/17	W/W	SW7470A
Semi-Volatile Extraction	Completed				11/16/17	P/I	SW3520C
Total Metals Digestion	Completed				11/14/17	AG	
Semivolatiles by SIM							
2-Methylnaphthalene	ND	0.05	ug/L	1	11/17/17	DD	SW8270D (SIM)
Acenaphthene	ND	0.05	ug/L	1	11/17/17	DD	SW8270D (SIM)
Acenaphthylene	ND	0.05	ug/L	1	11/17/17	DD	SW8270D (SIM)
Anthracene	ND	0.05	ug/L	1	11/17/17	DD	SW8270D (SIM)
Benz(a)anthracene	ND	0.05	ug/L	1	11/17/17	DD	SW8270D (SIM)
Benzo(a)pyrene	ND	0.05	ug/L	1	11/17/17	DD	SW8270D (SIM)
Benzo(b)fluoranthene	ND	0.05	ug/L	1	11/17/17	DD	SW8270D (SIM)
Benzo(ghi)perylene	ND	0.05	ug/L	1	11/17/17	DD	SW8270D (SIM)

Project ID: GREENWICH HS
Client ID: MW-AE8-111417-1

Phoenix I.D.: BZ41605

Parameter	Result	RL/ PQL	Units	Dilution	Date/Time	By	Reference
Benzo(k)fluoranthene	ND	0.05	ug/L	1	11/17/17	DD	SW8270D (SIM)
Chrysene	ND	0.05	ug/L	1	11/17/17	DD	SW8270D (SIM)
Dibenz(a,h)anthracene	ND	0.01	ug/L	1	11/17/17	DD	SW8270D (SIM)
Fluoranthene	ND	0.05	ug/L	1	11/17/17	DD	SW8270D (SIM)
Fluorene	ND	0.05	ug/L	1	11/17/17	DD	SW8270D (SIM)
Indeno(1,2,3-cd)pyrene	ND	0.05	ug/L	1	11/17/17	DD	SW8270D (SIM)
Naphthalene	ND	0.09	ug/L	1	11/17/17	DD	SW8270D (SIM)
Phenanthrene	ND	0.05	ug/L	1	11/17/17	DD	SW8270D (SIM)
Pyrene	ND	0.05	ug/L	1	11/17/17	DD	SW8270D (SIM)
QA/QC Surrogates							
% 2-Fluorobiphenyl	63		%	1	11/17/17	DD	30 - 130 %
% Nitrobenzene-d5	76		%	1	11/17/17	DD	30 - 130 %
% Terphenyl-d14	65		%	1	11/17/17	DD	30 - 130 %

RL/PQL=Reporting/Practical Quantitation Level ND=Not Detected BRL=Below Reporting Level
QA/QC Surrogates: Surrogates are compounds (preceeded with a %) added by the lab to determine analysis efficiency. Surrogate results(%) listed in the report are not "detected" compounds.

Comments:

If there are any questions regarding this data, please call Phoenix Client Services.
This report must not be reproduced except in full as defined by the attached chain of custody.

Phyllis Shiller, Laboratory Director
November 21, 2017
Reviewed and Released by: Ethan Lee, Project Manager

Environmental Laboratories, Inc.
587 East Middle Turnpike, P.O.Box 370, Manchester, CT 06045
Tel. (860) 645-1102 Fax (860) 645-0823

Analysis Report

November 21, 2017

FOR: Attn: Mr. Matt Rood
AECOM
500 Enterprise Dr Suite 1A
Rocky Hill CT 06067

Sample Information		Custody Information		Date	Time
Matrix:	GROUND WATER	Collected by:		11/14/17	8:40
Location Code:	AECOM-CT	Received by:	B	11/14/17	16:33
Rush Request:	Standard	Analyzed by:	see "By" below		
P.O.#:	60432356.0500				

Laboratory Data

SDG ID: GBZ41605
Phoenix ID: BZ41606

Project ID: GREENWICH HS
Client ID: MW-Y15-111417-1

Parameter	Result	RL/ PQL	Units	Dilution	Date/Time	By	Reference
Silver	< 0.001	0.001	mg/L	1	11/15/17	MA	SW6010C
Arsenic	< 0.004	0.004	mg/L	1	11/15/17	MA	SW6010C
Barium	0.486	0.002	mg/L	1	11/15/17	MA	SW6010C
Beryllium	< 0.001	0.001	mg/L	1	11/15/17	MA	SW6010C
Cadmium	< 0.001	0.001	mg/L	1	11/15/17	MA	SW6010C
Chromium	0.001	0.001	mg/L	1	11/15/17	MA	SW6010C
Copper	< 0.005	0.005	mg/L	1	11/15/17	MA	SW6010C
Mercury	< 0.0002	0.0002	mg/L	1	11/15/17	RS	SW7470A
Nickel	0.002	0.001	mg/L	1	11/15/17	MA	SW6010C
Lead	< 0.002	0.002	mg/L	1	11/15/17	MA	SW6010C
Antimony	< 0.005	0.005	mg/L	1	11/15/17	MA	SW6010C
Selenium	< 0.010	0.010	mg/L	1	11/15/17	MA	SW6010C
Thallium	< 0.001	0.001	mg/L	1	11/16/17	RS	SM3113B/SW7010-04
Vanadium	< 0.002	0.002	mg/L	1	11/15/17	MA	SW6010C
Zinc	0.014	0.002	mg/L	1	11/15/17	MA	SW6010C
Mercury Digestion	Completed				11/15/17	W/W	SW7470A
Semi-Volatile Extraction	Completed				11/16/17	P/I	SW3520C
Total Metals Digestion	Completed				11/14/17	AG	
Semivolatiles by SIM							
2-Methylnaphthalene	ND	0.05	ug/L	1	11/17/17	DD	SW8270D (SIM)
Acenaphthene	0.34	0.05	ug/L	1	11/17/17	DD	SW8270D (SIM)
Acenaphthylene	ND	0.05	ug/L	1	11/17/17	DD	SW8270D (SIM)
Anthracene	ND	0.05	ug/L	1	11/17/17	DD	SW8270D (SIM)
Benz(a)anthracene	ND	0.05	ug/L	1	11/17/17	DD	SW8270D (SIM)
Benzo(a)pyrene	ND	0.05	ug/L	1	11/17/17	DD	SW8270D (SIM)
Benzo(b)fluoranthene	ND	0.05	ug/L	1	11/17/17	DD	SW8270D (SIM)
Benzo(ghi)perylene	ND	0.05	ug/L	1	11/17/17	DD	SW8270D (SIM)

Project ID: GREENWICH HS
Client ID: MW-Y15-111417-1

Phoenix I.D.: BZ41606

Parameter	Result	RL/ PQL	Units	Dilution	Date/Time	By	Reference
Benzo(k)fluoranthene	ND	0.05	ug/L	1	11/17/17	DD	SW8270D (SIM)
Chrysene	ND	0.05	ug/L	1	11/17/17	DD	SW8270D (SIM)
Dibenz(a,h)anthracene	ND	0.01	ug/L	1	11/17/17	DD	SW8270D (SIM)
Fluoranthene	ND	0.05	ug/L	1	11/17/17	DD	SW8270D (SIM)
Fluorene	0.18	0.05	ug/L	1	11/17/17	DD	SW8270D (SIM)
Indeno(1,2,3-cd)pyrene	ND	0.05	ug/L	1	11/17/17	DD	SW8270D (SIM)
Naphthalene	ND	0.10	ug/L	1	11/17/17	DD	SW8270D (SIM)
Phenanthrene	ND	0.05	ug/L	1	11/17/17	DD	SW8270D (SIM)
Pyrene	ND	0.05	ug/L	1	11/17/17	DD	SW8270D (SIM)
QA/QC Surrogates							
% 2-Fluorobiphenyl	63		%	1	11/17/17	DD	30 - 130 %
% Nitrobenzene-d5	79		%	1	11/17/17	DD	30 - 130 %
% Terphenyl-d14	59		%	1	11/17/17	DD	30 - 130 %

RL/PQL=Reporting/Practical Quantitation Level ND=Not Detected BRL=Below Reporting Level
QA/QC Surrogates: Surrogates are compounds (preceeded with a %) added by the lab to determine analysis efficiency. Surrogate results(%) listed in the report are not "detected" compounds.

Comments:

If there are any questions regarding this data, please call Phoenix Client Services.
This report must not be reproduced except in full as defined by the attached chain of custody.

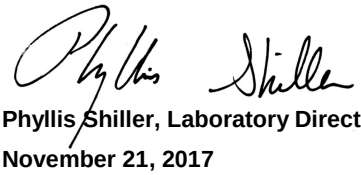

Phyllis Shiller, Laboratory Director
November 21, 2017
Reviewed and Released by: Ethan Lee, Project Manager

Environmental Laboratories, Inc.
587 East Middle Turnpike, P.O.Box 370, Manchester, CT 06045
Tel. (860) 645-1102 Fax (860) 645-0823

Analysis Report

November 21, 2017

FOR: Attn: Mr. Matt Rood
AECOM
500 Enterprise Dr Suite 1A
Rocky Hill CT 06067

Sample Information		Custody Information		Date	Time
Matrix:	GROUND WATER	Collected by:		11/14/17	10:45
Location Code:	AECOM-CT	Received by:	B	11/14/17	16:33
Rush Request:	Standard	Analyzed by:	see "By" below		
P.O.#:	60432356.0500				

Laboratory Data

SDG ID: GBZ41605
Phoenix ID: BZ41607

Project ID: GREENWICH HS
Client ID: MW-Y9-111417-1

Parameter	Result	RL/ PQL	Units	Dilution	Date/Time	By	Reference
Silver	< 0.001	0.001	mg/L	1	11/15/17	MA	SW6010C
Arsenic	0.009	0.004	mg/L	1	11/15/17	MA	SW6010C
Barium	0.789	0.002	mg/L	1	11/15/17	MA	SW6010C
Beryllium	< 0.001	0.001	mg/L	1	11/15/17	MA	SW6010C
Cadmium	< 0.001	0.001	mg/L	1	11/15/17	MA	SW6010C
Chromium	< 0.001	0.001	mg/L	1	11/15/17	MA	SW6010C
Copper	0.010	0.005	mg/L	1	11/15/17	MA	SW6010C
Mercury	< 0.0002	0.0002	mg/L	1	11/15/17	RS	SW7470A
Nickel	0.005	0.001	mg/L	1	11/15/17	MA	SW6010C
Lead	0.004	0.002	mg/L	1	11/15/17	MA	SW6010C
Antimony	< 0.005	0.005	mg/L	1	11/15/17	MA	SW6010C
Selenium	< 0.010	0.010	mg/L	1	11/15/17	MA	SW6010C
Thallium	< 0.001	0.001	mg/L	1	11/16/17	RS	SM3113B/SW7010-04
Vanadium	< 0.002	0.002	mg/L	1	11/15/17	MA	SW6010C
Zinc	0.014	0.002	mg/L	1	11/15/17	MA	SW6010C
Mercury Digestion	Completed				11/15/17	W/W	SW7470A
Semi-Volatile Extraction	Completed				11/16/17	P/I	SW3520C
Total Metals Digestion	Completed				11/14/17	AG	
Semivolatiles by SIM							
2-Methylnaphthalene	ND	0.05	ug/L	1	11/17/17	DD	SW8270D (SIM)
Acenaphthene	ND	0.05	ug/L	1	11/17/17	DD	SW8270D (SIM)
Acenaphthylene	ND	0.05	ug/L	1	11/17/17	DD	SW8270D (SIM)
Anthracene	ND	0.05	ug/L	1	11/17/17	DD	SW8270D (SIM)
Benz(a)anthracene	ND	0.05	ug/L	1	11/17/17	DD	SW8270D (SIM)
Benzo(a)pyrene	ND	0.05	ug/L	1	11/17/17	DD	SW8270D (SIM)
Benzo(b)fluoranthene	ND	0.05	ug/L	1	11/17/17	DD	SW8270D (SIM)
Benzo(ghi)perylene	ND	0.05	ug/L	1	11/17/17	DD	SW8270D (SIM)

Project ID: GREENWICH HS
Client ID: MW-Y9-111417-1

Phoenix I.D.: BZ41607

Parameter	Result	RL/ PQL	Units	Dilution	Date/Time	By	Reference
Benzo(k)fluoranthene	ND	0.05	ug/L	1	11/17/17	DD	SW8270D (SIM)
Chrysene	ND	0.05	ug/L	1	11/17/17	DD	SW8270D (SIM)
Dibenz(a,h)anthracene	ND	0.01	ug/L	1	11/17/17	DD	SW8270D (SIM)
Fluoranthene	ND	0.05	ug/L	1	11/17/17	DD	SW8270D (SIM)
Fluorene	ND	0.05	ug/L	1	11/17/17	DD	SW8270D (SIM)
Indeno(1,2,3-cd)pyrene	ND	0.05	ug/L	1	11/17/17	DD	SW8270D (SIM)
Naphthalene	ND	0.10	ug/L	1	11/17/17	DD	SW8270D (SIM)
Phenanthrene	ND	0.05	ug/L	1	11/17/17	DD	SW8270D (SIM)
Pyrene	ND	0.05	ug/L	1	11/17/17	DD	SW8270D (SIM)
QA/QC Surrogates							
% 2-Fluorobiphenyl	55		%	1	11/17/17	DD	30 - 130 %
% Nitrobenzene-d5	67		%	1	11/17/17	DD	30 - 130 %
% Terphenyl-d14	37		%	1	11/17/17	DD	30 - 130 %

RL/PQL=Reporting/Practical Quantitation Level ND=Not Detected BRL=Below Reporting Level
QA/QC Surrogates: Surrogates are compounds (preceeded with a %) added by the lab to determine analysis efficiency. Surrogate results(%) listed in the report are not "detected" compounds.

Comments:

If there are any questions regarding this data, please call Phoenix Client Services.
This report must not be reproduced except in full as defined by the attached chain of custody.

Phyllis Shiller, Laboratory Director
November 21, 2017
Reviewed and Released by: Ethan Lee, Project Manager

Environmental Laboratories, Inc.
587 East Middle Turnpike, P.O.Box 370, Manchester, CT 06045
Tel. (860) 645-1102 Fax (860) 645-0823

Analysis Report

November 21, 2017

FOR: Attn: Mr. Matt Rood
AECOM
500 Enterprise Dr Suite 1A
Rocky Hill CT 06067

Sample Information		Custody Information		Date	Time
Matrix:	GROUND WATER	Collected by:		11/14/17	11:23
Location Code:	AECOM-CT	Received by:	B	11/14/17	16:33
Rush Request:	Standard	Analyzed by:	see "By" below		
P.O.#:	60432356.0500				

Laboratory Data

SDG ID: GBZ41605
Phoenix ID: BZ41608

Project ID: GREENWICH HS
Client ID: MW-AJ13-111417-1

Parameter	Result	RL/ PQL	Units	Dilution	Date/Time	By	Reference
Silver	< 0.001	0.001	mg/L	1	11/16/17	MA	SW6010C
Arsenic	0.079	0.004	mg/L	1	11/16/17	MA	SW6010C
Barium	0.054	0.002	mg/L	1	11/16/17	MA	SW6010C
Beryllium	< 0.001	0.001	mg/L	1	11/16/17	MA	SW6010C
Cadmium	< 0.001	0.001	mg/L	1	11/16/17	MA	SW6010C
Chromium	0.002	0.001	mg/L	1	11/16/17	MA	SW6010C
Copper	< 0.005	0.005	mg/L	1	11/16/17	MA	SW6010C
Mercury	< 0.0002	0.0002	mg/L	1	11/15/17	RS	SW7470A
Nickel	0.004	0.001	mg/L	1	11/16/17	MA	SW6010C
Lead	< 0.002	0.002	mg/L	1	11/16/17	MA	SW6010C
Antimony	< 0.005	0.005	mg/L	1	11/16/17	MA	SW6010C
Selenium	< 0.010	0.010	mg/L	1	11/16/17	MA	SW6010C
Thallium	< 0.001	0.001	mg/L	1	11/16/17	RS	SM3113B/SW7010-04
Vanadium	0.004	0.002	mg/L	1	11/16/17	MA	SW6010C
Zinc	3.71	0.020	mg/L	10	11/16/17	EK	SW6010C
Mercury Digestion	Completed				11/15/17	W/W	SW7470A
Semi-Volatile Extraction	Completed				11/16/17	P/I	SW3520C
Total Metals Digestion	Completed				11/15/17	AG	
Semivolatiles by SIM							
2-Methylnaphthalene	ND	0.05	ug/L	1	11/17/17	DD	SW8270D (SIM)
Acenaphthene	ND	0.05	ug/L	1	11/17/17	DD	SW8270D (SIM)
Acenaphthylene	ND	0.05	ug/L	1	11/17/17	DD	SW8270D (SIM)
Anthracene	ND	0.05	ug/L	1	11/17/17	DD	SW8270D (SIM)
Benz(a)anthracene	ND	0.05	ug/L	1	11/17/17	DD	SW8270D (SIM)
Benzo(a)pyrene	ND	0.05	ug/L	1	11/17/17	DD	SW8270D (SIM)
Benzo(b)fluoranthene	ND	0.05	ug/L	1	11/17/17	DD	SW8270D (SIM)
Benzo(ghi)perylene	ND	0.05	ug/L	1	11/17/17	DD	SW8270D (SIM)

Project ID: GREENWICH HS
Client ID: MW-AJ13-111417-1

Phoenix I.D.: BZ41608

Parameter	Result	RL/ PQL	Units	Dilution	Date/Time	By	Reference
Benzo(k)fluoranthene	ND	0.05	ug/L	1	11/17/17	DD	SW8270D (SIM)
Chrysene	ND	0.05	ug/L	1	11/17/17	DD	SW8270D (SIM)
Dibenz(a,h)anthracene	ND	0.01	ug/L	1	11/17/17	DD	SW8270D (SIM)
Fluoranthene	ND	0.05	ug/L	1	11/17/17	DD	SW8270D (SIM)
Fluorene	ND	0.05	ug/L	1	11/17/17	DD	SW8270D (SIM)
Indeno(1,2,3-cd)pyrene	ND	0.05	ug/L	1	11/17/17	DD	SW8270D (SIM)
Naphthalene	ND	0.10	ug/L	1	11/17/17	DD	SW8270D (SIM)
Phenanthrene	ND	0.05	ug/L	1	11/17/17	DD	SW8270D (SIM)
Pyrene	ND	0.05	ug/L	1	11/17/17	DD	SW8270D (SIM)
QA/QC Surrogates							
% 2-Fluorobiphenyl	54		%	1	11/17/17	DD	30 - 130 %
% Nitrobenzene-d5	41		%	1	11/17/17	DD	30 - 130 %
% Terphenyl-d14	71		%	1	11/17/17	DD	30 - 130 %

RL/PQL=Reporting/Practical Quantitation Level ND=Not Detected BRL=Below Reporting Level
QA/QC Surrogates: Surrogates are compounds (preceeded with a %) added by the lab to determine analysis efficiency. Surrogate results(%) listed in the report are not "detected" compounds.

Comments:

If there are any questions regarding this data, please call Phoenix Client Services.
This report must not be reproduced except in full as defined by the attached chain of custody.

Phyllis Shiller, Laboratory Director
November 21, 2017
Reviewed and Released by: Ethan Lee, Project Manager

Environmental Laboratories, Inc.
587 East Middle Turnpike, P.O.Box 370, Manchester, CT 06045
Tel. (860) 645-1102 Fax (860) 645-0823

QA/QC Report

November 21, 2017

QA/QC Data

SDG I.D.: GBZ41605

Parameter	Blank	Blk RL	Sample Result	Dup Result	Dup RPD	LCS %	LCSD %	LCS RPD	MS %	MSD %	MS RPD	% Rec Limits	% RPD Limits
QA/QC Batch 409594 (mg/L), QC Sample No: BZ40979 (BZ41605, BZ41606, BZ41607)													
ICP Metals - Aqueous													
Antimony	BRL	0.005	<0.005	<0.005	NC	90.7			86.9			75 - 125	20
Arsenic	BRL	0.004	<0.004	<0.004	NC	91.0			88.8			75 - 125	20
Barium	BRL	0.002	0.010	0.008	NC	102			96.0			75 - 125	20
Beryllium	BRL	0.001	0.001	<0.001	NC	104			98.4			75 - 125	20
Cadmium	BRL	0.001	<0.001	<0.001	NC	90.7			87.0			75 - 125	20
Chromium	BRL	0.001	<0.001	<0.001	NC	91.0			87.9			75 - 125	20
Copper	BRL	0.005	0.026	0.020	NC	99.6			93.8			75 - 125	20
Lead	BRL	0.002	<0.002	<0.002	NC	89.7			86.4			75 - 125	20
Nickel	BRL	0.001	<0.001	<0.001	NC	90.1			86.7			75 - 125	20
Selenium	BRL	0.010	<0.010	<0.010	NC	87.5			84.1			75 - 125	20
Silver	BRL	0.001	<0.001	<0.001	NC	96.4			92.4			75 - 125	20
Vanadium	BRL	0.002	<0.002	<0.002	NC	97.6			92.5			75 - 125	20
Zinc	BRL	0.002	<0.002	<0.002	NC	90.8			88.4			75 - 125	20
QA/QC Batch 409653 (mg/L), QC Sample No: BZ41441 (BZ41605, BZ41606, BZ41607, BZ41608)													
Mercury - Water	BRL	0.0002	<0.0002	<0.0002	NC	92.6			93.2			80 - 120	20
Comment:													
Additional Mercury criteria: LCS acceptance range for waters is 80-120% and for soils is 70-130%. MS acceptance range is 75-125%.													
QA/QC Batch 409768 (mg/L), QC Sample No: BZ41981 (BZ41608)													
ICP Metals - Aqueous													
Antimony	BRL	0.005	<0.005	<0.005	NC	99.2			98.6			75 - 125	20
Arsenic	BRL	0.004	<0.004	<0.040	NC	94.7			96.8			75 - 125	20
Barium	BRL	0.002	0.012	<0.020	NC	95.4			97.3			75 - 125	20
Beryllium	BRL	0.001	<0.001	<0.010	NC	95.9			100			75 - 125	20
Cadmium	BRL	0.001	<0.001	<0.010	NC	98.0			93.0			75 - 125	20
Chromium	BRL	0.001	<0.001	<0.010	NC	97.5			96.2			75 - 125	20
Copper	BRL	0.005	0.007	<0.050	NC	95.2			96.7			75 - 125	20
Lead	BRL	0.002	<0.002	<0.020	NC	97.4			94.7			75 - 125	20
Nickel	BRL	0.001	0.002	<0.010	NC	97.4			94.6			75 - 125	20
Selenium	BRL	0.010	<0.010	<0.10	NC	89.2			89.4			75 - 125	20
Silver	BRL	0.001	<0.001	<0.001	NC	93.4			94.4			75 - 125	20
Vanadium	BRL	0.002	<0.002	<0.020	NC	94.4			97.5			75 - 125	20
Zinc	BRL	0.002	0.049	0.053	7.80	96.2			96.2			75 - 125	20
QA/QC Batch 409749 (mg/L), QC Sample No: BZ42074 (BZ41605, BZ41606, BZ41607, BZ41608)													
Thallium - Water	BRL	0.001	<0.001	<0.001	NC	110			115			75 - 125	20

Environmental Laboratories, Inc.
587 East Middle Turnpike, P.O.Box 370, Manchester, CT 06045
Tel. (860) 645-1102 Fax (860) 645-0823

QA/QC Report

November 21, 2017

QA/QC Data

SDG I.D.: GBZ41605

Parameter	Blank	Blk RL	LCS %	LCSD %	LCS RPD	MS %	MSD %	MS RPD	% Rec Limits	% RPD Limits
QA/QC Batch 409928 (ug/L), QC Sample No: BZ40292 (BZ41605, BZ41606, BZ41607, BZ41608)										
Semivolatiles by SIM - Ground Water										
2-Methylnaphthalene	ND	0.05							30 - 130	20
Acenaphthene	ND	0.05							30 - 130	20
Acenaphthylene	ND	0.04							30 - 130	20
Anthracene	ND	0.02							30 - 130	20
Benz(a)anthracene	ND	0.02							30 - 130	20
Benzo(a)pyrene	ND	0.02							30 - 130	20
Benzo(b)fluoranthene	ND	0.02							30 - 130	20
Benzo(ghi)perylene	ND	0.02							30 - 130	20
Benzo(k)fluoranthene	ND	0.02							30 - 130	20
Chrysene	ND	0.02							30 - 130	20
Dibenz(a,h)anthracene	ND	0.01							30 - 130	20
Fluoranthene	ND	0.04							30 - 130	20
Fluorene	ND	0.05							30 - 130	20
Indeno(1,2,3-cd)pyrene	ND	0.02							30 - 130	20
Naphthalene	ND	0.05							30 - 130	20
Phenanthrene	ND	0.05							30 - 130	20
Pyrene	ND	0.02							30 - 130	20
% 2-Fluorobiphenyl	62	%							30 - 130	20
% Nitrobenzene-d5	70	%							30 - 130	20
% Terphenyl-d14	85	%							30 - 130	20

Comment:

Additional 8270 criteria:20% of compounds can be outside of acceptance criteria as long as recovery is at least 10%. (Acid surrogates acceptance range for aqueous samples: 15-110%, for soils 30-130%)

If there are any questions regarding this data, please call Phoenix Client Services at extension 200.

RPD - Relative Percent Difference
LCS - Laboratory Control Sample
LCSD - Laboratory Control Sample Duplicate
MS - Matrix Spike
MS Dup - Matrix Spike Duplicate
NC - No Criteria
Intf - Interference

Phyllis Shiller, Laboratory Director
November 21, 2017

Tuesday, November 21, 2017

Criteria: CT: GWP, SWP

State: CT

Sample Criteria Exceedances Report

GBZ41605 - AECOM-CT

SampNo	Acode	Phoenix Analyte	Criteria	Result	RL	Criteria	RL Criteria	Analysis Units
BZ41607	AS-WM	Arsenic	CT / RSR SWPC (ug/l) / Inorganics	0.009	0.004	0.004	0.004	mg/L
BZ41608	AS-WM	Arsenic	CT / RSR GWPC (ug/l) / Inorganics	0.079	0.004	0.05	0.05	mg/L
BZ41608	AS-WM	Arsenic	CT / RSR SWPC (ug/l) / Inorganics	0.079	0.004	0.004	0.004	mg/L
BZ41608	ZN-WM	Zinc	CT / RSR SWPC (ug/l) / Inorganics	3.71	0.020	0.123	0.123	mg/L

Phoenix Laboratories does not assume responsibility for the data contained in this report. It is provided as an additional tool to identify requested criteria exceedences. All efforts are made to ensure the accuracy of the data (obtained from appropriate agencies). A lack of exceedence information does not necessarily suggest conformance to the criteria. It is ultimately the site professional's responsibility to determine appropriate compliance.

REASONABLE CONFIDENCE PROTOCOL
LABORATORY ANALYSIS QA/QC CERTIFICATION FORM

Laboratory Name: Phoenix Environmental Labs, Inc. ***Client:*** AECOM

Project Location: GREENWICH HS ***Project Number:***

Laboratory Sample ID(s): BZ41605-BZ41608 ***Sampling Date(s):*** 11/14/2017

List RCP Methods Used (e.g., 8260, 8270, et cetera) 6010, 7000, 7470/7471, 8270

1	**For each analytical method referenced in this laboratory report package, were all specified QA/QC performance criteria followed, including the requirement to explain any criteria falling outside of acceptable guidelines, as specified in the CT DEP method-specific Reasonable Confidence Protocol documents?**	☑ Yes ☐ No
1A	**Were the method specified preservation and holding time requirements met?**	☑ Yes ☐ No
1B	***VPH and EPH methods only:*** **Was the VPH or EPH method conducted without significant modifications (see section 11.3 of respective RCP methods)**	☐ Yes ☐ No ☑ NA
2	**Were all samples received by the laboratory in a condition consistent with that described on the associated Chain-of-Custody document(s)?**	☑ Yes ☐ No
3	**Were samples received at an appropriate temperature (< 6 Degrees C)?**	☑ Yes ☐ No ☐ NA
4	**Were all QA/QC performance criteria specified in the CTDEP Reasonable Confidence Protocol documents achieved?**	☑ Yes ☐ No
5	**a) Were reporting limits specified or referenced on the chain-of-custody?** **b) Were these reporting limits met?**	☑ Yes ☐ No ☑ Yes ☐ No
6	**For each analytical method referenced in this laboratory report package, were results reported for all constituents identified in the method-specific analyte lists presented in the Reasonable Confidence Protocol documents?**	☐ Yes ☑ No
7	**Are project-specific matrix spikes and laboratory duplicates included in the data set?**	☐ Yes ☑ No

Notes: For all questions to which the response was "No" (with the exception of question #7), additional information must be provided in an attached narrative. If the answer to question #1, #1A or 1B is "No", the data package does not meet the requirements for "Reasonable Confidence". This form may not be altered and all questions must be answered.

I, the undersigned, attest under the pains and penalties of perjury that, to the best of my knowledge and belief and based upon my personal inquiry of those responsible for providing the information contained in this analytical report, such information is accurate and complete.

Authorized Signature: Ethan Lee **Position:** Project Manager

Printed Name: Ethan Lee **Date:** Tuesday, November 21, 2017

Name of Laboratory Phoenix Environmental Labs, Inc.

This certification form is to be used for RCP methods only.

Environmental Laboratories, Inc.
587 East Middle Turnpike, P.O.Box 370, Manchester, CT 06045
Tel. (860) 645-1102 Fax (860) 645-0823

NY # 11301

RCP Certification Report

November 21, 2017

SDG I.D.: GBZ41605

SDG Comments

8270 Semi-volatile Organics:
Only the PAH constituents are reported as requested on the chain-of-custody. In order to achieve the requested reporting levels for the target compounds, the sample was extracted and analyzed via 8270 selective ion monitoring (SIM).

AA Metals (TL) Narration

Were all QA/QC performance criteria specified in the analytical method achieved? Yes.

Instrument:

PE600-2 11/16/17 14:00 Rick Schweitzer, Chemist 11/16/17

BZ41605, BZ41606, BZ41607, BZ41608

The initial calibration met criteria.
The continuing calibration standards met criteria for all the elements reported. The linear range is defined daily by the calibration range.
The continuing calibration blanks were less than the reporting level for the elements reported.
The CRDL met criteria.
The following Initial Calibration Verification (ICV) compounds did not meet criteria: None.
The following Continuing Calibration Verification (CCV) compounds did not meet criteria: None.
The following samples did not meet analytical spike criteria: None.

QC (Batch Specific):

Batch 409749 (BZ42074)

BZ41605, BZ41606, BZ41607, BZ41608

All LCS recoveries were within 75 - 125 with the following exceptions: None.

Mercury Narration

Were all QA/QC performance criteria specified in the analytical method achieved? Yes.

Instrument:

MERLIN 11/15/17 07:58 Rick Schweitzer, Chemist 11/15/17

BZ41605, BZ41606, BZ41607, BZ41608

The method preparation blank contains all of the acids and reagents as the samples; the instrument blanks do not.
The initial calibration met all criteria including a standard run at or below the reporting level.
All calibration verification standards (ICV, CCV) met criteria.
All calibration blank verification standards (ICB, CCB) met criteria.
The matrix spike sample is used to identify spectral interference for each batch of samples, if within 85-115%, no interference is observed and no further action is taken.
The following Initial Calibration Verification (ICV) compounds did not meet criteria: None.
The following Continuing Calibration Verification (CCV) compounds did not meet criteria: None.

QC (Batch Specific):

Batch 409653 (BZ41441)

BZ41605, BZ41606, BZ41607, BZ41608

All LCS recoveries were within 80 - 120 with the following exceptions: None.
Additional Mercury criteria: LCS acceptance range for waters is 80-120% and for soils is 70-130%. MS acceptance range is 75-125%.

Environmental Laboratories, Inc.
587 East Middle Turnpike, P.O.Box 370, Manchester, CT 06045
Tel. (860) 645-1102 Fax (860) 645-0823

NY # 11301

Certification Report

November 21, 2017

SDG I.D.: GBZ41605

Mercury Narration

Additional Mercury criteria: LCS acceptance range for waters is 80-120% and for soils is 70-130%. MS acceptance range is 75-125%.

ICP Metals Narration

Were all QA/QC performance criteria specified in the analytical method achieved? Yes.

Instrument:

BLUE 11/15/17 07:12 Emily Kolominskaya, Mike Arsenault, Chemist 11/15/17

BZ41605, BZ41606, BZ41607, BZ41608

The initial calibration met criteria.
The continuing calibration standards met criteria for all the elements reported. The linear range is defined daily by the calibration range.
The continuing calibration blanks were less than the reporting level for the elements reported.
The ICSA and ICSAB were analyzed at the beginning and end of the run and were within criteria.The linear range is defined daily by the calibration range.
The following Initial Calibration Verification (ICV) compounds did not meet criteria: None.
The following Continuing Calibration Verification (CCV) compounds did not meet criteria: None.
The following ICP Interference Check (ICSAB) compounds did not meet criteria: None.

BLUE 11/16/17 10:58 Emily Kolominskaya, Mike Arsenault, Chemist 11/16/17

BZ41608

The initial calibration met criteria.
The continuing calibration standards met criteria for all the elements reported. The linear range is defined daily by the calibration range.
The continuing calibration blanks were less than the reporting level for the elements reported.
The ICSA and ICSAB were analyzed at the beginning and end of the run and were within criteria.The linear range is defined daily by the calibration range.
The following Initial Calibration Verification (ICV) compounds did not meet criteria: None.
The following Continuing Calibration Verification (CCV) compounds did not meet criteria: None.
The following ICP Interference Check (ICSAB) compounds did not meet criteria: None.

QC (Batch Specific):

Batch 409594 (BZ40979)

BZ41605, BZ41606, BZ41607

All LCS recoveries were within 75 - 125 with the following exceptions: None.

Batch 409768 (BZ41981)

BZ41608

All LCS recoveries were within 75 - 125 with the following exceptions: None.

SVOASIM Narration

Were all QA/QC performance criteria specified in the Reasonable Confidence Protocol documents achieved? Yes.

Instrument:

CHEM04 11/17/17-1 Damien Drobinski, Chemist 11/17/17

Environmental Laboratories, Inc.
587 East Middle Turnpike, P.O.Box 370, Manchester, CT 06045
Tel. (860) 645-1102 Fax (860) 645-0823

NY # 11301

RCP Certification Report

November 21, 2017

SDG I.D.: GBZ41605

SVOASIM Narration

BZ41605, BZ41606, BZ41607, BZ41608

The DDT breakdown and pentachlorophenol & benzidine peak tailing were evaluated in the DFTPP tune and were found to be in control.

In the event that lower detection levels were requested, the samples may have been analyzed by selective ion monitoring (SIM) mode.

Initial Calibration Verification (CHEM04/SIM_1113):
94% of target compounds met criteria.
The following compounds had %RSDs >20%: Chrysene 23% (20%)
The following compounds did not meet recommended response factors: None.
The following compounds did not meet a minimum response factors: None.

Continuing Calibration Verification (CHEM04/1117_02-SIM_1113):
Internal standard areas were within 50 to 200% of the initial calibration with the following exceptions: None.
100% of target compounds met criteria.
The following compounds did not meet % deviation criteria: None.
The following compounds did not meet maximum % deviations: None.
The following compounds did not meet recommended response factors: None.
The following compounds did not meet minimum response factors: None.

Temperature Narration

The samples were received at 3.6C with cooling initiated.
(Note acceptance criteria is above freezing up to 6°C)

Cooler: Yes [X] No [ ]
Coolant: IPK [X] ICE [ ] No [ ]

CHAIN OF CUSTODY RECORD

Temp 3.6C Pg of

PHOENIX Environmental Laboratories, Inc.

587 East Middle Turnpike, P.O. Box 370, Manchester, CT 06040
Email: info@phoenixlabs.com Fax (860) 645-0823
Client Services (860) 645-8726

Data Delivery:
[ ] Fax #:
[ ] Email:

Customer: 500 ENTERPRISE DR, 1A
Address: AECOM
ROCKY HILL, CT 06067

Project: GREENWICH HS
Report to: MATTHEW ROOD
Invoice to: MATTHEW ROOD
Phone #: 860-263-5800
Fax #:

Project P.O: 60432356.0500

This section MUST be completed with Bottle Quantities.

Client Sample - Information - Identification
Sampler's Signature: [signature] Date: 11/14/17

Matrix Code:
DW=Drinking Water **GW**=Ground Water **SW**=Surface Water **WW**=Waste Water
RW=Raw Water **SE**=Sediment **SL**=Sludge **S**=Soil **SD**=Solid **W**=Wipe
OIL=Oil **B**=Bulk **L**=Liquid

Analysis Request: RB, RCP, CT, PAHs, METALS, SIM

PHOENIX USE ONLY SAMPLE #	Customer Sample Identification	Sample Matrix	Date Sampled	Time Sampled	RCP	CT	PAHs	METALS	SIM	Soil VOA Vials [ ] methanol [ ] H2O	GL Soil container ( ) oz ( ) oz	40 ml VOA Vial [ ] As is [ ] HCl	GL Amber 1000ml [X] As is [ ] H2SO4	PL As is [X] 250ml [ ] 500ml [ ] 1000ml	PL H2SO4 [ ] 250ml [ ] 500ml	PL HNO3 250ml	PL NaOH 250ml	Bacteria (as is)	Bacteria (w/thio)
41605	MW-AE8-111417-1	GW	11/14/17	8:10	X	X							1	1					
41606	MW-Y15-111417-1	GW	11/14/17	8:40	X	X							1	1					
	~~MW-AA12-111417-1~~	~~GW~~	~~11/14/17~~		~~X~~	~~X~~							~~1~~	~~1~~		RB			
41607	MW-Y9-111417-1	GW	11/14/17	10:45	X	X							1	1					
41608	MW-AJ13-111417-1	GW	11/14/17	11:23	X	X							1	1					

Relinquished by:	Accepted by:	Date:	Time:
[signature]	[signature]	11.14.17	2:45
[signature]	[signature]	11/14/17	1633

Comments, Special Requirements or Regulations:
CLIENT IS MUNICIPALITY - TAX EXEMPT
MUST MEET GWPC/SWPC FOR ALL REPORTING LIMITS

Turnaround:
[ ] 1 Day*
[ ] 2 Days*
[ ] 3 Days*
[X] Standard
[ ] Other
* SURCHARGE APPLIES

RI
[ ] Direct Exposure (Residential)
[ ] GW
[ ] Other

CT
[X] RCP Cert
[X] GW Protection
[X] SW Protection
[ ] GA Mobility
[ ] GB Mobility
[ ] Residential DEC
[ ] I/C DEC
[ ] Other

MA
[ ] MCP Certification
[ ] GW-1
[ ] GW-2
[ ] GW-3
[ ] S-1
[ ] S-2
[ ] S-3
[ ] MWRA eSMART
[ ] Other

State where samples were collected: CT

Data Format
[X] Excel
[X] PDF
[ ] GIS/Key
[X] EQuIS
[ ] Other

Data Package
[ ] Tier II Checklist
[ ] Full Data Package*
[X] Phoenix Std Report
[ ] Other
* SURCHARGE APPLIES

Monday, November 27, 2017

Attn: Mr. Matt Rood
AECOM
500 Enterprise Dr Suite 1A
Rocky Hill CT 06067

Project ID: GREENWICH HS
Sample ID#s: BZ42340 - BZ42344

This laboratory is in compliance with the NELAC requirements of procedures used except where indicated.

This report contains results for the parameters tested, under the sampling conditions described on the Chain Of Custody, as received by the laboratory. This report is incomplete unless all pages indicated in the pagination at the bottom of the page are included.

A scanned version of the COC form accompanies the analytical report and is an exact duplicate of the original.

If you have any questions concerning this testing, please do not hesitate to contact Phoenix Client Services at ext. 200.

Sincerely yours,

Phyllis Shiller
Laboratory Director

NELAC - #NY11301
CT Lab Registration #PH-0618
MA Lab Registration #M-CT007
ME Lab Registration #CT-007
NH Lab Registration #213693-A,B
NJ Lab Registration #CT-003
NY Lab Registration #11301
PA Lab Registration #68-03530
RI Lab Registration #63
VT Lab Registration #VT11301

Environmental Laboratories, Inc.
587 East Middle Turnpike, P.O.Box 370, Manchester, CT 06045
Tel. (860) 645-1102 Fax (860) 645-0823

Analysis Report

November 27, 2017

FOR: Attn: Mr. Matt Rood
AECOM
500 Enterprise Dr Suite 1A
Rocky Hill CT 06067

Sample Information		Custody Information		Date	Time
Matrix:	GROUND WATER	Collected by:		11/15/17	8:11
Location Code:	AECOM-CT	Received by:	B	11/15/17	16:10
Rush Request:	Standard	Analyzed by:	see "By" below		
P.O.#:	60432356.0500				

Laboratory Data

SDG ID: GBZ42340
Phoenix ID: BZ42340

Project ID: GREENWICH HS
Client ID: MW-AH16R-111517-1

Parameter	Result	RL/ PQL	Units	Dilution	Date/Time	By	Reference	
Silver	< 0.001	0.001	mg/L	1	11/16/17	MA	SW6010C	
Arsenic	0.011	0.004	mg/L	1	11/16/17	MA	SW6010C	
Barium	0.719	0.002	mg/L	1	11/16/17	MA	SW6010C	
Beryllium	< 0.001	0.001	mg/L	1	11/16/17	MA	SW6010C	
Cadmium	< 0.001	0.001	mg/L	1	11/16/17	MA	SW6010C	
Chromium	0.002	0.001	mg/L	1	11/16/17	MA	SW6010C	
Copper	< 0.005	0.005	mg/L	1	11/16/17	MA	SW6010C	
Mercury	< 0.0002	0.0002	mg/L	1	11/16/17	RS	SW7470A	
Nickel	0.003	0.001	mg/L	1	11/16/17	MA	SW6010C	
Lead	0.003	0.002	mg/L	1	11/16/17	MA	SW6010C	
Antimony	0.015	0.005	mg/L	1	11/16/17	MA	SW6010C	
Selenium	< 0.010	0.010	mg/L	1	11/16/17	MA	SW6010C	
Thallium	< 0.001	0.001	mg/L	1	11/17/17	RS	SM3113B/SW7010-04	
Vanadium	0.002	0.002	mg/L	1	11/16/17	MA	SW6010C	
Zinc	0.019	0.002	mg/L	1	11/16/17	MA	SW6010C	
Mercury Digestion	Completed				11/16/17	W/W	SW7470A	
Semi-Volatile Extraction	Completed				11/17/17	TN	SW3520C	
Total Metals Digestion	Completed				11/15/17	AG		
Semivolatiles by SIM								
2-Methylnaphthalene	0.12	0.05	ug/L	1	11/20/17	DD	SW8270D (SIM)	B*
Acenaphthene	0.48	0.05	ug/L	1	11/20/17	DD	SW8270D (SIM)	B
Acenaphthylene	ND	0.05	ug/L	1	11/20/17	DD	SW8270D (SIM)	B
Anthracene	0.06	0.05	ug/L	1	11/20/17	DD	SW8270D (SIM)	
Benz(a)anthracene	ND	0.05	ug/L	1	11/20/17	DD	SW8270D (SIM)	
Benzo(a)pyrene	ND	0.05	ug/L	1	11/20/17	DD	SW8270D (SIM)	
Benzo(b)fluoranthene	ND	0.05	ug/L	1	11/20/17	DD	SW8270D (SIM)	
Benzo(ghi)perylene	ND	0.05	ug/L	1	11/20/17	DD	SW8270D (SIM)	

Project ID: GREENWICH HS
Client ID: MW-AH16R-111517-1

Phoenix I.D.: BZ42340

Parameter	Result	RL/ PQL	Units	Dilution	Date/Time	By	Reference	
Benzo(k)fluoranthene	ND	0.05	ug/L	1	11/20/17	DD	SW8270D (SIM)	
Chrysene	ND	0.05	ug/L	1	11/20/17	DD	SW8270D (SIM)	
Dibenz(a,h)anthracene	ND	0.01	ug/L	1	11/20/17	DD	SW8270D (SIM)	
Fluoranthene	ND	0.05	ug/L	1	11/20/17	DD	SW8270D (SIM)	
Fluorene	0.26	0.05	ug/L	1	11/20/17	DD	SW8270D (SIM)	B*
Indeno(1,2,3-cd)pyrene	ND	0.05	ug/L	1	11/20/17	DD	SW8270D (SIM)	
Naphthalene	0.30	0.10	ug/L	1	11/20/17	DD	SW8270D (SIM)	B*
Phenanthrene	0.07	0.05	ug/L	1	11/20/17	DD	SW8270D (SIM)	B*
Pyrene	ND	0.05	ug/L	1	11/20/17	DD	SW8270D (SIM)	
QA/QC Surrogates								
% 2-Fluorobiphenyl	50		%	1	11/20/17	DD	30 - 130 %	
% Nitrobenzene-d5	77		%	1	11/20/17	DD	30 - 130 %	
% Terphenyl-d14	91		%	1	11/20/17	DD	30 - 130 %	

B* = Present in blank, a bias is possible.
B = Present in blank, no bias suspected.

RL/PQL=Reporting/Practical Quantitation Level ND=Not Detected BRL=Below Reporting Level
QA/QC Surrogates: Surrogates are compounds (preceeded with a %) added by the lab to determine analysis efficiency. Surrogate results(%) listed in the report are not "detected" compounds.

Comments:

If there are any questions regarding this data, please call Phoenix Client Services.
This report must not be reproduced except in full as defined by the attached chain of custody.



Phyllis Shiller, Laboratory Director
November 27, 2017
Reviewed and Released by: Ethan Lee, Project Manager

Environmental Laboratories, Inc.
587 East Middle Turnpike, P.O.Box 370, Manchester, CT 06045
Tel. (860) 645-1102 Fax (860) 645-0823

Analysis Report

November 27, 2017

FOR: Attn: Mr. Matt Rood
AECOM
500 Enterprise Dr Suite 1A
Rocky Hill CT 06067

Sample Information		Custody Information		Date	Time
Matrix:	GROUND WATER	Collected by:		11/15/17	8:00
Location Code:	AECOM-CT	Received by:	B	11/15/17	16:10
Rush Request:	Standard	Analyzed by:	see "By" below		
P.O.#:	60432356.0500				

Laboratory Data

SDG ID: GBZ42340
Phoenix ID: BZ42341

Project ID: GREENWICH HS
Client ID: MW-P7-111517-1

Parameter	Result	RL/ PQL	Units	Dilution	Date/Time	By	Reference	
Silver	< 0.001	0.001	mg/L	1	11/16/17	MA	SW6010C	
Arsenic	< 0.004	0.004	mg/L	1	11/16/17	MA	SW6010C	
Barium	0.138	0.002	mg/L	1	11/16/17	MA	SW6010C	
Beryllium	< 0.001	0.001	mg/L	1	11/16/17	MA	SW6010C	
Cadmium	< 0.001	0.001	mg/L	1	11/16/17	MA	SW6010C	
Chromium	< 0.001	0.001	mg/L	1	11/16/17	MA	SW6010C	
Copper	< 0.005	0.005	mg/L	1	11/16/17	MA	SW6010C	
Mercury	< 0.0002	0.0002	mg/L	1	11/16/17	RS	SW7470A	
Nickel	0.002	0.001	mg/L	1	11/16/17	MA	SW6010C	
Lead	< 0.002	0.002	mg/L	1	11/16/17	MA	SW6010C	
Antimony	< 0.005	0.005	mg/L	1	11/16/17	MA	SW6010C	
Selenium	< 0.010	0.010	mg/L	1	11/16/17	MA	SW6010C	
Thallium	< 0.001	0.001	mg/L	1	11/17/17	RS	SM3113B/SW7010-04	
Vanadium	< 0.002	0.002	mg/L	1	11/16/17	MA	SW6010C	
Zinc	0.012	0.002	mg/L	1	11/16/17	MA	SW6010C	
Mercury Digestion	Completed				11/16/17	W/W	SW7470A	
Semi-Volatile Extraction	Completed				11/17/17	TN	SW3520C	
Total Metals Digestion	Completed				11/15/17	AG		
Semivolatiles by SIM								
2-Methylnaphthalene	ND	0.05	ug/L	1	11/21/17	DD	SW8270D (SIM)	B
Acenaphthene	ND	0.05	ug/L	1	11/21/17	DD	SW8270D (SIM)	B
Acenaphthylene	ND	0.05	ug/L	1	11/21/17	DD	SW8270D (SIM)	B
Anthracene	ND	0.05	ug/L	1	11/21/17	DD	SW8270D (SIM)	
Benz(a)anthracene	ND	0.05	ug/L	1	11/21/17	DD	SW8270D (SIM)	
Benzo(a)pyrene	ND	0.05	ug/L	1	11/21/17	DD	SW8270D (SIM)	
Benzo(b)fluoranthene	ND	0.05	ug/L	1	11/21/17	DD	SW8270D (SIM)	
Benzo(ghi)perylene	ND	0.05	ug/L	1	11/21/17	DD	SW8270D (SIM)	

Project ID: GREENWICH HS
Client ID: MW-P7-111517-1

Phoenix I.D.: BZ42341

Parameter	Result	RL/ PQL	Units	Dilution	Date/Time	By	Reference	
Benzo(k)fluoranthene	ND	0.05	ug/L	1	11/21/17	DD	SW8270D (SIM)	
Chrysene	ND	0.05	ug/L	1	11/21/17	DD	SW8270D (SIM)	
Dibenz(a,h)anthracene	ND	0.01	ug/L	1	11/21/17	DD	SW8270D (SIM)	
Fluoranthene	ND	0.05	ug/L	1	11/21/17	DD	SW8270D (SIM)	
Fluorene	ND	0.05	ug/L	1	11/21/17	DD	SW8270D (SIM)	B
Indeno(1,2,3-cd)pyrene	ND	0.05	ug/L	1	11/21/17	DD	SW8270D (SIM)	
Naphthalene	ND	0.10	ug/L	1	11/21/17	DD	SW8270D (SIM)	B
Phenanthrene	ND	0.05	ug/L	1	11/21/17	DD	SW8270D (SIM)	B
Pyrene	ND	0.05	ug/L	1	11/21/17	DD	SW8270D (SIM)	
QA/QC Surrogates								
% 2-Fluorobiphenyl	65		%	1	11/21/17	DD	30 - 130 %	
% Nitrobenzene-d5	78		%	1	11/21/17	DD	30 - 130 %	
% Terphenyl-d14	98		%	1	11/21/17	DD	30 - 130 %	

B = Present in blank, no bias suspected.

RL/PQL=Reporting/Practical Quantitation Level ND=Not Detected BRL=Below Reporting Level
QA/QC Surrogates: Surrogates are compounds (preceeded with a %) added by the lab to determine analysis efficiency. Surrogate results(%) listed in the report are not "detected" compounds.

Comments:

If there are any questions regarding this data, please call Phoenix Client Services.
This report must not be reproduced except in full as defined by the attached chain of custody.

Phyllis Shiller, Laboratory Director
November 27, 2017
Reviewed and Released by: Ethan Lee, Project Manager

Environmental Laboratories, Inc.
587 East Middle Turnpike, P.O.Box 370, Manchester, CT 06045
Tel. (860) 645-1102 Fax (860) 645-0823

Analysis Report

November 27, 2017

FOR: Attn: Mr. Matt Rood
AECOM
500 Enterprise Dr Suite 1A
Rocky Hill CT 06067

Sample Information		Custody Information		Date	Time
Matrix:	GROUND WATER	Collected by:		11/15/17	9:30
Location Code:	AECOM-CT	Received by:	B	11/15/17	16:10
Rush Request:	Standard	Analyzed by:	see "By" below		
P.O.#:	60432356.0500				

Laboratory Data

SDG ID: GBZ42340
Phoenix ID: BZ42342

Project ID: GREENWICH HS
Client ID: MW-S15-111517-1

Parameter	Result	RL/ PQL	Units	Dilution	Date/Time	By	Reference	
Silver	< 0.001	0.001	mg/L	1	11/16/17	MA	SW6010C	
Arsenic	< 0.004	0.004	mg/L	1	11/16/17	MA	SW6010C	
Barium	0.077	0.002	mg/L	1	11/16/17	MA	SW6010C	
Beryllium	< 0.001	0.001	mg/L	1	11/16/17	MA	SW6010C	
Cadmium	< 0.001	0.001	mg/L	1	11/16/17	MA	SW6010C	
Chromium	0.001	0.001	mg/L	1	11/16/17	MA	SW6010C	
Copper	0.008	0.005	mg/L	1	11/16/17	MA	SW6010C	
Mercury	< 0.0002	0.0002	mg/L	1	11/16/17	RS	SW7470A	
Nickel	0.001	0.001	mg/L	1	11/16/17	MA	SW6010C	
Lead	< 0.002	0.002	mg/L	1	11/16/17	MA	SW6010C	
Antimony	< 0.005	0.005	mg/L	1	11/16/17	MA	SW6010C	
Selenium	< 0.010	0.010	mg/L	1	11/16/17	MA	SW6010C	
Thallium	< 0.001	0.001	mg/L	1	11/17/17	RS	SM3113B/SW7010-04	
Vanadium	0.004	0.002	mg/L	1	11/16/17	MA	SW6010C	
Zinc	0.010	0.002	mg/L	1	11/16/17	MA	SW6010C	
Mercury Digestion	Completed				11/16/17	W/W	SW7470A	
Semi-Volatile Extraction	Completed				11/17/17	TN	SW3520C	
Total Metals Digestion	Completed				11/15/17	AG		
Semivolatiles by SIM								
2-Methylnaphthalene	ND	0.05	ug/L	1	11/21/17	DD	SW8270D (SIM)	B
Acenaphthene	ND	0.05	ug/L	1	11/21/17	DD	SW8270D (SIM)	B
Acenaphthylene	ND	0.05	ug/L	1	11/21/17	DD	SW8270D (SIM)	B
Anthracene	ND	0.05	ug/L	1	11/21/17	DD	SW8270D (SIM)	
Benz(a)anthracene	ND	0.05	ug/L	1	11/21/17	DD	SW8270D (SIM)	
Benzo(a)pyrene	ND	0.05	ug/L	1	11/21/17	DD	SW8270D (SIM)	
Benzo(b)fluoranthene	ND	0.05	ug/L	1	11/21/17	DD	SW8270D (SIM)	
Benzo(ghi)perylene	ND	0.05	ug/L	1	11/21/17	DD	SW8270D (SIM)	

Project ID: GREENWICH HS
Client ID: MW-S15-111517-1

Phoenix I.D.: BZ42342

Parameter	Result	RL/ PQL	Units	Dilution	Date/Time	By	Reference	
Benzo(k)fluoranthene	ND	0.05	ug/L	1	11/21/17	DD	SW8270D (SIM)	
Chrysene	ND	0.05	ug/L	1	11/21/17	DD	SW8270D (SIM)	
Dibenz(a,h)anthracene	ND	0.01	ug/L	1	11/21/17	DD	SW8270D (SIM)	
Fluoranthene	ND	0.05	ug/L	1	11/21/17	DD	SW8270D (SIM)	
Fluorene	ND	0.05	ug/L	1	11/21/17	DD	SW8270D (SIM)	B
Indeno(1,2,3-cd)pyrene	ND	0.05	ug/L	1	11/21/17	DD	SW8270D (SIM)	
Naphthalene	ND	0.10	ug/L	1	11/21/17	DD	SW8270D (SIM)	B
Phenanthrene	ND	0.05	ug/L	1	11/21/17	DD	SW8270D (SIM)	B
Pyrene	ND	0.05	ug/L	1	11/21/17	DD	SW8270D (SIM)	
QA/QC Surrogates								
% 2-Fluorobiphenyl	67		%	1	11/21/17	DD	30 - 130 %	
% Nitrobenzene-d5	73		%	1	11/21/17	DD	30 - 130 %	
% Terphenyl-d14	87		%	1	11/21/17	DD	30 - 130 %	

B = Present in blank, no bias suspected.

RL/PQL=Reporting/Practical Quantitation Level ND=Not Detected BRL=Below Reporting Level
QA/QC Surrogates: Surrogates are compounds (preceeded with a %) added by the lab to determine analysis efficiency. Surrogate results(%) listed in the report are not "detected" compounds.

Comments:

If there are any questions regarding this data, please call Phoenix Client Services.
This report must not be reproduced except in full as defined by the attached chain of custody.

Phyllis Shiller, Laboratory Director
November 27, 2017
Reviewed and Released by: Ethan Lee, Project Manager

Environmental Laboratories, Inc.
587 East Middle Turnpike, P.O.Box 370, Manchester, CT 06045
Tel. (860) 645-1102 Fax (860) 645-0823

Analysis Report

November 27, 2017

FOR: Attn: Mr. Matt Rood
AECOM
500 Enterprise Dr Suite 1A
Rocky Hill CT 06067

Sample Information		Custody Information		Date	Time
Matrix:	GROUND WATER	Collected by:		11/15/17	9:31
Location Code:	AECOM-CT	Received by:	B	11/15/17	16:10
Rush Request:	Standard	Analyzed by:	see "By" below		
P.O.#:	60432356.0500				

Laboratory Data

SDG ID: GBZ42340
Phoenix ID: BZ42343

Project ID: GREENWICH HS
Client ID: MW-S15-111517-2

Parameter	Result	RL/ PQL	Units	Dilution	Date/Time	By	Reference	
Silver	< 0.001	0.001	mg/L	1	11/16/17	MA	SW6010C	
Arsenic	< 0.004	0.004	mg/L	1	11/16/17	MA	SW6010C	
Barium	0.098	0.002	mg/L	1	11/16/17	MA	SW6010C	
Beryllium	< 0.001	0.001	mg/L	1	11/16/17	MA	SW6010C	
Cadmium	< 0.001	0.001	mg/L	1	11/16/17	MA	SW6010C	
Chromium	0.002	0.001	mg/L	1	11/16/17	MA	SW6010C	
Copper	0.008	0.005	mg/L	1	11/16/17	MA	SW6010C	
Mercury	< 0.0002	0.0002	mg/L	1	11/16/17	RS	SW7470A	
Nickel	< 0.001	0.001	mg/L	1	11/16/17	MA	SW6010C	
Lead	0.002	0.002	mg/L	1	11/16/17	MA	SW6010C	
Antimony	< 0.005	0.005	mg/L	1	11/16/17	MA	SW6010C	
Selenium	< 0.010	0.010	mg/L	1	11/16/17	MA	SW6010C	
Thallium	< 0.001	0.001	mg/L	1	11/17/17	RS	SM3113B/SW7010-04	
Vanadium	0.008	0.002	mg/L	1	11/16/17	MA	SW6010C	
Zinc	0.008	0.002	mg/L	1	11/16/17	MA	SW6010C	
Mercury Digestion	Completed				11/16/17	W/W	SW7470A	
Semi-Volatile Extraction	Completed				11/17/17	TN	SW3520C	
Total Metals Digestion	Completed				11/15/17	AG		
Semivolatiles by SIM								
2-Methylnaphthalene	ND	0.05	ug/L	1	11/21/17	DD	SW8270D (SIM)	B
Acenaphthene	ND	0.05	ug/L	1	11/21/17	DD	SW8270D (SIM)	B
Acenaphthylene	ND	0.05	ug/L	1	11/21/17	DD	SW8270D (SIM)	B
Anthracene	ND	0.05	ug/L	1	11/21/17	DD	SW8270D (SIM)	
Benz(a)anthracene	ND	0.05	ug/L	1	11/21/17	DD	SW8270D (SIM)	
Benzo(a)pyrene	ND	0.05	ug/L	1	11/21/17	DD	SW8270D (SIM)	
Benzo(b)fluoranthene	ND	0.05	ug/L	1	11/21/17	DD	SW8270D (SIM)	
Benzo(ghi)perylene	ND	0.05	ug/L	1	11/21/17	DD	SW8270D (SIM)	

Project ID: GREENWICH HS
Client ID: MW-S15-111517-2

Phoenix I.D.: BZ42343

Parameter	Result	RL/ PQL	Units	Dilution	Date/Time	By	Reference	
Benzo(k)fluoranthene	ND	0.05	ug/L	1	11/21/17	DD	SW8270D (SIM)	
Chrysene	ND	0.05	ug/L	1	11/21/17	DD	SW8270D (SIM)	
Dibenz(a,h)anthracene	ND	0.01	ug/L	1	11/21/17	DD	SW8270D (SIM)	
Fluoranthene	ND	0.05	ug/L	1	11/21/17	DD	SW8270D (SIM)	
Fluorene	ND	0.05	ug/L	1	11/21/17	DD	SW8270D (SIM)	B
Indeno(1,2,3-cd)pyrene	ND	0.05	ug/L	1	11/21/17	DD	SW8270D (SIM)	
Naphthalene	ND	0.09	ug/L	1	11/21/17	DD	SW8270D (SIM)	B
Phenanthrene	ND	0.05	ug/L	1	11/21/17	DD	SW8270D (SIM)	B
Pyrene	ND	0.05	ug/L	1	11/21/17	DD	SW8270D (SIM)	
QA/QC Surrogates								
% 2-Fluorobiphenyl	64		%	1	11/21/17	DD	30 - 130 %	
% Nitrobenzene-d5	63		%	1	11/21/17	DD	30 - 130 %	
% Terphenyl-d14	76		%	1	11/21/17	DD	30 - 130 %	

B = Present in blank, no bias suspected.

RL/PQL=Reporting/Practical Quantitation Level ND=Not Detected BRL=Below Reporting Level
QA/QC Surrogates: Surrogates are compounds (preceeded with a %) added by the lab to determine analysis efficiency. Surrogate results(%) listed in the report are not "detected" compounds.

Comments:

If there are any questions regarding this data, please call Phoenix Client Services.
This report must not be reproduced except in full as defined by the attached chain of custody.

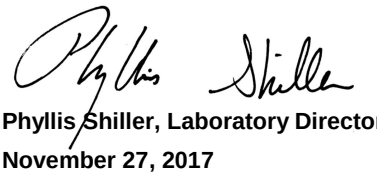

Phyllis Shiller, Laboratory Director
November 27, 2017
Reviewed and Released by: Ethan Lee, Project Manager

Environmental Laboratories, Inc.
587 East Middle Turnpike, P.O.Box 370, Manchester, CT 06045
Tel. (860) 645-1102 Fax (860) 645-0823

Analysis Report

November 27, 2017

FOR: Attn: Mr. Matt Rood
AECOM
500 Enterprise Dr Suite 1A
Rocky Hill CT 06067

Sample Information		Custody Information		Date	Time
Matrix:	GROUND WATER	Collected by:		11/15/17	11:40
Location Code:	AECOM-CT	Received by:	B	11/15/17	16:10
Rush Request:	Standard	Analyzed by:	see "By" below		
P.O.#:	60432356.0500				

Laboratory Data

SDG ID: GBZ42340
Phoenix ID: BZ42344

Project ID: GREENWICH HS
Client ID: MW-28-111517-1

Parameter	Result	RL/ PQL	Units	Dilution	Date/Time	By	Reference
Silver	< 0.001	0.001	mg/L	1	11/16/17	MA	SW6010C
Arsenic	< 0.004	0.004	mg/L	1	11/16/17	MA	SW6010C
Barium	0.072	0.002	mg/L	1	11/16/17	MA	SW6010C
Beryllium	< 0.001	0.001	mg/L	1	11/16/17	MA	SW6010C
Cadmium	< 0.001	0.001	mg/L	1	11/16/17	MA	SW6010C
Chromium	< 0.001	0.001	mg/L	1	11/16/17	MA	SW6010C
Copper	< 0.005	0.005	mg/L	1	11/16/17	MA	SW6010C
Mercury	< 0.0002	0.0002	mg/L	1	11/16/17	RS	SW7470A
Nickel	< 0.001	0.001	mg/L	1	11/16/17	MA	SW6010C
Lead	< 0.002	0.002	mg/L	1	11/16/17	MA	SW6010C
Antimony	< 0.005	0.005	mg/L	1	11/16/17	MA	SW6010C
Selenium	< 0.010	0.010	mg/L	1	11/16/17	MA	SW6010C
Thallium	< 0.001	0.001	mg/L	1	11/17/17	RS	SM3113B/SW7010-04
Vanadium	< 0.002	0.002	mg/L	1	11/16/17	MA	SW6010C
Zinc	< 0.002	0.002	mg/L	1	11/16/17	MA	SW6010C
Mercury Digestion	Completed				11/16/17	W/W	SW7470A
Semi-Volatile Extraction	Completed				11/17/17	P/D	SW3520C
Total Metals Digestion	Completed				11/15/17	AG	
Client MS/MSD	Completed				11/19/17		
Semivolatiles by SIM							
2-Methylnaphthalene	ND	0.05	ug/L	1	11/21/17	DD	SW8270D (SIM)
Acenaphthene	ND	0.05	ug/L	1	11/21/17	DD	SW8270D (SIM)
Acenaphthylene	ND	0.05	ug/L	1	11/21/17	DD	SW8270D (SIM)
Anthracene	ND	0.05	ug/L	1	11/21/17	DD	SW8270D (SIM)
Benz(a)anthracene	ND	0.05	ug/L	1	11/21/17	DD	SW8270D (SIM)
Benzo(a)pyrene	ND	0.05	ug/L	1	11/21/17	DD	SW8270D (SIM)
Benzo(b)fluoranthene	ND	0.05	ug/L	1	11/21/17	DD	SW8270D (SIM)

Project ID: GREENWICH HS
Client ID: MW-28-111517-1

Phoenix I.D.: BZ42344

Parameter	Result	RL/ PQL	Units	Dilution	Date/Time	By	Reference
Benzo(ghi)perylene	ND	0.05	ug/L	1	11/21/17	DD	SW8270D (SIM)
Benzo(k)fluoranthene	ND	0.05	ug/L	1	11/21/17	DD	SW8270D (SIM)
Chrysene	ND	0.05	ug/L	1	11/21/17	DD	SW8270D (SIM)
Dibenz(a,h)anthracene	ND	0.01	ug/L	1	11/21/17	DD	SW8270D (SIM)
Fluoranthene	ND	0.05	ug/L	1	11/21/17	DD	SW8270D (SIM)
Fluorene	ND	0.05	ug/L	1	11/21/17	DD	SW8270D (SIM)
Indeno(1,2,3-cd)pyrene	ND	0.05	ug/L	1	11/21/17	DD	SW8270D (SIM)
Naphthalene	ND	0.10	ug/L	1	11/21/17	DD	SW8270D (SIM)
Phenanthrene	ND	0.05	ug/L	1	11/21/17	DD	SW8270D (SIM)
Pyrene	ND	0.05	ug/L	1	11/21/17	DD	SW8270D (SIM)
QA/QC Surrogates							
% 2-Fluorobiphenyl	65		%	1	11/21/17	DD	30 - 130 %
% Nitrobenzene-d5	65		%	1	11/21/17	DD	30 - 130 %
% Terphenyl-d14	89		%	1	11/21/17	DD	30 - 130 %

RL/PQL=Reporting/Practical Quantitation Level ND=Not Detected BRL=Below Reporting Level
QA/QC Surrogates: Surrogates are compounds (preceeded with a %) added by the lab to determine analysis efficiency. Surrogate results(%) listed in the report are not "detected" compounds.

Comments:

If there are any questions regarding this data, please call Phoenix Client Services.
This report must not be reproduced except in full as defined by the attached chain of custody.

Phyllis Shiller, Laboratory Director
November 27, 2017
Reviewed and Released by: Ethan Lee, Project Manager

Environmental Laboratories, Inc.
587 East Middle Turnpike, P.O.Box 370, Manchester, CT 06045
Tel. (860) 645-1102 Fax (860) 645-0823

QA/QC Report

November 27, 2017

QA/QC Data

SDG I.D.: GBZ42340

Parameter	Blank	Blk RL	Sample Result	Dup Result	Dup RPD	LCS %	LCSD %	LCS RPD	MS %	MSD %	MS RPD	% Rec Limits	% RPD Limits
QA/QC Batch 409783 (mg/L), QC Sample No: BZ42344 (BZ42340, BZ42341, BZ42342, BZ42343, BZ42344)													
ICP Metals - Aqueous													
Antimony	BRL	0.005	<0.005	<0.005	NC	100			101			75 - 125	20
Arsenic	BRL	0.004	<0.004	<0.004	NC	98.0			99.5			75 - 125	20
Barium	BRL	0.002	0.072	0.075	4.10	103			101			75 - 125	20
Beryllium	BRL	0.001	<0.001	<0.001	NC	101			103			75 - 125	20
Cadmium	BRL	0.001	<0.001	<0.001	NC	99.4			97.4			75 - 125	20
Chromium	BRL	0.001	<0.001	<0.001	NC	100			99.0			75 - 125	20
Copper	BRL	0.005	<0.005	<0.005	NC	104			104			75 - 125	20
Lead	BRL	0.002	<0.002	<0.002	NC	99.5			97.3			75 - 125	20
Nickel	BRL	0.001	<0.001	<0.001	NC	103			100			75 - 125	20
Selenium	BRL	0.010	<0.010	<0.010	NC	95.9			96.6			75 - 125	20
Silver	BRL	0.001	<0.001	<0.001	NC	97.3			97.8			75 - 125	20
Vanadium	BRL	0.002	<0.002	<0.002	NC	100			101			75 - 125	20
Zinc	BRL	0.002	<0.002	0.005	NC	99.0			99.6			75 - 125	20
QA/QC Batch 409831 (mg/L), QC Sample No: BZ42344 (BZ42340, BZ42341, BZ42342, BZ42343, BZ42344)													
Mercury - Water	BRL	0.0002	<0.0002	<0.0002	NC	86.4			83.2			80 - 120	20
Comment:													
Additional Mercury criteria: LCS acceptance range for waters is 80-120% and for soils is 70-130%. MS acceptance range is 75-125%.													
QA/QC Batch 409931 (mg/L), QC Sample No: BZ42344 (BZ42340, BZ42341, BZ42342, BZ42343, BZ42344)													
Thallium - Water	BRL	0.001	<0.001	<0.001	NC	112			107			75 - 125	20

Environmental Laboratories, Inc.
587 East Middle Turnpike, P.O.Box 370, Manchester, CT 06045
Tel. (860) 645-1102 Fax (860) 645-0823

QA/QC Report

November 27, 2017

QA/QC Data

SDG I.D.: GBZ42340

Parameter	Blank	Blk RL	LCS %	LCSD %	LCS RPD	MS %	MSD %	MS RPD	% Rec Limits	% RPD Limits	
QA/QC Batch 410107 (ug/L), QC Sample No: BZ42344 (BZ42344)											
Semivolatiles by SIM - Ground Water											
2-Methylnaphthalene	ND	0.05	75	79	5.2	79	71	10.7	30 - 130	20	
Acenaphthene	ND	0.05	66	67	1.5	62	56	10.2	30 - 130	20	
Acenaphthylene	ND	0.04	69	71	2.9	19	<10	NC	30 - 130	20	m
Anthracene	ND	0.02	72	70	2.8	54	49	9.7	30 - 130	20	
Benz(a)anthracene	ND	0.02	76	73	4.0	61	62	1.6	30 - 130	20	
Benzo(a)pyrene	ND	0.02	72	68	5.7	36	27	28.6	30 - 130	20	m,r
Benzo(b)fluoranthene	ND	0.02	76	73	4.0	67	74	9.9	30 - 130	20	
Benzo(ghi)perylene	ND	0.02	64	65	1.6	42	38	10.0	30 - 130	20	
Benzo(k)fluoranthene	ND	0.02	75	73	2.7	63	66	4.7	30 - 130	20	
Chrysene	ND	0.02	69	66	4.4	57	60	5.1	30 - 130	20	
Dibenz(a,h)anthracene	ND	0.01	78	77	1.3	59	68	14.2	30 - 130	20	
Fluoranthene	ND	0.04	72	71	1.4	67	71	5.8	30 - 130	20	
Fluorene	ND	0.05	67	69	2.9	66	65	1.5	30 - 130	20	
Indeno(1,2,3-cd)pyrene	ND	0.02	72	72	0.0	50	49	2.0	30 - 130	20	
Naphthalene	ND	0.05	50	55	9.5	57	47	19.2	30 - 130	20	
Phenanthrene	ND	0.05	68	65	4.5	62	62	0.0	30 - 130	20	
Pyrene	ND	0.02	73	71	2.8	49	35	33.3	30 - 130	20	r
% 2-Fluorobiphenyl	56	%	109	61	56.5	60	52	14.3	30 - 130	20	r
% Nitrobenzene-d5	62	%	105	60	54.5	64	47	30.6	30 - 130	20	r
% Terphenyl-d14	77	%	146	78	60.7	76	83	8.8	30 - 130	20	l,r

Comment:

Additional 8270 criteria:20% of compounds can be outside of acceptance criteria as long as recovery is at least 10%. (Acid surrogates acceptance range for aqueous samples: 15-110%, for soils 30-130%)

QA/QC Batch 410120 (ug/L), QC Sample No: BZ43718 (BZ42340, BZ42341, BZ42342, BZ42343)

Semivolatiles (SIM) - Ground Water

2-Methylnaphthalene	0.08	0.02	65	60	8.0				30 - 130	20	
Acenaphthene	0.04	0.02	77	73	5.3				30 - 130	20	
Acenaphthylene	0.04	0.02	76	75	1.3				30 - 130	20	
Anthracene	ND	0.02	81	77	5.1				30 - 130	20	
Benz(a)anthracene	ND	0.02	81	77	5.1				30 - 130	20	
Benzo(a)pyrene	ND	0.02	79	74	6.5				30 - 130	20	
Benzo(b)fluoranthene	ND	0.02	82	78	5.0				30 - 130	20	
Benzo(ghi)perylene	ND	0.02	72	65	10.2				30 - 130	20	
Benzo(k)fluoranthene	ND	0.02	87	81	7.1				30 - 130	20	
Chrysene	ND	0.02	78	73	6.6				30 - 130	20	
Dibenz(a,h)anthracene	ND	0.01	84	76	10.0				30 - 130	20	
Fluoranthene	ND	0.02	80	75	6.5				30 - 130	20	
Fluorene	0.03	0.02	78	73	6.6				30 - 130	20	
Indeno(1,2,3-cd)pyrene	ND	0.02	79	56	34.1				30 - 130	20	r
Naphthalene	0.12	0.02	65	60	8.0				30 - 130	20	
Phenanthrene	0.03	0.02	75	73	2.7				30 - 130	20	

QA/QC Data

SDG I.D.: GBZ42340

Parameter	Blank	Blk RL	LCS %	LCSD %	LCS RPD	MS %	MSD %	MS RPD	% Rec Limits	% RPD Limits
Pyrene	ND	0.02	82	78	5.0				30 - 130	20
% 2-Fluorobiphenyl	66	%	71	67	5.8				30 - 130	20
% Nitrobenzene-d5	80	%	68	64	6.1				30 - 130	20
% Terphenyl-d14	80	%	87	82	5.9				30 - 130	20

Comment:

A LCS and LCS Duplicate were performed instead of a matrix spike and matrix spike duplicate.

Additional 8270 criteria:20% of compounds can be outside of acceptance criteria as long as recovery is at least 10%. (Acid surrogates acceptance range for aqueous samples: 15-110%, for soils 30-130%)

l = This parameter is outside laboratory LCS/LCSD specified recovery limits.
m = This parameter is outside laboratory MS/MSD specified recovery limits.
r = This parameter is outside laboratory RPD specified recovery limits.

If there are any questions regarding this data, please call Phoenix Client Services at extension 200.

RPD - Relative Percent Difference
LCS - Laboratory Control Sample
LCSD - Laboratory Control Sample Duplicate
MS - Matrix Spike
MS Dup - Matrix Spike Duplicate
NC - No Criteria
Intf - Interference

Phyllis Shiller, Laboratory Director
November 27, 2017

Monday, November 27, 2017

Criteria: CT: GWP, SWP

State: CT

Sample Criteria Exceedances Report

GBZ42340 - AECOM-CT

SampNo	Acode	Phoenix Analyte	Criteria	Result	RL	Criteria	RL Criteria	Analysis Units
BZ42340	AS-WM	Arsenic	CT / RSR SWPC (ug/l) / Inorganics	0.011	0.004	0.004	0.004	mg/L
BZ42340	SB-WM	Antimony	CT / RSR GWPC (ug/l) / Inorganics	0.015	0.005	0.006	0.006	mg/L

Phoenix Laboratories does not assume responsibility for the data contained in this report. It is provided as an additional tool to identify requested criteria exceedences. All efforts are made to ensure the accuracy of the data (obtained from appropriate agencies). A lack of exceedence information does not necessarily suggest conformance to the criteria. It is ultimately the site professional's responsibility to determine appropriate compliance.

REASONABLE CONFIDENCE PROTOCOL
LABORATORY ANALYSIS QA/QC CERTIFICATION FORM

Laboratory Name: Phoenix Environmental Labs, Inc. ***Client:*** AECOM

Project Location: GREENWICH HS ***Project Number:***

Laboratory Sample ID(s): BZ42340-BZ42344 ***Sampling Date(s):*** 11/15/2017

List RCP Methods Used (e.g., 8260, 8270, et cetera) 6010, 7000, 7470/7471, 8270

1	**For each analytical method referenced in this laboratory report package, were all specified QA/QC performance criteria followed, including the requirement to explain any criteria falling outside of acceptable guidelines, as specified in the CT DEP method-specific Reasonable Confidence Protocol documents?**	☑ Yes ☐ No
1A	**Were the method specified preservation and holding time requirements met?**	☑ Yes ☐ No
1B	***VPH and EPH methods only:*** **Was the VPH or EPH method conducted without significant modifications (see section 11.3 of respective RCP methods)**	☐ Yes ☐ No ☑ NA
2	**Were all samples received by the laboratory in a condition consistent with that described on the associated Chain-of-Custody document(s)?**	☑ Yes ☐ No
3	**Were samples received at an appropriate temperature (< 6 Degrees C)?**	☑ Yes ☐ No ☐ NA
4	**Were all QA/QC performance criteria specified in the Reasonable Confidence Protocol documents acheived? See Section: SVOASIM Narration.**	☐ Yes ☑ No
5	**a) Were reporting limits specified or referenced on the chain-of-custody?** **b) Were these reporting limits met?**	☑ Yes ☐ No ☑ Yes ☐ No
6	**For each analytical method referenced in this laboratory report package, were results reported for all constituents identified in the method-specific analyte lists presented in the Reasonable Confidence Protocol documents?**	☐ Yes ☑ No
7	**Are project-specific matrix spikes and laboratory duplicates included in the data set?**	☑ Yes ☐ No

Notes: For all questions to which the response was "No" (with the exception of question #7), additional information must be provided in an attached narrative. If the answer to question #1, #1A or 1B is "No", the data package does not meet the requirements for "Reasonable Confidence". This form may not be altered and all questions must be answered.

I, the undersigned, attest under the pains and penalties of perjury that, to the best of my knowledge and belief and based upon my personal inquiry of those responsible for providing the information contained in this analytical report, such information is accurate and complete.

Authorized Signature: Ethan Lee **Position:** Project Manager

Printed Name: Ethan Lee **Date:** Monday, November 27, 2017

Name of Laboratory Phoenix Environmental Labs, Inc.

This certification form is to be used for RCP methods only.

Environmental Laboratories, Inc.
587 East Middle Turnpike, P.O.Box 370, Manchester, CT 06045
Tel. (860) 645-1102 Fax (860) 645-0823

NY # 11301

RCP Certification Report

November 27, 2017

SDG I.D.: GBZ42340

SDG Comments

8270 Semi-volatile Organics:
Only the PAH constituents are reported as requested on the chain-of-custody. In order to achieve the requested reporting levels for the target compounds, the sample was extracted and analyzed via 8270 selective ion monitoring (SIM).

AA Metals (TL) Narration

Were all QA/QC performance criteria specified in the analytical method achieved? Yes.

Instrument:

PE600-2 11/17/17 10:39 Rick Schweitzer, Chemist 11/17/17

BZ42340, BZ42341, BZ42342, BZ42343, BZ42344

The initial calibration met criteria.
The continuing calibration standards met criteria for all the elements reported. The linear range is defined daily by the calibration range.
The continuing calibration blanks were less than the reporting level for the elements reported.
The CRDL met criteria.
The following Initial Calibration Verification (ICV) compounds did not meet criteria: None.
The following Continuing Calibration Verification (CCV) compounds did not meet criteria: None.
The following samples did not meet analytical spike criteria: None.

QC (Site Specific):

Batch 409931 (BZ42344)

BZ42340, BZ42341, BZ42342, BZ42343, BZ42344

All LCS recoveries were within 75 - 125 with the following exceptions: None.
All MS recoveries were within 75 - 125 with the following exceptions: None.

Mercury Narration

Were all QA/QC performance criteria specified in the analytical method achieved? Yes.

Instrument:

MERLIN 11/16/17 08:14 Rick Schweitzer, Chemist 11/16/17

BZ42340, BZ42341, BZ42342, BZ42343, BZ42344

The method preparation blank contains all of the acids and reagents as the samples; the instrument blanks do not.
The initial calibration met all criteria including a standard run at or below the reporting level.
All calibration verification standards (ICV, CCV) met criteria.
All calibration blank verification standards (ICB, CCB) met criteria.
The matrix spike sample is used to identify spectral interference for each batch of samples, if within 85-115%, no interference is observed and no further action is taken.
The following Initial Calibration Verification (ICV) compounds did not meet criteria: None.
The following Continuing Calibration Verification (CCV) compounds did not meet criteria: None.

QC (Site Specific):

Batch 409831 (BZ42344)

BZ42340, BZ42341, BZ42342, BZ42343, BZ42344

All LCS recoveries were within 80 - 120 with the following exceptions: None.
All MS recoveries were within 75 - 125 with the following exceptions: None.

Environmental Laboratories, Inc.
587 East Middle Turnpike, P.O.Box 370, Manchester, CT 06045
Tel. (860) 645-1102 Fax (860) 645-0823

NY # 11301

Certification Report

November 27, 2017

SDG I.D.: GBZ42340

Mercury Narration

Additional Mercury criteria: LCS acceptance range for waters is 80-120% and for soils is 70-130%. MS acceptance range is 75-125%.
Additional Mercury criteria: LCS acceptance range for waters is 80-120% and for soils is 70-130%. MS acceptance range is 75-125%.

ICP Metals Narration

Were all QA/QC performance criteria specified in the analytical method achieved? Yes.

Instrument:

BLUE 11/16/17 10:58 Mike Arsenault, Chemist 11/16/17

BZ42340, BZ42341, BZ42342, BZ42343, BZ42344

The initial calibration met criteria.
The continuing calibration standards met criteria for all the elements reported. The linear range is defined daily by the calibration range.
The continuing calibration blanks were less than the reporting level for the elements reported.
The ICSA and ICSAB were analyzed at the beginning and end of the run and were within criteria.The linear range is defined daily by the calibration range.
The following Initial Calibration Verification (ICV) compounds did not meet criteria: None.
The following Continuing Calibration Verification (CCV) compounds did not meet criteria: None.
The following ICP Interference Check (ICSAB) compounds did not meet criteria: None.

QC (Site Specific):

Batch 409783 (BZ42344)

BZ42340, BZ42341, BZ42342, BZ42343, BZ42344

All LCS recoveries were within 75 - 125 with the following exceptions: None.
All MS recoveries were within 75 - 125 with the following exceptions: None.

SVOASIM Narration

Environmental Laboratories, Inc.
587 East Middle Turnpike, P.O.Box 370, Manchester, CT 06045
Tel. (860) 645-1102 Fax (860) 645-0823

NY # 11301

RCP Certification Report

November 27, 2017

SDG I.D.: GBZ42340

SVOASIM Narration

Were all QA/QC performance criteria specified in the Reasonable Confidence Protocol documents achieved? No.

QC Batch 410107 (Samples: BZ42344): -----

One or more surrogates is outside of criteria. (% Terphenyl-d14)

The LCS/LCSD recovery is acceptable. One or more analytes in the site specific matrix spike recovery is below the method criteria, therefore a low bias is likely. (Acenaphthylene, Benzo(a)pyrene)

The LCS/LCSD RPD exceeds the method criteria for one or more surrogates, therefore there may be variability in the reported result. (% 2-Fluorobiphenyl, % Nitrobenzene-d5, % Terphenyl-d14)

The MS/MSD RPD exceeds the method criteria for one or more analytes, therefore there may be variability in the reported result. (Benzo(a)pyrene, Pyrene)

The MS/MSD RPD exceeds the method criteria for one or more surrogates, therefore there may be variability in the reported result. (% Nitrobenzene-d5)

QC Batch 410120 (Samples: BZ42340, BZ42341, BZ42342, BZ42343): -----

A trace amount of an analyte was found in blank but were not reported in the sample(s), therefore no bias is suspected. (Acenaphthylene)

A trace amount of an analyte was found in blank. Due to the concentration in the blank relative to the samples, no bias is suspected. (Acenaphthene(BZ42340))

Analyte was found in blank. A high bias is suspected. (2-Methylnaphthalene(BZ42340), Fluorene(BZ42340), Naphthalene(BZ42340), Phenanthrene(BZ42340))

The LCS/LCSD RPD exceeds the method criteria for one or more analytes, but these analytes were not reported in the sample(s) so no variability is suspected. (Indeno(1,2,3-cd)pyrene)

Instrument:

CHEM04 11/20/17-2 Damien Drobinski, Chemist 11/20/17

BZ42340, BZ42341

The DDT breakdown and pentachlorophenol & benzidine peak tailing were evaluated in the DFTPP tune and were found to be in control.

In the event that lower detection levels were requested, the samples may have been analyzed by selective ion monitoring (SIM) mode.

Initial Calibration Verification (CHEM04/SIM_1113):
94% of target compounds met criteria.
The following compounds had %RSDs >20%: Chrysene 23% (20%)
The following compounds did not meet recommended response factors: None.
The following compounds did not meet a minimum response factors: None.

Environmental Laboratories, Inc.
587 East Middle Turnpike, P.O.Box 370, Manchester, CT 06045
Tel. (860) 645-1102 Fax (860) 645-0823

NY # 11301

RCP Certification Report

November 27, 2017

SDG I.D.: GBZ42340

SVOASIM Narration

Continuing Calibration Verification (CHEM04/1120_14-SIM_1113):
Internal standard areas were within 50 to 200% of the initial calibration with the following exceptions: None.
100% of target compounds met criteria.
The following compounds did not meet % deviation criteria: None.
The following compounds did not meet maximum % deviations: None.
The following compounds did not meet recommended response factors: None.
The following compounds did not meet minimum response factors: None.

CHEM07 11/21/17-1 Damien Drobinski, Chemist 11/21/17

BZ42342, BZ42343, BZ42344

Initial Calibration Verification (CHEM07/SIM_1025):
96% of target compounds met criteria.
The following compounds had %RSDs >20%: None.
The following compounds did not meet recommended response factors: None.
The following compounds did not meet a minimum response factors: None.

Continuing Calibration Verification (CHEM07/1121_02-SIM_1025):
Internal standard areas were within 50 to 200% of the initial calibration with the following exceptions: None.
100% of target compounds met criteria.
The following compounds did not meet % deviation criteria: None.
The following compounds did not meet maximum % deviations: None.
The following compounds did not meet recommended response factors: None.
The following compounds did not meet minimum response factors: None.

QC (Batch Specific):

Batch 410120 (BZ43718)

BZ42340, BZ42341, BZ42342, BZ42343

All LCS recoveries were within 30 - 130 with the following exceptions: None.
All LCSD recoveries were within 30 - 130 with the following exceptions: None.
All LCS/LCSD RPDs were less than 20% with the following exceptions: Indeno(1,2,3-cd)pyrene(34.1%)
A LCS and LCS Duplicate were performed instead of a matrix spike and matrix spike duplicate.
Additional 8270 criteria:20% of compounds can be outside of acceptance criteria as long as recovery is at least 10%. (Acid surrogates acceptance range for aqueous samples: 15-110%, for soils 30-130%)
Additional 8270 criteria:20% of compounds can be outside of acceptance criteria as long as recovery is at least 10%. (Acid surrogates acceptance range for aqueous samples: 15-110%, for soils 30-130%)

QC (Site Specific):

Batch 410107 (BZ42344)

BZ42344

All LCS recoveries were within 30 - 130 with the following exceptions: % Terphenyl-d14(146%)
All LCSD recoveries were within 30 - 130 with the following exceptions: None.
All LCS/LCSD RPDs were less than 20% with the following exceptions: % 2-Fluorobiphenyl(56.5%), % Nitrobenzene-d5(54.5%), % Terphenyl-d14(60.7%)
All MS recoveries were within 30 - 130 with the following exceptions: Acenaphthylene(19%)
All MSD recoveries were within 30 - 130 with the following exceptions: Acenaphthylene(<10%), Benzo(a)pyrene(27%)
All MS/MSD RPDs were less than 20% with the following exceptions: % Nitrobenzene-d5(30.6%), Benzo(a)pyrene(28.6%), Pyrene(33.3%)

Environmental Laboratories, Inc.
587 East Middle Turnpike, P.O.Box 370, Manchester, CT 06045
Tel. (860) 645-1102 Fax (860) 645-0823

NY # 11301

RCP Certification Report

November 27, 2017

SDG I.D.: GBZ42340

SVOASIM Narration

A matrix effect is suspected when a MS/MSD recovery is outside of criteria. No further action is required if LCS/LCSD compounds are within criteria.
Additional 8270 criteria:20% of compounds can be outside of acceptance criteria as long as recovery is at least 10%. (Acid surrogates acceptance range for aqueous samples: 15-110%, for soils 30-130%)
Additional 8270 criteria:20% of compounds can be outside of acceptance criteria as long as recovery is at least 10%. (Acid surrogates acceptance range for aqueous samples: 15-110%, for soils 30-130%)

Temperature Narration

The samples were received at 2.4C with cooling initiated.
(Note acceptance criteria is above freezing up to 6°C)

Cooler: Yes [X] No [ ]
Coolant: IPK [X] ICE [ ] No [ ]

PHOENIX
Environmental Laboratories, Inc.

CHAIN OF CUSTODY RECORD

587 East Middle Turnpike, P.O. Box 370, Manchester, CT 06040
Email: info@phoenixlabs.com Fax (860) 645-0823
Client Services (860) 645-8726

Temp 2.4 °C Pg of

Data Delivery:
[ ] Fax #:
[X] Email: MATTHEW.ROOD@AECOM.COM

Customer: AECOM
Address: 500 ENTERPRISE DR. 1A
ROCKY HILL, CT 06067

Project: GREENWICH HS
Report to: MATTHEW ROOD
Invoice to: "
Phone #: 860-263-5800
Fax #:

Project P.O: 60432356.0500

This section MUST be completed with Bottle Quantities.

Sampler's Signature: [signature] Date: 11/15/17

Client Sample Information - Identification

Matrix Code:
DW=Drinking Water **GW**=Ground Water **SW**=Surface Water **WW**=Waste Water
RW=Raw Water **SE**=Sediment **SL**=Sludge **S**=Soil **SD**=Solid **W**=Wipe
OIL=Oil **B**=Bulk **L**=Liquid

Analysis Request

PHOENIX USE ONLY SAMPLE #	Customer Sample Identification	Sample Matrix	Date Sampled	Time Sampled	PAHs SIM	CT RCP METALS	Soil VOA Vials [ ] methanol [ ] H2O	GL Soil container ( ) oz ( ) oz	40 ml VOA Vial [ ] As is [ ] HCl	GL Amber 1000ml [X] As is [ ] H2SO4	PL As is [ ]250ml [ ]500ml [ ]1000ml	PL H2SO4 [ ]250ml [ ]250ml [ ]500ml	PL HNO3 250ml	PL NaOH 250ml	Bacteria (as is)	Bacteria (w/thio)
42340	MW-AH16R-111517-1	GW	11/15/17	8:11	X	X				1		1				
42341	MW-P7-111517-1	GW	11/15/17	8:00	X	X				1		1				
42342	MW-S15-111517-1	GW	11/15/17	9:30	X	X				1		1				
42343	MW-S15-111517-2	GW	11/15/17	9:31	X	X				1		1				
42344	MW-28-111517-1	GW	11/15/17	11:40	X	X				3		3				MS/MSD

Relinquished by:	Accepted by:	Date:	Time:
[signature]	[signature]	11/15/17	13:33
[signature]	[signature]	11/15/17	1610

Comments, Special Requirements or Regulations:
MUST MEET SWPC/GWPC FOR REPORTING LIMITS
CLIENT IS MUNICIPALITY - TAX EXEMPT

Turnaround:
[ ] 1 Day*
[ ] 2 Days*
[ ] 3 Days*
[X] Standard
[ ] Other
* SURCHARGE APPLIES

RI
[ ] Direct Exposure (Residential)
[ ] GW
[ ] Other

CT
[X] RCP Cert
[X] GW Protection
[X] SW Protection
[ ] GA Mobility
[ ] GB Mobility
[ ] Residential DEC
[ ] I/C DEC
[ ] Other

MA
[ ] MCP Certification
[ ] GW-1
[ ] GW-2
[ ] GW-3
[ ] S-1
[ ] S-2
[ ] S-3
[ ] MWRA eSMART
[ ] Other

State where samples were collected: CT

Data Format
[X] Excel
[X] PDF
[ ] GIS/Key
[X] EQuIS
[ ] Other

Data Package
[ ] Tier II Checklist
[ ] Full Data Package*
[X] Phoenix Std Report
[ ] Other
* SURCHARGE APPLIES

Monday, November 27, 2017

Attn: Mr. Matthew Rood
AECOM
500 Enterprise Dr Suite 1A
Rocky Hill CT 06067

Project ID: GREENWICH HS
Sample ID#s: BZ43600

This laboratory is in compliance with the NELAC requirements of procedures used except where indicated.

This report contains results for the parameters tested, under the sampling conditions described on the Chain Of Custody, as received by the laboratory. This report is incomplete unless all pages indicated in the pagination at the bottom of the page are included.

A scanned version of the COC form accompanies the analytical report and is an exact duplicate of the original.

If you have any questions concerning this testing, please do not hesitate to contact Phoenix Client Services at ext. 200.

Sincerely yours,

Phyllis Shiller
Laboratory Director

NELAC - #NY11301
CT Lab Registration #PH-0618
MA Lab Registration #M-CT007
ME Lab Registration #CT-007
NH Lab Registration #213693-A,B
NJ Lab Registration #CT-003
NY Lab Registration #11301
PA Lab Registration #68-03530
RI Lab Registration #63
VT Lab Registration #VT11301

Environmental Laboratories, Inc.
587 East Middle Turnpike, P.O.Box 370, Manchester, CT 06045
Tel. (860) 645-1102 Fax (860) 645-0823

Analysis Report

November 27, 2017

FOR: Attn: Mr. Matthew Rood
AECOM
500 Enterprise Dr Suite 1A
Rocky Hill CT 06067

Sample Information		Custody Information		Date	Time
Matrix:	GROUND WATER	Collected by:		11/15/17	12:41
Location Code:	AECOM-CT	Received by:	LB	11/17/17	10:45
Rush Request:	Standard	Analyzed by:	see "By" below		
P.O.#:	60432356.0500				

Laboratory Data

SDG ID: GBZ43600
Phoenix ID: BZ43600

Project ID: GREENWICH HS
Client ID: MW-35-111617-1

Parameter	Result	RL/ PQL	Units	Dilution	Date/Time	By	Reference
Silver	< 0.001	0.001	mg/L	1	11/18/17	MA	SW6010C
Arsenic	< 0.004	0.004	mg/L	1	11/18/17	MA	SW6010C
Barium	0.575	0.002	mg/L	1	11/18/17	MA	SW6010C
Beryllium	< 0.001	0.001	mg/L	1	11/18/17	MA	SW6010C
Cadmium	< 0.001	0.001	mg/L	1	11/18/17	MA	SW6010C
Chromium	< 0.001	0.001	mg/L	1	11/18/17	MA	SW6010C
Copper	0.017	0.005	mg/L	1	11/18/17	MA	SW6010C
Mercury	< 0.0002	0.0002	mg/L	1	11/21/17	RS	SW7470A
Nickel	0.009	0.001	mg/L	1	11/18/17	MA	SW6010C
Lead	0.002	0.002	mg/L	1	11/18/17	MA	SW6010C
Antimony	< 0.005	0.005	mg/L	1	11/18/17	MA	SW6010C
Selenium	< 0.010	0.010	mg/L	1	11/18/17	MA	SW6010C
Thallium	< 0.001	0.001	mg/L	1	11/21/17	RS	SM3113B/SW7010-04
Vanadium	0.002	0.002	mg/L	1	11/18/17	MA	SW6010C
Zinc	0.004	0.002	mg/L	1	11/18/17	MA	SW6010C
Mercury Digestion	Completed				11/20/17	W/W	SW7470A
Semi-Volatile Extraction	Completed				11/20/17	P/D/I	SW3520C
Total Metals Digestion	Completed				11/17/17	AG	
Semivolatiles by SIM							
2-Methylnaphthalene	ND	0.05	ug/L	1	11/22/17	DD	SW8270D (SIM)
Acenaphthene	ND	0.05	ug/L	1	11/22/17	DD	SW8270D (SIM)
Acenaphthylene	ND	0.05	ug/L	1	11/22/17	DD	SW8270D (SIM)
Anthracene	ND	0.05	ug/L	1	11/22/17	DD	SW8270D (SIM)
Benz(a)anthracene	ND	0.05	ug/L	1	11/22/17	DD	SW8270D (SIM)
Benzo(a)pyrene	ND	0.05	ug/L	1	11/22/17	DD	SW8270D (SIM)
Benzo(b)fluoranthene	ND	0.05	ug/L	1	11/22/17	DD	SW8270D (SIM)
Benzo(ghi)perylene	ND	0.05	ug/L	1	11/22/17	DD	SW8270D (SIM)

Project ID: GREENWICH HS
Client ID: MW-35-111617-1

Phoenix I.D.: BZ43600

Parameter	Result	RL/ PQL	Units	Dilution	Date/Time	By	Reference
Benzo(k)fluoranthene	ND	0.05	ug/L	1	11/22/17	DD	SW8270D (SIM)
Chrysene	ND	0.05	ug/L	1	11/22/17	DD	SW8270D (SIM)
Dibenz(a,h)anthracene	ND	0.01	ug/L	1	11/22/17	DD	SW8270D (SIM)
Fluoranthene	ND	0.05	ug/L	1	11/22/17	DD	SW8270D (SIM)
Fluorene	ND	0.05	ug/L	1	11/22/17	DD	SW8270D (SIM)
Indeno(1,2,3-cd)pyrene	ND	0.05	ug/L	1	11/22/17	DD	SW8270D (SIM)
Naphthalene	ND	0.09	ug/L	1	11/22/17	DD	SW8270D (SIM)
Phenanthrene	ND	0.05	ug/L	1	11/22/17	DD	SW8270D (SIM)
Pyrene	ND	0.05	ug/L	1	11/22/17	DD	SW8270D (SIM)
QA/QC Surrogates							
% 2-Fluorobiphenyl	61		%	1	11/22/17	DD	30 - 130 %
% Nitrobenzene-d5	61		%	1	11/22/17	DD	30 - 130 %
% Terphenyl-d14	57		%	1	11/22/17	DD	30 - 130 %

RL/PQL=Reporting/Practical Quantitation Level ND=Not Detected BRL=Below Reporting Level
QA/QC Surrogates: Surrogates are compounds (preceeded with a %) added by the lab to determine analysis efficiency. Surrogate results(%) listed in the report are not "detected" compounds.

Comments:

If there are any questions regarding this data, please call Phoenix Client Services.
This report must not be reproduced except in full as defined by the attached chain of custody.

Phyllis Shiller, Laboratory Director
November 27, 2017
Reviewed and Released by: Ethan Lee, Project Manager

Environmental Laboratories, Inc.
587 East Middle Turnpike, P.O.Box 370, Manchester, CT 06045
Tel. (860) 645-1102 Fax (860) 645-0823

QA/QC Report

November 27, 2017

QA/QC Data

SDG I.D.: GBZ43600

Parameter	Blank	Blk RL	Sample Result	Dup Result	Dup RPD	LCS %	LCSD %	LCS RPD	MS %	MSD %	MS RPD	% Rec Limits	% RPD Limits
QA/QC Batch 410111 (mg/L), QC Sample No: BZ43720 (BZ43600)													
Thallium - Water	BRL	0.001	<0.001	<0.001	NC	115			103			75 - 125	20
QA/QC Batch 410262 (mg/L), QC Sample No: BZ43944 (BZ43600)													
Mercury - Water	BRL	0.0002	<0.0002	<0.0002	NC	91.2			86.9			80 - 120	20
Comment:													
Additional Mercury criteria: LCS acceptance range for waters is 80-120% and for soils is 70-130%. MS acceptance range is 75-125%.													
QA/QC Batch 410136 (mg/L), QC Sample No: BZ44000 (BZ43600)													
ICP Metals - Aqueous													
Antimony	BRL	0.005	<0.005	<0.005	NC	94.7			96.3			75 - 125	20
Arsenic	BRL	0.004	0.007	0.008	NC	93.4			95.2			75 - 125	20
Barium	BRL	0.002	0.082	0.083	1.20	97.8			97.3			75 - 125	20
Beryllium	BRL	0.001	<0.001	<0.001	NC	98.4			96.8			75 - 125	20
Cadmium	BRL	0.001	<0.001	<0.001	NC	96.9			93.2			75 - 125	20
Chromium	BRL	0.001	0.007	0.006	15.4	97.9			96.3			75 - 125	20
Copper	BRL	0.005	0.027	0.026	3.80	97.8			99.8			75 - 125	20
Lead	BRL	0.002	0.006	0.006	NC	96.5			97.0			75 - 125	20
Nickel	BRL	0.001	0.012	0.011	8.70	97.6			96.1			75 - 125	20
Selenium	BRL	0.010	<0.010	<0.010	NC	88.1			89.0			75 - 125	20
Silver	BRL	0.001	<0.001	<0.001	NC	94.6			97.7			75 - 125	20
Vanadium	BRL	0.002	0.009	0.009	NC	96.5			97.8			75 - 125	20
Zinc	BRL	0.002	0.040	0.041	2.50	95.2			94.3			75 - 125	20

Environmental Laboratories, Inc.
587 East Middle Turnpike, P.O.Box 370, Manchester, CT 06045
Tel. (860) 645-1102 Fax (860) 645-0823

QA/QC Report

November 27, 2017

QA/QC Data

SDG I.D.: GBZ43600

Parameter	Blank	Blk RL	LCS %	LCSD %	LCS RPD	MS %	MSD %	MS RPD	% Rec Limits	% RPD Limits
QA/QC Batch 410353 (ug/L), QC Sample No: BZ42351 (BZ43600)										
Semivolatiles by SIM - Ground Water										
2-Methylnaphthalene	ND	0.05	76	80	5.1				30 - 130	20
Acenaphthene	ND	0.05	69	75	8.3				30 - 130	20
Acenaphthylene	ND	0.04	75	82	8.9				30 - 130	20
Anthracene	ND	0.02	76	84	10.0				30 - 130	20
Benz(a)anthracene	ND	0.02	89	100	11.6				30 - 130	20
Benzo(a)pyrene	ND	0.02	84	93	10.2				30 - 130	20
Benzo(b)fluoranthene	ND	0.02	95	116	19.9				30 - 130	20
Benzo(ghi)perylene	ND	0.02	68	75	9.8				30 - 130	20
Benzo(k)fluoranthene	ND	0.02	91	104	13.3				30 - 130	20
Chrysene	ND	0.02	77	85	9.9				30 - 130	20
Dibenz(a,h)anthracene	ND	0.01	80	90	11.8				30 - 130	20
Fluoranthene	ND	0.04	84	94	11.2				30 - 130	20
Fluorene	ND	0.05	73	81	10.4				30 - 130	20
Indeno(1,2,3-cd)pyrene	ND	0.02	76	85	11.2				30 - 130	20
Naphthalene	ND	0.05	58	57	1.7				30 - 130	20
Phenanthrene	ND	0.05	66	74	11.4				30 - 130	20
Pyrene	ND	0.02	86	95	9.9				30 - 130	20
% 2-Fluorobiphenyl	67	%	63	66	4.7				30 - 130	20
% Nitrobenzene-d5	65	%	51	51	0.0				30 - 130	20
% Terphenyl-d14	91	%	89	99	10.6				30 - 130	20

Comment:

Additional 8270 criteria:20% of compounds can be outside of acceptance criteria as long as recovery is at least 10%. (Acid surrogates acceptance range for aqueous samples: 15-110%, for soils 30-130%)

If there are any questions regarding this data, please call Phoenix Client Services at extension 200.

RPD - Relative Percent Difference
LCS - Laboratory Control Sample
LCSD - Laboratory Control Sample Duplicate
MS - Matrix Spike
MS Dup - Matrix Spike Duplicate
NC - No Criteria
Intf - Interference

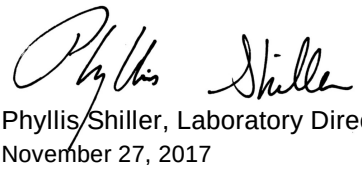

Phyllis Shiller, Laboratory Director
November 27, 2017

Monday, November 27, 2017

Criteria: CT: GWP, SWP

State: CT

Sample Criteria Exceedances Report

GBZ43600 - AECOM-CT

SampNo	Acode	Phoenix Analyte	Criteria	Result	RL	Criteria	RL Criteria	Analysis Units

*** No Data to Display ***

Phoenix Laboratories does not assume responsibility for the data contained in this report. It is provided as an additional tool to identify requested criteria exceedences. All efforts are made to ensure the accuracy of the data (obtained from appropriate agencies). A lack of exceedence information does not necessarily suggest conformance to the criteria. It is ultimately the site professional's responsibility to determine appropriate compliance.

REASONABLE CONFIDENCE PROTOCOL
LABORATORY ANALYSIS QA/QC CERTIFICATION FORM

Laboratory Name: Phoenix Environmental Labs, Inc. ***Client:*** AECOM

Project Location: GREENWICH HS ***Project Number:***

Laboratory Sample ID(s): BZ43600 ***Sampling Date(s):*** 11/15/2017

List RCP Methods Used (e.g., 8260, 8270, et cetera) 6010, 7000, 7470/7471, 8270

1	**For each analytical method referenced in this laboratory report package, were all specified QA/QC performance criteria followed, including the requirement to explain any criteria falling outside of acceptable guidelines, as specified in the CT DEP method-specific Reasonable Confidence Protocol documents?**	☑ Yes ☐ No
1A	**Were the method specified preservation and holding time requirements met?**	☑ Yes ☐ No
1B	***VPH and EPH methods only:*** **Was the VPH or EPH method conducted without significant modifications (see section 11.3 of respective RCP methods)**	☐ Yes ☐ No ☑ NA
2	**Were all samples received by the laboratory in a condition consistent with that described on the associated Chain-of-Custody document(s)?**	☑ Yes ☐ No
3	**Were samples received at an appropriate temperature (< 6 Degrees C)?**	☑ Yes ☐ No ☐ NA
4	**Were all QA/QC performance criteria specified in the CTDEP Reasonable Confidence Protocol documents achieved?**	☑ Yes ☐ No
5	**a) Were reporting limits specified or referenced on the chain-of-custody?** **b) Were these reporting limits met?**	☑ Yes ☐ No ☑ Yes ☐ No
6	**For each analytical method referenced in this laboratory report package, were results reported for all constituents identified in the method-specific analyte lists presented in the Reasonable Confidence Protocol documents?**	☐ Yes ☑ No
7	**Are project-specific matrix spikes and laboratory duplicates included in the data set?**	☐ Yes ☑ No

Notes: For all questions to which the response was "No" (with the exception of question #7), additional information must be provided in an attached narrative. If the answer to question #1, #1A or 1B is "No", the data package does not meet the requirements for "Reasonable Confidence". This form may not be altered and all questions must be answered.

I, the undersigned, attest under the pains and penalties of perjury that, to the best of my knowledge and belief and based upon my personal inquiry of those responsible for providing the information contained in this analytical report, such information is accurate and complete.

Authorized Signature: Ethan Lee **Position:** Project Manager

Printed Name: Ethan Lee **Date:** Monday, November 27, 2017

Name of Laboratory Phoenix Environmental Labs, Inc.

This certification form is to be used for RCP methods only.

Environmental Laboratories, Inc.
587 East Middle Turnpike, P.O.Box 370, Manchester, CT 06045
Tel. (860) 645-1102 Fax (860) 645-0823

NY # 11301

RCP Certification Report

November 27, 2017

SDG I.D.: GBZ43600

SDG Comments

8270 Semi-volatile Organics:
Only the PAH constituents are reported as requested on the chain-of-custody. In order to achieve the requested reporting levels for the target compounds, the sample was extracted and analyzed via 8270 selective ion monitoring (SIM).

AA Metals (TL) Narration

Were all QA/QC performance criteria specified in the analytical method achieved? Yes.

Instrument:

PE600-2 11/21/17 12:10 Rick Schweitzer, Chemist 11/21/17

BZ43600

The initial calibration met criteria.
The continuing calibration standards met criteria for all the elements reported. The linear range is defined daily by the calibration range.
The continuing calibration blanks were less than the reporting level for the elements reported.
The CRDL met criteria.
The following Initial Calibration Verification (ICV) compounds did not meet criteria: None.
The following Continuing Calibration Verification (CCV) compounds did not meet criteria: None.
The following samples did not meet analytical spike criteria: None.

QC (Batch Specific):

Batch 410111 (BZ43720)

BZ43600

All LCS recoveries were within 75 - 125 with the following exceptions: None.

Mercury Narration

Were all QA/QC performance criteria specified in the analytical method achieved? Yes.

Instrument:

MERLIN 11/21/17 07:26 Rick Schweitzer, Chemist 11/21/17

BZ43600

The method preparation blank contains all of the acids and reagents as the samples; the instrument blanks do not.
The initial calibration met all criteria including a standard run at or below the reporting level.
All calibration verification standards (ICV, CCV) met criteria.
All calibration blank verification standards (ICB, CCB) met criteria.
The matrix spike sample is used to identify spectral interference for each batch of samples, if within 85-115%, no interference is observed and no further action is taken.
The following Initial Calibration Verification (ICV) compounds did not meet criteria: None.
The following Continuing Calibration Verification (CCV) compounds did not meet criteria: None.

QC (Batch Specific):

Batch 410262 (BZ43944)

BZ43600

All LCS recoveries were within 80 - 120 with the following exceptions: None.
Additional Mercury criteria: LCS acceptance range for waters is 80-120% and for soils is 70-130%. MS acceptance range is 75-125%.

Environmental Laboratories, Inc.
587 East Middle Turnpike, P.O.Box 370, Manchester, CT 06045
Tel. (860) 645-1102 Fax (860) 645-0823

NY # 11301

Certification Report

November 27, 2017

SDG I.D.: GBZ43600

Mercury Narration

Additional Mercury criteria: LCS acceptance range for waters is 80-120% and for soils is 70-130%. MS acceptance range is 75-125%.

ICP Metals Narration

Were all QA/QC performance criteria specified in the analytical method achieved? Yes.

Instrument:

ARCOS 11/17/17 10:57 Mike Arsenault, Chemist 11/17/17

BZ43600

Additional criteria for CCV and ICSAB:
Sodium and Potassium are poor performing elements, the laboratory's in-house limits are 85-115% (CCV) and 70-130% (ICSAB).The linear range is defined daily by the calibration range.
The following Initial Calibration Verification (ICV) compounds did not meet criteria: None.
The following Continuing Calibration Verification (CCV) compounds did not meet criteria: None.
The following ICP Interference Check (ICSAB) compounds did not meet criteria: None.

QC (Batch Specific):

Batch 410136 (BZ44000)

BZ43600

All LCS recoveries were within 75 - 125 with the following exceptions: None.

SVOASIM Narration

Were all QA/QC performance criteria specified in the Reasonable Confidence Protocol documents achieved? Yes.

Instrument:

CHEM07 11/21/17-2 Damien Drobinski, Chemist 11/21/17

BZ43600

Initial Calibration Verification (CHEM07/BNSIM_1025):
100% of target compounds met criteria.
The following compounds had %RSDs >20%: None.
The following compounds did not meet recommended response factors: None.
The following compounds did not meet a minimum response factors: None.

Continuing Calibration Verification (CHEM07/1121_29-BNSIM_1025):
Internal standard areas were within 50 to 200% of the initial calibration with the following exceptions: None.
100% of target compounds met criteria.
The following compounds did not meet % deviation criteria: None.
The following compounds did not meet maximum % deviations: None.
The following compounds did not meet recommended response factors: None.
The following compounds did not meet minimum response factors: None.

QC (Batch Specific):

Batch 410353 (BZ42351)

BZ43600

Environmental Laboratories, Inc.
587 East Middle Turnpike, P.O.Box 370, Manchester, CT 06045
Tel. (860) 645-1102 Fax (860) 645-0823

NY # 11301

RCP Certification Report

November 27, 2017

SDG I.D.: GBZ43600

SVOASIM Narration

All LCS recoveries were within 30 - 130 with the following exceptions: None.
All LCSD recoveries were within 30 - 130 with the following exceptions: None.
All LCS/LCSD RPDs were less than 20% with the following exceptions: None.
Additional 8270 criteria:20% of compounds can be outside of acceptance criteria as long as recovery is at least 10%. (Acid surrogates acceptance range for aqueous samples: 15-110%, for soils 30-130%)
Additional 8270 criteria:20% of compounds can be outside of acceptance criteria as long as recovery is at least 10%. (Acid surrogates acceptance range for aqueous samples: 15-110%, for soils 30-130%)

Temperature Narration

The samples were received at 4.6C with cooling initiated.
(Note acceptance criteria is above freezing up to 6°C)

Cooler: Yes ☒ No ☐
Coolant: IPK ☒ ICE ☐ No ☐

CHAIN OF CUSTODY RECORD

Temp 1.1°C Pg of

PHOENIX
Environmental Laboratories, Inc.

587 East Middle Turnpike, P.O. Box 370, Manchester, CT 06040
Email: info@phoenixlabs.com Fax (860) 645-0823
Client Services (860) 645-8726

Data Delivery:
☐ Fax #: _____
☐ Email: _____

Customer: AECOM - MATTHEW ROOD
Address: 500 ENTERPRISE DR SUITE 1A
ROCKY HILL, CT 06067

Project: GREENWICH HS
Report to: MATTHEW ROOD
Invoice to: "
Phone #: 860-263-5800
Fax #:

Project P.O: 60432356.0500

This section MUST be completed with Bottle Quantities.

Client Sample - Information - Identification

Sampler's Signature: _____ Date: 11/16/17

Matrix Code:
DW=Drinking Water **GW**=Ground Water **SW**=Surface Water **WW**=Waste Water
RW=Raw Water **SE**=Sediment **SL**=Sludge **S**=Soil **SD**=Solid **W**=Wipe
OIL=Oil **B**=Bulk **L**=Liquid

Analysis Request

PHOENIX USE ONLY SAMPLE #	Customer Sample Identification	Sample Matrix	Date Sampled	Time Sampled	PAHs SIM	8 RCP METALS	Soil VOA Vials [ ] methanol [ ] H2O	GL Soil container ( ) oz ( ) oz	40 ml VOA Vial [ ] As is [ ] HCl	GL Amber 1000ml [X] As is [ ] H2SO4	PL As is [ ]250ml [ ]500ml [ ]1000ml	PL H2SO4 [ ] 250ml [ ] 500ml	PL HNO3 250ml	PL NaOH 250ml	Bacteria (as is)	Bacteria (w/thio)
43000	MW-35-111617-1	GW	11/16/17	12:41	X	X				1		1				

Relinquished by: _____ **Accepted by:** _____

Date:	Time:
11/17/17	1018
11/17/17	1045

Comments, Special Requirements or Regulations:
MUST MEET GWPC/SWPC FOR REPORTING LIMITS

CLIENT IS MUNICIPALITY - TAX EXEMPT

Turnaround:
☐ 1 Day*
☐ 2 Days*
☐ 3 Days*
☒ Standard
☐ Other
* SURCHARGE APPLIES

RI
☐ Direct Exposure (Residential)
☐ GW
☐ Other

CT
☒ RCP Cert
☒ GW Protection
☒ SW Protection
☐ GA Mobility
☐ GB Mobility
☐ Residential DEC
☐ I/C DEC
☐ Other

MA
☐ MCP Certification
☐ GW-1
☐ GW-2
☐ GW-3
☐ S-1
☐ S-2
☐ S-3
☐ MWRA eSMART
☐ Other

State where samples were collected: CT

Data Format
☒ Excel
☒ PDF
☐ GIS/Key
☒ EQuIS
☐ Other

Data Package
☐ Tier II Checklist
☐ Full Data Package*
☒ Phoenix Std Report
☐ Other
* SURCHARGE APPLIES

Tuesday, March 13, 2018

Attn: Mr. Matthew Rood
AECOM
500 Enterprise Dr Suite 1A
Rocky Hill CT 06067

Project ID: GHS-60432356
Sample ID#s: BZ99060 - BZ99066

This laboratory is in compliance with the NELAC requirements of procedures used except where indicated.

This report contains results for the parameters tested, under the sampling conditions described on the Chain Of Custody, as received by the laboratory. This report is incomplete unless all pages indicated in the pagination at the bottom of the page are included.

A scanned version of the COC form accompanies the analytical report and is an exact duplicate of the original.

If you have any questions concerning this testing, please do not hesitate to contact Phoenix Client Services at ext. 200.

Sincerely yours,

Phyllis Shiller
Laboratory Director

NELAC - #NY11301
CT Lab Registration #PH-0618
MA Lab Registration #M-CT007
ME Lab Registration #CT-007
NH Lab Registration #213693-A,B
NJ Lab Registration #CT-003
NY Lab Registration #11301
PA Lab Registration #68-03530
RI Lab Registration #63
UT Lab Registration #CT00007
VT Lab Registration #VT11301

Environmental Laboratories, Inc.
587 East Middle Turnpike, P.O.Box 370, Manchester, CT 06045
Tel. (860) 645-1102 Fax (860) 645-0823

Analysis Report

March 13, 2018

FOR: Attn: Mr. Matthew Rood
AECOM
500 Enterprise Dr Suite 1A
Rocky Hill CT 06067

Sample Information		Custody Information		Date	Time
Matrix:	GROUND WATER	Collected by:	JC	03/06/18	10:15
Location Code:	AECOM-CT	Received by:	LB	03/06/18	16:26
Rush Request:	Standard	Analyzed by:	see "By" below		
P.O.#:	60432356				

Laboratory Data

SDG ID: GBZ99060
Phoenix ID: BZ99060

Project ID: GHS-60432356
Client ID: MW-35-03062018-1

Parameter	Result	RL/ PQL	Units	Dilution	Date/Time	By	Reference
Silver	ND	0.001	mg/L	1	03/07/18	MA	SW6010C
Arsenic	ND	0.004	mg/L	1	03/07/18	MA	SW6010C
Barium	0.147	0.002	mg/L	1	03/07/18	MA	SW6010C
Cadmium	ND	0.001	mg/L	1	03/07/18	MA	SW6010C
Chromium	0.003	0.001	mg/L	1	03/07/18	MA	SW6010C
Mercury	ND	0.0002	mg/L	1	03/09/18	MA	SW7470A
Lead	0.010	0.002	mg/L	1	03/07/18	MA	SW6010C
Selenium	ND	0.010	mg/L	1	03/07/18	MA	SW6010C
Mercury Digestion	Completed				03/09/18	I/I	SW7470A
Semi-Volatile Extraction	Completed				03/06/18	P/D	SW3520C
Total Metals Digestion	Completed				03/06/18	T/T	
Semivolatiles by SIM							
2-Methylnaphthalene	ND	0.05	ug/L	1	03/07/18	DD	SW8270D (SIM)
Acenaphthene	ND	0.05	ug/L	1	03/07/18	DD	SW8270D (SIM)
Acenaphthylene	ND	0.05	ug/L	1	03/07/18	DD	SW8270D (SIM)
Anthracene	ND	0.05	ug/L	1	03/07/18	DD	SW8270D (SIM)
Benz(a)anthracene	ND	0.05	ug/L	1	03/07/18	DD	SW8270D (SIM)
Benzo(a)pyrene	ND	0.05	ug/L	1	03/07/18	DD	SW8270D (SIM)
Benzo(b)fluoranthene	ND	0.05	ug/L	1	03/07/18	DD	SW8270D (SIM)
Benzo(ghi)perylene	ND	0.05	ug/L	1	03/07/18	DD	SW8270D (SIM)
Benzo(k)fluoranthene	ND	0.05	ug/L	1	03/07/18	DD	SW8270D (SIM)
Chrysene	ND	0.05	ug/L	1	03/07/18	DD	SW8270D (SIM)
Dibenz(a,h)anthracene	ND	0.01	ug/L	1	03/07/18	DD	SW8270D (SIM)
Fluoranthene	ND	0.05	ug/L	1	03/07/18	DD	SW8270D (SIM)
Fluorene	ND	0.05	ug/L	1	03/07/18	DD	SW8270D (SIM)
Indeno(1,2,3-cd)pyrene	ND	0.05	ug/L	1	03/07/18	DD	SW8270D (SIM)
Naphthalene	ND	0.10	ug/L	1	03/07/18	DD	SW8270D (SIM)

Project ID: GHS-60432356
Client ID: MW-35-03062018-1

Phoenix I.D.: BZ99060

Parameter	Result	RL/ PQL	Units	Dilution	Date/Time	By	Reference
Phenanthrene	ND	0.05	ug/L	1	03/07/18	DD	SW8270D (SIM)
Pyrene	ND	0.05	ug/L	1	03/07/18	DD	SW8270D (SIM)
QA/QC Surrogates							
% 2-Fluorobiphenyl	50		%	1	03/07/18	DD	30 - 130 %
% Nitrobenzene-d5	53		%	1	03/07/18	DD	30 - 130 %
% Terphenyl-d14	56		%	1	03/07/18	DD	30 - 130 %

RL/PQL=Reporting/Practical Quantitation Level ND=Not Detected BRL=Below Reporting Level
QA/QC Surrogates: Surrogates are compounds (preceeded with a %) added by the lab to determine analysis efficiency. Surrogate results(%) listed in the report are not "detected" compounds.

Comments:

If there are any questions regarding this data, please call Phoenix Client Services.
This report must not be reproduced except in full as defined by the attached chain of custody.

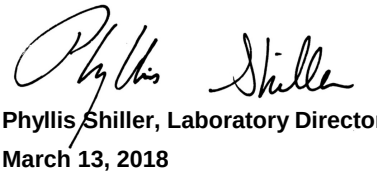

Phyllis Shiller, Laboratory Director
March 13, 2018
Reviewed and Released by: Maryam Taylor, Project Manager

Environmental Laboratories, Inc.
587 East Middle Turnpike, P.O.Box 370, Manchester, CT 06045
Tel. (860) 645-1102 Fax (860) 645-0823

Analysis Report

March 13, 2018

FOR: Attn: Mr. Matthew Rood
AECOM
500 Enterprise Dr Suite 1A
Rocky Hill CT 06067

Sample Information		Custody Information		Date	Time
Matrix:	GROUND WATER	Collected by:	JC	03/06/18	11:21
Location Code:	AECOM-CT	Received by:	LB	03/06/18	16:26
Rush Request:	Standard	Analyzed by:	see "By" below		
P.O.#:	60432356				

Laboratory Data

SDG ID: GBZ99060
Phoenix ID: BZ99061

Project ID: GHS-60432356
Client ID: MW-28-030618-1

Parameter	Result	RL/ PQL	Units	Dilution	Date/Time	By	Reference
Silver	ND	0.001	mg/L	1	03/07/18	MA	SW6010C
Arsenic	ND	0.004	mg/L	1	03/07/18	MA	SW6010C
Barium	0.077	0.002	mg/L	1	03/07/18	MA	SW6010C
Cadmium	ND	0.001	mg/L	1	03/07/18	MA	SW6010C
Chromium	0.002	0.001	mg/L	1	03/07/18	MA	SW6010C
Mercury	ND	0.0002	mg/L	1	03/09/18	MA	SW7470A
Lead	ND	0.002	mg/L	1	03/07/18	MA	SW6010C
Selenium	ND	0.010	mg/L	1	03/07/18	MA	SW6010C
Mercury Digestion	Completed				03/09/18	I/I	SW7470A
Semi-Volatile Extraction	Completed				03/06/18	P/D	SW3520C
Total Metals Digestion	Completed				03/06/18	T/T	
Client MS/MSD	Completed				03/09/18		
Semivolatiles by SIM							
2-Methylnaphthalene	ND	0.05	ug/L	1	03/07/18	DD	SW8270D (SIM)
Acenaphthene	ND	0.05	ug/L	1	03/07/18	DD	SW8270D (SIM)
Acenaphthylene	ND	0.05	ug/L	1	03/07/18	DD	SW8270D (SIM)
Anthracene	ND	0.05	ug/L	1	03/07/18	DD	SW8270D (SIM)
Benz(a)anthracene	ND	0.05	ug/L	1	03/07/18	DD	SW8270D (SIM)
Benzo(a)pyrene	ND	0.05	ug/L	1	03/07/18	DD	SW8270D (SIM)
Benzo(b)fluoranthene	ND	0.05	ug/L	1	03/07/18	DD	SW8270D (SIM)
Benzo(ghi)perylene	ND	0.05	ug/L	1	03/07/18	DD	SW8270D (SIM)
Benzo(k)fluoranthene	ND	0.05	ug/L	1	03/07/18	DD	SW8270D (SIM)
Chrysene	ND	0.05	ug/L	1	03/07/18	DD	SW8270D (SIM)
Dibenz(a,h)anthracene	ND	0.01	ug/L	1	03/07/18	DD	SW8270D (SIM)
Fluoranthene	ND	0.05	ug/L	1	03/07/18	DD	SW8270D (SIM)
Fluorene	ND	0.05	ug/L	1	03/07/18	DD	SW8270D (SIM)
Indeno(1,2,3-cd)pyrene	ND	0.05	ug/L	1	03/07/18	DD	SW8270D (SIM)

Project ID: GHS-60432356
Client ID: MW-28-030618-1

Phoenix I.D.: BZ99061

Parameter	Result	RL/ PQL	Units	Dilution	Date/Time	By	Reference
Naphthalene	ND	0.10	ug/L	1	03/07/18	DD	SW8270D (SIM)
Phenanthrene	ND	0.05	ug/L	1	03/07/18	DD	SW8270D (SIM)
Pyrene	ND	0.05	ug/L	1	03/07/18	DD	SW8270D (SIM)
QA/QC Surrogates							
% 2-Fluorobiphenyl	59		%	1	03/07/18	DD	30 - 130 %
% Nitrobenzene-d5	66		%	1	03/07/18	DD	30 - 130 %
% Terphenyl-d14	79		%	1	03/07/18	DD	30 - 130 %

RL/PQL=Reporting/Practical Quantitation Level ND=Not Detected BRL=Below Reporting Level
QA/QC Surrogates: Surrogates are compounds (preceeded with a %) added by the lab to determine analysis efficiency. Surrogate results(%) listed in the report are not "detected" compounds.

Comments:

If there are any questions regarding this data, please call Phoenix Client Services.
This report must not be reproduced except in full as defined by the attached chain of custody.

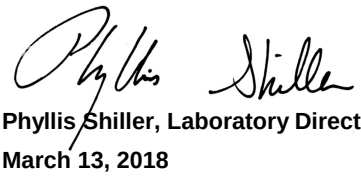

Phyllis Shiller, Laboratory Director
March 13, 2018
Reviewed and Released by: Maryam Taylor, Project Manager

Environmental Laboratories, Inc.
587 East Middle Turnpike, P.O.Box 370, Manchester, CT 06045
Tel. (860) 645-1102 Fax (860) 645-0823

Analysis Report

March 13, 2018

FOR: Attn: Mr. Matthew Rood
AECOM
500 Enterprise Dr Suite 1A
Rocky Hill CT 06067

Sample Information		Custody Information		Date	Time
Matrix:	GROUND WATER	Collected by:	JC	03/06/18	9:30
Location Code:	AECOM-CT	Received by:	LB	03/06/18	16:26
Rush Request:	Standard	Analyzed by:	see "By" below		
P.O.#:	60432356				

Laboratory Data

SDG ID: GBZ99060
Phoenix ID: BZ99062

Project ID: GHS-60432356
Client ID: MW-P7-030618-1

Parameter	Result	RL/ PQL	Units	Dilution	Date/Time	By	Reference
Silver	ND	0.001	mg/L	1	03/07/18	MA	SW6010C
Arsenic	ND	0.004	mg/L	1	03/07/18	MA	SW6010C
Barium	0.081	0.002	mg/L	1	03/07/18	MA	SW6010C
Cadmium	ND	0.001	mg/L	1	03/07/18	MA	SW6010C
Chromium	ND	0.001	mg/L	1	03/07/18	MA	SW6010C
Mercury	ND	0.0002	mg/L	1	03/09/18	MA	SW7470A
Lead	ND	0.002	mg/L	1	03/07/18	MA	SW6010C
Selenium	ND	0.010	mg/L	1	03/07/18	MA	SW6010C
Mercury Digestion	Completed				03/09/18	I/I	SW7470A
Semi-Volatile Extraction	Completed				03/06/18	P/D	SW3520C
Total Metals Digestion	Completed				03/06/18	T/T	
Semivolatiles by SIM							
2-Methylnaphthalene	ND	0.05	ug/L	1	03/07/18	DD	SW8270D (SIM)
Acenaphthene	ND	0.05	ug/L	1	03/07/18	DD	SW8270D (SIM)
Acenaphthylene	ND	0.05	ug/L	1	03/07/18	DD	SW8270D (SIM)
Anthracene	ND	0.05	ug/L	1	03/07/18	DD	SW8270D (SIM)
Benz(a)anthracene	ND	0.05	ug/L	1	03/07/18	DD	SW8270D (SIM)
Benzo(a)pyrene	ND	0.05	ug/L	1	03/07/18	DD	SW8270D (SIM)
Benzo(b)fluoranthene	ND	0.05	ug/L	1	03/07/18	DD	SW8270D (SIM)
Benzo(ghi)perylene	ND	0.05	ug/L	1	03/07/18	DD	SW8270D (SIM)
Benzo(k)fluoranthene	ND	0.05	ug/L	1	03/07/18	DD	SW8270D (SIM)
Chrysene	ND	0.05	ug/L	1	03/07/18	DD	SW8270D (SIM)
Dibenz(a,h)anthracene	ND	0.01	ug/L	1	03/07/18	DD	SW8270D (SIM)
Fluoranthene	ND	0.05	ug/L	1	03/07/18	DD	SW8270D (SIM)
Fluorene	ND	0.05	ug/L	1	03/07/18	DD	SW8270D (SIM)
Indeno(1,2,3-cd)pyrene	ND	0.05	ug/L	1	03/07/18	DD	SW8270D (SIM)
Naphthalene	ND	0.10	ug/L	1	03/07/18	DD	SW8270D (SIM)

Project ID: GHS-60432356
Client ID: MW-P7-030618-1

Phoenix I.D.: BZ99062

Parameter	Result	RL/ PQL	Units	Dilution	Date/Time	By	Reference
Phenanthrene	ND	0.05	ug/L	1	03/07/18	DD	SW8270D (SIM)
Pyrene	ND	0.05	ug/L	1	03/07/18	DD	SW8270D (SIM)
QA/QC Surrogates							
% 2-Fluorobiphenyl	54		%	1	03/07/18	DD	30 - 130 %
% Nitrobenzene-d5	57		%	1	03/07/18	DD	30 - 130 %
% Terphenyl-d14	79		%	1	03/07/18	DD	30 - 130 %

RL/PQL=Reporting/Practical Quantitation Level ND=Not Detected BRL=Below Reporting Level
QA/QC Surrogates: Surrogates are compounds (preceeded with a %) added by the lab to determine analysis efficiency. Surrogate results(%) listed in the report are not "detected" compounds.

Comments:

If there are any questions regarding this data, please call Phoenix Client Services.
This report must not be reproduced except in full as defined by the attached chain of custody.

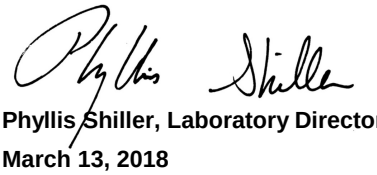

Phyllis Shiller, Laboratory Director
March 13, 2018
Reviewed and Released by: Maryam Taylor, Project Manager

Environmental Laboratories, Inc.
587 East Middle Turnpike, P.O.Box 370, Manchester, CT 06045
Tel. (860) 645-1102 Fax (860) 645-0823

Analysis Report

March 13, 2018

FOR: Attn: Mr. Matthew Rood
AECOM
500 Enterprise Dr Suite 1A
Rocky Hill CT 06067

Sample Information		Custody Information		Date	Time
Matrix:	GROUND WATER	Collected by:	JC	03/06/18	10:55
Location Code:	AECOM-CT	Received by:	LB	03/06/18	16:26
Rush Request:	Standard	Analyzed by:	see "By" below		
P.O.#:	60432356				

Laboratory Data

SDG ID: GBZ99060
Phoenix ID: BZ99063

Project ID: GHS-60432356
Client ID: MW-S15-030618-1

Parameter	Result	RL/ PQL	Units	Dilution	Date/Time	By	Reference
Silver	ND	0.001	mg/L	1	03/07/18	MA	SW6010C
Arsenic	0.005	0.004	mg/L	1	03/07/18	MA	SW6010C
Barium	0.092	0.002	mg/L	1	03/07/18	MA	SW6010C
Cadmium	ND	0.001	mg/L	1	03/07/18	MA	SW6010C
Chromium	0.002	0.001	mg/L	1	03/07/18	MA	SW6010C
Mercury	ND	0.0002	mg/L	1	03/09/18	MA	SW7470A
Lead	0.001	J 0.002	mg/L	1	03/07/18	MA	SW6010C
Selenium	ND	0.010	mg/L	1	03/07/18	MA	SW6010C
Mercury Digestion	Completed				03/09/18	I/I	SW7470A
Semi-Volatile Extraction	Completed				03/06/18	P/D	SW3520C
Total Metals Digestion	Completed				03/06/18	T/T	
Semivolatiles by SIM							
2-Methylnaphthalene	ND	0.05	ug/L	1	03/07/18	DD	SW8270D (SIM)
Acenaphthene	ND	0.05	ug/L	1	03/07/18	DD	SW8270D (SIM)
Acenaphthylene	ND	0.05	ug/L	1	03/07/18	DD	SW8270D (SIM)
Anthracene	ND	0.05	ug/L	1	03/07/18	DD	SW8270D (SIM)
Benz(a)anthracene	ND	0.05	ug/L	1	03/07/18	DD	SW8270D (SIM)
Benzo(a)pyrene	ND	0.05	ug/L	1	03/07/18	DD	SW8270D (SIM)
Benzo(b)fluoranthene	ND	0.05	ug/L	1	03/07/18	DD	SW8270D (SIM)
Benzo(ghi)perylene	ND	0.05	ug/L	1	03/07/18	DD	SW8270D (SIM)
Benzo(k)fluoranthene	ND	0.05	ug/L	1	03/07/18	DD	SW8270D (SIM)
Chrysene	ND	0.05	ug/L	1	03/07/18	DD	SW8270D (SIM)
Dibenz(a,h)anthracene	ND	0.01	ug/L	1	03/07/18	DD	SW8270D (SIM)
Fluoranthene	ND	0.05	ug/L	1	03/07/18	DD	SW8270D (SIM)
Fluorene	ND	0.05	ug/L	1	03/07/18	DD	SW8270D (SIM)
Indeno(1,2,3-cd)pyrene	ND	0.05	ug/L	1	03/07/18	DD	SW8270D (SIM)
Naphthalene	ND	0.10	ug/L	1	03/07/18	DD	SW8270D (SIM)

Project ID: GHS-60432356
Client ID: MW-S15-030618-1

Phoenix I.D.: BZ99063

Parameter	Result	RL/ PQL	Units	Dilution	Date/Time	By	Reference
Phenanthrene	ND	0.05	ug/L	1	03/07/18	DD	SW8270D (SIM)
Pyrene	ND	0.05	ug/L	1	03/07/18	DD	SW8270D (SIM)
QA/QC Surrogates							
% 2-Fluorobiphenyl	56		%	1	03/07/18	DD	30 - 130 %
% Nitrobenzene-d5	62		%	1	03/07/18	DD	30 - 130 %
% Terphenyl-d14	53		%	1	03/07/18	DD	30 - 130 %

RL/PQL=Reporting/Practical Quantitation Level ND=Not Detected BRL=Below Reporting Level J=Estimated Below RL
QA/QC Surrogates: Surrogates are compounds (preceeded with a %) added by the lab to determine analysis efficiency. Surrogate results(%) listed in the report are not "detected" compounds.

Comments:

If there are any questions regarding this data, please call Phoenix Client Services.
This report must not be reproduced except in full as defined by the attached chain of custody.

Phyllis Shiller, Laboratory Director
March 13, 2018
Reviewed and Released by: Maryam Taylor, Project Manager

Environmental Laboratories, Inc.
587 East Middle Turnpike, P.O.Box 370, Manchester, CT 06045
Tel. (860) 645-1102 Fax (860) 645-0823

Analysis Report

March 13, 2018

FOR: Attn: Mr. Matthew Rood
AECOM
500 Enterprise Dr Suite 1A
Rocky Hill CT 06067

Sample Information		Custody Information		Date	Time
Matrix:	GROUND WATER	Collected by:	JC	03/06/18	12:35
Location Code:	AECOM-CT	Received by:	LB	03/06/18	16:26
Rush Request:	Standard	Analyzed by:	see "By" below		
P.O.#:	60432356				

Laboratory Data

SDG ID: GBZ99060
Phoenix ID: BZ99064

Project ID: GHS-60432356
Client ID: MW-Y15-00618-1

Parameter	Result	RL/ PQL	Units	Dilution	Date/Time	By	Reference
Silver	ND	0.001	mg/L	1	03/07/18	MA	SW6010C
Arsenic	ND	0.004	mg/L	1	03/07/18	MA	SW6010C
Barium	0.479	0.002	mg/L	1	03/07/18	MA	SW6010C
Cadmium	ND	0.001	mg/L	1	03/07/18	MA	SW6010C
Chromium	0.002	0.001	mg/L	1	03/07/18	MA	SW6010C
Mercury	ND	0.0002	mg/L	1	03/09/18	MA	SW7470A
Lead	0.007	0.002	mg/L	1	03/07/18	MA	SW6010C
Selenium	ND	0.010	mg/L	1	03/07/18	MA	SW6010C
Mercury Digestion	Completed				03/09/18	I/I	SW7470A
Semi-Volatile Extraction	Completed				03/06/18	P/D	SW3520C
Total Metals Digestion	Completed				03/06/18	T/T	
Semivolatiles by SIM							
2-Methylnaphthalene	ND	0.05	ug/L	1	03/07/18	DD	SW8270D (SIM)
Acenaphthene	0.25	0.05	ug/L	1	03/07/18	DD	SW8270D (SIM)
Acenaphthylene	ND	0.05	ug/L	1	03/07/18	DD	SW8270D (SIM)
Anthracene	0.06	0.05	ug/L	1	03/07/18	DD	SW8270D (SIM)
Benz(a)anthracene	ND	0.05	ug/L	1	03/07/18	DD	SW8270D (SIM)
Benzo(a)pyrene	ND	0.05	ug/L	1	03/07/18	DD	SW8270D (SIM)
Benzo(b)fluoranthene	ND	0.05	ug/L	1	03/07/18	DD	SW8270D (SIM)
Benzo(ghi)perylene	ND	0.05	ug/L	1	03/07/18	DD	SW8270D (SIM)
Benzo(k)fluoranthene	ND	0.05	ug/L	1	03/07/18	DD	SW8270D (SIM)
Chrysene	ND	0.05	ug/L	1	03/07/18	DD	SW8270D (SIM)
Dibenz(a,h)anthracene	ND	0.01	ug/L	1	03/07/18	DD	SW8270D (SIM)
Fluoranthene	ND	0.05	ug/L	1	03/07/18	DD	SW8270D (SIM)
Fluorene	0.14	0.05	ug/L	1	03/07/18	DD	SW8270D (SIM)
Indeno(1,2,3-cd)pyrene	ND	0.05	ug/L	1	03/07/18	DD	SW8270D (SIM)
Naphthalene	ND	0.10	ug/L	1	03/07/18	DD	SW8270D (SIM)

Project ID: GHS-60432356
Client ID: MW-Y15-00618-1

Phoenix I.D.: BZ99064

Parameter	Result	RL/ PQL	Units	Dilution	Date/Time	By	Reference
Phenanthrene	ND	0.05	ug/L	1	03/07/18	DD	SW8270D (SIM)
Pyrene	ND	0.05	ug/L	1	03/07/18	DD	SW8270D (SIM)
QA/QC Surrogates							
% 2-Fluorobiphenyl	62		%	1	03/07/18	DD	30 - 130 %
% Nitrobenzene-d5	70		%	1	03/07/18	DD	30 - 130 %
% Terphenyl-d14	77		%	1	03/07/18	DD	30 - 130 %

RL/PQL=Reporting/Practical Quantitation Level ND=Not Detected BRL=Below Reporting Level
QA/QC Surrogates: Surrogates are compounds (preceeded with a %) added by the lab to determine analysis efficiency. Surrogate results(%) listed in the report are not "detected" compounds.

Comments:

If there are any questions regarding this data, please call Phoenix Client Services.
This report must not be reproduced except in full as defined by the attached chain of custody.

Phyllis Shiller, Laboratory Director
March 13, 2018
Reviewed and Released by: Maryam Taylor, Project Manager

Environmental Laboratories, Inc.
587 East Middle Turnpike, P.O.Box 370, Manchester, CT 06045
Tel. (860) 645-1102 Fax (860) 645-0823

Analysis Report

March 13, 2018

FOR: Attn: Mr. Matthew Rood
AECOM
500 Enterprise Dr Suite 1A
Rocky Hill CT 06067

Sample Information		Custody Information		Date	Time
Matrix:	GROUND WATER	Collected by:	JC	03/06/18	10:55
Location Code:	AECOM-CT	Received by:	LB	03/06/18	16:26
Rush Request:	Standard	Analyzed by:	see "By" below		
P.O.#:	60432356				

Laboratory Data

SDG ID: GBZ99060
Phoenix ID: BZ99065

Project ID: GHS-60432356
Client ID: MW-S15-030618-2

Parameter	Result	RL/ PQL	Units	Dilution	Date/Time	By	Reference
Silver	ND	0.001	mg/L	1	03/07/18	MA	SW6010C
Arsenic	0.005	0.004	mg/L	1	03/07/18	MA	SW6010C
Barium	0.092	0.002	mg/L	1	03/07/18	MA	SW6010C
Cadmium	ND	0.001	mg/L	1	03/07/18	MA	SW6010C
Chromium	0.002	0.001	mg/L	1	03/07/18	MA	SW6010C
Mercury	ND	0.0002	mg/L	1	03/09/18	MA	SW7470A
Lead	ND	0.002	mg/L	1	03/07/18	MA	SW6010C
Selenium	ND	0.010	mg/L	1	03/07/18	MA	SW6010C
Mercury Digestion	Completed				03/09/18	I/I	SW7470A
Semi-Volatile Extraction	Completed				03/06/18	P/D	SW3520C
Total Metals Digestion	Completed				03/06/18	T/T	
Semivolatiles by SIM							
2-Methylnaphthalene	ND	0.05	ug/L	1	03/07/18	DD	SW8270D (SIM)
Acenaphthene	ND	0.05	ug/L	1	03/07/18	DD	SW8270D (SIM)
Acenaphthylene	ND	0.05	ug/L	1	03/07/18	DD	SW8270D (SIM)
Anthracene	ND	0.05	ug/L	1	03/07/18	DD	SW8270D (SIM)
Benz(a)anthracene	ND	0.05	ug/L	1	03/07/18	DD	SW8270D (SIM)
Benzo(a)pyrene	ND	0.05	ug/L	1	03/07/18	DD	SW8270D (SIM)
Benzo(b)fluoranthene	ND	0.05	ug/L	1	03/07/18	DD	SW8270D (SIM)
Benzo(ghi)perylene	ND	0.05	ug/L	1	03/07/18	DD	SW8270D (SIM)
Benzo(k)fluoranthene	ND	0.05	ug/L	1	03/07/18	DD	SW8270D (SIM)
Chrysene	ND	0.05	ug/L	1	03/07/18	DD	SW8270D (SIM)
Dibenz(a,h)anthracene	ND	0.01	ug/L	1	03/07/18	DD	SW8270D (SIM)
Fluoranthene	ND	0.05	ug/L	1	03/07/18	DD	SW8270D (SIM)
Fluorene	ND	0.05	ug/L	1	03/07/18	DD	SW8270D (SIM)
Indeno(1,2,3-cd)pyrene	ND	0.05	ug/L	1	03/07/18	DD	SW8270D (SIM)
Naphthalene	ND	0.10	ug/L	1	03/07/18	DD	SW8270D (SIM)

Project ID: GHS-60432356
Client ID: MW-S15-030618-2

Phoenix I.D.: BZ99065

Parameter	Result	RL/ PQL	Units	Dilution	Date/Time	By	Reference
Phenanthrene	ND	0.05	ug/L	1	03/07/18	DD	SW8270D (SIM)
Pyrene	ND	0.05	ug/L	1	03/07/18	DD	SW8270D (SIM)
QA/QC Surrogates							
% 2-Fluorobiphenyl	53		%	1	03/07/18	DD	30 - 130 %
% Nitrobenzene-d5	60		%	1	03/07/18	DD	30 - 130 %
% Terphenyl-d14	45		%	1	03/07/18	DD	30 - 130 %

RL/PQL=Reporting/Practical Quantitation Level ND=Not Detected BRL=Below Reporting Level
QA/QC Surrogates: Surrogates are compounds (preceeded with a %) added by the lab to determine analysis efficiency. Surrogate results(%) listed in the report are not "detected" compounds.

Comments:

If there are any questions regarding this data, please call Phoenix Client Services.
This report must not be reproduced except in full as defined by the attached chain of custody.

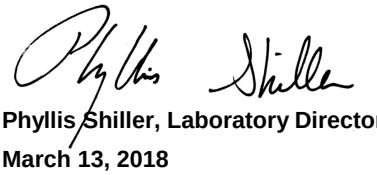

Phyllis Shiller, Laboratory Director
March 13, 2018
Reviewed and Released by: Maryam Taylor, Project Manager

Environmental Laboratories, Inc.
587 East Middle Turnpike, P.O.Box 370, Manchester, CT 06045
Tel. (860) 645-1102 Fax (860) 645-0823

Analysis Report

March 13, 2018

FOR: Attn: Mr. Matthew Rood
AECOM
500 Enterprise Dr Suite 1A
Rocky Hill CT 06067

Sample Information		Custody Information		Date	Time
Matrix:	GROUND WATER	Collected by:	JC	03/06/18	8:50
Location Code:	AECOM-CT	Received by:	LB	03/06/18	16:26
Rush Request:	Standard	Analyzed by:	see "By" below		
P.O.#:	60432356				

Laboratory Data

SDG ID: GBZ99060
Phoenix ID: BZ99066

Project ID: GHS-60432356
Client ID: MW-AH16R-030618-1

Parameter	Result	RL/ PQL	Units	Dilution	Date/Time	By	Reference
Silver	ND	0.001	mg/L	1	03/10/18	MA	SW6010C
Arsenic	0.002	J 0.004	mg/L	1	03/10/18	MA	SW6010C
Barium	0.545	0.002	mg/L	1	03/10/18	MA	SW6010C
Cadmium	ND	0.001	mg/L	1	03/10/18	MA	SW6010C
Chromium	0.003	0.001	mg/L	1	03/10/18	MA	SW6010C
Mercury	ND	0.0002	mg/L	1	03/09/18	MA	SW7470A
Lead	ND	0.002	mg/L	1	03/10/18	MA	SW6010C
Selenium	ND	0.010	mg/L	1	03/10/18	MA	SW6010C
Mercury Digestion	Completed				03/09/18	I/I	SW7470A
Semi-Volatile Extraction	Completed				03/06/18	P/D	SW3520C
Total Metals Digestion	Completed				03/08/18	T/BF	
Semivolatiles by SIM							
2-Methylnaphthalene	0.82	0.05	ug/L	1	03/07/18	DD	SW8270D (SIM)
Acenaphthene	ND	0.05	ug/L	1	03/07/18	DD	SW8270D (SIM)
Acenaphthylene	ND	0.05	ug/L	1	03/07/18	DD	SW8270D (SIM)
Anthracene	0.07	0.05	ug/L	1	03/07/18	DD	SW8270D (SIM)
Benz(a)anthracene	ND	0.05	ug/L	1	03/07/18	DD	SW8270D (SIM)
Benzo(a)pyrene	ND	0.05	ug/L	1	03/07/18	DD	SW8270D (SIM)
Benzo(b)fluoranthene	ND	0.05	ug/L	1	03/07/18	DD	SW8270D (SIM)
Benzo(ghi)perylene	ND	0.05	ug/L	1	03/07/18	DD	SW8270D (SIM)
Benzo(k)fluoranthene	ND	0.05	ug/L	1	03/07/18	DD	SW8270D (SIM)
Chrysene	ND	0.05	ug/L	1	03/07/18	DD	SW8270D (SIM)
Dibenz(a,h)anthracene	ND	0.01	ug/L	1	03/07/18	DD	SW8270D (SIM)
Fluoranthene	ND	0.05	ug/L	1	03/07/18	DD	SW8270D (SIM)
Fluorene	0.17	0.05	ug/L	1	03/07/18	DD	SW8270D (SIM)
Indeno(1,2,3-cd)pyrene	ND	0.05	ug/L	1	03/07/18	DD	SW8270D (SIM)
Naphthalene	0.98	0.10	ug/L	1	03/07/18	DD	SW8270D (SIM)

Project ID: GHS-60432356
Client ID: MW-AH16R-030618-1

Phoenix I.D.: BZ99066

Parameter	Result	RL/ PQL	Units	Dilution	Date/Time	By	Reference
Phenanthrene	0.08	0.05	ug/L	1	03/07/18	DD	SW8270D (SIM)
Pyrene	ND	0.05	ug/L	1	03/07/18	DD	SW8270D (SIM)
QA/QC Surrogates							
% 2-Fluorobiphenyl	46		%	1	03/07/18	DD	30 - 130 %
% Nitrobenzene-d5	58		%	1	03/07/18	DD	30 - 130 %
% Terphenyl-d14	80		%	1	03/07/18	DD	30 - 130 %

RL/PQL=Reporting/Practical Quantitation Level ND=Not Detected BRL=Below Reporting Level J=Estimated Below RL
QA/QC Surrogates: Surrogates are compounds (preceeded with a %) added by the lab to determine analysis efficiency. Surrogate results(%) listed in the report are not "detected" compounds.

Comments:

If there are any questions regarding this data, please call Phoenix Client Services.
This report must not be reproduced except in full as defined by the attached chain of custody.

Phyllis Shiller, Laboratory Director
March 13, 2018
Reviewed and Released by: Maryam Taylor, Project Manager

Environmental Laboratories, Inc.
587 East Middle Turnpike, P.O.Box 370, Manchester, CT 06045
Tel. (860) 645-1102 Fax (860) 645-0823

QA/QC Report

March 13, 2018

QA/QC Data

SDG I.D.: GBZ99060

Parameter	Blank	Blk RL	Sample Result	Dup Result	Dup RPD	LCS %	LCSD %	LCS RPD	MS %	MSD %	MS RPD	% Rec Limits	% RPD Limits
QA/QC Batch 421972 (mg/L), QC Sample No: BZ99061 (BZ99060, BZ99061, BZ99062, BZ99063, BZ99064, BZ99065)													
ICP Metals - Aqueous													
Arsenic	BRL	0.004	<0.004	<0.004	NC	95.8			101			75 - 125	20
Barium	BRL	0.002	0.077	0.076	1.30	104			103			75 - 125	20
Cadmium	BRL	0.001	<0.001	<0.001	NC	97.5			98.4			75 - 125	20
Chromium	BRL	0.001	0.002	0.002	NC	99.6			102			75 - 125	20
Lead	BRL	0.002	<0.002	<0.002	NC	97.3			98.1			75 - 125	20
Selenium	BRL	0.010	<0.010	<0.010	NC	92.4			95.8			75 - 125	20
Silver	BRL	0.001	<0.001	<0.001	NC	96.7			99.3			75 - 125	20
QA/QC Batch 422296 (mg/L), QC Sample No: BZ99061 (BZ99060, BZ99061, BZ99062, BZ99063, BZ99064, BZ99065, BZ99066)													
Mercury - Water	BRL	0.0002	<0.0002	<0.0002	NC	87.0			87.8			80 - 120	20
Comment:													
Additional Mercury criteria: LCS acceptance range for waters is 80-120% and for soils is 70-130%. MS acceptance range is 75-125%.													
QA/QC Batch 422274 (mg/L), QC Sample No: BZ99565 (BZ99066)													
ICP Metals - Aqueous													
Arsenic	BRL	0.004	<0.004	<0.004	NC	102			108			75 - 125	20
Barium	BRL	0.002	0.064	0.066	3.10	110			110			75 - 125	20
Cadmium	BRL	0.001	<0.001	<0.001	NC	107			104			75 - 125	20
Chromium	BRL	0.001	0.002	0.002	NC	109			108			75 - 125	20
Lead	BRL	0.002	0.003	0.002	NC	108			104			75 - 125	20
Selenium	BRL	0.010	<0.010	<0.010	NC	99.2			103			75 - 125	20
Silver	BRL	0.001	<0.001	<0.001	NC	103			110			75 - 125	20

Environmental Laboratories, Inc.
587 East Middle Turnpike, P.O.Box 370, Manchester, CT 06045
Tel. (860) 645-1102 Fax (860) 645-0823

QA/QC Report

March 13, 2018

QA/QC Data

SDG I.D.: GBZ99060

Parameter	Blank	Blk RL	LCS %	LCSD %	LCS RPD	MS %	MSD %	MS RPD	% Rec Limits	% RPD Limits	
QA/QC Batch 421940 (ug/L), QC Sample No: BZ99061 (BZ99060, BZ99061, BZ99062, BZ99063, BZ99064, BZ99065, BZ99066)											
Semivolatiles by SIM - Ground Water											
2-Methylnaphthalene	ND	0.05	45	52	14.4	46	41	11.5	30 - 130	20	
Acenaphthene	ND	0.05	57	52	9.2	57	54	5.4	30 - 130	20	
Acenaphthylene	ND	0.04	50	80	46.2	53	50	5.8	30 - 130	20	r
Anthracene	ND	0.02	66	54	20.0	57	60	5.1	30 - 130	20	
Benz(a)anthracene	ND	0.02	68	53	24.8	48	50	4.1	30 - 130	20	r
Benzo(a)pyrene	ND	0.02	68	35	64.1	32	35	9.0	30 - 130	20	r
Benzo(b)fluoranthene	ND	0.02	76	73	4.0	41	46	11.5	30 - 130	20	
Benzo(ghi)perylene	ND	0.02	62	45	31.8	23	26	12.2	30 - 130	20	m,r
Benzo(k)fluoranthene	ND	0.02	72	60	18.2	32	35	9.0	30 - 130	20	
Chrysene	ND	0.02	67	58	14.4	42	45	6.9	30 - 130	20	
Dibenz(a,h)anthracene	ND	0.01	77	70	9.5	25	30	18.2	30 - 130	20	m
Fluoranthene	ND	0.04	71	60	16.8	62	64	3.2	30 - 130	20	
Fluorene	ND	0.05	59	60	1.7	58	57	1.7	30 - 130	20	
Indeno(1,2,3-cd)pyrene	ND	0.02	71	54	27.2	26	30	14.3	30 - 130	20	m,r
Naphthalene	ND	0.05	41	50	19.8	44	38	14.6	30 - 130	20	
Phenanthrene	ND	0.05	61	59	3.3	55	57	3.6	30 - 130	20	
Pyrene	ND	0.02	72	34	71.7	62	64	3.2	30 - 130	20	r
% 2-Fluorobiphenyl	54	%	51	58	12.8	51	47	8.2	30 - 130	20	
% Nitrobenzene-d5	55	%	39	51	26.7	49	41	17.8	30 - 130	20	r
% Terphenyl-d14	86	%	86	72	17.7	57	60	5.1	30 - 130	20	

Comment:

Additional 8270 criteria:20% of compounds can be outside of acceptance criteria as long as recovery is at least 10%. (Acid surrogates acceptance range for aqueous samples: 15-110%, for soils 30-130%)

m = This parameter is outside laboratory MS/MSD specified recovery limits.
r = This parameter is outside laboratory RPD specified recovery limits.

If there are any questions regarding this data, please call Phoenix Client Services at extension 200.

RPD - Relative Percent Difference
LCS - Laboratory Control Sample
LCSD - Laboratory Control Sample Duplicate
MS - Matrix Spike
MS Dup - Matrix Spike Duplicate
NC - No Criteria
Intf - Interference

Phyllis Shiller, Laboratory Director
March 13, 2018

Tuesday, March 13, 2018

Criteria: CT: GWP, SWP

State: CT

Sample Criteria Exceedances Report

GBZ99060 - AECOM-CT

SampNo	Acode	Phoenix Analyte	Criteria	Result	RL	Criteria	RL Criteria	Analysis Units
BZ99063	AS-WM	Arsenic	CT / RSR SWPC (ug/l) / Inorganics	0.005	0.004	0.004	0.004	mg/L
BZ99065	AS-WM	Arsenic	CT / RSR SWPC (ug/l) / Inorganics	0.005	0.004	0.004	0.004	mg/L
BZ99066	$8100CTSIMR	Phenanthrene	CT / RSR SWPC (ug/l) / Semivolatiles	0.08	0.05	0.077	0.077	ug/L

Phoenix Laboratories does not assume responsibility for the data contained in this report. It is provided as an additional tool to identify requested criteria exceedences. All efforts are made to ensure the accuracy of the data (obtained from appropriate agencies). A lack of exceedence information does not necessarily suggest conformance to the criteria. It is ultimately the site professional's responsibility to determine appropriate compliance.

REASONABLE CONFIDENCE PROTOCOL
LABORATORY ANALYSIS QA/QC CERTIFICATION FORM

Laboratory Name: Phoenix Environmental Labs, Inc. ***Client:*** AECOM

Project Location: GHS-60432356 ***Project Number:***

Laboratory Sample ID(s): BZ99060-BZ99066 ***Sampling Date(s):*** 3/6/2018

List RCP Methods Used (e.g., 8260, 8270, et cetera) 6010, 7470/7471, 8270

1	**For each analytical method referenced in this laboratory report package, were all specified QA/QC performance criteria followed, including the requirement to explain any criteria falling outside of acceptable guidelines, as specified in the CT DEP method-specific Reasonable Confidence Protocol documents?**	☑ Yes ☐ No
1A	**Were the method specified preservation and holding time requirements met?**	☑ Yes ☐ No
1B	***VPH and EPH methods only:*** **Was the VPH or EPH method conducted without significant modifications (see section 11.3 of respective RCP methods)**	☐ Yes ☐ No ☑ NA
2	**Were all samples received by the laboratory in a condition consistent with that described on the associated Chain-of-Custody document(s)?**	☑ Yes ☐ No
3	**Were samples received at an appropriate temperature (< 6 Degrees C)?**	☑ Yes ☐ No ☐ NA
4	**Were all QA/QC performance criteria specified in the Reasonable Confidence Protocol documents acheived? See Section: SVOASIM Narration.**	☐ Yes ☑ No
5	**a) Were reporting limits specified or referenced on the chain-of-custody?** **b) Were these reporting limits met?**	☑ Yes ☐ No ☑ Yes ☐ No
6	**For each analytical method referenced in this laboratory report package, were results reported for all constituents identified in the method-specific analyte lists presented in the Reasonable Confidence Protocol documents?**	☐ Yes ☑ No
7	**Are project-specific matrix spikes and laboratory duplicates included in the data set?**	☑ Yes ☐ No

Notes: For all questions to which the response was "No" (with the exception of question #7), additional information must be provided in an attached narrative. If the answer to question #1, #1A or 1B is "No", the data package does not meet the requirements for "Reasonable Confidence". This form may not be altered and all questions must be answered.

I, the undersigned, attest under the pains and penalties of perjury that, to the best of my knowledge and belief and based upon my personal inquiry of those responsible for providing the information contained in this analytical report, such information is accurate and complete.

Authorized Signature: Maylor **Position:** Project Manager

Printed Name: Maryam Taylor **Date:** Tuesday, March 13, 2018

Name of Laboratory Phoenix Environmental Labs, Inc.

This certification form is to be used for RCP methods only.

Environmental Laboratories, Inc.
587 East Middle Turnpike, P.O.Box 370, Manchester, CT 06045
Tel. (860) 645-1102 Fax (860) 645-0823

NY # 11301

RCP Certification Report

March 13, 2018

SDG I.D.: GBZ99060

SDG Comments

Metals Analysis:
The client requested a shorter list of elements than the 6010 RCP list. Only the RCRA 8 Metals are reported as requested on the chain of custody.

8270 Semi-volatile Organics:
Only the PAH constituents are reported as requested on the chain-of-custody. In order to achieve the requested reporting levels for the target compounds, the sample was extracted and analyzed via 8270 selective ion monitoring (SIM).

Mercury Narration

Were all QA/QC performance criteria specified in the analytical method achieved? Yes.

Instrument:

MERLIN 03/09/18 08:00 Mike Arsenault, Chemist 03/09/18

BZ99060, BZ99061, BZ99062, BZ99063, BZ99064, BZ99065, BZ99066

The method preparation blank contains all of the acids and reagents as the samples; the instrument blanks do not.
The initial calibration met all criteria including a standard run at or below the reporting level.
All calibration verification standards (ICV, CCV) met criteria.
All calibration blank verification standards (ICB, CCB) met criteria.
The matrix spike sample is used to identify spectral interference for each batch of samples, if within 85-115%, no interference is observed and no further action is taken.
The following Initial Calibration Verification (ICV) compounds did not meet criteria: None.
The following Continuing Calibration Verification (CCV) compounds did not meet criteria: None.

QC (Site Specific):

Batch 422296 (BZ99061)

BZ99060, BZ99061, BZ99062, BZ99063, BZ99064, BZ99065, BZ99066

All LCS recoveries were within 80 - 120 with the following exceptions: None.
All MS recoveries were within 75 - 125 with the following exceptions: None.
Additional Mercury criteria: LCS acceptance range for waters is 80-120% and for soils is 70-130%. MS acceptance range is 75-125%.

ICP Metals Narration

Were all QA/QC performance criteria specified in the analytical method achieved? Yes.

Instrument:

BLUE 03/07/18 08:04 Mike Arsenault, Chemist 03/07/18

BZ99060, BZ99061, BZ99062, BZ99063, BZ99064, BZ99065

The initial calibration met criteria.
The continuing calibration standards met criteria for all the elements reported. The linear range is defined daily by the calibration range.
The continuing calibration blanks were less than the reporting level for the elements reported.
The ICSA and ICSAB were analyzed at the beginning and end of the run and were within criteria.The linear range is defined daily by the calibration range.
The following Initial Calibration Verification (ICV) compounds did not meet criteria: None.
The following Continuing Calibration Verification (CCV) compounds did not meet criteria: None.
The following ICP Interference Check (ICSAB) compounds did not meet criteria: None.

Environmental Laboratories, Inc.
587 East Middle Turnpike, P.O.Box 370, Manchester, CT 06045
Tel. (860) 645-1102 Fax (860) 645-0823

NY # 11301

Certification Report

March 13, 2018

SDG I.D.: GBZ99060

ICP Metals Narration

BLUE 03/09/18 11:42 Mike Arsenault, Chemist 03/09/18

BZ99066

The initial calibration met criteria.
The continuing calibration standards met criteria for all the elements reported. The linear range is defined daily by the calibration range.
The continuing calibration blanks were less than the reporting level for the elements reported.
The ICSA and ICSAB were analyzed at the beginning and end of the run and were within criteria.The linear range is defined daily by the calibration range.
The following Initial Calibration Verification (ICV) compounds did not meet criteria: None.
The following Continuing Calibration Verification (CCV) compounds did not meet criteria: None.
The following ICP Interference Check (ICSAB) compounds did not meet criteria: None.

QC (Batch Specific):

Batch 422274 (BZ99565)

BZ99066

All LCS recoveries were within 75 - 125 with the following exceptions: None.

QC (Site Specific):

Batch 421972 (BZ99061)

BZ99060, BZ99061, BZ99062, BZ99063, BZ99064, BZ99065

All LCS recoveries were within 75 - 125 with the following exceptions: None.
All MS recoveries were within 75 - 125 with the following exceptions: None.

SVOASIM Narration

Were all QA/QC performance criteria specified in the Reasonable Confidence Protocol documents achieved? No.

QC Batch 421940 (Samples: BZ99060, BZ99061, BZ99062, BZ99063, BZ99064, BZ99065, BZ99066): -----

The LCS/LCSD recovery is acceptable. One or more analytes in the site specific matrix spike recovery is below the method criteria, therefore a low bias is likely. (Benzo(ghi)perylene, Dibenz(a,h)anthracene, Indeno(1,2,3-cd)pyrene)

The LCS/LCSD RPD exceeds the method criteria for one or more analytes, but these analytes were not reported in the sample(s) so no variability is suspected. (Acenaphthylene, Benz(a)anthracene, Benzo(a)pyrene, Benzo(ghi)perylene, Indeno(1,2,3-cd)pyrene, Pyrene)

The LCS/LCSD RPD exceeds the method criteria for one or more surrogates.Both recoveries are within limits. No significant bias is suspected. (% Nitrobenzene-d5)

Instrument:

CHEM04 03/07/18-1 Damien Drobinski, Chemist 03/07/18

BZ99060, BZ99061, BZ99062, BZ99063, BZ99064, BZ99065, BZ99066

The DDT breakdown and pentachlorophenol & benzidine peak tailing were evaluated in the DFTPP tune and were found to be in control.

In the event that lower detection levels were requested, the samples may have been analyzed by selective ion monitoring (SIM)

Environmental Laboratories, Inc.
587 East Middle Turnpike, P.O.Box 370, Manchester, CT 06045
Tel. (860) 645-1102 Fax (860) 645-0823

NY # 11301

RCP Certification Report

March 13, 2018

SDG I.D.: GBZ99060

SVOASIM Narration

mode.

Initial Calibration Verification (CHEM04/SIM_0118):
98% of target compounds met criteria.
The following compounds had %RSDs >20%: None.
The following compounds did not meet recommended response factors: None.
The following compounds did not meet a minimum response factors: None.

Continuing Calibration Verification (CHEM04/0307_02-SIM_0118):
Internal standard areas were within 50 to 200% of the initial calibration with the following exceptions: None.
100% of target compounds met criteria.
The following compounds did not meet % deviation criteria: None.
The following compounds did not meet maximum % deviations: None.
The following compounds did not meet recommended response factors: None.
The following compounds did not meet minimum response factors: None.

QC (Site Specific):

Batch 421940 (BZ99061)

BZ99060, BZ99061, BZ99062, BZ99063, BZ99064, BZ99065, BZ99066

All LCS recoveries were within 30 - 130 with the following exceptions: None.
All LCSD recoveries were within 30 - 130 with the following exceptions: None.
All LCS/LCSD RPDs were less than 20% with the following exceptions: % Nitrobenzene-d5(26.7%), Acenaphthylene(46.2%), Benz(a)anthracene(24.8%), Benzo(a)pyrene(64.1%), Benzo(ghi)perylene(31.8%), Indeno(1,2,3-cd)pyrene(27.2%), Pyrene(71.7%)
All MS recoveries were within 30 - 130 with the following exceptions: Benzo(ghi)perylene(23%), Dibenz(a,h)anthracene(25%), Indeno(1,2,3-cd)pyrene(26%)
All MSD recoveries were within 30 - 130 with the following exceptions: Benzo(ghi)perylene(26%)
All MS/MSD RPDs were less than 20% with the following exceptions: None.
A matrix effect is suspected when a MS/MSD recovery is outside of criteria. No further action is required if LCS/LCSD compounds are within criteria.
Additional 8270 criteria:20% of compounds can be outside of acceptance criteria as long as recovery is at least 10%. (Acid surrogates acceptance range for aqueous samples: 15-110%, for soils 30-130%)

Temperature Narration

The samples were received at 4.1C with cooling initiated.
(Note acceptance criteria is above freezing up to 6°C)

Environmental Analysis Request/Chain of Custody

~~eurofins~~ Lancaster Laboratories Environmental

For Eurofins Lancaster Laboratories Environmental use only

Acct. # _____ Group # _____ Sample # _____ 4.1' w/c + IP

COC # 540518

Client Information

Client: AECOM	Acct. #:
Project Name/#: GHS - 60432356	PWSID #:
Project Manager: Matt Road	P.O. #: 60432356
Sampler: J Christopher	Quote #:
State where samples were collected: CT	For Compliance: Yes ☐ No ☐

Matrix: Soil ☐ Sediment ☐ Tissue ☐ | Water: Potable ☐ Ground ☒ NPDES ☐ Surface ☐ | Other: _____

Analysis Requested — Preservation Codes: ✓ N

For Lab Use Only: FSC: _____ SCR#: _____

Preservation Codes: H=HCl, T=Thiosulfate, N=HNO_3, B=NaOH, S=H_2SO_4, O=Other

Sample Identification	Collected Date	Collected Time	Grab	Composite	Soil	Water	Other	Total # of Containers	PAHs	Metals									Remarks
MW-35-030620 18-1	3/6/18	1015	X			X		3	2	1				99060					
MW-Z8-030618-1	3/6/18	1121	X			X		9	6	3				99061					Extra Volume for MS/MSD
MW-P7-030618-1	3/6/18	0930	X			X		3	2	1				99062					
MW-S15-030618-1	3/6/18	1055	X			X	3	~~6~~	2	1				99063					~~Extra volume for MS/MSD~~ JC
MW-Y15-030618-1	3/6/18	1235	X			X		3	2	1				99064					
~~MW-AA12-030618-1~~	~~3/6/18~~		~~X~~			~~X~~		~~3~~	~~2~~	~~1~~									HK
MW-S15-030618-2	3/6/18	1055	X			X		3	2	1				99065					
MW-AH16R-030618-1	3/6/18	0850	X			X		3	2	1				99066					

Turnaround Time (TAT) Requested (please circle)

Standard Rush

(Rush TAT is subject to laboratory approval and surcharge.)

Date results are needed: _____

E-mail address: Matthew.Road@AECOM.com

Data Package Options (circle if required)

Type I (EPA Level 3 Equivalent/non-CLP) | Type VI (Raw Data Only)

Type III (Reduced non-CLP) | NJ DKQP | TX TRRP-13

NYSDEC Category A or B | MA MCP | CT RCP

Relinquished by	Date	Time	Received by	Date	Time
[signature]	3/6/18	14:19	[signature]	3.6.18	2:19
[signature]			[signature]	3/6/18	1626

EDD Required? Yes No

If yes, format: Excel, PDF, EQUIS

Site-Specific QC (MS/MSD/Dup)? Yes No

(If yes, indicate QC sample and submit triplicate sample volume.)

Relinquished by Commercial Carrier: UPS _____ FedEx _____ Other Courier

Temperature upon receipt _____ °C

Eurofins Lancaster Laboratories Environmental, LLC • 2425 New Holland Pike, Lancaster, PA 17601 • 717-656-2300

The white copy should accompany samples to Eurofins Lancaster Laboratories Environmental. The yellow copy should be retained by the client.

7044 0216

Client Services

From: Rood, Matthew <Matthew.Rood@aecom.com>
Sent: Friday, March 09, 2018 8:37 AM
To: Client Services
Subject: RE: Phoenix Labs - GBZ99060, GHS-60432356 - COC Acknowledgement

Please add CT RCP cert
RLs must meet GWPC and SWPC
thanks

From: clientservices@phoenixlabs.com [mailto:clientservices@phoenixlabs.com]
Sent: Tuesday, March 06, 2018 9:30 PM
To: Rood, Matthew
Subject: Phoenix Labs - GBZ99060, GHS-60432356 - COC Acknowledgement

Matt,

Delivery group GBZ99060 (GHS-60432356) has been logged in for the following samples:

Phoenix Id	Client Id
BZ99060	MW-35-03062018-1
BZ99061	MW-28-030618-1
BZ99062	MW-P7-030618-1
BZ99063	MW-S15-030618-1
BZ99064	MW-Y15-00618-1
BZ99065	MW-S15-030618-2
BZ99066	MW-AH16R-030618-1

The samples in this delivery group were received at 4.1°C. (Note acceptance criteria is above freezing up to 6°C)

If there are any questions regarding this submittal, please call Phoenix Client Services at extension 200.

Phoenix Environmental Laboratories, Inc.
587 East Middle Turnpike
P.O. Box 370
Manchester, CT 06374
Tel. (860) 645-1102
Fax. (860) 645-0823
www.phoenixlabs.com

Please do not reply to this email.

PHOENIX
Environmental Laboratories, Inc.

Tuesday, March 13, 2018

Attn: Matt Rood
AECOM
500 Enterprise Dr Suite 1A
Rocky Hill CT 06067

Project ID: GREENWICH HIGH SCHOOL
Sample ID#s: BZ99948 - BZ99949

This laboratory is in compliance with the NELAC requirements of procedures used except where indicated.

This report contains results for the parameters tested, under the sampling conditions described on the Chain Of Custody, as received by the laboratory. This report is incomplete unless all pages indicated in the pagination at the bottom of the page are included.

A scanned version of the COC form accompanies the analytical report and is an exact duplicate of the original.

If you have any questions concerning this testing, please do not hesitate to contact Phoenix Client Services at ext. 200.

Sincerely yours,

Phyllis Shiller
Laboratory Director

NELAC - #NY11301
CT Lab Registration #PH-0618
MA Lab Registration #M-CT007
ME Lab Registration #CT-007
NH Lab Registration #213693-A,B
NJ Lab Registration #CT-003
NY Lab Registration #11301
PA Lab Registration #68-03530
RI Lab Registration #63
UT Lab Registration #CT00007
VT Lab Registration #VT11301

Environmental Laboratories, Inc.
587 East Middle Turnpike, P.O.Box 370, Manchester, CT 06045
Tel. (860) 645-1102 Fax (860) 645-0823

Analysis Report

March 13, 2018

FOR: Attn: Matt Rood
AECOM
500 Enterprise Dr Suite 1A
Rocky Hill CT 06067

Sample Information		Custody Information		Date	Time
Matrix:	GROUND WATER	Collected by:	JC/JM/HK	03/06/18	14:32
Location Code:	AECOM-CT	Received by:	SW	03/08/18	15:49
Rush Request:	Standard	Analyzed by:	see "By" below		
P.O.#:	NEED POS				

Laboratory Data

SDG ID: GBZ99948
Phoenix ID: BZ99948

Project ID: GREENWICH HIGH SCHOOL
Client ID: MW-Y9-030618-1

Parameter	Result	RL/ PQL	Units	Dilution	Date/Time	By	Reference
Silver	< 0.001	0.001	mg/L	1	03/10/18	MA	SW6010C
Arsenic	< 0.004	0.004	mg/L	1	03/10/18	MA	SW6010C
Barium	0.683	0.002	mg/L	1	03/10/18	MA	SW6010C
Cadmium	< 0.001	0.001	mg/L	1	03/10/18	MA	SW6010C
Chromium	< 0.001	0.001	mg/L	1	03/10/18	MA	SW6010C
Mercury	< 0.0002	0.0002	mg/L	1	03/09/18	MA	SW7470A
Lead	0.002	0.002	mg/L	1	03/10/18	MA	SW6010C
Selenium	< 0.010	0.010	mg/L	1	03/10/18	MA	SW6010C
Mercury Digestion	Completed				03/09/18	IQ/Q	SW7470A
Semi-Volatile Extraction	Completed				03/08/18	P/UU	SW3520C
Total Metals Digestion	Completed				03/09/18	T/BF	
Semivolatiles by SIM							
2-Methylnaphthalene	0.08	0.05	ug/L	1	03/09/18	DD	SW8270D (SIM)
Acenaphthene	ND	0.05	ug/L	1	03/09/18	DD	SW8270D (SIM)
Acenaphthylene	ND	0.05	ug/L	1	03/09/18	DD	SW8270D (SIM)
Anthracene	ND	0.05	ug/L	1	03/09/18	DD	SW8270D (SIM)
Benz(a)anthracene	ND	0.05	ug/L	1	03/09/18	DD	SW8270D (SIM)
Benzo(a)pyrene	ND	0.05	ug/L	1	03/09/18	DD	SW8270D (SIM)
Benzo(b)fluoranthene	ND	0.05	ug/L	1	03/09/18	DD	SW8270D (SIM)
Benzo(ghi)perylene	ND	0.05	ug/L	1	03/09/18	DD	SW8270D (SIM)
Benzo(k)fluoranthene	ND	0.05	ug/L	1	03/09/18	DD	SW8270D (SIM)
Chrysene	ND	0.05	ug/L	1	03/09/18	DD	SW8270D (SIM)
Dibenz(a,h)anthracene	ND	0.01	ug/L	1	03/09/18	DD	SW8270D (SIM)
Fluoranthene	ND	0.05	ug/L	1	03/09/18	DD	SW8270D (SIM)
Fluorene	ND	0.05	ug/L	1	03/09/18	DD	SW8270D (SIM)
Indeno(1,2,3-cd)pyrene	ND	0.05	ug/L	1	03/09/18	DD	SW8270D (SIM)
Naphthalene	ND	0.10	ug/L	1	03/09/18	DD	SW8270D (SIM)

Ver 1

Project ID: GREENWICH HIGH SCHOOL
Client ID: MW-Y9-030618-1

Phoenix I.D.: BZ99948

Parameter	Result	RL/ PQL	Units	Dilution	Date/Time	By	Reference
Phenanthrene	ND	0.05	ug/L	1	03/09/18	DD	SW8270D (SIM)
Pyrene	ND	0.05	ug/L	1	03/09/18	DD	SW8270D (SIM)
QA/QC Surrogates							
% 2-Fluorobiphenyl	60		%	1	03/09/18	DD	30 - 130 %
% Nitrobenzene-d5	58		%	1	03/09/18	DD	30 - 130 %
% Terphenyl-d14	59		%	1	03/09/18	DD	30 - 130 %

RL/PQL=Reporting/Practical Quantitation Level ND=Not Detected BRL=Below Reporting Level
QA/QC Surrogates: Surrogates are compounds (preceeded with a %) added by the lab to determine analysis efficiency. Surrogate results(%) listed in the report are not "detected" compounds.

Comments:

If there are any questions regarding this data, please call Phoenix Client Services.
This report must not be reproduced except in full as defined by the attached chain of custody.

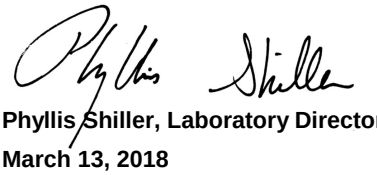

Phyllis Shiller, Laboratory Director
March 13, 2018
Reviewed and Released by: Bobbi Aloisa, Vice President

Environmental Laboratories, Inc.
587 East Middle Turnpike, P.O.Box 370, Manchester, CT 06045
Tel. (860) 645-1102 Fax (860) 645-0823

Analysis Report

March 13, 2018

FOR: Attn: Matt Rood
AECOM
500 Enterprise Dr Suite 1A
Rocky Hill CT 06067

Sample Information		Custody Information		Date	Time
Matrix:	GROUND WATER	Collected by:	JC/JM/HK	03/06/18	14:32
Location Code:	AECOM-CT	Received by:	SW	03/08/18	15:49
Rush Request:	Standard	Analyzed by:	see "By" below		
P.O.#:	NEED POS				

Laboratory Data

SDG ID: GBZ99948
Phoenix ID: BZ99949

Project ID: GREENWICH HIGH SCHOOL
Client ID: MW-AJ13-030818-1

Parameter	Result	RL/ PQL	Units	Dilution	Date/Time	By	Reference
Silver	< 0.001	0.001	mg/L	1	03/10/18	MA	SW6010C
Arsenic	< 0.004	0.004	mg/L	1	03/10/18	MA	SW6010C
Barium	0.024	0.002	mg/L	1	03/10/18	MA	SW6010C
Cadmium	< 0.001	0.001	mg/L	1	03/10/18	MA	SW6010C
Chromium	< 0.001	0.001	mg/L	1	03/10/18	MA	SW6010C
Mercury	< 0.0002	0.0002	mg/L	1	03/09/18	MA	SW7470A
Lead	0.004	0.002	mg/L	1	03/10/18	MA	SW6010C
Selenium	< 0.010	0.010	mg/L	1	03/10/18	MA	SW6010C
Mercury Digestion	Completed				03/09/18	IQ/Q	SW7470A
Semi-Volatile Extraction	Completed				03/08/18	P/UU	SW3520C
Total Metals Digestion	Completed				03/09/18	T/BF	
Semivolatiles by SIM							
2-Methylnaphthalene	ND	0.05	ug/L	1	03/09/18	DD	SW8270D (SIM)
Acenaphthene	ND	0.05	ug/L	1	03/09/18	DD	SW8270D (SIM)
Acenaphthylene	ND	0.05	ug/L	1	03/09/18	DD	SW8270D (SIM)
Anthracene	ND	0.05	ug/L	1	03/09/18	DD	SW8270D (SIM)
Benz(a)anthracene	ND	0.05	ug/L	1	03/09/18	DD	SW8270D (SIM)
Benzo(a)pyrene	ND	0.05	ug/L	1	03/09/18	DD	SW8270D (SIM)
Benzo(b)fluoranthene	ND	0.05	ug/L	1	03/09/18	DD	SW8270D (SIM)
Benzo(ghi)perylene	ND	0.05	ug/L	1	03/09/18	DD	SW8270D (SIM)
Benzo(k)fluoranthene	ND	0.05	ug/L	1	03/09/18	DD	SW8270D (SIM)
Chrysene	ND	0.05	ug/L	1	03/09/18	DD	SW8270D (SIM)
Dibenz(a,h)anthracene	ND	0.01	ug/L	1	03/09/18	DD	SW8270D (SIM)
Fluoranthene	0.05	0.05	ug/L	1	03/09/18	DD	SW8270D (SIM)
Fluorene	ND	0.05	ug/L	1	03/09/18	DD	SW8270D (SIM)
Indeno(1,2,3-cd)pyrene	ND	0.05	ug/L	1	03/09/18	DD	SW8270D (SIM)
Naphthalene	ND	0.10	ug/L	1	03/09/18	DD	SW8270D (SIM)

Ver 1

Project ID: GREENWICH HIGH SCHOOL
Client ID: MW-AJ13-030818-1

Phoenix I.D.: BZ99949

Parameter	Result	RL/ PQL	Units	Dilution	Date/Time	By	Reference
Phenanthrene	0.10	0.05	ug/L	1	03/09/18	DD	SW8270D (SIM)
Pyrene	ND	0.05	ug/L	1	03/09/18	DD	SW8270D (SIM)
QA/QC Surrogates							
% 2-Fluorobiphenyl	50		%	1	03/09/18	DD	30 - 130 %
% Nitrobenzene-d5	46		%	1	03/09/18	DD	30 - 130 %
% Terphenyl-d14	62		%	1	03/09/18	DD	30 - 130 %

RL/PQL=Reporting/Practical Quantitation Level ND=Not Detected BRL=Below Reporting Level
QA/QC Surrogates: Surrogates are compounds (preceeded with a %) added by the lab to determine analysis efficiency. Surrogate results(%) listed in the report are not "detected" compounds.

Comments:

If there are any questions regarding this data, please call Phoenix Client Services.
This report must not be reproduced except in full as defined by the attached chain of custody.

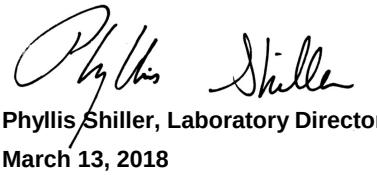

Phyllis Shiller, Laboratory Director
March 13, 2018
Reviewed and Released by: Bobbi Aloisa, Vice President

Environmental Laboratories, Inc.
587 East Middle Turnpike, P.O.Box 370, Manchester, CT 06045
Tel. (860) 645-1102 Fax (860) 645-0823

QA/QC Report

March 13, 2018

QA/QC Data

SDG I.D.: GBZ99948

Parameter	Blank	Blk RL	Sample Result	Dup Result	Dup RPD	LCS %	LCSD %	LCS RPD	MS %	MSD %	MS RPD	% Rec Limits	% RPD Limits
QA/QC Batch 422297 (mg/L), QC Sample No: BZ99388 (BZ99948, BZ99949)													
Mercury - Water	BRL	0.0002	0.0931	0.102	9.10	103			NC			80 - 120	20
Comment:													
Additional Mercury criteria: LCS acceptance range for waters is 80-120% and for soils is 70-130%. MS acceptance range is 75-125%.													
QA/QC Batch 422420 (mg/L), QC Sample No: BZ99841 (BZ99948, BZ99949)													
ICP Metals - Aqueous													
Arsenic	BRL	0.004	<0.004	<0.004	NC	94.7			100			75 - 125	20
Barium	BRL	0.002	0.028	0.028	0	104			106			75 - 125	20
Cadmium	BRL	0.001	<0.001	<0.001	NC	102			108			75 - 125	20
Chromium	BRL	0.001	<0.001	<0.001	NC	102			107			75 - 125	20
Lead	BRL	0.002	<0.002	<0.002	NC	101			105			75 - 125	20
Selenium	BRL	0.010	<0.010	<0.010	NC	90.9			96.2			75 - 125	20
Silver	BRL	0.001	<0.001	<0.001	NC	95.7			99.3			75 - 125	20

Environmental Laboratories, Inc.
587 East Middle Turnpike, P.O.Box 370, Manchester, CT 06045
Tel. (860) 645-1102 Fax (860) 645-0823

QA/QC Report

March 13, 2018

QA/QC Data

SDG I.D.: GBZ99948

Parameter	Blank	Blk RL	LCS %	LCSD %	LCS RPD	MS %	MSD %	MS RPD	% Rec Limits	% RPD Limits
QA/QC Batch 422223 (ug/L), QC Sample No: BZ99328 (BZ99948, BZ99949)										
Semivolatiles by SIM - Ground Water										
2-Methylnaphthalene	ND	0.05	60	59	1.7				30 - 130	20
Acenaphthene	ND	0.05	75	75	0.0				30 - 130	20
Acenaphthylene	ND	0.04	70	70	0.0				30 - 130	20
Anthracene	ND	0.02	74	73	1.4				30 - 130	20
Benz(a)anthracene	ND	0.02	79	80	1.3				30 - 130	20
Benzo(a)pyrene	ND	0.02	70	70	0.0				30 - 130	20
Benzo(b)fluoranthene	ND	0.02	77	75	2.6				30 - 130	20
Benzo(ghi)perylene	ND	0.02	68	72	5.7				30 - 130	20
Benzo(k)fluoranthene	ND	0.02	79	74	6.5				30 - 130	20
Chrysene	ND	0.02	75	75	0.0				30 - 130	20
Dibenz(a,h)anthracene	ND	0.01	81	86	6.0				30 - 130	20
Fluoranthene	ND	0.04	74	75	1.3				30 - 130	20
Fluorene	ND	0.05	73	74	1.4				30 - 130	20
Indeno(1,2,3-cd)pyrene	ND	0.02	72	76	5.4				30 - 130	20
Naphthalene	ND	0.05	60	59	1.7				30 - 130	20
Phenanthrene	ND	0.05	72	71	1.4				30 - 130	20
Pyrene	ND	0.02	76	77	1.3				30 - 130	20
% 2-Fluorobiphenyl	68	%	69	68	1.5				30 - 130	20
% Nitrobenzene-d5	68	%	57	58	1.7				30 - 130	20
% Terphenyl-d14	76	%	83	86	3.6				30 - 130	20

Comment:

Additional 8270 criteria:20% of compounds can be outside of acceptance criteria as long as recovery is at least 10%. (Acid surrogates acceptance range for aqueous samples: 15-110%, for soils 30-130%)

If there are any questions regarding this data, please call Phoenix Client Services at extension 200.

RPD - Relative Percent Difference
LCS - Laboratory Control Sample
LCSD - Laboratory Control Sample Duplicate
MS - Matrix Spike
MS Dup - Matrix Spike Duplicate
NC - No Criteria
Intf - Interference



Phyllis Shiller, Laboratory Director
March 13, 2018

Tuesday, March 13, 2018

Criteria: CT: GWP, SWP

State: CT

Sample Criteria Exceedances Report

GBZ99948 - AECOM-CT

SampNo	Acode	Phoenix Analyte	Criteria	Result	RL	Criteria	RL Criteria	Analysis Units
BZ99949	$8100CTSIMR	Phenanthrene	CT / RSR SWPC (ug/l) / Semivolatiles	0.10	0.05	0.077	0.077	ug/L

Phoenix Laboratories does not assume responsibility for the data contained in this report. It is provided as an additional tool to identify requested criteria exceedences. All efforts are made to ensure the accuracy of the data (obtained from appropriate agencies). A lack of exceedence information does not necessarily suggest conformance to the criteria. It is ultimately the site professional's responsibility to determine appropriate compliance.

Environmental Laboratories, Inc.
587 East Middle Turnpike, P.O.Box 370, Manchester, CT 06045
Tel. (860) 645-1102 Fax (860) 645-0823

NY # 11301

Analysis Comments

March 13, 2018 SDG I.D.: GBZ99948

The following analysis comments are made regarding exceptions to criteria not already noted in the Analysis Report or QA/QC Report:

SVOASIM Narration

CHEM25 03/09/18-1: BZ99948, BZ99949

The following Initial Calibration compounds did not meet RSD% criteria: Benzo(ghi)perylene 23% (20%)
The following Initial Calibration compounds did not meet maximum RSD% criteria: None.

3.4WQ10

Environmental Analysis Request/Chain of Custody

~~eurofins~~ PHOENIX | Lancaster Laboratories Environmental

For Eurofins Lancaster Laboratories Environmental use only

Acct. # _____ Group # _____ Sample # _____

COC # 540521

Client Information

Client: AECOM - Rocky Hill	Acct. #:
Project Name/#: Greenwich High School	PWSID #:
Project Manager: Matt Rood	P.O. #: 60432356
Sampler: J. Christopher/J. Mabee/H. Knorr	Quote #:
State where samples were collected: CT	For Compliance: Yes ☐ No ☐

Matrix: Soil ☐ Sediment ☐ Tissue ☐ | Water: Potable ☐ Ground ☒ NPDES ☐ Surface ☐ | Other: _____

Analysis Requested — Preservation Codes

For Lab Use Only
FSC: _____
SCR#: _____

Preservation Codes
H=HCl T=Thiosulfate
N=HNO_3 B=NaOH
S=H_2SO_4 O=Other

Sample Identification	Collected Date	Collected Time	Grab	Composite	Soil	Water	Other:	Total # of Containers	PAHs	Metals									Remarks
MW-Y9-030618-1	3/6/18	1432	X			X		3	2	1									99948
~~MW-AE8-030818-1~~	~~3/8/18~~		~~X~~			~~X~~		~~3~~	~~2~~	~~1~~									
~~MW-AA12-030818-1~~	~~3/8/18~~		~~X~~			~~X~~		~~3~~	~~2~~	~~1~~									
MW-AJ13-030818-1	3/8/18	1210	X			X		3	2	1									99949

Turnaround Time (TAT) Requested (please circle)
Standard Rush
(Rush TAT is subject to laboratory approval and surcharge.)

Date results are needed: _____

E-mail address: _____

Relinquished by	Date	Time	Received by	Date	Time
[signature]	3/8/18	14:04	[signature]	3.8.18	2:03
[signature]	3/8/18	1540	[signature]		

Data Package Options (circle if required)

Type I (EPA Level 3 Equivalent/non-CLP) | Type VI (Raw Data Only)
Type III (Reduced non-CLP) | NJ DKQP | TX TRRP-13
NYSDEC Category A or B | MA MCP | CT RCP

EDD Required? Yes No
If yes, format: _____

Site-Specific QC (MS/MSD/Dup)? Yes No
(If yes, indicate QC sample and submit triplicate sample volume.)

Relinquished by Commercial Carrier:
UPS _____ FedEx _____ Other _____

Temperature upon receipt _____ °C

Eurofins Lancaster Laboratories Environmental, LLC • 2425 New Holland Pike, Lancaster, PA 17601 • 717-656-2300

The white copy should accompany samples to Eurofins Lancaster Laboratories Environmental. The yellow copy should be retained by the client.

7044 0216

Client Services

From: Rood, Matthew <Matthew.Rood@aecom.com>
Sent: Friday, March 09, 2018 8:22 AM
To: Client Services
Subject: RE: Phoenix Labs - GBZ99948, GREENWICH HIGH SCHOOL - COC Acknowledgement

Please add CT RCP to this sample log in and RL must meet GWPC and SWPC

thanks

From: clientservices@phoenixlabs.com [mailto:clientservices@phoenixlabs.com]
Sent: Thursday, March 08, 2018 9:30 PM
To: Rood, Matthew
Subject: Phoenix Labs - GBZ99948, GREENWICH HIGH SCHOOL - COC Acknowledgement

Matt,

Delivery group GBZ99948 (GREENWICH HIGH SCHOOL) has been logged in for the following samples:

Phoenix Id	Client Id
BZ99948	MW-Y9-030618-1
BZ99949	MW-AJ13-030818-1

The samples in this delivery group were received at 3.4°C. (Note acceptance criteria is above freezing up to 6°C)

If there are any questions regarding this submittal, please call Phoenix Client Services at extension 200.

Phoenix Environmental Laboratories, Inc.
587 East Middle Turnpike
P.O. Box 370
Manchester, CT 06374
Tel. (860) 645-1102
Fax. (860) 645-0823
www.phoenixlabs.com

Please do not reply to this email.

Thursday, March 15, 2018

Attn: Matt Rood
AECOM
500 Enterprise Dr Suite 1A
Rocky Hill CT 06067

Project ID: GREENWICH HIGH SCHOOL
Sample ID#s: CA00510 - CA00511

This laboratory is in compliance with the NELAC requirements of procedures used except where indicated.

This report contains results for the parameters tested, under the sampling conditions described on the Chain Of Custody, as received by the laboratory. This report is incomplete unless all pages indicated in the pagination at the bottom of the page are included.

A scanned version of the COC form accompanies the analytical report and is an exact duplicate of the original.

If you have any questions concerning this testing, please do not hesitate to contact Phoenix Client Services at ext. 200.

Sincerely yours,

Phyllis Shiller
Laboratory Director

NELAC - #NY11301
CT Lab Registration #PH-0618
MA Lab Registration #M-CT007
ME Lab Registration #CT-007
NH Lab Registration #213693-A,B
NJ Lab Registration #CT-003
NY Lab Registration #11301
PA Lab Registration #68-03530
RI Lab Registration #63
UT Lab Registration #CT00007
VT Lab Registration #VT11301

Environmental Laboratories, Inc.
587 East Middle Turnpike, P.O.Box 370, Manchester, CT 06045
Tel. (860) 645-1102 Fax (860) 645-0823

Analysis Report

March 15, 2018

FOR: Attn: Matt Rood
AECOM
500 Enterprise Dr Suite 1A
Rocky Hill CT 06067

Sample Information		Custody Information		Date	Time
Matrix:	GROUND WATER	Collected by:	JM/JC/HK	03/08/18	14:58
Location Code:	AECOM-CT	Received by:	SW	03/09/18	14:33
Rush Request:	Standard	Analyzed by:	see "By" below		
P.O.#:	60432356				

Laboratory Data

SDG ID: GCA00510
Phoenix ID: CA00510

Project ID: GREENWICH HIGH SCHOOL
Client ID: MW-AE8-030818-1

Parameter	Result	RL/ PQL	Units	Dilution	Date/Time	By	Reference
Silver	< 0.001	0.001	mg/L	1	03/10/18	MA	SW6010C
Arsenic	< 0.004	0.004	mg/L	1	03/10/18	MA	SW6010C
Barium	0.045	0.002	mg/L	1	03/10/18	MA	SW6010C
Beryllium	< 0.001	0.001	mg/L	1	03/10/18	MA	SW6010C
Cadmium	< 0.001	0.001	mg/L	1	03/10/18	MA	SW6010C
Chromium	< 0.001	0.001	mg/L	1	03/10/18	MA	SW6010C
Copper	0.024	0.005	mg/L	1	03/10/18	MA	SW6010C
Mercury	< 0.0002	0.0002	mg/L	1	03/12/18	RS	SW7470A
Nickel	0.001	0.001	mg/L	1	03/10/18	MA	SW6010C
Lead	< 0.002	0.002	mg/L	1	03/10/18	MA	SW6010C
Antimony	< 0.005	0.005	mg/L	1	03/10/18	MA	SW6010C
Selenium	< 0.010	0.010	mg/L	1	03/10/18	MA	SW6010C
Thallium	< 0.0005	0.0005	mg/L	2	03/14/18	CPP	SW6020B
Vanadium	0.003	0.002	mg/L	1	03/10/18	MA	SW6010C
Zinc	< 0.002	0.002	mg/L	1	03/10/18	MA	SW6010C
Mercury Digestion	Completed				03/12/18	I/I	SW7470A
Semi-Volatile Extraction	Completed				03/09/18	P/D	SW3520C
Total Metals Digestion	Completed				03/09/18	T/BF	
Total Metals Digestion MS	Completed				03/12/18	AG	
Semivolatiles by SIM							
2-Methylnaphthalene	ND	0.05	ug/L	1	03/12/18	DD	SW8270D (SIM)
Acenaphthene	ND	0.05	ug/L	1	03/12/18	DD	SW8270D (SIM)
Acenaphthylene	ND	0.05	ug/L	1	03/12/18	DD	SW8270D (SIM)
Anthracene	ND	0.05	ug/L	1	03/12/18	DD	SW8270D (SIM)
Benz(a)anthracene	ND	0.05	ug/L	1	03/12/18	DD	SW8270D (SIM)
Benzo(a)pyrene	ND	0.05	ug/L	1	03/12/18	DD	SW8270D (SIM)
Benzo(b)fluoranthene	ND	0.05	ug/L	1	03/12/18	DD	SW8270D (SIM)

Project ID: GREENWICH HIGH SCHOOL
Client ID: MW-AE8-030818-1

Phoenix I.D.: CA00510

Parameter	Result	RL/ PQL	Units	Dilution	Date/Time	By	Reference
Benzo(ghi)perylene	ND	0.05	ug/L	1	03/12/18	DD	SW8270D (SIM)
Benzo(k)fluoranthene	ND	0.05	ug/L	1	03/12/18	DD	SW8270D (SIM)
Chrysene	ND	0.05	ug/L	1	03/12/18	DD	SW8270D (SIM)
Dibenz(a,h)anthracene	ND	0.01	ug/L	1	03/12/18	DD	SW8270D (SIM)
Fluoranthene	ND	0.05	ug/L	1	03/12/18	DD	SW8270D (SIM)
Fluorene	ND	0.05	ug/L	1	03/12/18	DD	SW8270D (SIM)
Indeno(1,2,3-cd)pyrene	ND	0.05	ug/L	1	03/12/18	DD	SW8270D (SIM)
Naphthalene	ND	0.10	ug/L	1	03/12/18	DD	SW8270D (SIM)
Phenanthrene	ND	0.05	ug/L	1	03/12/18	DD	SW8270D (SIM)
Pyrene	ND	0.05	ug/L	1	03/12/18	DD	SW8270D (SIM)
QA/QC Surrogates							
% 2-Fluorobiphenyl	67		%	1	03/12/18	DD	30 - 130 %
% Nitrobenzene-d5	75		%	1	03/12/18	DD	30 - 130 %
% Terphenyl-d14	57		%	1	03/12/18	DD	30 - 130 %

RL/PQL=Reporting/Practical Quantitation Level ND=Not Detected BRL=Below Reporting Level
QA/QC Surrogates: Surrogates are compounds (preceeded with a %) added by the lab to determine analysis efficiency. Surrogate results(%) listed in the report are not "detected" compounds.

Comments:

If there are any questions regarding this data, please call Phoenix Client Services.
This report must not be reproduced except in full as defined by the attached chain of custody.

Phyllis Shiller, Laboratory Director
March 15, 2018
Reviewed and Released by: Maryam Taylor, Project Manager

Environmental Laboratories, Inc.
587 East Middle Turnpike, P.O.Box 370, Manchester, CT 06045
Tel. (860) 645-1102 Fax (860) 645-0823

Analysis Report

March 15, 2018

FOR: Attn: Matt Rood
AECOM
500 Enterprise Dr Suite 1A
Rocky Hill CT 06067

Sample Information		Custody Information		Date	Time
Matrix:	GROUND WATER	Collected by:	JM/JC/HK	03/08/18	14:49
Location Code:	AECOM-CT	Received by:	SW	03/09/18	14:33
Rush Request:	Standard	Analyzed by:	see "By" below		
P.O.#:	60432356				

Laboratory Data

SDG ID: GCA00510
Phoenix ID: CA00511

Project ID: GREENWICH HIGH SCHOOL
Client ID: MW-AA12-030818-1

Parameter	Result	RL/ PQL	Units	Dilution	Date/Time	By	Reference
Silver	< 0.001	0.001	mg/L	1	03/10/18	MA	SW6010C
Arsenic	< 0.004	0.004	mg/L	1	03/10/18	MA	SW6010C
Barium	0.242	0.002	mg/L	1	03/10/18	MA	SW6010C
Beryllium	< 0.001	0.001	mg/L	1	03/10/18	MA	SW6010C
Cadmium	< 0.001	0.001	mg/L	1	03/10/18	MA	SW6010C
Chromium	< 0.001	0.001	mg/L	1	03/10/18	MA	SW6010C
Copper	< 0.005	0.005	mg/L	1	03/10/18	MA	SW6010C
Mercury	< 0.0002	0.0002	mg/L	1	03/12/18	RS	SW7470A
Nickel	0.001	0.001	mg/L	1	03/10/18	MA	SW6010C
Lead	< 0.002	0.002	mg/L	1	03/10/18	MA	SW6010C
Antimony	< 0.005	0.005	mg/L	1	03/10/18	MA	SW6010C
Selenium	< 0.010	0.010	mg/L	1	03/10/18	MA	SW6010C
Thallium	< 0.0005	0.0005	mg/L	2	03/14/18	CPP	SW6020B
Vanadium	< 0.002	0.002	mg/L	1	03/10/18	MA	SW6010C
Zinc	0.275	0.002	mg/L	1	03/10/18	MA	SW6010C
Mercury Digestion	Completed				03/12/18	I/I	SW7470A
Semi-Volatile Extraction	Completed				03/09/18	P/D	SW3520C
Total Metals Digestion	Completed				03/09/18	T/BF	
Total Metals Digestion MS	Completed				03/12/18	AG	
Semivolatiles by SIM							
2-Methylnaphthalene	0.66	0.05	ug/L	1	03/13/18	DD	SW8270D (SIM)
Acenaphthene	4.1	0.05	ug/L	1	03/13/18	DD	SW8270D (SIM)
Acenaphthylene	0.07	0.05	ug/L	1	03/13/18	DD	SW8270D (SIM)
Anthracene	1.3	0.05	ug/L	1	03/13/18	DD	SW8270D (SIM)
Benz(a)anthracene	1.9	0.05	ug/L	1	03/13/18	DD	SW8270D (SIM)
Benzo(a)pyrene	1.7	0.05	ug/L	1	03/13/18	DD	SW8270D (SIM)
Benzo(b)fluoranthene	1.6	0.05	ug/L	1	03/13/18	DD	SW8270D (SIM)

Project ID: GREENWICH HIGH SCHOOL
Client ID: MW-AA12-030818-1

Phoenix I.D.: CA00511

Parameter	Result	RL/ PQL	Units	Dilution	Date/Time	By	Reference
Benzo(ghi)perylene	1.1	0.05	ug/L	1	03/13/18	DD	SW8270D (SIM)
Benzo(k)fluoranthene	1.4	0.05	ug/L	1	03/13/18	DD	SW8270D (SIM)
Chrysene	1.7	0.05	ug/L	1	03/13/18	DD	SW8270D (SIM)
Dibenz(a,h)anthracene	0.44	0.01	ug/L	1	03/13/18	DD	SW8270D (SIM)
Fluoranthene	3.9	0.05	ug/L	1	03/13/18	DD	SW8270D (SIM)
Fluorene	2.5	0.05	ug/L	1	03/13/18	DD	SW8270D (SIM)
Indeno(1,2,3-cd)pyrene	1.0	0.05	ug/L	1	03/13/18	DD	SW8270D (SIM)
Naphthalene	1.6	0.10	ug/L	1	03/13/18	DD	SW8270D (SIM)
Phenanthrene	4.7	0.05	ug/L	1	03/13/18	DD	SW8270D (SIM)
Pyrene	3.4	0.05	ug/L	1	03/13/18	DD	SW8270D (SIM)
QA/QC Surrogates							
% 2-Fluorobiphenyl	66		%	1	03/13/18	DD	30 - 130 %
% Nitrobenzene-d5	65		%	1	03/13/18	DD	30 - 130 %
% Terphenyl-d14	73		%	1	03/13/18	DD	30 - 130 %

RL/PQL=Reporting/Practical Quantitation Level ND=Not Detected BRL=Below Reporting Level
QA/QC Surrogates: Surrogates are compounds (preceeded with a %) added by the lab to determine analysis efficiency. Surrogate results(%) listed in the report are not "detected" compounds.

Comments:

If there are any questions regarding this data, please call Phoenix Client Services.
This report must not be reproduced except in full as defined by the attached chain of custody.

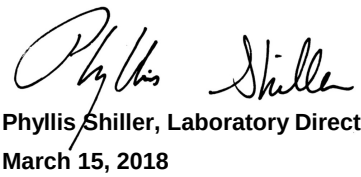

Phyllis Shiller, Laboratory Director
March 15, 2018
Reviewed and Released by: Maryam Taylor, Project Manager

Environmental Laboratories, Inc.
587 East Middle Turnpike, P.O.Box 370, Manchester, CT 06045
Tel. (860) 645-1102 Fax (860) 645-0823

QA/QC Report

March 15, 2018

QA/QC Data

SDG I.D.: GCA00510

Parameter	Blank	Blk RL	Sample Result	Dup Result	Dup RPD	LCS %	LCSD %	LCS RPD	MS %	MSD %	MS RPD	% Rec Limits	% RPD Limits
QA/QC Batch 422420 (mg/L), QC Sample No: BZ99841 (CA00510, CA00511)													
ICP Metals - Aqueous													
Antimony	BRL	0.005	<0.005	<0.005	NC	95.9			99.3			75 - 125	20
Arsenic	BRL	0.004	<0.004	<0.004	NC	94.7			100			75 - 125	20
Barium	BRL	0.002	0.028	0.028	0	104			106			75 - 125	20
Beryllium	BRL	0.001	<0.001	<0.001	NC	102			106			75 - 125	20
Cadmium	BRL	0.001	<0.001	<0.001	NC	102			108			75 - 125	20
Chromium	BRL	0.001	<0.001	<0.001	NC	102			107			75 - 125	20
Copper	BRL	0.005	0.017	0.017	NC	102			106			75 - 125	20
Lead	BRL	0.002	<0.002	<0.002	NC	101			105			75 - 125	20
Nickel	BRL	0.001	<0.001	<0.001	NC	103			108			75 - 125	20
Selenium	BRL	0.010	<0.010	<0.010	NC	90.9			96.2			75 - 125	20
Silver	BRL	0.001	<0.001	<0.001	NC	95.7			99.3			75 - 125	20
Vanadium	BRL	0.002	<0.002	<0.002	NC	101			105			75 - 125	20
Zinc	BRL	0.002	0.013	0.013	0	99.1			105			75 - 125	20
QA/QC Batch 422578 (mg/L), QC Sample No: CA00510 10X (CA00510, CA00511)													
ICP MS Metals - Aqueous													
Thallium	BRL	0.0015	<0.0005	<0.0008	NC	104			105			75 - 125	20
QA/QC Batch 422499 (mg/L), QC Sample No: CA00511 (CA00510, CA00511)													
Mercury - Water	BRL	0.0002	<0.0002	<0.0002	NC	93.5			87.6			80 - 120	20

Comment:

Additional Mercury criteria: LCS acceptance range for waters is 80-120% and for soils is 70-130%. MS acceptance range is 75-125%.

Environmental Laboratories, Inc.
587 East Middle Turnpike, P.O.Box 370, Manchester, CT 06045
Tel. (860) 645-1102 Fax (860) 645-0823

QA/QC Report

March 15, 2018

QA/QC Data

SDG I.D.: GCA00510

Parameter	Blank	Blk RL	LCS %	LCSD %	LCS RPD	MS %	MSD %	MS RPD	% Rec Limits	% RPD Limits
QA/QC Batch 422415 (ug/L), QC Sample No: CA00510 (CA00510, CA00511)										
Semivolatiles by SIM - Ground Water										
2-Methylnaphthalene	ND	0.05	61	67	9.4				30 - 130	20
Acenaphthene	ND	0.05	75	78	3.9				30 - 130	20
Acenaphthylene	ND	0.04	73	77	5.3				30 - 130	20
Anthracene	ND	0.02	78	78	0.0				30 - 130	20
Benz(a)anthracene	ND	0.02	81	80	1.2				30 - 130	20
Benzo(a)pyrene	ND	0.02	81	79	2.5				30 - 130	20
Benzo(b)fluoranthene	ND	0.02	91	89	2.2				30 - 130	20
Benzo(ghi)perylene	ND	0.02	65	62	4.7				30 - 130	20
Benzo(k)fluoranthene	ND	0.02	88	87	1.1				30 - 130	20
Chrysene	ND	0.02	73	72	1.4				30 - 130	20
Dibenz(a,h)anthracene	ND	0.01	81	76	6.4				30 - 130	20
Fluoranthene	ND	0.04	80	78	2.5				30 - 130	20
Fluorene	ND	0.05	76	77	1.3				30 - 130	20
Indeno(1,2,3-cd)pyrene	ND	0.02	75	70	6.9				30 - 130	20
Naphthalene	ND	0.05	56	63	11.8				30 - 130	20
Phenanthrene	ND	0.05	74	73	1.4				30 - 130	20
Pyrene	ND	0.02	82	80	2.5				30 - 130	20
% 2-Fluorobiphenyl	73	%	68	72	5.7				30 - 130	20
% Nitrobenzene-d5	76	%	57	63	10.0				30 - 130	20
% Terphenyl-d14	85	%	92	88	4.4				30 - 130	20

Comment:

Additional 8270 criteria:20% of compounds can be outside of acceptance criteria as long as recovery is at least 10%. (Acid surrogates acceptance range for aqueous samples: 15-110%, for soils 30-130%)

If there are any questions regarding this data, please call Phoenix Client Services at extension 200.

RPD - Relative Percent Difference
LCS - Laboratory Control Sample
LCSD - Laboratory Control Sample Duplicate
MS - Matrix Spike
MS Dup - Matrix Spike Duplicate
NC - No Criteria
Intf - Interference



Phyllis Shiller, Laboratory Director
March 15, 2018

Thursday, March 15, 2018

Criteria: CT: GWP, SWP

State: CT

Sample Criteria Exceedances Report

GCA00510 - AECOM-CT

SampNo	Acode	Phoenix Analyte	Criteria	Result	RL	Criteria	RL Criteria	Analysis Units
CA00511	$8100CTSIMR	Benzo(ghi)perylene	CT / RSR GWPC (ug/l) / APS Organics	1.1	0.05	0.48	0.48	ug/L
CA00511	$8100CTSIMR	Indeno(1,2,3-cd)pyrene	CT / RSR GWPC (ug/l) / APS Organics	1.0	0.05	0.1	0.1	ug/L
CA00511	$8100CTSIMR	Dibenz(a,h)anthracene	CT / RSR GWPC (ug/l) / APS Organics	0.44	0.01	0.1	0.1	ug/L
CA00511	$8100CTSIMR	Benzo(a)pyrene	CT / RSR GWPC (ug/l) / Semivolatiles	1.7	0.05	0.2	0.2	ug/L
CA00511	$8100CTSIMR	Benzo(b)fluoranthene	CT / RSR GWPC (ug/l) / Semivolatiles	1.6	0.05	0.08	0.08	ug/L
CA00511	$8100CTSIMR	Benz(a)anthracene	CT / RSR GWPC (ug/l) / Semivolatiles	1.9	0.05	0.06	0.06	ug/L
CA00511	$8100CTSIMR	Benzo(k)fluoranthene	CT / RSR GWPC (ug/l) / Semivolatiles	1.4	0.05	0.5	0.5	ug/L
CA00511	$8100CTSIMR	Chrysene	CT / RSR SWPC (ug/l) / APS Organics	1.7	0.05	0.54	0.54	ug/L
CA00511	$8100CTSIMR	Dibenz(a,h)anthracene	CT / RSR SWPC (ug/l) / APS Organics	0.44	0.01	0.3	0.3	ug/L
CA00511	$8100CTSIMR	Indeno(1,2,3-cd)pyrene	CT / RSR SWPC (ug/l) / APS Organics	1.0	0.05	0.54	0.54	ug/L
CA00511	$8100CTSIMR	Benzo(b)fluoranthene	CT / RSR SWPC (ug/l) / Semivolatiles	1.6	0.05	0.3	0.3	ug/L
CA00511	$8100CTSIMR	Benzo(a)pyrene	CT / RSR SWPC (ug/l) / Semivolatiles	1.7	0.05	0.3	0.3	ug/L
CA00511	$8100CTSIMR	Phenanthrene	CT / RSR SWPC (ug/l) / Semivolatiles	4.7	0.05	0.077	0.077	ug/L
CA00511	$8100CTSIMR	Benz(a)anthracene	CT / RSR SWPC (ug/l) / Semivolatiles	1.9	0.05	0.3	0.3	ug/L
CA00511	$8100CTSIMR	Benzo(k)fluoranthene	CT / RSR SWPC (ug/l) / Semivolatiles	1.4	0.05	0.3	0.3	ug/L
CA00511	ZN-WM	Zinc	CT / RSR SWPC (ug/l) / Inorganics	0.275	0.002	0.123	0.123	mg/L

Phoenix Laboratories does not assume responsibility for the data contained in this report. It is provided as an additional tool to identify requested criteria exceedences. All efforts are made to ensure the accuracy of the data (obtained from appropriate agencies). A lack of exceedence information does not necessarily suggest conformance to the criteria. It is ultimately the site professional's responsibility to determine appropriate compliance.

REASONABLE CONFIDENCE PROTOCOL
LABORATORY ANALYSIS QA/QC CERTIFICATION FORM

Laboratory Name: Phoenix Environmental Labs, Inc. ***Client:*** AECOM

Project Location: GREENWICH HIGH SCHOOL ***Project Number:***

Laboratory Sample ID(s): CA00510, CA00511 ***Sampling Date(s):*** 3/8/2018

List RCP Methods Used (e.g., 8260, 8270, et cetera) 6010, 7470/7471, 8270

1	**For each analytical method referenced in this laboratory report package, were all specified QA/QC performance criteria followed, including the requirement to explain any criteria falling outside of acceptable guidelines, as specified in the CT DEP method-specific Reasonable Confidence Protocol documents?**	☑ Yes ☐ No
1A	**Were the method specified preservation and holding time requirements met?**	☑ Yes ☐ No
1B	***VPH and EPH methods only:*** **Was the VPH or EPH method conducted without significant modifications (see section 11.3 of respective RCP methods)**	☐ Yes ☐ No ☑ NA
2	**Were all samples received by the laboratory in a condition consistent with that described on the associated Chain-of-Custody document(s)?**	☑ Yes ☐ No
3	**Were samples received at an appropriate temperature (< 6 Degrees C)?**	☑ Yes ☐ No ☐ NA
4	**Were all QA/QC performance criteria specified in the CTDEP Reasonable Confidence Protocol documents achieved?**	☑ Yes ☐ No
5	**a) Were reporting limits specified or referenced on the chain-of-custody?** **b) Were these reporting limits met?**	☑ Yes ☐ No ☑ Yes ☐ No
6	**For each analytical method referenced in this laboratory report package, were results reported for all constituents identified in the method-specific analyte lists presented in the Reasonable Confidence Protocol documents?**	☐ Yes ☑ No
7	**Are project-specific matrix spikes and laboratory duplicates included in the data set?**	☑ Yes ☐ No

Notes: For all questions to which the response was "No" (with the exception of question #7), additional information must be provided in an attached narrative. If the answer to question #1, #1A or 1B is "No", the data package does not meet the requirements for "Reasonable Confidence". This form may not be altered and all questions must be answered.

I, the undersigned, attest under the pains and penalties of perjury that, to the best of my knowledge and belief and based upon my personal inquiry of those responsible for providing the information contained in this analytical report, such information is accurate and complete.

Authorized Signature: Maylor **Position:** Project Manager

Printed Name: Maryam Taylor **Date:** Thursday, March 15, 2018

Name of Laboratory Phoenix Environmental Labs, Inc.

This certification form is to be used for RCP methods only.

Environmental Laboratories, Inc.
587 East Middle Turnpike, P.O.Box 370, Manchester, CT 06045
Tel. (860) 645-1102 Fax (860) 645-0823

NY # 11301

RCP Certification Report

March 15, 2018

SDG I.D.: GCA00510

SDG Comments

8270 Semi-volatile Organics:
Only the PAH constituents are reported as requested on the chain-of-custody. In order to achieve the requested reporting levels for the target compounds, the sample was extracted and analyzed via 8270 selective ion monitoring (SIM).

Mercury Narration

Were all QA/QC performance criteria specified in the analytical method achieved? Yes.

Instrument:

MERLIN 03/12/18 08:11 Rick Schweitzer, Chemist 03/12/18

CA00510, CA00511

The method preparation blank contains all of the acids and reagents as the samples; the instrument blanks do not.
The initial calibration met all criteria including a standard run at or below the reporting level.
All calibration verification standards (ICV, CCV) met criteria.
All calibration blank verification standards (ICB, CCB) met criteria.
The matrix spike sample is used to identify spectral interference for each batch of samples, if within 85-115%, no interference is observed and no further action is taken.
The following Initial Calibration Verification (ICV) compounds did not meet criteria: None.
The following Continuing Calibration Verification (CCV) compounds did not meet criteria: None.

QC (Site Specific):

Batch 422499 (CA00511)

CA00510, CA00511

All LCS recoveries were within 80 - 120 with the following exceptions: None.
All MS recoveries were within 75 - 125 with the following exceptions: None.
Additional Mercury criteria: LCS acceptance range for waters is 80-120% and for soils is 70-130%. MS acceptance range is 75-125%.

ICP Metals Narration

Were all QA/QC performance criteria specified in the analytical method achieved? Yes.

Instrument:

BLUE 03/09/18 11:42 Mike Arsenault, Chemist 03/09/18

CA00510, CA00511

The initial calibration met criteria.
The continuing calibration standards met criteria for all the elements reported. The linear range is defined daily by the calibration range.
The continuing calibration blanks were less than the reporting level for the elements reported.
The ICSA and ICSAB were analyzed at the beginning and end of the run and were within criteria.The linear range is defined daily by the calibration range.
The following Initial Calibration Verification (ICV) compounds did not meet criteria: None.
The following Continuing Calibration Verification (CCV) compounds did not meet criteria: None.
The following ICP Interference Check (ICSAB) compounds did not meet criteria: None.

QC (Batch Specific):

Batch 422420 (BZ99841)

Environmental Laboratories, Inc.
587 East Middle Turnpike, P.O.Box 370, Manchester, CT 06045
Tel. (860) 645-1102 Fax (860) 645-0823

NY # 11301

Certification Report

March 15, 2018

SDG I.D.: GCA00510

ICP Metals Narration

CA00510, CA00511

All LCS recoveries were within 75 - 125 with the following exceptions: None.

ICPMS Metals Narration

Were all QA/QC performance criteria specified in the analytical method achieved? Yes.

Instrument:

ICPMS 03/14/18 08:38 Cindy Pearce, Chemist 03/14/18

CA00510, CA00511

The linear range is defined daily by the calibration range.
The following Initial Calibration Verification (ICV) compounds did not meet criteria: None.
The following Continuing Calibration Verification (CCV) compounds did not meet criteria: None.
The following samples did not meet internal standard criteria: None.

QC (Site Specific):

Batch 422578 (CA00510)

CA00510, CA00511

All LCS recoveries were within 75 - 125 with the following exceptions: None.
All MS recoveries were within 75 - 125 with the following exceptions: None.

SVOASIM Narration

Were all QA/QC performance criteria specified in the Reasonable Confidence Protocol documents achieved? Yes.

Instrument:

CHEM25 03/12/18-1 Damien Drobinski, Chemist 03/12/18

CA00510

Initial Calibration Verification (CHEM25/SIM_0222):
92% of target compounds met criteria.
The following compounds had %RSDs >20%: Benzo(ghi)perylene 23% (20%)
The following compounds did not meet recommended response factors: None.
The following compounds did not meet a minimum response factors: None.

Continuing Calibration Verification (CHEM25/0312_02-SIM_0222):
Internal standard areas were within 50 to 200% of the initial calibration with the following exceptions: None.
100% of target compounds met criteria.
The following compounds did not meet % deviation criteria: None.
The following compounds did not meet maximum % deviations: None.
The following compounds did not meet recommended response factors: None.
The following compounds did not meet minimum response factors: None.

CHEM25 03/13/18-1 Damien Drobinski, Chemist 03/13/18

CA00511

Initial Calibration Verification (CHEM25/SIM_0222):
92% of target compounds met criteria.
The following compounds had %RSDs >20%: Benzo(ghi)perylene 23% (20%)

Environmental Laboratories, Inc.
587 East Middle Turnpike, P.O.Box 370, Manchester, CT 06045
Tel. (860) 645-1102 Fax (860) 645-0823

NY # 11301

RCP Certification Report

March 15, 2018

SDG I.D.: GCA00510

SVOASIM Narration

The following compounds did not meet recommended response factors: None.
The following compounds did not meet a minimum response factors: None.

Continuing Calibration Verification (CHEM25/0313_02-SIM_0222):
Internal standard areas were within 50 to 200% of the initial calibration with the following exceptions: None.
98% of target compounds met criteria.
The following compounds did not meet % deviation criteria: None.
The following compounds did not meet maximum % deviations: None.
The following compounds did not meet recommended response factors: None.
The following compounds did not meet minimum response factors: None.

QC (Batch Specific):

Batch 422415 (CA00510)

CA00510, CA00511

All LCS recoveries were within 30 - 130 with the following exceptions: None.
All LCSD recoveries were within 30 - 130 with the following exceptions: None.
All LCS/LCSD RPDs were less than 20% with the following exceptions: None.
Additional 8270 criteria:20% of compounds can be outside of acceptance criteria as long as recovery is at least 10%. (Acid surrogates acceptance range for aqueous samples: 15-110%, for soils 30-130%)

Temperature Narration

The samples in this delivery group were received at 3.1°C.
(Note acceptance criteria is above freezing up to 6°C)

3.1 WOID

Environmental Analysis Request/Chain of Custody

~~eurofins~~ Phoenix | Lancaster Laboratories Environmental

For Eurofins Lancaster Laboratories Environmental use only

Acct. # _____ Group # _____ Sample # _____

COC # 540522 1 of 1

Client Information

Client: AECOM-Rocky Hill	Acct. #:
Project Name/#: 60432356 Greenwich High School	PWSID #:
Project Manager: Matt Rood	P.O. #:
Sampler: J.Mabee/J.Christopher/H.Krom	Quote #:
State where samples were collected: CT	For Compliance: Yes ☐ No ☐

Sample Identification	Collected Date	Collected Time	Grab	Composite	Matrix: Soil	Sediment	Tissue	Water	Potable	Ground	NPDES	Surface	Other:	Total # of Containers	PAHs	RSR Metals	Remarks
MW-AE8-030818-1	3/8/18	1458	X					X						3	2	1	00510
MW-AA12-030818-1	3/8/18	1449	X					X						3	2	1	00511

For Lab Use Only
FSC: _____
SCR#: _____

Preservation Codes
H=HCl T=Thiosulfate
N=HNO_3 B=NaOH
S=H_2SO_4 O=Other

Turnaround Time (TAT) Requested (please circle)
Standard Rush
(Rush TAT is subject to laboratory approval and surcharge.)

Date results are needed: _____

E-mail address: Matthew.rood@aecom.com

Data Package Options (circle if required)
Type I (EPA Level 3 Equivalent/non-CLP) Type VI (Raw Data Only)
Type III (Reduced non-CLP) NJ DKQP TX TRRP-13
NYSDEC Category A or B MA MCP CT RCP

Relinquished by	Date	Time	Received by	Date	Time
	3/9/18	1230		3/9/18	12:30
	3-9-18	14:33	TROWM		

EDD Required? (Yes) No
If yes, format: pdf, excel, equis

Site-Specific QC (MS/MSD/Dup)? Yes No
(If yes, indicate QC sample and submit triplicate sample volume.)

Relinquished by Commercial Carrier: UPS _____ FedEx _____ Other X

Temperature upon receipt _____ °C

Client Services

From: Rood, Matthew <Matthew.Rood@aecom.com>
Sent: Monday, March 12, 2018 9:11 AM
To: Client Services
Subject: RE: Phoenix Labs - GCA00510, GREENWICH HIGH SCHOOL - COC Acknowledgement

Please add CT RCP and RLs must meet GWPC/SWPC to this report

thanks

From: clientservices@phoenixlabs.com [mailto:clientservices@phoenixlabs.com]
Sent: Friday, March 09, 2018 4:44 PM
To: Rood, Matthew
Subject: Phoenix Labs - GCA00510, GREENWICH HIGH SCHOOL - COC Acknowledgement

Matt,

Delivery group GCA00510 (GREENWICH HIGH SCHOOL) has been logged in for the following samples:

Phoenix Id	Client Id
CA00510	MW-AE8-030818-1
CA00511	MW-AA12-030818-1

The samples in this delivery group were received at 3.1°C. (Note acceptance criteria is above freezing up to 6°C)

If there are any questions regarding this submittal, please call Phoenix Client Services at extension 200.

Phoenix Environmental Laboratories, Inc.
587 East Middle Turnpike
P.O. Box 370
Manchester, CT 06374
Tel. (860) 645-1102
Fax. (860) 645-0823
www.phoenixlabs.com

Please do not reply to this email.

Appendix C – Data Quality Assessment Forms (on disk)

DATA USABILITY EVALUATION WORKSHEET

Project Name: Greenwich High School
Laboratory: Phoenix Environmental Laboratories

Sample Delivery Group Number: GBY02577
Date Samples Collected: 4/10/2017 and 4/11/2017
Number of Samples Collected: 6
Analysis: SW846 6020B
Reviewer: Elizabeth Doerfler

Describe the intended use of the data:
The data will be used for evaluating site-wide groundwater conditions. The data have met the reasonable confidence requirements with the exceptions noted below. In addition, the data appear valid as reported and may be used for decision making purposes. No data were rejected.

Nonconformance DQA Review Elements	Criteria	Briefly Summarize DQA Nonconformances
Laboratory Report Inspection		Complete
Reasonable Confidence Evaluation	You have Reasonable Confidence if the answers to questions 1, 1A, and 1B are Yes.	Meets criteria.
Chain of Custody Evaluation	Analyses agree with COC	COC accompanied samples, analyses agree with COC.
Sample Preservation and Holding Time Evaluation	< 6 ° C 180 days Mercury 28 days	3.1°C
Percent Solids	> 30%	N/A
Field Duplicate	Soils RPD ≤ 50% for results >2x Reporting Limit	BY02577; MW-S15-20170410-1 and BY02578; MW-S15-20170410-2: Meets criteria.
Method Blank	< RLs	Meets criteria.
Equipment Blanks	< RLs	None taken.
Initial and Continuing Calibration	"r" ≥ 0.995 ICV, CCV ±10% of true value	No issues narrated.

Laboratory Control Samples (Blank Spike)	LCS recoveries ±20% for aqueous media and within vendor control (95% confidence limits) for solids	Meets criteria.
Site Specific Matrix Spikes and Matrix Spike Duplicates	MS percent recovery 75-125% MSD for solids if conc >5x RL, RPD <35%. If conc. < 5x RL, difference ± 2x RL	Meets criteria.
Quantitation Limits	Dilutions	No dilutions.
Tentatively Identified Compounds		N/A
Other QC data		N/A

DATA USABILITY EVALUATION WORKSHEET

Project Name: Greenwich High School
Laboratory: Phoenix Environmental Laboratories

Sample Delivery Group Number: GBY02577
Date Samples Collected: 4/10/2017 and 4/11/2017
Number of Samples Collected: 6
Analysis: SW846 7470A
Reviewer: Elizabeth Doerfler

Describe the intended use of the data:
The data will be used for evaluating site-wide groundwater conditions. The data have met the reasonable confidence requirements with the exceptions noted below. In addition, the data appear valid as reported and may be used for decision making purposes. No data were rejected.

Nonconformance DQA Review Elements	Criteria	Briefly Summarize DQA Nonconformances
Laboratory Report Inspection		Complete
Reasonable Confidence Evaluation	You have Reasonable Confidence if the answers to questions 1, 1A, and 1B are Yes.	Meets criteria.
Chain of Custody Evaluation	Analyses agree with COC	COC accompanied samples, analyses agree with COC.
Sample Preservation and Holding Time Evaluation	< 6 ° C 28 days	3.1°C
Percent Solids	> 30%	N/A
Field Duplicate	Soils RPD ≤ 50% for results >2x Reporting Limit	BY02577; MW-S15-20170410-1 and BY02578; MW-S15-20170410-2: Meets criteria.
Method Blank	< RLs	Meets criteria.
Equipment Blanks	< RLs	None taken.
Initial and Continuing Calibration	"r" ≥ 0.995 ICV ±10% of true value CCV ±20% of true value	No issues narrated.
Laboratory Control Samples (Blank Spike)	LCS recoveries ±20% for aqueous media and within vendor control	Meets criteria.

	(95% confidence limits) for solids	
Site Specific Matrix Spikes and Matrix Spike Duplicates	MS percent recovery 75-125% MSD for solids if conc >5x RL, RPD <35%. If conc. < 5x RL, difference ± RL	Meets criteria.
Quantitation Limits	Dilutions	"No dilutions" or "Meets Criteria" or list any issues
Tentatively Identified Compounds		N/A
Other QC data		N/A

DATA USABILITY EVALUATION WORKSHEET

Project Name: Greenwich High School
Laboratory: Phoenix Environmental Laboratories

Sample Delivery Group Number: GBY02577
Date Samples Collected: 4/10/2017 and 4/11/2017
Number of Samples Collected: 6
Analysis: SW846 8270D SIM
Reviewer: Elizabeth Doerfler

Describe the intended use of the data:
The data will be used for evaluating site-wide groundwater conditions. The data have met the reasonable confidence requirements with the exceptions noted below. In addition, the data appear valid as reported and may be used for decision making purposes. No data were rejected.

Nonconformance DQA Review Elements	Criteria	Briefly Summarize DQA Nonconformances
Laboratory Report Inspection		Complete
Reasonable Confidence Evaluation	You have Reasonable Confidence if the answers to questions 1, 1A, and 1B are Yes.	Meets criteria.
Chain of Custody Evaluation	Analyses agree with COC	COC accompanied samples, analyses agree with COC.
Sample Preservation and Holding Time Evaluation	<6 °C Extraction 7 days (aqueous), 14 days (soil); 40 days to analysis (aqueous and soil)	3.1°C
Percent Solids	> 30%	N/A
Field Duplicate	Soils RPD ≤ 50% for results >2x Reporting Limit	BY02579; MW-P7-20170411-1 and BY02580; MW-P7-20170411-2: Meets criteria.
Method Blank	< RLs	QC Batch 382483 (Samples: BY02577, BY02579, BY02580, BY02581, BY02582, BY02583): A trace amount of an analyte was found in blank but were not reported in the sample(s), therefore no bias is suspected. (Chrysene)
Equipment Blanks	< RLs	None taken.
Initial and Continuing Calibration	% RSD ≤ 15%, "r" ≥ 0.990 % difference or drift ≤ 30%	No issues narrated.

Laboratory Control Samples (Blank Spike)	Percent recovery 40-140% for base-neutrals and 30-130% for acid compounds	Meets criteria.
Surrogates	Percent recovery 30-130%	Meets criteria.
Site Specific Matrix Spikes and Matrix Spike Duplicates	Percent recovery 40-140% for base-neutrals and 30-130% for acid compounds	Meets criteria.
Quantitation Limits	Dilutions	No dilutions.
Tentatively Identified Compounds		N/A
Other QC data		N/A

DATA USABILITY EVALUATION WORKSHEET

Project Name: Greenwich High School
Laboratory: Phoenix Environmental Laboratories

Sample Delivery Group Number: GBY03251
Date Samples Collected: 4/11/2017 and 4/12/2017
Number of Samples Collected: 5
Analysis: SW846 6010C
Reviewer: Elizabeth Doerfler

Describe the intended use of the data:
The data will be used for evaluating site-wide groundwater conditions. The data have met the reasonable confidence requirements with the exceptions noted below. In addition, the data appear valid as reported and may be used for decision making purposes. No data were rejected.

Nonconformance DQA Review Elements	Criteria	Briefly Summarize DQA Nonconformances
Laboratory Report Inspection		Complete
Reasonable Confidence Evaluation	You have Reasonable Confidence if the answers to questions 1, 1A, and 1B are Yes.	Meets criteria.
Chain of Custody Evaluation	Analyses agree with COC	COC accompanied samples, analyses agree with COC.
Sample Preservation and Holding Time Evaluation	< 6 ° C 180 days	3.2°C
Percent Solids	> 30%	N/A
Field Duplicate	Soils RPD ≤ 50% for results >2x Reporting Limit	None taken.
Method Blank	< RLs	Meets criteria.
Equipment Blanks	< RLs	None taken.
Initial and Continuing Calibration	ICV, CCV ±10% of true value	No issues narrated.
Laboratory Control Samples (Blank Spike)	LCS recoveries ±20% for aqueous media and within vendor control	Meets criteria.

	(95% confidence limits) for solids	
Site Specific Matrix Spikes and Matrix Spike Duplicates	MS percent recovery 75-125% MSD for solids if conc >5x RL, RPD <35%. If conc. < 5x RL, difference ± 2x RL	Meets criteria.
Quantitation Limits	Dilutions	No dilutions.
Tentatively Identified Compounds		N/A
Other QC data		N/A

DATA USABILITY EVALUATION WORKSHEET

Project Name: Greenwich High School
Laboratory: Phoenix Environmental Laboratories

Sample Delivery Group Number: GBY03251
Date Samples Collected: 4/11/2017 and 4/12/2017
Number of Samples Collected: 5
Analysis: SW846 6020B
Reviewer: Elizabeth Doerfler

Describe the intended use of the data:
The data will be used for evaluating site-wide groundwater conditions. The data have met the reasonable confidence requirements with the exceptions noted below. In addition, the data appear valid as reported and may be used for decision making purposes. No data were rejected.

Nonconformance DQA Review Elements	Criteria	Briefly Summarize DQA Nonconformances
Laboratory Report Inspection		Complete
Reasonable Confidence Evaluation	You have Reasonable Confidence if the answers to questions 1, 1A, and 1B are Yes.	Meets criteria.
Chain of Custody Evaluation	Analyses agree with COC	COC accompanied samples, analyses agree with COC.
Sample Preservation and Holding Time Evaluation	< 6 ° C 180 days Mercury 28 days	3.2°C
Percent Solids	> 30%	N/A
Field Duplicate	Soils RPD ≤ 50% for results >2x Reporting Limit	None taken.
Method Blank	< RLs	Meets criteria.
Equipment Blanks	< RLs	None taken.
Initial and Continuing Calibration	"r" ≥ 0.995 ICV, CCV ±10% of true value	No issues narrated.

Laboratory Control Samples (Blank Spike)	LCS recoveries ±20% for aqueous media and within vendor control (95% confidence limits) for solids	Meets criteria.
Site Specific Matrix Spikes and Matrix Spike Duplicates	MS percent recovery 75-125% MSD for solids if conc >5x RL, RPD <35%. If conc. < 5x RL, difference ± 2x RL	Meets criteria.
Quantitation Limits	Dilutions	No dilutions.
Tentatively Identified Compounds		N/A
Other QC data		N/A

DATA USABILITY EVALUATION WORKSHEET

Project Name: Greenwich High School
Laboratory: Phoenix Environmental Laboratories

Sample Delivery Group Number: GBY03251
Date Samples Collected: 4/11/2017 and 4/12/2017
Number of Samples Collected: 5
Analysis: SW846 7470A
Reviewer: Elizabeth Doerfler

Describe the intended use of the data:
The data will be used for evaluating site-wide groundwater conditions. The data have met the reasonable confidence requirements with the exceptions noted below. In addition, the data appear valid as reported and may be used for decision making purposes. No data were rejected.

Nonconformance DQA Review Elements	Criteria	Briefly Summarize DQA Nonconformances
Laboratory Report Inspection		Complete
Reasonable Confidence Evaluation	You have Reasonable Confidence if the answers to questions 1, 1A, and 1B are Yes.	Meets criteria.
Chain of Custody Evaluation	Analyses agree with COC	COC accompanied samples, analyses agree with COC.
Sample Preservation and Holding Time Evaluation	< 6 ° C 28 days	3.2°C
Percent Solids	> 30%	N/A
Field Duplicate	Soils RPD ≤ 50% for results >2x Reporting Limit	None taken.
Method Blank	< RLs	Meets criteria.
Equipment Blanks	< RLs	None taken.
Initial and Continuing Calibration	"r" ≥ 0.995 ICV ±10% of true value CCV ±20% of true value	No issues narrated.
Laboratory Control Samples (Blank Spike)	LCS recoveries ±20% for aqueous media and within vendor control	Meets criteria.

	(95% confidence limits) for solids	
Site Specific Matrix Spikes and Matrix Spike Duplicates	MS percent recovery 75-125% MSD for solids if conc >5x RL, RPD <35%. If conc. < 5x RL, difference ± RL	Meets criteria.
Quantitation Limits	Dilutions	No dilutions.
Tentatively Identified Compounds		N/A
Other QC data		N/A

DATA USABILITY EVALUATION WORKSHEET

Project Name: Greenwich High School
Laboratory: Phoenix Environmental Laboratories

Sample Delivery Group Number: GBY03251
Date Samples Collected: 4/11/2017 and 4/12/2017
Number of Samples Collected: 5
Analysis: SW846 8270D SIM
Reviewer: Elizabeth Doerfler

Describe the intended use of the data:
The data will be used for evaluating site-wide groundwater conditions. The data have met the reasonable confidence requirements with the exceptions noted below. In addition, the data appear valid as reported and may be used for decision making purposes. No data were rejected.

Nonconformance DQA Review Elements	Criteria	Briefly Summarize DQA Nonconformances
Laboratory Report Inspection		Complete
Reasonable Confidence Evaluation	You have Reasonable Confidence if the answers to questions 1, 1A, and 1B are Yes.	Meets criteria.
Chain of Custody Evaluation	Analyses agree with COC	COC accompanied samples, analyses agree with COC.
Sample Preservation and Holding Time Evaluation	<6 °C Extraction 7 days (aqueous), 14 days (soil); 40 days to analysis (aqueous and soil)	3.2°C
Percent Solids	> 30%	N/A
Field Duplicate	Soils RPD ≤ 50% for results >2x Reporting Limit	None taken.
Method Blank	< RLs	Meets criteria.
Equipment Blanks	< RLs	None taken.
Initial and Continuing Calibration	% RSD ≤ 15%, "r" ≥ 0.990 % difference or drift ≤ 30%	No issues narrated.

Laboratory Control Samples (Blank Spike)	Percent recovery 40-140% for base-neutrals and 30-130% for acid compounds	Meets criteria.
Surrogates	Percent recovery 30-130%	QC Batch 382746 (Samples: BY03251, BY03252, BY03253, BY03254, BY03255): The MS/MSD RPD exceeds the method criteria for one or more surrogates. Both recoveries are within limits. No significant bias is suspected. (% Terphenyl-d14)
Site Specific Matrix Spikes and Matrix Spike Duplicates	Percent recovery 40-140% for base-neutrals and 30-130% for acid compounds	QC Batch 382746 (Samples: BY03251, BY03252, BY03253, BY03254, BY03255): The MS/MSD RPD exceeds the method criteria for one or more analytes, therefore there may be variability in the reported result. (Benzo(a)pyrene, Benzo(b)fluoranthene, Benzo(ghi)perylene, Benzo(k)fluoranthene, Chrysene, Dibenz(a,h)anthracene, Indeno(1,2,3-cd)pyrene)
Quantitation Limits	Dilutions	No dilutions.
Tentatively Identified Compounds		N/A
Other QC data		N/A

DATA USABILITY EVALUATION WORKSHEET

Project Name: Greenwich High School
Laboratory: Con-Test Analytical Laboratory

Sample Delivery Group Number: 17D0409
Date Samples Collected: 4/10/2017 and 4/11/2017
Number of Samples Collected: 9
Analysis: EPA Method 680 Modified
Reviewer: Elizabeth Doerfler

Describe the intended use of the data:
The data will be used for evaluating site-wide groundwater conditions. The data have met the reasonable confidence requirements with the exceptions noted below. In addition, the data appear valid as reported and may be used for decision making purposes. No data were rejected.

Nonconformance DQA Review Elements	Criteria	Briefly Summarize DQA Nonconformances
Laboratory Report Inspection		Complete
Chain of Custody Evaluation	Analyses agree with COC	COC accompanied samples, analyses agree with COC.
Sample Preservation and Holding Time Evaluation	< 6 ° C Extraction 7 days (aqueous), 14 days (soil); 40 days to analysis (aqueous and soil)	3.2, 2.3°C
Percent Solids	> 30%	N/A
Field Duplicate	Soils RPD ≤ 30% for results >2x Reporting Limit	17D0409-01; MW-S15-20170410-1 and 17D0409-02; MW-S15-20170410-2: RPD for Dichlorobiphenyls >30%. Sample results for Dichlorobiphenyls considered to be estimated. 17D0409-08; MW-AG10-20170411-1 and 17D0409-09; MW-AG10-20170411-2: RPD for Dichlorobiphenyls and Trichlorobiphenyls >30%. Samples results for Dichlorobiphenyls and Trichlorobiphenyls are considered to be estimated.
Method Blank	< RLs	Meets criteria.
Equipment Blanks	< RLs	None taken.
Initial and Continuing Calibration	IC: RSD <20% CCV: %D <20%	Continuing calibration did not meet method specifications and was biased on the high side for this compound. Increased uncertainty is associated with the reported value which is likely to be biased on the high side. Affected analyte and samples:

		Monochlorobiphenyls B174664-BS1, B174664-BSD1 Continuing calibration did not meet method specifications and was biased on the high side. Data validation is not affected since sample result was "not detected" for this compound. Affected analyte and samples: Monochlorobiphenyls 17D0409-01[MW-515-20170410-1], 17D0409-02[MW-515-20170410-2], 17D0409-03[MW-X17-20170410-1], 17D0409-04[MW-P11-20170411-1], 17D0409-05[MW-P7-20170411-1], 17D0409-06[MW-AE8, 20170411-1], B174664-BLK1
Laboratory Control Samples (Blank Spike)	Qualifiers listed in Quality Control Data	Meets criteria.
Surrogates	Two surrogates to be spiked for all samples; Percent recovery meets laboratory established limits.	EPA Method 680 requires the use of two surrogates. ConTest reported only one surrogate. Therefore, based on professional judgment, all positive and nondetect PCB homologue group results as well as the total PCB homologue results for all samples were qualified as estimated because of the lack of a second surrogate. B174664-BSD1: Surrogate outside of control limits (Tetrachloro-m-xylene).
Site Specific Matrix Spikes and Matrix Spike Duplicates	Relative difference <40% Lab limits for %R 0-200%	MS/MSD not analyzed in this data set.
Quantitation Limits	Dilutions	No dilutions.
Other QC data		N/A

DATA USABILITY EVALUATION WORKSHEET

Project Name: Greenwich High School
Laboratory: Con-Test Analytical Laboratory

Sample Delivery Group Number: 17D0505
Date Samples Collected: 4/11/2017 and 4/12/2017
Number of Samples Collected: 11
Analysis: EPA Method 680 Modified
Reviewer: Elizabeth Doerfler

Describe the intended use of the data:
The data will be used for evaluating site-wide groundwater conditions. The data have met the reasonable confidence requirements with the exceptions noted below. In addition, the data appear valid as reported and may be used for decision making purposes. No data were rejected.

Nonconformance DQA Review Elements	Criteria	Briefly Summarize DQA Nonconformances
Laboratory Report Inspection		Complete
Chain of Custody Evaluation	Analyses agree with COC	COC accompanied samples, analyses agree with COC.
Sample Preservation and Holding Time Evaluation	< 6 ° C Extraction 7 days (aqueous), 14 days (soil); 40 days to analysis (aqueous and soil)	4.7°C
Percent Solids	> 30%	N/A
Field Duplicate	Soils RPD ≤ 30% for results >2x Reporting Limit	None taken.
Method Blank	< RLs	Meets criteria.
Equipment Blanks	< RLs	None taken.
Initial and Continuing Calibration	IC: RSD <20% CCV: %D <20%	Continuing calibration did not meet method specifications and was biased on the high side for this compound. Increased uncertainty is associated with the reported value which is likely to be biased on the high side. Analyte and samples affected: Monochlorobiphenyls B174664-BS1, B174664-BSD1, B174664-MS1, B174664-MSD1 Continuing calibration did not meet method specifications and was biased on the high side. Data validation is not affected

		since sample result was "not detected" for this compound. Analyte and samples affected: Monochlorobiphenyls 17D0505-01[MW-28-20170411-1], 17D0505-05[MW-35-20170411-1], 17D0505-06[MW-BB34-20170412-1], 17D0505-07[MW-V12-20170412-1], 17D0505-08[MW-AP28-20170412-1], 17D0505-09[MW-AG30-20170412-1], B174664-BLK1
Laboratory Control Samples (Blank Spike)	Qualifiers listed in Quality Control Data	Meets criteria.
Surrogates	Two surrogates to be spiked for all samples; Percent recovery meets laboratory established limits.	EPA Method 680 requires the use of two surrogates. ConTest reported only one surrogate. Therefore, based on professional judgment, all positive and nondetect PCB homologue group results as well as the total PCB homologue results for all samples were qualified as estimated because of the lack of a second surrogate. Surrogate outside of control limits. Analyte and sample affected: Tetrachloro-m-xylene B174664-BSD1
Site Specific Matrix Spikes and Matrix Spike Duplicates	Relative difference <40% Lab limits for %R 0-200%	Meets criteria.
Quantitation Limits	Dilutions	No dilutions.
Other QC data		N/A

DATA USABILITY EVALUATION WORKSHEET

Project Name: Greenwich High School
Laboratory: Con-Test Analytical Laboratory

Sample Delivery Group Number: 17D0656
Date Samples Collected: 4/12/2017 and 4/13/2017
Number of Samples Collected: 11
Analysis: EPA Method 680 Modified
Reviewer: Elizabeth Doerfler

Describe the intended use of the data:
The data will be used for evaluating site-wide groundwater conditions. The data have met the reasonable confidence requirements with the exceptions noted below. In addition, the data appear valid as reported and may be used for decision making purposes. No data were rejected.

Nonconformance DQA Review Elements	Criteria	Briefly Summarize DQA Nonconformances
Laboratory Report Inspection		Complete
Chain of Custody Evaluation	Analyses agree with COC	COC accompanied samples, analyses agree with COC.
Sample Preservation and Holding Time Evaluation	< 6 ° C Extraction 7 days (aqueous), 14 days (soil); 40 days to analysis (aqueous and soil)	2.1, 3.4°C
Percent Solids	> 30%	N/A
Field Duplicate	Soils RPD ≤ 30% for results >2x Reporting Limit	None taken.
Method Blank	< RLs	Meets criteria.
Equipment Blanks	< RLs	None taken.
Initial and Continuing Calibration	IC: RSD <20% CCV: %D <20%	No issues narrated.
Laboratory Control Samples (Blank Spike)	Qualifiers listed in Quality Control Data	Meets criteria.
Surrogates	Two surrogates to be spiked for all samples; Percent recovery meets	EPA Method 680 requires the use of two surrogates. ConTest reported only one surrogate. Therefore, based on professional judgment, all positive and nondetect PCB homologue group

	laboratory established limits.	results as well as the total PCB homologue results for all samples were qualified as estimated because of the lack of a second surrogate.
Site Specific Matrix Spikes and Matrix Spike Duplicates	Relative difference <40% Lab limits for %R 0-200%	Meets criteria.
Quantitation Limits	Dilutions	No dilutions.
Other QC data		N/A

DATA USABILITY EVALUATION WORKSHEET

Project Name: Greenwich High School
Laboratory: Phoenix Environmental Laboratories

Sample Delivery Group Number: GBY02577
Date Samples Collected: 4/10/2017 and 4/11/2017
Number of Samples Collected: 6
Analysis: SW846 6010C
Reviewer: Elizabeth Doerfler

Describe the intended use of the data:
The data will be used for evaluating site-wide groundwater conditions. The data have met the reasonable confidence requirements with the exceptions noted below. In addition, the data appear valid as reported and may be used for decision making purposes. No data were rejected.

Nonconformance DQA Review Elements	Criteria	Briefly Summarize DQA Nonconformances
Laboratory Report Inspection		Complete
Reasonable Confidence Evaluation	You have Reasonable Confidence if the answers to questions 1, 1A, and 1B are Yes.	Meets criteria.
Chain of Custody Evaluation	Analyses agree with COC	COC accompanied samples, analyses agree with COC.
Sample Preservation and Holding Time Evaluation	< 6 ° C 180 days	3.1°C
Percent Solids	> 30%	N/A
Field Duplicate	Soils RPD ≤ 50% for results >2x Reporting Limit	BY02577; MW-S15-20170410-1 and BY02578; MW-S15-20170410-2: Meets criteria.
Method Blank	< RLs	Meets criteria.
Equipment Blanks	< RLs	None taken.
Initial and Continuing Calibration	ICV, CCV ±10% of true value	No issues narrated.
Laboratory Control Samples (Blank Spike)	LCS recoveries ±20% for aqueous media and within vendor control	Meets criteria.

	(95% confidence limits) for solids	
Site Specific Matrix Spikes and Matrix Spike Duplicates	MS percent recovery 75-125% MSD for solids if conc >5x RL, RPD <35%. If conc. < 5x RL, difference ± 2x RL	Meets criteria.
Quantitation Limits	Dilutions	No dilutions.
Tentatively Identified Compounds		N/A
Other QC data		N/A

DATA USABILITY EVALUATION WORKSHEET

Project Name: Greenwich High School
Laboratory: Con-Test Analytical Laboratory

Sample Delivery Group Number: 17H0897
Date Samples Collected: 8/15/2017 and 8/16/2017
Number of Samples Collected: 10
Analysis: EPA Method 680 Modified
Reviewer: Elizabeth Doerfler

Describe the intended use of the data:
The data will be used for evaluating site-wide groundwater conditions. The data have met the reasonable confidence requirements with the exceptions noted below. In addition, the data appear valid as reported and may be used for decision making purposes. No data were rejected.

Nonconformance DQA Review Elements	Criteria	Briefly Summarize DQA Nonconformances
Laboratory Report Inspection		Complete
Chain of Custody Evaluation	Analyses agree with COC	COC accompanied samples, analyses agree with COC.
Sample Preservation and Holding Time Evaluation	< 6 ° C Extraction 7 days (aqueous), 14 days (soil); 40 days to analysis (aqueous and soil)	5.1, 4.8°C
Percent Solids	> 30%	N/A
Field Duplicate	Soils RPD ≤ 30% for results >2x Reporting Limit	17H0897-04; MW-S15-081517-1 and 17H0897-05; MW-515-081517-2: RPD for Tetrachlorobiphenyls and Pentachlorobiphenyls >30%. Sample results for Tetrachlorobiphenyls and Pentachlorobiphenyls considered to be estimated.
Method Blank	< RLs	Meets criteria.
Equipment Blanks	< RLs	None taken.
Initial and Continuing Calibration	IC: RSD <20% CCV: %D <20%	No issues narrated.
Laboratory Control Samples (Blank Spike)	Qualifiers listed in Quality Control Data	Meets criteria.

Surrogates	Two surrogates to be spiked for all samples; Percent recovery meets laboratory established limits.	EPA Method 680 requires the use of two surrogates. ConTest reported only one surrogate. Therefore, based on professional judgment, all positive and nondetect PCB homologue group results as well as the total PCB homologue results for all samples were qualified as estimated because of the lack of a second surrogate.
Site Specific Matrix Spikes and Matrix Spike Duplicates	Relative difference <40% Lab limits for %R 0-200%	Meets criteria.
Quantitation Limits	Dilutions	No dilutions.
Other QC data		N/A

DATA USABILITY EVALUATION WORKSHEET

Project Name: Greenwich High School
Laboratory: Con-Test Analytical Laboratory

Sample Delivery Group Number: 17H1062
Date Samples Collected: 8/16/2017 and 8/17/2017
Number of Samples Collected: 15
Analysis: EPA Method 680 Modified
Reviewer: Elizabeth Doerfler

Describe the intended use of the data:
The data will be used for evaluating site-wide groundwater conditions. The data have met the reasonable confidence requirements with the exceptions noted below. In addition, the data appear valid as reported and may be used for decision making purposes. No data were rejected.

Nonconformance DQA Review Elements	Criteria	Briefly Summarize DQA Nonconformances
Laboratory Report Inspection		Complete
Chain of Custody Evaluation	Analyses agree with COC	COC accompanied samples, analyses agree with COC.
Sample Preservation and Holding Time Evaluation	< 6 ° C Extraction 7 days (aqueous), 14 days (soil); 40 days to analysis (aqueous and soil)	3.8, 4.1, 3.2, 4.8°C
Percent Solids	> 30%	N/A
Field Duplicate	Soils RPD ≤ 30% for results >2x Reporting Limit	17H1062-02; MW-R20-081617-1 and 17H1062-03; MW-R20-081617-2: Meets criteria.
Method Blank	< RLs	Meets criteria.
Equipment Blanks	< RLs	None taken.
Initial and Continuing Calibration	IC: RSD <20% CCV: %D <20%	Continuing calibration did not meet method specifications and was biased on the high side for this compound. Increased uncertainty is associated with the reported value which is likely to be biased on the high side. Affected analyte and samples: Decachlorobiphenyl B184765-BS1, B184765-BSD1, B184765-MS1, B184765-MSD1 Pentachlorobiphenyls B184765-BS1, B184765-BSD1, B184765-MS1, B184765-MSD1

		Continuing calibration did not meet method specifications and was biased on the high side. Data validation is not affected since sample result was "not detected" for this compound. Affected analyte and samples: Decachlorobiphenyl 17H1062-01[MW-L25-081617-1], 17H1062-02[MW-R20-081617-1], 17H1062-03[MW-R20-081617-2], 17H1062-04[MW-Y26-081617-1], 17H1062-05[MW-AP28-081717-1], 17H1062-06[MW-BB34-081717-1], 17H1062-07[MW-AG30-081717-1], 17H1062-08[MW-F35-081717-1], 17H1062-09[MW-AJ19-081717-1], 17H1062-10[MW-X17-081717-1], 17H1062-11[MW-V18-081717-1], 17H1062-12[MW-AA19-081817-1], 17H1062-13[MW-AV17-081817-1], 17H1062-14[MW-AM21-081817-1], 17H1062-15[MW-T23-081817-1], B184765-BLK1 Monochlorobiphenyls 17H1062-08[MW-F35-081717-1], 17H1062-09[MW-AJ19-081717-1], 17H1062-10[MW-X17-081717-1], 17H1062-11[MW-V18-081717-1], 17H1062-12[MW-AA19-081817-1], 17H1062-13[MW-AV17-081817-1], 17H1062-14[MW-AM21-081817-1], 17H1062-15[MW-T23-081817-1] Pentachlorobiphenyls 17H1062-01[MW-L25-081617-1], 17H1062-02[MW-R20-081617-1], 17H1062-03[MW-R20-081617-2], 17H1062-04[MW-Y26-081617-1], 17H1062-05[MW-AP28-081717-1], 17H1062-06[MW-BB34-081717-1], 17H1062-07[MW-AG30-081717-1], 17H1062-08[MW-F35-081717-1], 17H1062-09[MW-AJ19-081717-1], 17H1062-10[MW-X17-081717-1], 17H1062-11[MW-V18-081717-1], 17H1062-12[MW-AA19-081817-1], 17H1062-13[MW-AV17-081817-1], 17H1062-14[MW-AM21-081817-1], 17H1062-15[MW-T23-081817-1], B184765-BLK1
Laboratory Control Samples (Blank Spike)	Qualifiers listed in Quality Control Data	Meets criteria.
Surrogates	Two surrogates to be spiked for all samples; Percent recovery meets laboratory established limits.	EPA Method 680 requires the use of two surrogates. ConTest reported only one surrogate. Therefore, based on professional judgment, all positive and nondetect PCB homologue group results as well as the total PCB homologue results for all samples were qualified as estimated because of the lack of a second surrogate.
Site Specific Matrix Spikes and Matrix Spike Duplicates	Relative difference <40% Lab limits for %R 0-200%	Meets criteria.
Quantitation Limits	Dilutions	No dilutions.
Other QC data		N/A

DATA USABILITY EVALUATION WORKSHEET

Project Name: Greenwich High School
Laboratory: Con-Test Analytical Laboratory

Sample Delivery Group Number: 17H1571
Date Samples Collected: 8/24/2017 and 8/29/2017
Number of Samples Collected: 11
Analysis: EPA Method 680 Modified
Reviewer: Elizabeth Doerfler

Describe the intended use of the data:
The data will be used for evaluating site-wide groundwater conditions. The data have met the reasonable confidence requirements with the exceptions noted below. In addition, the data appear valid as reported and may be used for decision making purposes. No data were rejected.

Nonconformance DQA Review Elements	Criteria	Briefly Summarize DQA Nonconformances
Laboratory Report Inspection		Complete
Chain of Custody Evaluation	Analyses agree with COC	COC accompanied samples, analyses agree with COC.
Sample Preservation and Holding Time Evaluation	< 6 ° C Extraction 7 days (aqueous), 14 days (soil); 40 days to analysis (aqueous and soil)	3.3, 3.6, 4.1°C
Percent Solids	> 30%	N/A
Field Duplicate	Soils RPD ≤ 30% for results >2x Reporting Limit	None taken.
Method Blank	< RLs	Meets criteria.
Equipment Blanks	< RLs	None taken.
Initial and Continuing Calibration	IC: RSD <20% CCV: %D <20%	No issues narrated.
Laboratory Control Samples (Blank Spike)	Qualifiers listed in Quality Control Data	Meets criteria.
Surrogates	Two surrogates to be spiked for all samples; Percent recovery meets	EPA Method 680 requires the use of two surrogates. ConTest reported only one surrogate. Therefore, based on professional judgment, all positive and nondetect PCB homologue group

	laboratory established limits.	results as well as the total PCB homologue results for all samples were qualified as estimated because of the lack of a second surrogate.
Site Specific Matrix Spikes and Matrix Spike Duplicates	Relative difference <40% Lab limits for %R 0-200%	MS/MSD not analyzed in this data set.
Quantitation Limits	Dilutions	No dilutions.
Other QC data		N/A

DATA USABILITY EVALUATION WORKSHEET

Project Name: Greenwich High School
Laboratory: Phoenix Environmental Laboratories

Sample Delivery Group Number: GBY85227
Date Samples Collected: 8/15/2017 and 8/16/2017
Number of Samples Collected: 7
Analysis: SW846 6010C
Reviewer: Elizabeth Doerfler

Describe the intended use of the data:
The data will be used for evaluating site-wide groundwater conditions. The data have met the reasonable confidence requirements with the exceptions noted below. In addition, the data appear valid as reported and may be used for decision making purposes. No data were rejected.

Nonconformance DQA Review Elements	Criteria	Briefly Summarize DQA Nonconformances
Laboratory Report Inspection		Complete
Reasonable Confidence Evaluation	You have Reasonable Confidence if the answers to questions 1, 1A, and 1B are Yes.	Meets criteria.
Chain of Custody Evaluation	Analyses agree with COC	COC accompanied samples, analyses agree with COC.
Sample Preservation and Holding Time Evaluation	< 6 ° C 180 days	4.3°C
Percent Solids	> 30%	N/A
Field Duplicate	Soils RPD ≤ 50% for results >2x Reporting Limit	BY85228; MW-S15-081517-1 and BY85229; MW-S15-081517-2: RPD for Nickel >50%. Sample results for Nickel considered to be estimated.
Method Blank	< RLs	Meets criteria.
Equipment Blanks	< RLs	None taken.
Initial and Continuing Calibration	ICV, CCV ±10% of true value	No issues narrated.
Laboratory Control Samples (Blank Spike)	LCS recoveries ±20% for aqueous media and within vendor control	Meets criteria.

	(95% confidence limits) for solids	
Site Specific Matrix Spikes and Matrix Spike Duplicates	MS percent recovery 75-125% MSD for solids if conc >5x RL, RPD <35%. If conc. < 5x RL, difference ± 2x RL	Meets criteria.
Quantitation Limits	Dilutions	No dilutions.
Tentatively Identified Compounds		N/A
Other QC data		N/A

DATA USABILITY EVALUATION WORKSHEET

Project Name: Greenwich High School
Laboratory: Phoenix Environmental Laboratories

Sample Delivery Group Number: GBY85227
Date Samples Collected: 8/15/2017 and 8/16/2017
Number of Samples Collected: 7
Analysis: SM3113B/SW7010-04
Reviewer: Elizabeth Doerfler

Describe the intended use of the data:
The data will be used for evaluating site-wide groundwater conditions. The data have met the reasonable confidence requirements with the exceptions noted below. In addition, the data appear valid as reported and may be used for decision making purposes. No data were rejected.

Nonconformance DQA Review Elements	Criteria	Briefly Summarize DQA Nonconformances
Laboratory Report Inspection		Complete
Reasonable Confidence Evaluation	You have Reasonable Confidence if the answers to questions 1, 1A, and 1B are Yes.	Meets criteria.
Chain of Custody Evaluation	Analyses agree with COC	COC accompanied samples, analyses agree with COC.
Sample Preservation and Holding Time Evaluation	< 6 ° C 180 days	4.3°C
Percent Solids	> 30%	N/A
Field Duplicate	Soils RPD ≤ 50% for results >2x Reporting Limit	BY85228; MW-S15-081517-1 and BY85229; MW-S15-081517-2: Meets criteria.
Method Blank	< RLs	Meets criteria.
Equipment Blanks	< RLs	None taken.
Initial and Continuing Calibration	ICV, CCV ±10% of true value	No issues narrated.
Laboratory Control Samples (Blank Spike)	LCS recoveries ±20% for aqueous media and within vendor control	Meets criteria.

	(95% confidence limits) for solids	
Site Specific Matrix Spikes and Matrix Spike Duplicates	MS percent recovery 75-125% MSD for solids if conc >5x RL, RPD <35%. If conc. < 5x RL, difference ± 2x RL	Meets criteria.
Quantitation Limits	Dilutions	No dilutions.
Tentatively Identified Compounds		N/A
Other QC data		N/A

DATA USABILITY EVALUATION WORKSHEET

Project Name: Greenwich High School
Laboratory: Phoenix Environmental Laboratories

Sample Delivery Group Number: GBY85227
Date Samples Collected: 8/15/2017 and 8/16/2017
Number of Samples Collected: 7
Analysis: SW846 7470A
Reviewer: Elizabeth Doerfler

Describe the intended use of the data:
The data will be used for evaluating site-wide groundwater conditions. The data have met the reasonable confidence requirements with the exceptions noted below. In addition, the data appear valid as reported and may be used for decision making purposes. No data were rejected.

Nonconformance DQA Review Elements	Criteria	Briefly Summarize DQA Nonconformances
Laboratory Report Inspection		Complete
Reasonable Confidence Evaluation	You have Reasonable Confidence if the answers to questions 1, 1A, and 1B are Yes.	Meets criteria.
Chain of Custody Evaluation	Analyses agree with COC	COC accompanied samples, analyses agree with COC.
Sample Preservation and Holding Time Evaluation	< 6 ° C 28 days	4.3°C
Percent Solids	> 30%	N/A
Field Duplicate	Soils RPD ≤ 50% for results >2x Reporting Limit	BY85228; MW-S15-081517-1 and BY85229; MW-S15-081517-2: Meets criteria.
Method Blank	< RLs	Meets criteria.
Equipment Blanks	< RLs	None taken.
Initial and Continuing Calibration	"r" ≥ 0.995 ICV ±10% of true value CCV ±20% of true value	No issues narrated.
Laboratory Control Samples (Blank Spike)	LCS recoveries ±20% for aqueous media and within vendor control	Meets criteria.

	(95% confidence limits) for solids	
Site Specific Matrix Spikes and Matrix Spike Duplicates	MS percent recovery 75-125% MSD for solids if conc >5x RL, RPD <35%. If conc. < 5x RL, difference ± RL	Meets criteria.
Quantitation Limits	Dilutions	No dilutions.
Tentatively Identified Compounds		N/A
Other QC data		N/A

DATA USABILITY EVALUATION WORKSHEET

Project Name: Greenwich High School
Laboratory: Phoenix Environmental Laboratories

Sample Delivery Group Number: GBY85227
Date Samples Collected: 8/15/2017 and 8/16/2017
Number of Samples Collected: 7
Analysis: SW846 8270D SIM
Reviewer: Elizabeth Doerfler

Describe the intended use of the data:
The data will be used for evaluating site-wide groundwater conditions. The data have met the reasonable confidence requirements with the exceptions noted below. In addition, the data appear valid as reported and may be used for decision making purposes. No data were rejected.

Nonconformance DQA Review Elements	Criteria	Briefly Summarize DQA Nonconformances
Laboratory Report Inspection		Complete
Reasonable Confidence Evaluation	You have Reasonable Confidence if the answers to questions 1, 1A, and 1B are Yes.	Meets criteria.
Chain of Custody Evaluation	Analyses agree with COC	COC accompanied samples, analyses agree with COC.
Sample Preservation and Holding Time Evaluation	<6 °C Extraction 7 days (aqueous), 14 days (soil); 40 days to analysis (aqueous and soil)	4.3°C
Percent Solids	> 30%	N/A
Field Duplicate	Soils RPD ≤ 50% for results >2x Reporting Limit	BY85228; MW-S15-081517-1 and BY85229; MW-S15-081517-2:
Method Blank	< RLs	Meets criteria.
Equipment Blanks	< RLs	None taken.
Initial and Continuing Calibration	% RSD ≤ 15%, "r" ≥ 0.990 % difference or drift ≤ 30%	CCV (CHEM07/0821_02-SIM_0817): The following compounds did not meet % deviation criteria: Dibenz(a,h)anthracene 38% (30%).

Laboratory Control Samples (Blank Spike)	Percent recovery 40-140% for base-neutrals and 30-130% for acid compounds	Meets criteria.
Surrogates	Percent recovery 30-130%	Meets criteria.
Site Specific Matrix Spikes and Matrix Spike Duplicates	Percent recovery 40-140% for base-neutrals and 30-130% for acid compounds	Meets criteria.
Quantitation Limits	Dilutions	No dilutions.
Tentatively Identified Compounds		N/A
Other QC data		N/A

DATA USABILITY EVALUATION WORKSHEET

Project Name: Greenwich High School
Laboratory: Phoenix Environmental Laboratories

Sample Delivery Group Number: GBY92749
Date Samples Collected: 8/24/2017 and 8/29/2017
Number of Samples Collected: 4
Analysis: SW846 6010C
Reviewer: Elizabeth Doerfler

Describe the intended use of the data:
The data will be used for evaluating site-wide groundwater conditions. The data have met the reasonable confidence requirements with the exceptions noted below. In addition, the data appear valid as reported and may be used for decision making purposes. No data were rejected.

Nonconformance DQA Review Elements	Criteria	Briefly Summarize DQA Nonconformances
Laboratory Report Inspection		Complete
Reasonable Confidence Evaluation	You have Reasonable Confidence if the answers to questions 1, 1A, and 1B are Yes.	Meets criteria.
Chain of Custody Evaluation	Analyses agree with COC	COC accompanied samples, analyses agree with COC.
Sample Preservation and Holding Time Evaluation	< 6 ° C 180 days	3.4°C
Percent Solids	> 30%	N/A
Field Duplicate	Soils RPD ≤ 50% for results >2x Reporting Limit	None taken.
Method Blank	< RLs	Meets criteria.
Equipment Blanks	< RLs	None taken.
Initial and Continuing Calibration	ICV, CCV ±10% of true value	No issues narrated.
Laboratory Control Samples (Blank Spike)	LCS recoveries ±20% for aqueous media and within vendor control	Meets criteria.

	(95% confidence limits) for solids	
Site Specific Matrix Spikes and Matrix Spike Duplicates	MS percent recovery 75-125% MSD for solids if conc >5x RL, RPD <35%. If conc. < 5x RL, difference ± 2x RL	Meets criteria.
Quantitation Limits	Dilutions	No dilutions.
Tentatively Identified Compounds		N/A
Other QC data		N/A

DATA USABILITY EVALUATION WORKSHEET

Project Name: Greenwich High School
Laboratory: Phoenix Environmental Laboratories

Sample Delivery Group Number: GBY92749
Date Samples Collected: 8/24/2017 and 8/29/2017
Number of Samples Collected: 4
Analysis: SM3113B/SW7010-04
Reviewer: Elizabeth Doerfler

Describe the intended use of the data:
The data will be used for evaluating site-wide groundwater conditions. The data have met the reasonable confidence requirements with the exceptions noted below. In addition, the data appear valid as reported and may be used for decision making purposes. No data were rejected.

Nonconformance DQA Review Elements	Criteria	Briefly Summarize DQA Nonconformances
Laboratory Report Inspection		Complete
Reasonable Confidence Evaluation	You have Reasonable Confidence if the answers to questions 1, 1A, and 1B are Yes.	Meets criteria.
Chain of Custody Evaluation	Analyses agree with COC	COC accompanied samples, analyses agree with COC.
Sample Preservation and Holding Time Evaluation	< 6 ° C 180 days	3.4°C
Percent Solids	> 30%	N/A
Field Duplicate	Soils RPD ≤ 50% for results >2x Reporting Limit	None taken.
Method Blank	< RLs	Meets criteria.
Equipment Blanks	< RLs	None taken.
Initial and Continuing Calibration	ICV, CCV ±10% of true value	No issues narrated.
Laboratory Control Samples (Blank Spike)	LCS recoveries ±20% for aqueous media and within vendor control	Meets criteria.

	(95% confidence limits) for solids	
Site Specific Matrix Spikes and Matrix Spike Duplicates	MS percent recovery 75-125% MSD for solids if conc >5x RL, RPD <35%. If conc. < 5x RL, difference ± 2x RL	Meets criteria.
Quantitation Limits	Dilutions	No dilutions.
Tentatively Identified Compounds		N/A
Other QC data		N/A

DATA USABILITY EVALUATION WORKSHEET

Project Name: Greenwich High School
Laboratory: Phoenix Environmental Laboratories

Sample Delivery Group Number: GBY92749
Date Samples Collected: 8/24/2017 and 8/29/2017
Number of Samples Collected: 4
Analysis: SW846 7470A
Reviewer: Elizabeth Doerfler

Describe the intended use of the data:
The data will be used for evaluating site-wide groundwater conditions. The data have met the reasonable confidence requirements with the exceptions noted below. In addition, the data appear valid as reported and may be used for decision making purposes. No data were rejected.

Nonconformance DQA Review Elements	Criteria	Briefly Summarize DQA Nonconformances
Laboratory Report Inspection		Complete
Reasonable Confidence Evaluation	You have Reasonable Confidence if the answers to questions 1, 1A, and 1B are Yes.	Meets criteria.
Chain of Custody Evaluation	Analyses agree with COC	COC accompanied samples, analyses agree with COC.
Sample Preservation and Holding Time Evaluation	< 6 ° C 28 days	3.4°C
Percent Solids	> 30%	N/A
Field Duplicate	Soils RPD ≤ 50% for results >2x Reporting Limit	None taken.
Method Blank	< RLs	Meets criteria.
Equipment Blanks	< RLs	None taken.
Initial and Continuing Calibration	"r" ≥ 0.995 ICV ±10% of true value CCV ±20% of true value	No issues narrated.
Laboratory Control Samples (Blank Spike)	LCS recoveries ±20% for aqueous media and within vendor control	Meets criteria.

	(95% confidence limits) for solids	
Site Specific Matrix Spikes and Matrix Spike Duplicates	MS percent recovery 75-125% MSD for solids if conc >5x RL, RPD <35%. If conc. < 5x RL, difference ± RL	Meets criteria.
Quantitation Limits	Dilutions	No dilutions.
Tentatively Identified Compounds		N/A
Other QC data		N/A

DATA USABILITY EVALUATION WORKSHEET

Project Name: Greenwich High School
Laboratory: Phoenix Environmental Laboratories

Sample Delivery Group Number: GBY92749
Date Samples Collected: 8/24/2017 and 8/29/2017
Number of Samples Collected: 4
Analysis: SW846 8270D SIM
Reviewer: Elizabeth Doerfler

Describe the intended use of the data:
The data will be used for evaluating site-wide groundwater conditions. The data have met the reasonable confidence requirements with the exceptions noted below. In addition, the data appear valid as reported and may be used for decision making purposes. No data were rejected.

Nonconformance DQA Review Elements	Criteria	Briefly Summarize DQA Nonconformances
Laboratory Report Inspection		Complete
Reasonable Confidence Evaluation	You have Reasonable Confidence if the answers to questions 1, 1A, and 1B are Yes.	Meets criteria.
Chain of Custody Evaluation	Analyses agree with COC	COC accompanied samples, analyses agree with COC.
Sample Preservation and Holding Time Evaluation	<6 °C Extraction 7 days (aqueous), 14 days (soil); 40 days to analysis (aqueous and soil)	3.4°C
Percent Solids	> 30%	N/A
Field Duplicate	Soils RPD ≤ 50% for results >2x Reporting Limit	None taken.
Method Blank	< RLs	Meets criteria.
Equipment Blanks	< RLs	None taken.
Initial and Continuing Calibration	% RSD ≤ 15%, "r" ≥ 0.990 % difference or drift ≤ 30%	No issues narrated.

Laboratory Control Samples (Blank Spike)	Percent recovery 40-140% for base-neutrals and 30-130% for acid compounds	Meets criteria.
Surrogates	Percent recovery 30-130%	Meets criteria.
Site Specific Matrix Spikes and Matrix Spike Duplicates	Percent recovery 40-140% for base-neutrals and 30-130% for acid compounds	Meets criteria.
Quantitation Limits	Dilutions	No dilutions.
Tentatively Identified Compounds		N/A
Other QC data		N/A

DATA USABILITY EVALUATION WORKSHEET

Project Name: Greenwich High School
Laboratory: Con-Test Analytical Laboratory

Sample Delivery Group Number: 17K0813
Date Samples Collected: 11/14/2017
Number of Samples Collected: 12
Analysis: EPA Method 680 Modified
Reviewer: Elizabeth Doerfler

Describe the intended use of the data:
The data will be used for evaluating site-wide groundwater conditions. The data have met the reasonable confidence requirements with the exceptions noted below. In addition, the data appear valid as reported and may be used for decision making purposes. No data were rejected.

Nonconformance DQA Review Elements	Criteria	Briefly Summarize DQA Nonconformances
Laboratory Report Inspection		Complete
Chain of Custody Evaluation	Analyses agree with COC	COC accompanied samples, analyses agree with COC.
Sample Preservation and Holding Time Evaluation	< 6 ° C Extraction 7 days (aqueous), 14 days (soil); 40 days to analysis (aqueous and soil)	2.8°C
Percent Solids	> 30%	N/A
Field Duplicate	Soils RPD ≤ 30% for results >2x Reporting Limit	None taken.
Method Blank	< RLs	Meets criteria.
Equipment Blanks	< RLs	None taken.
Initial and Continuing Calibration	IC: RSD <20% CCV: %D <20%	No issues narrated.
Laboratory Control Samples (Blank Spike)	Qualifiers listed in Quality Control Data	Meets criteria.
Surrogates	Two surrogates to be spiked for all samples; Percent recovery meets	EPA Method 680 requires the use of two surrogates. ConTest reported only one surrogate. Therefore, based on professional judgment, all positive and nondetect PCB homologue group

	laboratory established limits.	results as well as the total PCB homologue results for all samples were qualified as estimated because of the lack of a second surrogate.
Site Specific Matrix Spikes and Matrix Spike Duplicates	Relative difference <40% Lab limits for %R 0-200%	MS/MSD not analyzed in this data set.
Quantitation Limits	Dilutions	No dilutions.
Other QC data		N/A

DATA USABILITY EVALUATION WORKSHEET

Project Name: Greenwich High School
Laboratory: Con-Test Analytical Laboratory

Sample Delivery Group Number: 17K0912
Date Samples Collected: 11/15/2017
Number of Samples Collected: 10
Analysis: EPA Method 680 Modified
Reviewer: Elizabeth Doerfler

Describe the intended use of the data:
The data will be used for evaluating site-wide groundwater conditions. The data have met the reasonable confidence requirements with the exceptions noted below. In addition, the data appear valid as reported and may be used for decision making purposes. No data were rejected.

Nonconformance DQA Review Elements	Criteria	Briefly Summarize DQA Nonconformances
Laboratory Report Inspection		Complete
Chain of Custody Evaluation	Analyses agree with COC	COC accompanied samples, analyses agree with COC.
Sample Preservation and Holding Time Evaluation	< 6 ° C Extraction 7 days (aqueous), 14 days (soil); 40 days to analysis (aqueous and soil)	2.8, 2.9°C
Percent Solids	> 30%	N/A
Field Duplicate	Soils RPD ≤ 30% for results >2x Reporting Limit	17K0912-05; MW-S15-111517-1 and 17K0912-06; MW-S15-111517-2: RPD for Monochlorobiphenyls >30%. Sample results for Monochlorobiphenyls considered to be estimated.
Method Blank	< RLs	Meets criteria.
Equipment Blanks	< RLs	None taken.
Initial and Continuing Calibration	IC: RSD <20% CCV: %D <20%	No issues narrated.
Laboratory Control Samples (Blank Spike)	Qualifiers listed in Quality Control Data	Meets criteria.
Surrogates	Two surrogates to be spiked for all samples; Percent recovery meets	EPA Method 680 requires the use of two surrogates. ConTest reported only one surrogate. Therefore, based on professional judgment, all positive and nondetect PCB homologue group

	laboratory established limits.	results as well as the total PCB homologue results for all samples were qualified as estimated because of the lack of a second surrogate.
Site Specific Matrix Spikes and Matrix Spike Duplicates	Relative difference <40% Lab limits for %R 0-200%	Meets criteria.
Quantitation Limits	Dilutions	No dilutions.
Other QC data		N/A

DATA USABILITY EVALUATION WORKSHEET

Project Name: Greenwich High School
Laboratory: Con-Test Analytical Laboratory

Sample Delivery Group Number: 17K1027
Date Samples Collected: 11/16/2017
Number of Samples Collected: 13
Analysis: EPA Method 680 Modified
Reviewer: Elizabeth Doerfler

Describe the intended use of the data:
The data will be used for evaluating site-wide groundwater conditions. The data have met the reasonable confidence requirements with the exceptions noted below. In addition, the data appear valid as reported and may be used for decision making purposes. No data were rejected.

Nonconformance DQA Review Elements	Criteria	Briefly Summarize DQA Nonconformances
Laboratory Report Inspection		Complete
Chain of Custody Evaluation	Analyses agree with COC	COC accompanied samples, analyses agree with COC.
Sample Preservation and Holding Time Evaluation	< 6 ° C Extraction 7 days (aqueous), 14 days (soil); 40 days to analysis (aqueous and soil)	3.7, 3.8°C
Percent Solids	> 30%	N/A
Field Duplicate	Soils RPD ≤ 30% for results >2x Reporting Limit	17K1027-07; MW-R20-111617-1 and 17K1027-08; MW-R20-111617-2: Meets criteria.
Method Blank	< RLs	Meets criteria.
Equipment Blanks	< RLs	None taken.
Initial and Continuing Calibration	IC: RSD <20% CCV: %D <20%	No issues narrated.
Laboratory Control Samples (Blank Spike)	Qualifiers listed in Quality Control Data	Meets criteria.
Surrogates	Two surrogates to be spiked for all samples; Percent recovery meets	EPA Method 680 requires the use of two surrogates. ConTest reported only one surrogate. Therefore, based on professional judgment, all positive and nondetect PCB homologue group

	laboratory established limits.	results as well as the total PCB homologue results for all samples were qualified as estimated because of the lack of a second surrogate.
Site Specific Matrix Spikes and Matrix Spike Duplicates	Relative difference <40% Lab limits for %R 0-200%	Meets criteria.
Quantitation Limits	Dilutions	No dilutions.
Other QC data		N/A

DATA USABILITY EVALUATION WORKSHEET

Project Name: Greenwich High School
Laboratory: Phoenix Environmental Laboratories

Sample Delivery Group Number: GBZ41605
Date Samples Collected: 11/14/2017
Number of Samples Collected: 4
Analysis: SW846 6010C
Reviewer: Elizabeth Doerfler

Describe the intended use of the data:
The data will be used for evaluating site-wide groundwater conditions. The data have met the reasonable confidence requirements with the exceptions noted below. In addition, the data appear valid as reported and may be used for decision making purposes. No data were rejected.

Nonconformance DQA Review Elements	Criteria	Briefly Summarize DQA Nonconformances
Laboratory Report Inspection		Complete
Reasonable Confidence Evaluation	You have Reasonable Confidence if the answers to questions 1, 1A, and 1B are Yes.	Meets criteria.
Chain of Custody Evaluation	Analyses agree with COC	COC accompanied samples, analyses agree with COC.
Sample Preservation and Holding Time Evaluation	< 6 ° C 180 days	3.6°C
Percent Solids	> 30%	N/A
Field Duplicate	Soils RPD ≤ 50% for results >2x Reporting Limit	None taken.
Method Blank	< RLs	Meets criteria.
Equipment Blanks	< RLs	None taken.
Initial and Continuing Calibration	ICV, CCV ±10% of true value	No issues narrated.
Laboratory Control Samples (Blank Spike)	LCS recoveries ±20% for aqueous media and within vendor control	Meets criteria.

	(95% confidence limits) for solids	
Site Specific Matrix Spikes and Matrix Spike Duplicates	MS percent recovery 75-125% MSD for solids if conc >5x RL, RPD <35%. If conc. < 5x RL, difference ± 2x RL	Meets criteria.
Quantitation Limits	Dilutions	BZ41608; MW-AJ13-111417-1: Sample result for Zinc from 10x dilution.
Tentatively Identified Compounds		N/A
Other QC data		N/A

DATA USABILITY EVALUATION WORKSHEET

Project Name: Greenwich High School
Laboratory: Phoenix Environmental Laboratories

Sample Delivery Group Number: GBZ41605
Date Samples Collected: 11/14/2017
Number of Samples Collected: 4
Analysis: SM3113B/SW7010-04
Reviewer: Elizabeth Doerfler

Describe the intended use of the data:
The data will be used for evaluating site-wide groundwater conditions. The data have met the reasonable confidence requirements with the exceptions noted below. In addition, the data appear valid as reported and may be used for decision making purposes. No data were rejected.

Nonconformance DQA Review Elements	Criteria	Briefly Summarize DQA Nonconformances
Laboratory Report Inspection		Complete
Reasonable Confidence Evaluation	You have Reasonable Confidence if the answers to questions 1, 1A, and 1B are Yes.	Meets criteria.
Chain of Custody Evaluation	Analyses agree with COC	COC accompanied samples, analyses agree with COC.
Sample Preservation and Holding Time Evaluation	< 6 ° C 180 days	3.6°C
Percent Solids	> 30%	N/A
Field Duplicate	Soils RPD ≤ 50% for results >2x Reporting Limit	None taken.
Method Blank	< RLs	Meets criteria.
Equipment Blanks	< RLs	None taken.
Initial and Continuing Calibration	ICV, CCV ±10% of true value	No issues narrated.
Laboratory Control Samples (Blank Spike)	LCS recoveries ±20% for aqueous media and within vendor control	Meets criteria.

	(95% confidence limits) for solids	
Site Specific Matrix Spikes and Matrix Spike Duplicates	MS percent recovery 75-125% MSD for solids if conc >5x RL, RPD <35%. If conc. < 5x RL, difference ± 2x RL	Meets criteria.
Quantitation Limits	Dilutions	No dilutions.
Tentatively Identified Compounds		N/A
Other QC data		N/A

DATA USABILITY EVALUATION WORKSHEET

Project Name: Greenwich High School
Laboratory: Phoenix Environmental Laboratories

Sample Delivery Group Number: GBZ41605
Date Samples Collected: 11/14/2017
Number of Samples Collected: 4
Analysis: SW846 7470A
Reviewer: Elizabeth Doerfler

Describe the intended use of the data:
The data will be used for evaluating site-wide groundwater conditions. The data have met the reasonable confidence requirements with the exceptions noted below. In addition, the data appear valid as reported and may be used for decision making purposes. No data were rejected.

Nonconformance DQA Review Elements	Criteria	Briefly Summarize DQA Nonconformances
Laboratory Report Inspection		Complete
Reasonable Confidence Evaluation	You have Reasonable Confidence if the answers to questions 1, 1A, and 1B are Yes.	Meets criteria.
Chain of Custody Evaluation	Analyses agree with COC	COC accompanied samples, analyses agree with COC.
Sample Preservation and Holding Time Evaluation	< 6 ° C 28 days	3.6°C
Percent Solids	> 30%	N/A
Field Duplicate	Soils RPD ≤ 50% for results >2x Reporting Limit	None taken.
Method Blank	< RLs	Meets criteria.
Equipment Blanks	< RLs	None taken.
Initial and Continuing Calibration	"r" ≥ 0.995 ICV ±10% of true value CCV ±20% of true value	No issues narrated.
Laboratory Control Samples (Blank Spike)	LCS recoveries ±20% for aqueous media and within vendor control	Meets criteria.

	(95% confidence limits) for solids	
Site Specific Matrix Spikes and Matrix Spike Duplicates	MS percent recovery 75-125% MSD for solids if conc >5x RL, RPD <35%. If conc. < 5x RL, difference ± RL	Meets criteria.
Quantitation Limits	Dilutions	No dilutions.
Tentatively Identified Compounds		N/A
Other QC data		N/A

DATA USABILITY EVALUATION WORKSHEET

Project Name: Greenwich High School
Laboratory: Phoenix Environmental Laboratories

Sample Delivery Group Number: GBZ41605
Date Samples Collected: 11/14/2017
Number of Samples Collected: 4
Analysis: SW846 8270D SIM
Reviewer: Elizabeth Doerfler

Describe the intended use of the data:
The data will be used for evaluating site-wide groundwater conditions. The data have met the reasonable confidence requirements with the exceptions noted below. In addition, the data appear valid as reported and may be used for decision making purposes. No data were rejected.

Nonconformance DQA Review Elements	Criteria	Briefly Summarize DQA Nonconformances
Laboratory Report Inspection		Complete
Reasonable Confidence Evaluation	You have Reasonable Confidence if the answers to questions 1, 1A, and 1B are Yes.	Meets criteria.
Chain of Custody Evaluation	Analyses agree with COC	COC accompanied samples, analyses agree with COC.
Sample Preservation and Holding Time Evaluation	<6 °C Extraction 7 days (aqueous), 14 days (soil); 40 days to analysis (aqueous and soil)	3.6°C
Percent Solids	> 30%	N/A
Field Duplicate	Soils RPD ≤ 50% for results >2x Reporting Limit	None taken.
Method Blank	< RLs	Meets criteria.
Equipment Blanks	< RLs	None taken.
Initial and Continuing Calibration	% RSD ≤ 15%, "r" ≥ 0.990 % difference or drift ≤ 30%	Initial Calibration Verification (CHEM04/SIM_1113): The following compounds had %RSDs >20%: Chrysene 23% (20%).

Laboratory Control Samples (Blank Spike)	Percent recovery 40-140% for base-neutrals and 30-130% for acid compounds	BZ4029: All LCS/LCSD RPDs were less than 20% with the following exceptions: Indeno(1,2,3-cd)pyrene(33.1%); OK, all sample results ND.
Surrogates	Percent recovery 30-130%	Meets criteria.
Site Specific Matrix Spikes and Matrix Spike Duplicates	Percent recovery 40-140% for base-neutrals and 30-130% for acid compounds	MS/MSD not analyzed in this data set.
Quantitation Limits	Dilutions	No dilutions.
Tentatively Identified Compounds		N/A
Other QC data		N/A

DATA USABILITY EVALUATION WORKSHEET

Project Name: Greenwich High School
Laboratory: Phoenix Environmental Laboratories

Sample Delivery Group Number: GBZ42340
Date Samples Collected: 11/15/2018
Number of Samples Collected: 5
Analysis: SW846 6010C
Reviewer: Elizabeth Doerfler

Describe the intended use of the data:
The data will be used for evaluating site-wide groundwater conditions. The data have met the reasonable confidence requirements with the exceptions noted below. In addition, the data appear valid as reported and may be used for decision making purposes. No data were rejected.

Nonconformance DQA Review Elements	Criteria	Briefly Summarize DQA Nonconformances
Laboratory Report Inspection		Complete
Reasonable Confidence Evaluation	You have Reasonable Confidence if the answers to questions 1, 1A, and 1B are Yes.	Meets criteria.
Chain of Custody Evaluation	Analyses agree with COC	COC accompanied samples, analyses agree with COC.
Sample Preservation and Holding Time Evaluation	< 6 ° C 180 days	2.4°C
Percent Solids	> 30%	N/A
Field Duplicate	Soils RPD ≤ 50% for results >2x Reporting Limit	BZ42342; MW-S15-111517-1 and BZ42343; MW-S15-111517-2: Vanadium RPD > 50%. Sample results for Vanadium considered to be estimated.
Method Blank	< RLs	Meets criteria.
Equipment Blanks	< RLs	None taken.
Initial and Continuing Calibration	ICV, CCV ±10% of true value	No issues narrated.
Laboratory Control Samples (Blank Spike)	LCS recoveries ±20% for aqueous media and within vendor control	Meets criteria.

	(95% confidence limits) for solids	
Site Specific Matrix Spikes and Matrix Spike Duplicates	MS percent recovery 75-125% MSD for solids if conc >5x RL, RPD <35%. If conc. < 5x RL, difference ± 2x RL	Meets criteria.
Quantitation Limits	Dilutions	No dilutions.
Tentatively Identified Compounds		N/A
Other QC data		N/A

DATA USABILITY EVALUATION WORKSHEET

Project Name: Greenwich High School
Laboratory: Phoenix Environmental Laboratories

Sample Delivery Group Number: GBZ42340
Date Samples Collected: 11/15/2017
Number of Samples Collected: 5
Analysis: SM3113B/SW7010-04
Reviewer: Elizabeth Doerfler

Describe the intended use of the data:
The data will be used for evaluating site-wide groundwater conditions. The data have met the reasonable confidence requirements with the exceptions noted below. In addition, the data appear valid as reported and may be used for decision making purposes. No data were rejected.

Nonconformance DQA Review Elements	Criteria	Briefly Summarize DQA Nonconformances
Laboratory Report Inspection		Complete
Reasonable Confidence Evaluation	You have Reasonable Confidence if the answers to questions 1, 1A, and 1B are Yes.	Meets criteria.
Chain of Custody Evaluation	Analyses agree with COC	COC accompanied samples, analyses agree with COC.
Sample Preservation and Holding Time Evaluation	< 6 ° C 180 days	2.4°C
Percent Solids	> 30%	N/A
Field Duplicate	Soils RPD ≤ 50% for results >2x Reporting Limit	BZ42342; MW-S15-111517-1 and BZ42343; MW-S15-111517-2: Meets criteria.
Method Blank	< RLs	Meets criteria.
Equipment Blanks	< RLs	None taken.
Initial and Continuing Calibration	ICV, CCV ±10% of true value	No issues narrated.
Laboratory Control Samples (Blank Spike)	LCS recoveries ±20% for aqueous media and within vendor control	Meets criteria.

	(95% confidence limits) for solids	
Site Specific Matrix Spikes and Matrix Spike Duplicates	MS percent recovery 75-125% MSD for solids if conc >5x RL, RPD <35%. If conc. < 5x RL, difference ± 2x RL	Meets criteria.
Quantitation Limits	Dilutions	No dilutions.
Tentatively Identified Compounds		N/A
Other QC data		N/A

DATA USABILITY EVALUATION WORKSHEET

Project Name: Greenwich High School
Laboratory: Phoenix Environmental Laboratories

Sample Delivery Group Number: GBZ42340
Date Samples Collected: 11/15/2017
Number of Samples Collected: 5
Analysis: SW846 7470A
Reviewer: Elizabeth Doerfler

Describe the intended use of the data:
The data will be used for evaluating site-wide groundwater conditions. The data have met the reasonable confidence requirements with the exceptions noted below. In addition, the data appear valid as reported and may be used for decision making purposes. No data were rejected.

Nonconformance DQA Review Elements	Criteria	Briefly Summarize DQA Nonconformances
Laboratory Report Inspection		Complete
Reasonable Confidence Evaluation	You have Reasonable Confidence if the answers to questions 1, 1A, and 1B are Yes.	Meets criteria.
Chain of Custody Evaluation	Analyses agree with COC	COC accompanied samples, analyses agree with COC.
Sample Preservation and Holding Time Evaluation	< 6 ° C 28 days	2.4°C
Percent Solids	> 30%	N/A
Field Duplicate	Soils RPD ≤ 50% for results >2x Reporting Limit	BZ42342; MW-S15-111517-1 and BZ42343; MW-S15-111517-2: Meets criteria.
Method Blank	< RLs	Meets criteria.
Equipment Blanks	< RLs	None taken.
Initial and Continuing Calibration	"r" ≥ 0.995 ICV ±10% of true value CCV ±20% of true value	No issues narrated.
Laboratory Control Samples (Blank Spike)	LCS recoveries ±20% for aqueous media and within vendor control	Meets criteria.

	(95% confidence limits) for solids	
Site Specific Matrix Spikes and Matrix Spike Duplicates	MS percent recovery 75-125% MSD for solids if conc >5x RL, RPD <35%. If conc. < 5x RL, difference ± RL	Meets criteria.
Quantitation Limits	Dilutions	No dilutions.
Tentatively Identified Compounds		N/A
Other QC data		N/A

DATA USABILITY EVALUATION WORKSHEET

Project Name: Greenwich High School
Laboratory: Phoenix Environmental Laboratories

Sample Delivery Group Number: GBZ42340
Date Samples Collected: 11/15/2017
Number of Samples Collected: 5
Analysis: SW846 8270D SIM
Reviewer: Elizabeth Doerfler

Describe the intended use of the data:
The data will be used for evaluating site-wide groundwater conditions. The data have met the reasonable confidence requirements with the exceptions noted below. In addition, the data appear valid as reported and may be used for decision making purposes. No data were rejected.

Nonconformance DQA Review Elements	Criteria	Briefly Summarize DQA Nonconformances
Laboratory Report Inspection		Complete
Reasonable Confidence Evaluation	You have Reasonable Confidence if the answers to questions 1, 1A, and 1B are Yes.	Meets criteria.
Chain of Custody Evaluation	Analyses agree with COC	COC accompanied samples, analyses agree with COC.
Sample Preservation and Holding Time Evaluation	<6 °C Extraction 7 days (aqueous), 14 days (soil); 40 days to analysis (aqueous and soil)	2.4°C
Percent Solids	> 30%	N/A
Field Duplicate	Soils RPD ≤ 50% for results >2x Reporting Limit	BZ42342; MW-S15-111517-1 and BZ42343; MW-S15-111517-2: Meets criteria.
Method Blank	< RLs	QC Batch 410120; BZ42340, BZ42341, BZ42342, BZ42343: A trace amount of an analyte was found in blank but were not reported in the sample(s), therefore no bias is suspected. (Acenaphthylene) A trace amount of an analyte was found in blank. Due to the concentration in the blank relative to the samples, no bias is suspected. (Acenaphthene(BZ42340)) Analyte was found in blank. A high bias is suspected. (2-Methylnaphthalene(BZ42340), Fluorene(BZ42340), Naphthalene(BZ42340), Phenanthrene(BZ42340))

Equipment Blanks	< RLs	None taken.
Initial and Continuing Calibration	% RSD ≤ 15%, "r" ≥ 0.990 % difference or drift ≤ 30%	CHEM04/SIM_1113: The following compounds had %RSDs >20%: Chrysene 23% (20%)
Laboratory Control Samples (Blank Spike)	Percent recovery 40-140% for base-neutrals and 30-130% for acid compounds	QC Batch 410120; BZ42340, BZ42341, BZ42342, BZ42343: The LCS/LCSD RPD exceeds the method criteria for one or more analytes, but these analytes were not reported in the sample(s) so no variability is suspected. (Indeno(1,2,3-cd)pyrene)
Surrogates	Percent recovery 30-130%	QC Batch 410107; BZ42344: One or more surrogates is outside of criteria. (% Terphenyl-d14) The LCS/LCSD RPD exceeds the method criteria for one or more surrogates, therefore there may be variability in the reported result. (% 2-Fluorobiphenyl, % Nitrobenzene-d5, % Terphenyl-d14) The MS/MSD RPD exceeds the method criteria for one or more surrogates, therefore there may be variability in the reported result. (% Nitrobenzene-d5)
Site Specific Matrix Spikes and Matrix Spike Duplicates	Percent recovery 40-140% for base-neutrals and 30-130% for acid compounds	QC Batch 410107; BZ42344: The LCS/LCSD recovery is acceptable. One or more analytes in the site specific matrix spike recovery is below the method criteria, therefore a low bias is likely. (Acenaphthylene, Benzo(a)pyrene) The MS/MSD RPD exceeds the method criteria for one or more analytes, therefore there may be variability in the reported result. (Benzo(a)pyrene, Pyrene)
Quantitation Limits	Dilutions	No dilutions.
Tentatively Identified Compounds		N/A
Other QC data		N/A

DATA USABILITY EVALUATION WORKSHEET

Project Name: Greenwich High School
Laboratory: Phoenix Environmental Laboratories

Sample Delivery Group Number: GBZ43600
Date Samples Collected: 11/16/2017
Number of Samples Collected: 1
Analysis: SW846 6010C
Reviewer: Elizabeth Doerfler

Describe the intended use of the data:
The data will be used for evaluating site-wide groundwater conditions. The data have met the reasonable confidence requirements with the exceptions noted below. In addition, the data appear valid as reported and may be used for decision making purposes. No data were rejected.

Nonconformance DQA Review Elements	Criteria	Briefly Summarize DQA Nonconformances
Laboratory Report Inspection		Complete
Reasonable Confidence Evaluation	You have Reasonable Confidence if the answers to questions 1, 1A, and 1B are Yes.	Meets criteria.
Chain of Custody Evaluation	Analyses agree with COC	COC accompanied samples, analyses agree with COC.
Sample Preservation and Holding Time Evaluation	< 6 ° C 180 days	4.6°C
Percent Solids	> 30%	N/A
Field Duplicate	Soils RPD ≤ 50% for results >2x Reporting Limit	None taken.
Method Blank	< RLs	Meets criteria.
Equipment Blanks	< RLs	None taken.
Initial and Continuing Calibration	ICV, CCV ±10% of true value	No issues narrated.
Laboratory Control Samples (Blank Spike)	LCS recoveries ±20% for aqueous media and within vendor control	Meets criteria.

	(95% confidence limits) for solids	
Site Specific Matrix Spikes and Matrix Spike Duplicates	MS percent recovery 75-125% MSD for solids if conc >5x RL, RPD <35%. If conc. < 5x RL, difference ± 2x RL	Meets criteria.
Quantitation Limits	Dilutions	No dilutions.
Tentatively Identified Compounds		N/A
Other QC data		N/A

DATA USABILITY EVALUATION WORKSHEET

Project Name: Greenwich High School
Laboratory: Phoenix Environmental Laboratories

Sample Delivery Group Number: GBZ43600
Date Samples Collected: 11/16/2017
Number of Samples Collected: 1
Analysis: SM3113B/SW7010-04
Reviewer: Elizabeth Doerfler

Describe the intended use of the data:
The data will be used for evaluating site-wide groundwater conditions. The data have met the reasonable confidence requirements with the exceptions noted below. In addition, the data appear valid as reported and may be used for decision making purposes. No data were rejected.

Nonconformance DQA Review Elements	Criteria	Briefly Summarize DQA Nonconformances
Laboratory Report Inspection		Complete
Reasonable Confidence Evaluation	You have Reasonable Confidence if the answers to questions 1, 1A, and 1B are Yes.	Meets criteria.
Chain of Custody Evaluation	Analyses agree with COC	COC accompanied samples, analyses agree with COC.
Sample Preservation and Holding Time Evaluation	< 6 ° C 180 days	4.6°C
Percent Solids	> 30%	N/A
Field Duplicate	Soils RPD ≤ 50% for results >2x Reporting Limit	None taken.
Method Blank	< RLs	Meets criteria.
Equipment Blanks	< RLs	None taken.
Initial and Continuing Calibration	ICV, CCV ±10% of true value	No issues narrated.
Laboratory Control Samples (Blank Spike)	LCS recoveries ±20% for aqueous media and within vendor control	Meets criteria.

	(95% confidence limits) for solids	
Site Specific Matrix Spikes and Matrix Spike Duplicates	MS percent recovery 75-125% MSD for solids if conc >5x RL, RPD <35%. If conc. < 5x RL, difference ± 2x RL	Meets criteria.
Quantitation Limits	Dilutions	No dilutions.
Tentatively Identified Compounds		N/A
Other QC data		N/A

DATA USABILITY EVALUATION WORKSHEET

Project Name: Greenwich High School
Laboratory: Phoenix Environmental Laboratories

Sample Delivery Group Number: GBZ43600
Date Samples Collected: 11/16/2017
Number of Samples Collected: 1
Analysis: SW846 7470A
Reviewer: Elizabeth Doerfler

Describe the intended use of the data:
The data will be used for evaluating site-wide groundwater conditions. The data have met the reasonable confidence requirements with the exceptions noted below. In addition, the data appear valid as reported and may be used for decision making purposes. No data were rejected.

Nonconformance DQA Review Elements	Criteria	Briefly Summarize DQA Nonconformances
Laboratory Report Inspection		Complete
Reasonable Confidence Evaluation	You have Reasonable Confidence if the answers to questions 1, 1A, and 1B are Yes.	Meets criteria.
Chain of Custody Evaluation	Analyses agree with COC	COC accompanied samples, analyses agree with COC.
Sample Preservation and Holding Time Evaluation	< 6 ° C 28 days	4.6°C
Percent Solids	> 30%	N/A
Field Duplicate	Soils RPD ≤ 50% for results >2x Reporting Limit	None taken.
Method Blank	< RLs	Meets criteria.
Equipment Blanks	< RLs	None taken.
Initial and Continuing Calibration	"r" ≥ 0.995 ICV ±10% of true value CCV ±20% of true value	No issues narrated.
Laboratory Control Samples (Blank Spike)	LCS recoveries ±20% for aqueous media and within vendor control	Meets criteria.

	(95% confidence limits) for solids	
Site Specific Matrix Spikes and Matrix Spike Duplicates	MS percent recovery 75-125% MSD for solids if conc >5x RL, RPD <35%. If conc. < 5x RL, difference ± RL	Meets criteria.
Quantitation Limits	Dilutions	No dilutions.
Tentatively Identified Compounds		N/A
Other QC data		N/A

DATA USABILITY EVALUATION WORKSHEET

Project Name: Greenwich High School
Laboratory: Phoenix Environmental Laboratories

Sample Delivery Group Number: GBZ43600
Date Samples Collected: 11/16/2017
Number of Samples Collected: 1
Analysis: SW846 8270D SIM
Reviewer: Elizabeth Doerfler

Describe the intended use of the data:
The data will be used for evaluating site-wide groundwater conditions. The data have met the reasonable confidence requirements with the exceptions noted below. In addition, the data appear valid as reported and may be used for decision making purposes. No data were rejected.

Nonconformance DQA Review Elements	Criteria	Briefly Summarize DQA Nonconformances
Laboratory Report Inspection		Complete
Reasonable Confidence Evaluation	You have Reasonable Confidence if the answers to questions 1, 1A, and 1B are Yes.	Meets criteria.
Chain of Custody Evaluation	Analyses agree with COC	COC accompanied samples, analyses agree with COC.
Sample Preservation and Holding Time Evaluation	<6 °C Extraction 7 days (aqueous), 14 days (soil); 40 days to analysis (aqueous and soil)	4.6°C
Percent Solids	> 30%	N/A
Field Duplicate	Soils RPD ≤ 50% for results >2x Reporting Limit	None taken.
Method Blank	< RLs	Meets criteria.
Equipment Blanks	< RLs	None taken.
Initial and Continuing Calibration	% RSD ≤ 15%, "r" ≥ 0.990 % difference or drift ≤ 30%	No issues narrated.

Laboratory Control Samples (Blank Spike)	Percent recovery 40-140% for base-neutrals and 30-130% for acid compounds	Meets criteria.
Surrogates	Percent recovery 30-130%	Meets criteria.
Site Specific Matrix Spikes and Matrix Spike Duplicates	Percent recovery 40-140% for base-neutrals and 30-130% for acid compounds	Meets criteria.
Quantitation Limits	Dilutions	No dilutions.
Tentatively Identified Compounds		N/A
Other QC data		N/A

DATA USABILITY EVALUATION WORKSHEET

Project Name: Greenwich High School
Laboratory: Con-Test Analytical Laboratory

Sample Delivery Group Number: 18C0227
Date Samples Collected: 3/6/2018
Number of Samples Collected: 12
Analysis: EPA Method 680 Modified
Reviewer: Elizabeth Doerfler

Describe the intended use of the data:
The data will be used for evaluating site-wide groundwater conditions. The data have met the reasonable confidence requirements with the exceptions noted below. In addition, the data appear valid as reported and may be used for decision making purposes. No data were rejected.

Nonconformance DQA Review Elements	Criteria	Briefly Summarize DQA Nonconformances
Laboratory Report Inspection		Complete
Chain of Custody Evaluation	Analyses agree with COC	COC accompanied samples, analyses agree with COC.
Sample Preservation and Holding Time Evaluation	< 6 ° C Extraction 7 days (aqueous), 14 days (soil); 40 days to analysis (aqueous and soil)	4.4, 3.6°C 18C0227-07RE1; MW-S15-030618-1, 18C0227-08RE2; MW-AH16R-030618-1, 18C0227-09RE2; MW-Y15-030618-1: Sample was extracted past the recommended holding time.
Percent Solids	> 30%	N/A
Field Duplicate	Soils RPD ≤ 30% for results >2x Reporting Limit	18C0227-07; MW-S15-030618-1 and 18C0227-12; MW-S15-030618-2: Dichlorobiphenyls and Pentachlorobiphenyls RPD >30%. Sample results for Dichlorobiphenyls and Pentachlorobiphenyls are considered to be estimated.
Method Blank	< RLs	Meets criteria.
Equipment Blanks	< RLs	None taken.
Initial and Continuing Calibration	IC: RSD <20% CCV: %D <20%	No issues narrated.
Laboratory Control Samples (Blank Spike)	Qualifiers listed in Quality Control Data	Meets criteria.

Surrogates	Two surrogates to be spiked for all samples; Percent recovery meets laboratory established limits.	EPA Method 680 requires the use of two surrogates. ConTest reported only one surrogate. Therefore, based on professional judgment, all positive and nondetect PCB homologue group results as well as the total PCB homologue results for all samples were qualified as estimated because of the lack of a second surrogate. 18C0227-07; MW-S15-030618-1: Sample was re-extracted outside of holding time since surrogate standard recovery was outside of control limits. Data from analysis performed outside of holding time is also reported since surrogate recovery is acceptable. 18C0227-08; MW-AH16R-030618-1: Sample was re-extracted outside of holding time since surrogate standard recovery was outside of control limits in initial analysis. Initial data is reported since confirmation analysis also had unacceptable surrogate, confirming matrix interference. 18C0227-09; MW-Y15-030618-1: Sample was re-extracted outside of holding time since surrogate standard recovery was outside of control limits in initial analysis. Initial data is reported since confirmation analysis also had unacceptable surrogate, confirming matrix interference.
Site Specific Matrix Spikes and Matrix Spike Duplicates	Relative difference <40% Lab limits for %R 0-200%	Meets criteria.
Quantitation Limits	Dilutions	No dilutions.
Other QC data		N/A

DATA USABILITY EVALUATION WORKSHEET

Project Name: Greenwich High School
Laboratory: Con-Test Analytical Laboratory

Sample Delivery Group Number: 18C0346
Date Samples Collected: 3/6/2018 and 3/8/2018
Number of Samples Collected: 12
Analysis: EPA Method 680 Modified
Reviewer: Elizabeth Doerfler

Describe the intended use of the data:
The data will be used for evaluating site-wide groundwater conditions. The data have met the reasonable confidence requirements with the exceptions noted below. In addition, the data appear valid as reported and may be used for decision making purposes. No data were rejected.

Nonconformance DQA Review Elements	Criteria	Briefly Summarize DQA Nonconformances
Laboratory Report Inspection		Complete
Chain of Custody Evaluation	Analyses agree with COC	COC accompanied samples, analyses agree with COC.
Sample Preservation and Holding Time Evaluation	< 6 ° C Extraction 7 days (aqueous), 14 days (soil); 40 days to analysis (aqueous and soil)	3.2, 3.1, 4.4°C
Percent Solids	> 30%	N/A
Field Duplicate	Soils RPD ≤ 30% for results >2x Reporting Limit	18C0346-09; MW-R20-030818-1 and 18C0346-10; MW-R20-030818-2: Meets criteria.
Method Blank	< RLs	Meets criteria.
Equipment Blanks	< RLs	None taken.
Initial and Continuing Calibration	IC: RSD <20% CCV: %D <20%	No issues narrated.
Laboratory Control Samples (Blank Spike)	Qualifiers listed in Quality Control Data	Meets criteria.
Surrogates	Two surrogates to be spiked for all samples; Percent recovery meets	EPA Method 680 requires the use of two surrogates. ConTest reported only one surrogate. Therefore, based on professional judgment, all positive and nondetect PCB homologue group

	laboratory established limits.	results as well as the total PCB homologue results for all samples were qualified as estimated because of the lack of a second surrogate.
Site Specific Matrix Spikes and Matrix Spike Duplicates	Relative difference <40% Lab limits for %R 0-200%	Meets criteria.
Quantitation Limits	Dilutions	No dilutions.
Other QC data		N/A

DATA USABILITY EVALUATION WORKSHEET

Project Name: Greenwich High School
Laboratory: Con-Test Analytical Laboratory

Sample Delivery Group Number: 18C0412
Date Samples Collected: 3/8/2018 and 3/9/2018
Number of Samples Collected: 12
Analysis: EPA Method 680 Modified
Reviewer: Elizabeth Doerfler

Describe the intended use of the data:
The data will be used for evaluating site-wide groundwater conditions. The data have met the reasonable confidence requirements with the exceptions noted below. In addition, the data appear valid as reported and may be used for decision making purposes. No data were rejected.

Nonconformance DQA Review Elements	Criteria	Briefly Summarize DQA Nonconformances
Laboratory Report Inspection		Complete
Chain of Custody Evaluation	Analyses agree with COC	COC accompanied samples, analyses agree with COC.
Sample Preservation and Holding Time Evaluation	< 6 ° C Extraction 7 days (aqueous), 14 days (soil); 40 days to analysis (aqueous and soil)	2.6, 2.8, 2.2°C
Percent Solids	> 30%	N/A
Field Duplicate	Soils RPD ≤ 30% for results >2x Reporting Limit	None taken.
Method Blank	< RLs	Meets criteria.
Equipment Blanks	< RLs	None taken.
Initial and Continuing Calibration	IC: RSD <20% CCV: %D <20%	No issues narrated.
Laboratory Control Samples (Blank Spike)	Qualifiers listed in Quality Control Data	Meets criteria.
Surrogates	Two surrogates to be spiked for all samples; Percent recovery meets	EPA Method 680 requires the use of two surrogates. ConTest reported only one surrogate. Therefore, based on professional judgment, all positive and nondetect PCB homologue group

	laboratory established limits.	results as well as the total PCB homologue results for all samples were qualified as estimated because of the lack of a second surrogate.
Site Specific Matrix Spikes and Matrix Spike Duplicates	Relative difference <40% Lab limits for %R 0-200%	MS/MSD not analyzed in this data set.
Quantitation Limits	Dilutions	No dilutions.
Other QC data		N/A

DATA USABILITY EVALUATION WORKSHEET

Project Name: Greenwich High School
Laboratory: Phoenix Environmental Laboratories

Sample Delivery Group Number: GBZ99060
Date Samples Collected: 3/6/2018
Number of Samples Collected: 7
Analysis: SW846 6010C
Reviewer: Elizabeth Doerfler

Describe the intended use of the data:
The data will be used for evaluating site-wide groundwater conditions. The data have met the reasonable confidence requirements with the exceptions noted below. In addition, the data appear valid as reported and may be used for decision making purposes. No data were rejected.

Nonconformance DQA Review Elements	Criteria	Briefly Summarize DQA Nonconformances
Laboratory Report Inspection		Complete
Reasonable Confidence Evaluation	You have Reasonable Confidence if the answers to questions 1, 1A, and 1B are Yes.	Meets criteria.
Chain of Custody Evaluation	Analyses agree with COC	COC accompanied samples, analyses agree with COC.
Sample Preservation and Holding Time Evaluation	< 6 ° C 180 days	4.1°C
Percent Solids	> 30%	N/A
Field Duplicate	Soils RPD ≤ 50% for results >2x Reporting Limit	BZ99063; MW-S15-030618-1 and BZ99065; MW-S15-030618-2: Meets criteria.
Method Blank	< RLs	Meets criteria.
Equipment Blanks	< RLs	None taken.
Initial and Continuing Calibration	ICV, CCV ±10% of true value	No issues narrated.
Laboratory Control Samples (Blank Spike)	LCS recoveries ±20% for aqueous media and within vendor control	Meets criteria.

	(95% confidence limits) for solids	
Site Specific Matrix Spikes and Matrix Spike Duplicates	MS percent recovery 75-125% MSD for solids if conc >5x RL, RPD <35%. If conc. < 5x RL, difference ± 2x RL	Meets criteria.
Quantitation Limits	Dilutions	No dilutions.
Tentatively Identified Compounds		N/A
Other QC data		N/A

DATA USABILITY EVALUATION WORKSHEET

Project Name: Greenwich High School
Laboratory: Phoenix Environmental Laboratories

Sample Delivery Group Number: GBZ99060
Date Samples Collected: 3/6/2018
Number of Samples Collected: 7
Analysis: SW846 7470A
Reviewer: Elizabeth Doerfler

Describe the intended use of the data:
The data will be used for evaluating site-wide groundwater conditions. The data have met the reasonable confidence requirements with the exceptions noted below. In addition, the data appear valid as reported and may be used for decision making purposes. No data were rejected.

Nonconformance DQA Review Elements	Criteria	Briefly Summarize DQA Nonconformances
Laboratory Report Inspection		Complete
Reasonable Confidence Evaluation	You have Reasonable Confidence if the answers to questions 1, 1A, and 1B are Yes.	Meets criteria.
Chain of Custody Evaluation	Analyses agree with COC	COC accompanied samples, analyses agree with COC.
Sample Preservation and Holding Time Evaluation	< 6 ° C 28 days	4.1°C
Percent Solids	> 30%	N/A
Field Duplicate	Soils RPD ≤ 50% for results >2x Reporting Limit	BZ99063; MW-S15-030618-1 and BZ99065; MW-S15-030618-2: Meets criteria.
Method Blank	< RLs	Meets criteria.
Equipment Blanks	< RLs	None taken.
Initial and Continuing Calibration	"r" ≥ 0.995 ICV ±10% of true value CCV ±20% of true value	No issues narrated.
Laboratory Control Samples (Blank Spike)	LCS recoveries ±20% for aqueous media and within vendor control	Meets criteria.

	(95% confidence limits) for solids	
Site Specific Matrix Spikes and Matrix Spike Duplicates	MS percent recovery 75-125% MSD for solids if conc >5x RL, RPD <35%. If conc. < 5x RL, difference ± RL	Meets criteria.
Quantitation Limits	Dilutions	No dilutions.
Tentatively Identified Compounds		N/A
Other QC data		N/A

DATA USABILITY EVALUATION WORKSHEET

Project Name: Greenwich High School
Laboratory: Phoenix Environmental Laboratories

Sample Delivery Group Number: GBZ99060
Date Samples Collected: 3/6/2018
Number of Samples Collected: 7
Analysis: SW846 8270D SIM
Reviewer: Elizabeth Doerfler

Describe the intended use of the data:
The data will be used for evaluating site-wide groundwater conditions. The data have met the reasonable confidence requirements with the exceptions noted below. In addition, the data appear valid as reported and may be used for decision making purposes. No data were rejected.

Nonconformance DQA Review Elements	Criteria	Briefly Summarize DQA Nonconformances
Laboratory Report Inspection		Complete
Reasonable Confidence Evaluation	You have Reasonable Confidence if the answers to questions 1, 1A, and 1B are Yes.	Meets criteria.
Chain of Custody Evaluation	Analyses agree with COC	COC accompanied samples, analyses agree with COC.
Sample Preservation and Holding Time Evaluation	<6 °C Extraction 7 days (aqueous), 14 days (soil); 40 days to analysis (aqueous and soil)	4.1°C
Percent Solids	> 30%	N/A
Field Duplicate	Soils RPD ≤ 50% for results >2x Reporting Limit	BZ99063; MW-S15-030618-1 and BZ99065; MW-S15-030618-2: Meets criteria.
Method Blank	< RLs	Meets criteria.
Equipment Blanks	< RLs	None taken.
Initial and Continuing Calibration	% RSD ≤ 15%, "r" ≥ 0.990 % difference or drift ≤ 30%	No issues narrated.

Laboratory Control Samples (Blank Spike)	Percent recovery 40-140% for base-neutrals and 30-130% for acid compounds	Meets criteria.
Surrogates	Percent recovery 30-130%	Meets criteria.
Site Specific Matrix Spikes and Matrix Spike Duplicates	Percent recovery 40-140% for base-neutrals and 30-130% for acid compounds	QC Batch 421940 (Samples: BZ99060, BZ99061, BZ99062, BZ99063, BZ99064, BZ99065, BZ99066): The LCS/LCSD recovery is acceptable. One or more analytes in the site specific matrix spike recovery is below the method criteria, therefore a low bias is likely. (Benzo(ghi)perylene, Dibenz(a,h)anthracene, Indeno(1,2,3-cd)pyrene) The LCS/LCSD RPD exceeds the method criteria for one or more analytes, but these analytes were not reported in the sample(s) so no variability is suspected. (Acenaphthylene, Benz(a)anthracene, Benzo(a)pyrene, Benzo(ghi)perylene, Indeno(1,2,3-cd)pyrene, Pyrene) The LCS/LCSD RPD exceeds the method criteria for one or more surrogates. Both recoveries are within limits. No significant bias is suspected. (% Nitrobenzene-d5)
Quantitation Limits	Dilutions	No dilutions.
Tentatively Identified Compounds		N/A
Other QC data		N/A

DATA USABILITY EVALUATION WORKSHEET

Project Name: Greenwich High School
Laboratory: Phoenix Environmental Laboratories

Sample Delivery Group Number: GBZ99948
Date Samples Collected: 3/6/2018
Number of Samples Collected: 2
Analysis: SW846 6010C
Reviewer: Elizabeth Doerfler

Describe the intended use of the data:
The data will be used for evaluating site-wide groundwater conditions. The data have met the reasonable confidence requirements with the exceptions noted below. In addition, the data appear valid as reported and may be used for decision making purposes. No data were rejected.

Nonconformance DQA Review Elements	Criteria	Briefly Summarize DQA Nonconformances
Laboratory Report Inspection		Complete
Reasonable Confidence Evaluation	You have Reasonable Confidence if the answers to questions 1, 1A, and 1B are Yes.	Meets criteria.
Chain of Custody Evaluation	Analyses agree with COC	COC accompanied samples, analyses agree with COC.
Sample Preservation and Holding Time Evaluation	< 6 ° C 180 days	3.4°C
Percent Solids	> 30%	N/A
Field Duplicate	Soils RPD ≤ 50% for results >2x Reporting Limit	None taken.
Method Blank	< RLs	Meets criteria.
Equipment Blanks	< RLs	None taken.
Initial and Continuing Calibration	ICV, CCV ±10% of true value	No issues narrated.
Laboratory Control Samples (Blank Spike)	LCS recoveries ±20% for aqueous media and within vendor control	Meets criteria.

	(95% confidence limits) for solids	
Site Specific Matrix Spikes and Matrix Spike Duplicates	MS percent recovery 75-125% MSD for solids if conc >5x RL, RPD <35%. If conc. < 5x RL, difference ± 2x RL	Meets criteria.
Quantitation Limits	Dilutions	No dilutions.
Tentatively Identified Compounds		N/A
Other QC data		N/A

DATA USABILITY EVALUATION WORKSHEET

Project Name: Greenwich High School
Laboratory: Phoenix Environmental Laboratories

Sample Delivery Group Number: GBZ99948
Date Samples Collected: 3/6/2018
Number of Samples Collected: 2
Analysis: SW846 7470A
Reviewer: Elizabeth Doerfler

Describe the intended use of the data:
The data will be used for evaluating site-wide groundwater conditions. The data have met the reasonable confidence requirements with the exceptions noted below. In addition, the data appear valid as reported and may be used for decision making purposes. No data were rejected.

Nonconformance DQA Review Elements	Criteria	Briefly Summarize DQA Nonconformances
Laboratory Report Inspection		Complete
Reasonable Confidence Evaluation	You have Reasonable Confidence if the answers to questions 1, 1A, and 1B are Yes.	Meets criteria.
Chain of Custody Evaluation	Analyses agree with COC	COC accompanied samples, analyses agree with COC.
Sample Preservation and Holding Time Evaluation	< 6 ° C 28 days	3.4°C
Percent Solids	> 30%	N/A
Field Duplicate	Soils RPD ≤ 50% for results >2x Reporting Limit	None taken.
Method Blank	< RLs	Meets criteria.
Equipment Blanks	< RLs	None taken.
Initial and Continuing Calibration	"r" ≥ 0.995 ICV ±10% of true value CCV ±20% of true value	No issues narrated.
Laboratory Control Samples (Blank Spike)	LCS recoveries ±20% for aqueous media and within vendor control	Meets criteria.

	(95% confidence limits) for solids	
Site Specific Matrix Spikes and Matrix Spike Duplicates	MS percent recovery 75-125% MSD for solids if conc >5x RL, RPD <35%. If conc. < 5x RL, difference ± RL	MS/MSD not analyzed in this data set.
Quantitation Limits	Dilutions	No dilutions.
Tentatively Identified Compounds		N/A
Other QC data		N/A

DATA USABILITY EVALUATION WORKSHEET

Project Name: Greenwich High School
Laboratory: Phoenix Environmental Laboratories

Sample Delivery Group Number: GBZ99948
Date Samples Collected: 3/6/2018
Number of Samples Collected: 2
Analysis: SW846 8270D SIM
Reviewer: Elizabeth Doerfler

Describe the intended use of the data:
The data will be used for evaluating site-wide groundwater conditions. The data have met the reasonable confidence requirements with the exceptions noted below. In addition, the data appear valid as reported and may be used for decision making purposes. No data were rejected.

Nonconformance DQA Review Elements	Criteria	Briefly Summarize DQA Nonconformances
Laboratory Report Inspection		Complete
Reasonable Confidence Evaluation	You have Reasonable Confidence if the answers to questions 1, 1A, and 1B are Yes.	Meets criteria.
Chain of Custody Evaluation	Analyses agree with COC	COC accompanied samples, analyses agree with COC.
Sample Preservation and Holding Time Evaluation	<6 °C Extraction 7 days (aqueous), 14 days (soil); 40 days to analysis (aqueous and soil)	3.4°C
Percent Solids	> 30%	N/A
Field Duplicate	Soils RPD ≤ 50% for results >2x Reporting Limit	None taken.
Method Blank	< RLs	Meets criteria.
Equipment Blanks	< RLs	None taken.
Initial and Continuing Calibration	% RSD ≤ 15%, "r" ≥ 0.990 % difference or drift ≤ 30%	The following Initial Calibration compounds did not meet RSD% criteria: Benzo(ghi)perylene 23% (20%).

Laboratory Control Samples (Blank Spike)	Percent recovery 40-140% for base-neutrals and 30-130% for acid compounds	Meets criteria.
Surrogates	Percent recovery 30-130%	Meets criteria.
Site Specific Matrix Spikes and Matrix Spike Duplicates	Percent recovery 40-140% for base-neutrals and 30-130% for acid compounds	MS/MSD not analyzed in this data set.
Quantitation Limits	Dilutions	No dilutions.
Tentatively Identified Compounds		N/A
Other QC data		N/A

DATA USABILITY EVALUATION WORKSHEET

Project Name: Greenwich High School
Laboratory: Phoenix Environmental Laboratories

Sample Delivery Group Number: GCA00510
Date Samples Collected: 3/8/2018
Number of Samples Collected: 2
Analysis: SW846 6010C
Reviewer: Elizabeth Doerfler

Describe the intended use of the data:
The data will be used for evaluating site-wide groundwater conditions. The data have met the reasonable confidence requirements with the exceptions noted below. In addition, the data appear valid as reported and may be used for decision making purposes. No data were rejected.

Nonconformance DQA Review Elements	Criteria	Briefly Summarize DQA Nonconformances
Laboratory Report Inspection		Complete
Reasonable Confidence Evaluation	You have Reasonable Confidence if the answers to questions 1, 1A, and 1B are Yes.	Meets criteria.
Chain of Custody Evaluation	Analyses agree with COC	COC accompanied samples, analyses agree with COC.
Sample Preservation and Holding Time Evaluation	< 6 ° C 180 days	3.1°C
Percent Solids	> 30%	N/A
Field Duplicate	Soils RPD ≤ 50% for results >2x Reporting Limit	None taken.
Method Blank	< RLs	Meets criteria.
Equipment Blanks	< RLs	None taken.
Initial and Continuing Calibration	ICV, CCV ±10% of true value	No issues narrated.
Laboratory Control Samples (Blank Spike)	LCS recoveries ±20% for aqueous media and within vendor control	Meets criteria.

	(95% confidence limits) for solids	
Site Specific Matrix Spikes and Matrix Spike Duplicates	MS percent recovery 75-125% MSD for solids if conc >5x RL, RPD <35%. If conc. < 5x RL, difference ± 2x RL	Meets criteria.
Quantitation Limits	Dilutions	No dilutions.
Tentatively Identified Compounds		N/A
Other QC data		N/A

DATA USABILITY EVALUATION WORKSHEET

Project Name: Greenwich High School
Laboratory: Phoenix Environmental Laboratories

Sample Delivery Group Number: GCA00510
Date Samples Collected: 3/8/2018
Number of Samples Collected: 2
Analysis: SW846 6020B
Reviewer: Elizabeth Doerfler

Describe the intended use of the data:
The data will be used for evaluating site-wide groundwater conditions. The data have met the reasonable confidence requirements with the exceptions noted below. In addition, the data appear valid as reported and may be used for decision making purposes. No data were rejected.

Nonconformance DQA Review Elements	Criteria	Briefly Summarize DQA Nonconformances
Laboratory Report Inspection		Complete
Reasonable Confidence Evaluation	You have Reasonable Confidence if the answers to questions 1, 1A, and 1B are Yes.	Meets criteria.
Chain of Custody Evaluation	Analyses agree with COC	COC accompanied samples, analyses agree with COC.
Sample Preservation and Holding Time Evaluation	< 6 ° C 180 days Mercury 28 days	3.1°C
Percent Solids	> 30%	N/A
Field Duplicate	Soils RPD ≤ 50% for results >2x Reporting Limit	None taken.
Method Blank	< RLs	Meets criteria.
Equipment Blanks	< RLs	None taken.
Initial and Continuing Calibration	"r" ≥ 0.995 ICV, CCV ±10% of true value	No issues narrated.

Laboratory Control Samples (Blank Spike)	LCS recoveries ±20% for aqueous media and within vendor control (95% confidence limits) for solids	Meets criteria.
Site Specific Matrix Spikes and Matrix Spike Duplicates	MS percent recovery 75-125% MSD for solids if conc >5x RL, RPD <35%. If conc. < 5x RL, difference ± 2x RL	Meets criteria.
Quantitation Limits	Dilutions	CA00510; MW-AE8-030818-1: Sample diluted 2x. CA00511; MW-AA12-030818-1: Sample diluted 2x.
Tentatively Identified Compounds		N/A
Other QC data		N/A

DATA USABILITY EVALUATION WORKSHEET

Project Name: Greenwich High School
Laboratory: Phoenix Environmental Laboratories

Sample Delivery Group Number: GCA00510
Date Samples Collected: 3/8/2018
Number of Samples Collected: 2
Analysis: SW846 7470A
Reviewer: Elizabeth Doerfler

Describe the intended use of the data:
The data will be used for evaluating site-wide groundwater conditions. The data have met the reasonable confidence requirements with the exceptions noted below. In addition, the data appear valid as reported and may be used for decision making purposes. No data were rejected.

Nonconformance DQA Review Elements	Criteria	Briefly Summarize DQA Nonconformances
Laboratory Report Inspection		Complete
Reasonable Confidence Evaluation	You have Reasonable Confidence if the answers to questions 1, 1A, and 1B are Yes.	Meets criteria.
Chain of Custody Evaluation	Analyses agree with COC	COC accompanied samples, analyses agree with COC.
Sample Preservation and Holding Time Evaluation	< 6 ° C 28 days	3.1°C
Percent Solids	> 30%	N/A
Field Duplicate	Soils RPD ≤ 50% for results >2x Reporting Limit	None taken.
Method Blank	< RLs	Meets criteria.
Equipment Blanks	< RLs	None taken.
Initial and Continuing Calibration	"r" ≥ 0.995 ICV ±10% of true value CCV ±20% of true value	No issues narrated.
Laboratory Control Samples (Blank Spike)	LCS recoveries ±20% for aqueous media and within vendor control	Meets criteria.

	(95% confidence limits) for solids	
Site Specific Matrix Spikes and Matrix Spike Duplicates	MS percent recovery 75-125% MSD for solids if conc >5x RL, RPD <35%. If conc. < 5x RL, difference ± RL	Meets criteria.
Quantitation Limits	Dilutions	No dilutions.
Tentatively Identified Compounds		N/A
Other QC data		N/A

DATA USABILITY EVALUATION WORKSHEET

Project Name: Greenwich High School
Laboratory: Phoenix Environmental Laboratories

Sample Delivery Group Number: GCA00510
Date Samples Collected: 3/8/2018
Number of Samples Collected: 2
Analysis: SW846 8270D SIM
Reviewer: Elizabeth Doerfler

Describe the intended use of the data:
The data will be used for evaluating site-wide groundwater conditions. The data have met the reasonable confidence requirements with the exceptions noted below. In addition, the data appear valid as reported and may be used for decision making purposes. No data were rejected.

Nonconformance DQA Review Elements	Criteria	Briefly Summarize DQA Nonconformances
Laboratory Report Inspection		Complete
Reasonable Confidence Evaluation	You have Reasonable Confidence if the answers to questions 1, 1A, and 1B are Yes.	Meets criteria.
Chain of Custody Evaluation	Analyses agree with COC	COC accompanied samples, analyses agree with COC.
Sample Preservation and Holding Time Evaluation	<6 °C Extraction 7 days (aqueous), 14 days (soil); 40 days to analysis (aqueous and soil)	3.1°C
Percent Solids	> 30%	N/A
Field Duplicate	Soils RPD ≤ 50% for results >2x Reporting Limit	None taken.
Method Blank	< RLs	Meets criteria.
Equipment Blanks	< RLs	None taken.
Initial and Continuing Calibration	% RSD ≤ 15%, "r" ≥ 0.990 % difference or drift ≤ 30%	CA00510, CA00511: The following compounds had %RSDs >20%: Benzo(ghi)perylene 23% (20%).

Laboratory Control Samples (Blank Spike)	Percent recovery 40-140% for base-neutrals and 30-130% for acid compounds	Meets criteria.
Surrogates	Percent recovery 30-130%	Meets criteria.
Site Specific Matrix Spikes and Matrix Spike Duplicates	Percent recovery 40-140% for base-neutrals and 30-130% for acid compounds	MS/MSD not analyzed in this data set.
Quantitation Limits	Dilutions	No dilutions.
Tentatively Identified Compounds		N/A
Other QC data		N/A