


Reports powered by...

Perspective



West St Leonards Primary Academy



Settling in Survey 30/09/2016

Created on 30/09/2016

Printed by Dominic O'Regan

Introduction

Perspective surveys are an opportunity to find out how a group of people perceive things that relate to your school or centre.

The following pages contain the results of your survey. Use this report to help you understand peoples perceptions and develop your school or centre to cater for or improve these perceptions.

The Survey

The survey was active between 21/09/2016 – 30/09/2016 and was answered anonymously.

The survey asks a series of questions which the person must rate. The ratings are as follows:

1. Strongly Agree
2. Agree
3. Disagree
4. Strongly Disagree
5. Don't know

The Report

This report is broken down into several sections:

- **Survey Response**

This is an overview of how people responded to your survey.

- **Feedback Summary**

This section gives an overall look at the survey answers.

- **Detailed Feedback**

This section details answers given to each question.

Important note regarding this report:

Reports from surveys contain all the collated feedback from all respondents excepting the following:

Where a survey response contains offensive language, or information that breaches confidentiality/privacy, or information that endangers others, or information that might identify specific children, and where this is detected by automated processes in the software or by quality review, then these responses will be omitted from the survey report.

Survey Responses

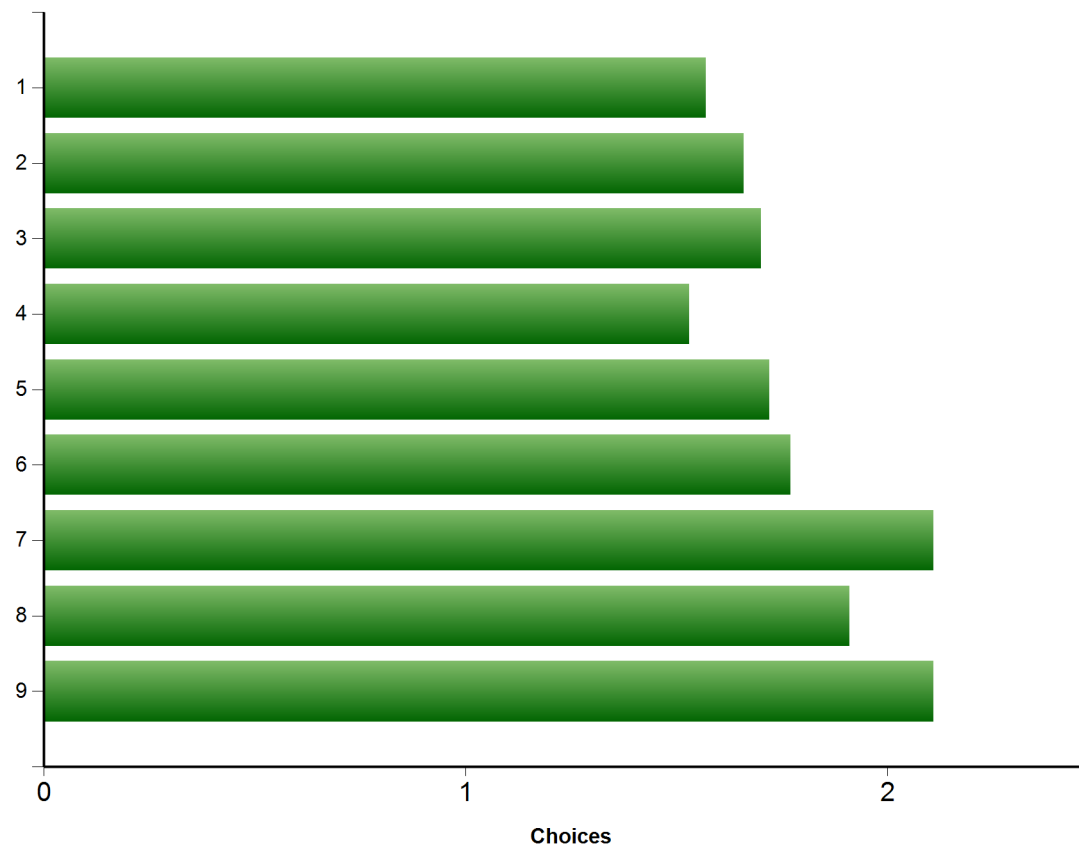
This table gives an overview of the amount of responses you have received.

Distributed To	Completed Questionnaire
71	46

Feedback Summary

Here is a graph representing the average user response for each question

Question	Response					Average
	1	2	3	4	5	
1	24	20	2	1	0	1.57
2	21	23	2	0	1	1.66
3	21	22	2	1	1	1.7
4	27	17	2	0	1	1.53
5	25	16	3	0	3	1.72
6	23	15	7	1	1	1.77
7	16	14	13	4	0	2.11
8	21	19	2	0	5	1.91
9	16	24	0	0	7	2.11

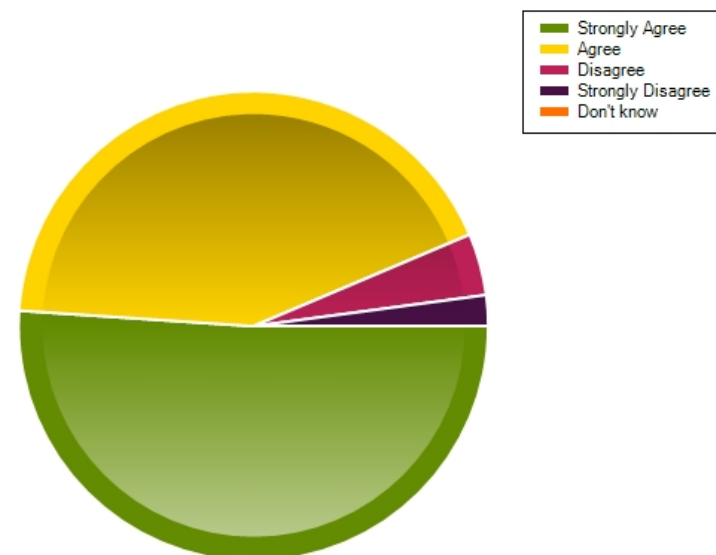
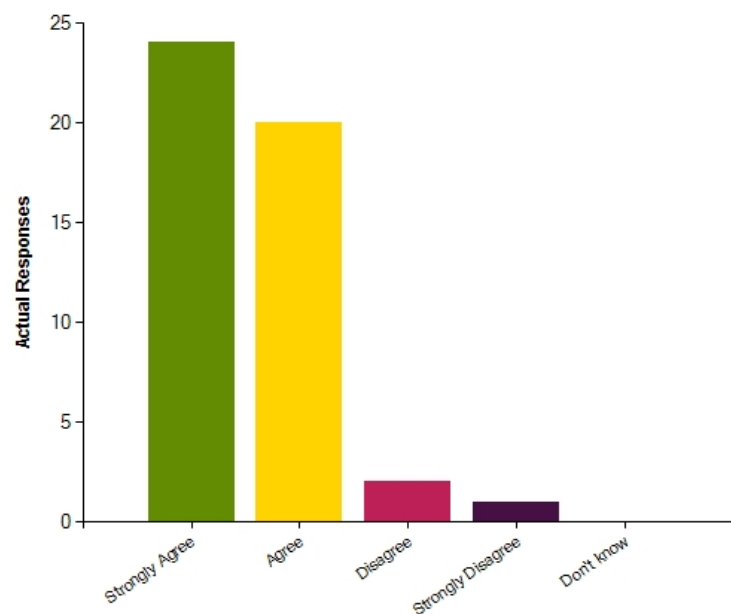


Questions

Question : My child has settled in well at school

	Strongly Agree	Agree	Disagree	Strongly Disagree	Don't know
No. Of Responses	24	20	2	1	0
Response Percentage	51.06	42.55	4.26	2.13	0

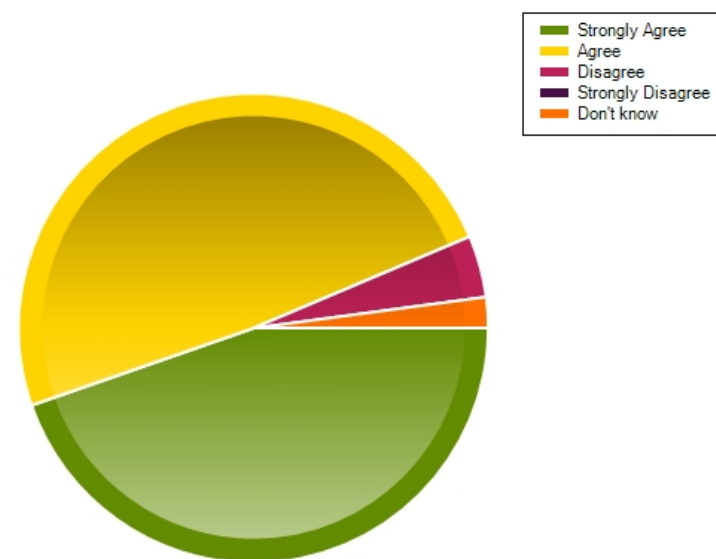
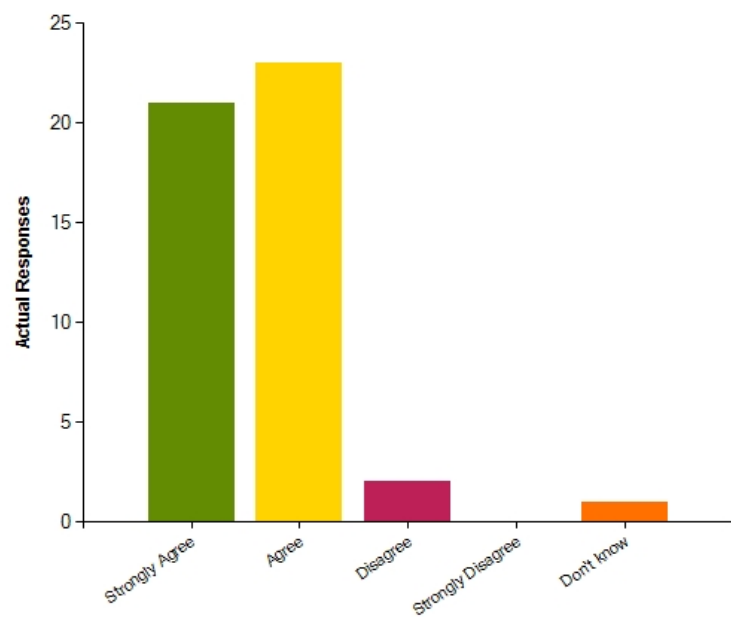
Average Response	1.57
Most Popular Response	Strongly Agree



Question : I am pleased with the communication between school and home

	Strongly Agree	Agree	Disagree	Strongly Disagree	Don't know
No. Of Responses	21	23	2	0	1
Response Percentage	44.68	48.94	4.26	0	2.13

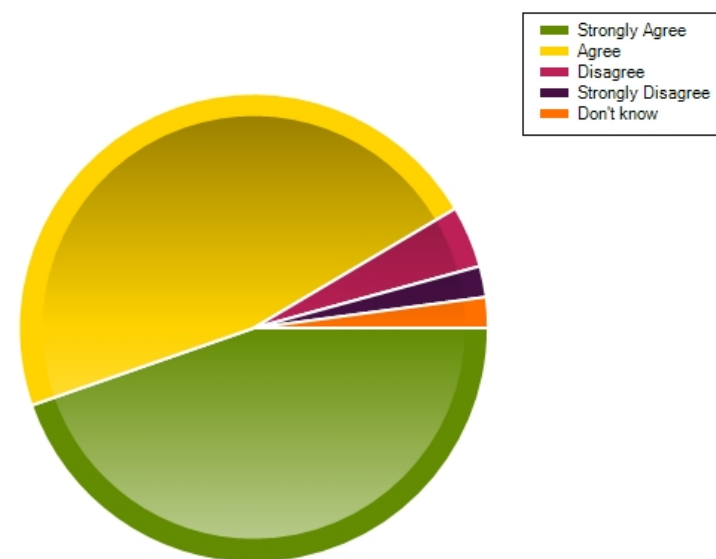
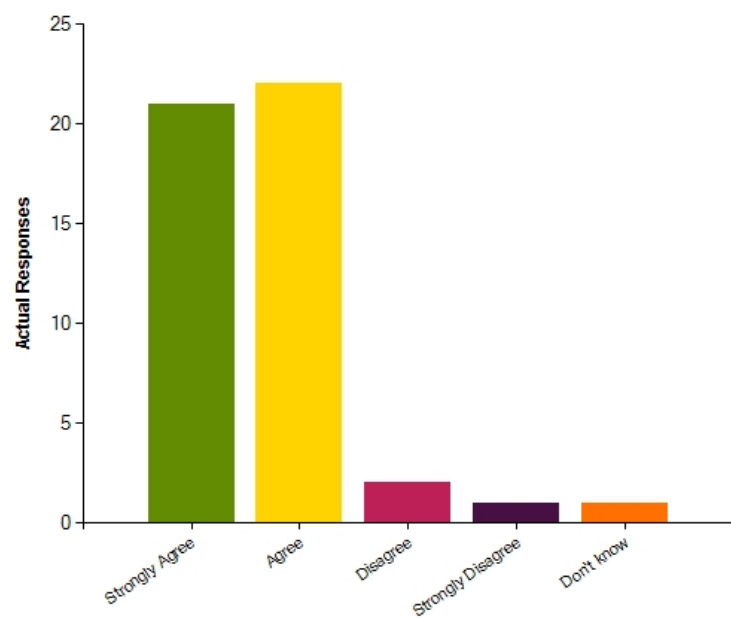
Average Response	1.66
Most Popular Response	Agree



Question : I know the relevant person to contact if I have concerns about my child's education or well-being

	Strongly Agree	Agree	Disagree	Strongly Disagree	Don't know
No. Of Responses	21	22	2	1	1
Response Percentage	44.68	46.81	4.26	2.13	2.13

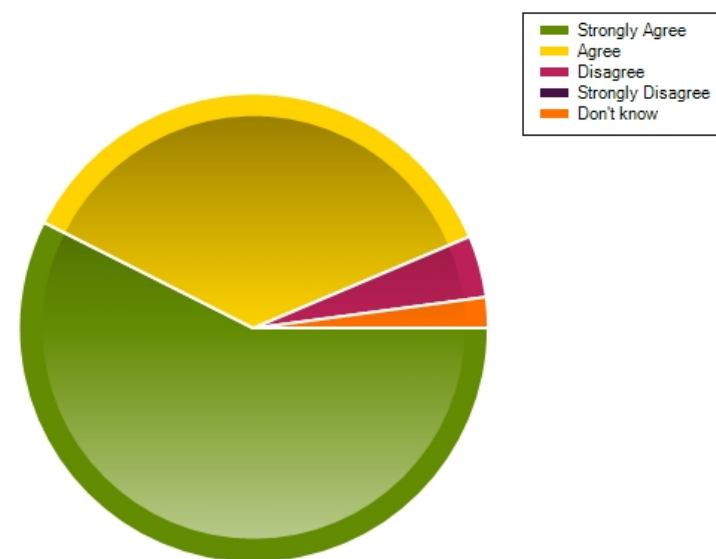
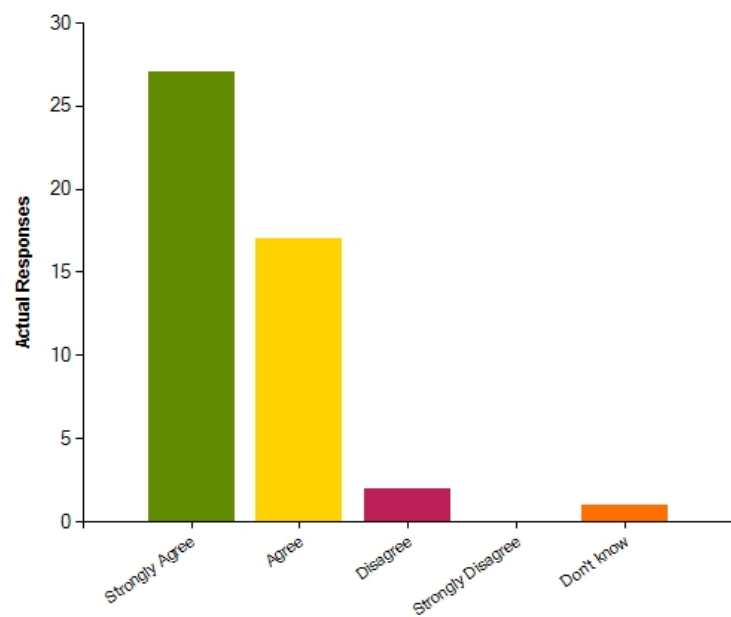
Average Response	1.7
Most Popular Response	Agree



Question : My child feels safe in school

	Strongly Agree	Agree	Disagree	Strongly Disagree	Don't know
No. Of Responses	27	17	2	0	1
Response Percentage	57.45	36.17	4.26	0	2.13

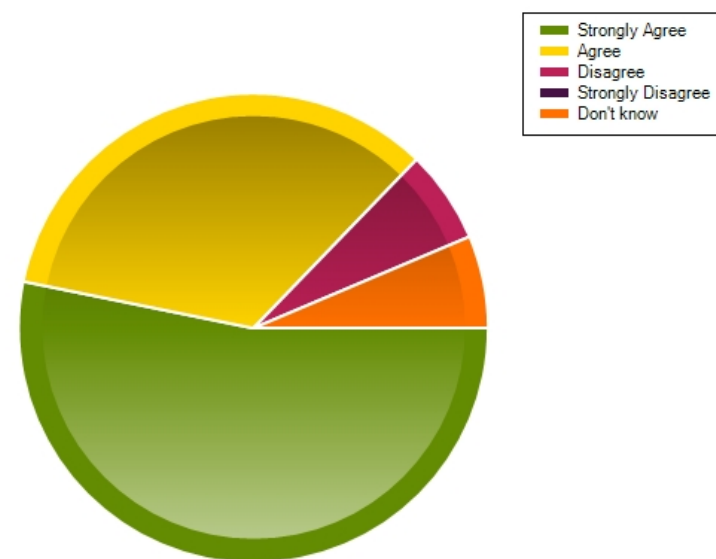
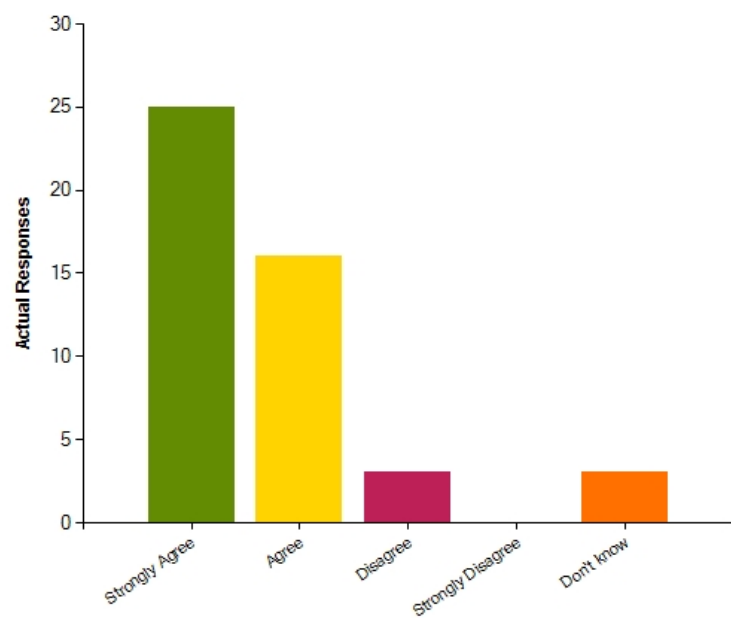
Average Response	1.53
Most Popular Response	Strongly Agree



Question : My child feels happy in school

	Strongly Agree	Agree	Disagree	Strongly Disagree	Don't know
No. Of Responses	25	16	3	0	3
Response Percentage	53.19	34.04	6.38	0	6.38

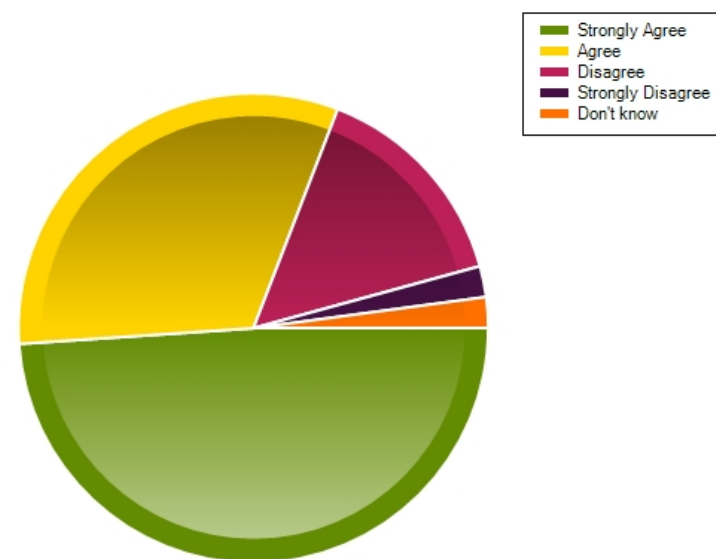
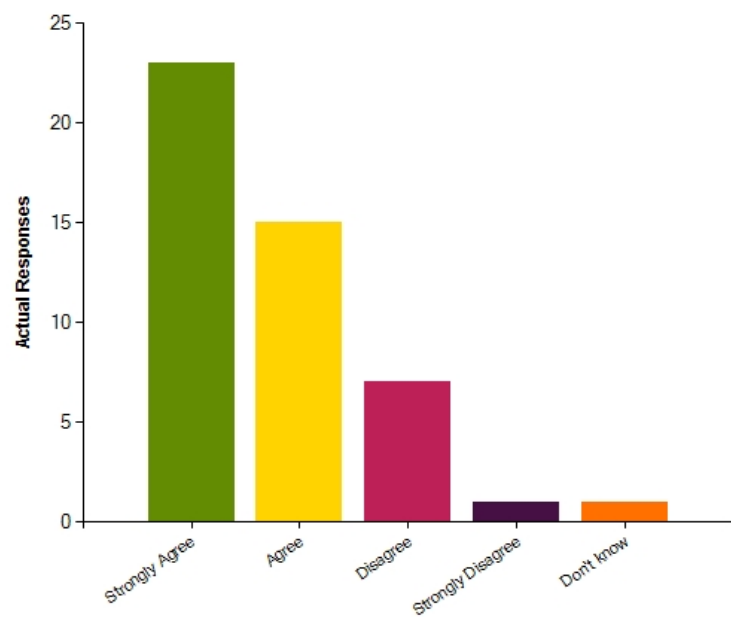
Average Response	1.72
Most Popular Response	Strongly Agree



Question : My child does not feel uncomfortable or worried about school

	Strongly Agree	Agree	Disagree	Strongly Disagree	Don't know
No. Of Responses	23	15	7	1	1
Response Percentage	48.94	31.91	14.89	2.13	2.13

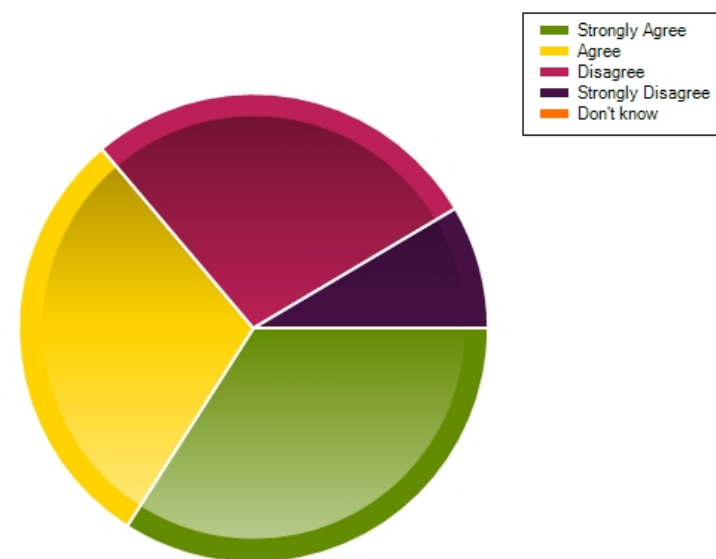
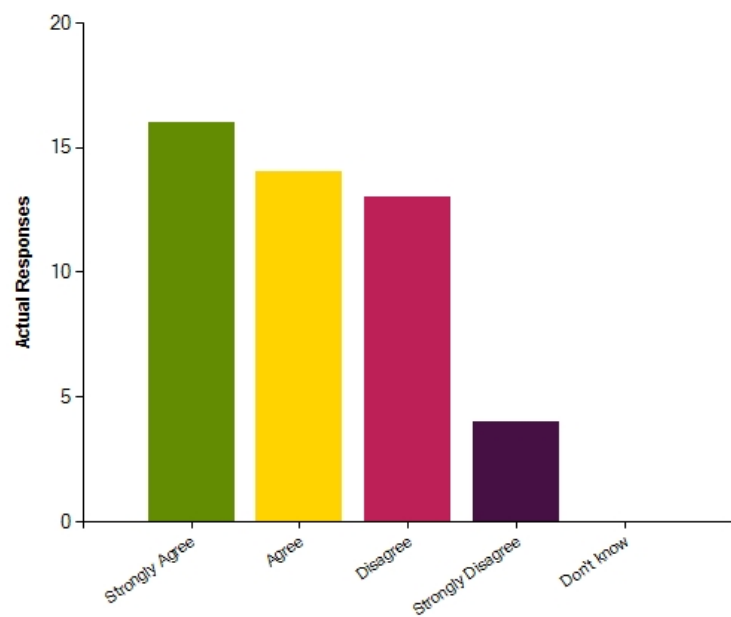
Average Response	1.77
Most Popular Response	Strongly Agree



Question : Since they joined, my child has never been reluctant to go to school

	Strongly Agree	Agree	Disagree	Strongly Disagree	Don't know
No. Of Responses	16	14	13	4	0
Response Percentage	34.04	29.79	27.66	8.51	0

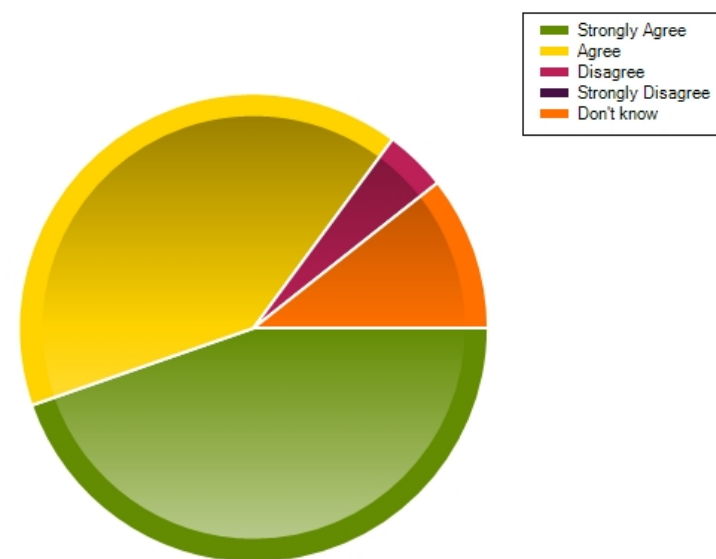
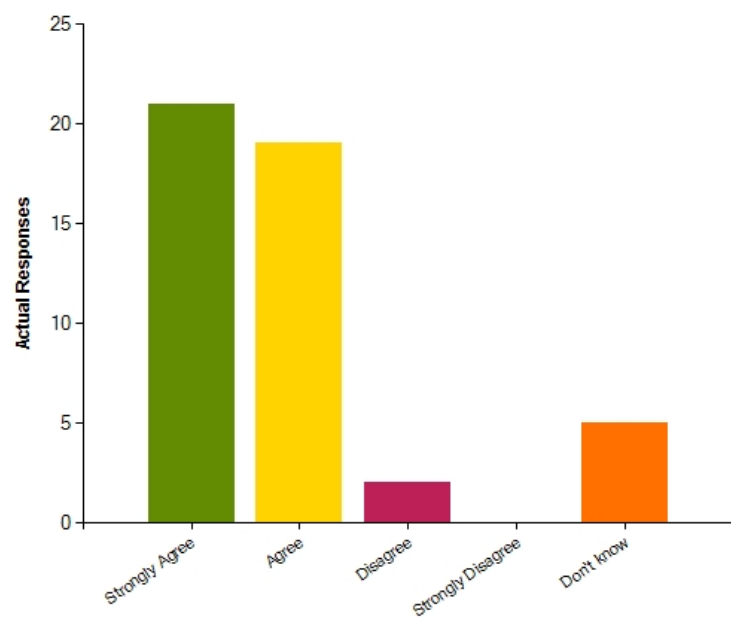
Average Response	2.11
Most Popular Response	Strongly Agree



Question : Since they joined, my child has made friends at school

	Strongly Agree	Agree	Disagree	Strongly Disagree	Don't know
No. Of Responses	21	19	2	0	5
Response Percentage	44.68	40.43	4.26	0	10.64

Average Response	1.91
Most Popular Response	Strongly Agree



Question : (If relevant) I am satisfied with the extra-curricular activities and clubs run during the school day

	Strongly Agree	Agree	Disagree	Strongly Disagree	Don't know
No. Of Responses	16	24	0	0	7
Response Percentage	34.04	51.06	0	0	14.89

Average Response	2.11
Most Popular Response	Agree

