


Reports powered by...

Perspective



## West St Leonards Primary Academy



Parental Survey 2017 30/11/2017

Created on 30/11/2017

Printed by Dominic O'Regan

## Introduction

---

Perspective surveys are an opportunity to find out how a group of people perceive things that relate to your school or centre.

The following pages contain the results of your survey. Use this report to help you understand peoples perceptions and develop your school or centre to cater for or improve these perceptions.

## The Survey

---

The survey was active between 15/11/2017 – 30/11/2017 and was answered anonymously.

The survey asks a series of questions which the person must rate. The ratings are as follows:

1. Strongly Agree
2. Agree
3. Disagree
4. Strongly Disagree

## The Report

---

This report is broken down into several sections:

- **Survey Response**

This is an overview of how people responded to your survey.

- **Feedback Summary**

This section gives an overall look at the survey answers.

- **Detailed Feedback**

This section details answers given to each question.

### **Important note regarding this report:**

Reports from surveys contain all the collated feedback from all respondents excepting the following:

Where a survey response contains offensive language, or information that breaches confidentiality/privacy, or information that endangers others, or information that might identify specific children, and where this is detected by automated processes in the software or by quality review, then these responses will be omitted from the survey report.

## Survey Responses

---

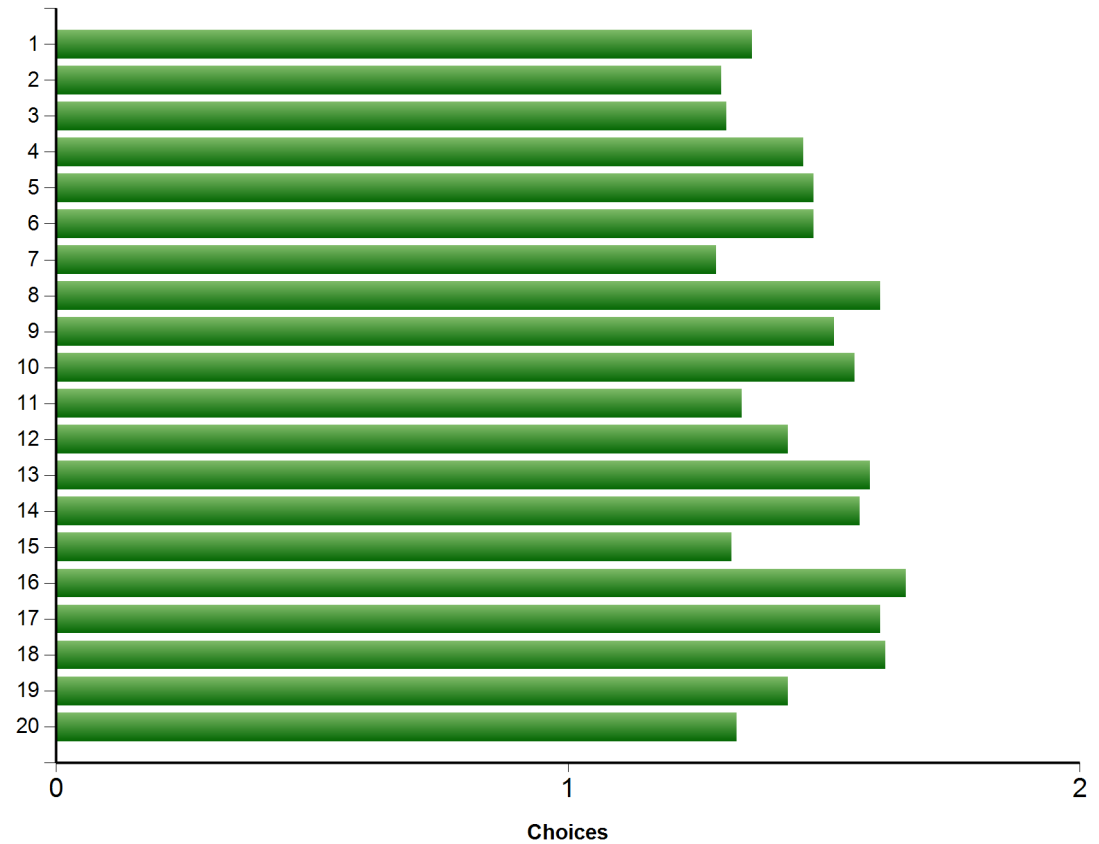
This table gives an overview of the amount of responses you have received.

Distributed To	Completed Questionnaire
161	141

## Feedback Summary

Here is a graph representing the average user response for each question

Question	Response					Average
	1	2	3	4		
1	93	48	2	0		1.36
2	103	38	1	1		1.3
3	100	42	1	0		1.31
4	78	64	1	0		1.46
5	79	59	5	0		1.48
6	78	61	4	0		1.48
7	104	37	2	0		1.29
8	69	62	11	1		1.61
9	71	69	3	0		1.52
10	72	62	9	0		1.56
11	94	49	0	0		1.34
12	85	54	4	0		1.43
13	70	62	11	0		1.59
14	71	63	9	0		1.57
15	98	44	1	0		1.32
16	64	67	9	3		1.66
17	65	69	9	0		1.61
18	65	68	10	0		1.62
19	83	59	1	0		1.43



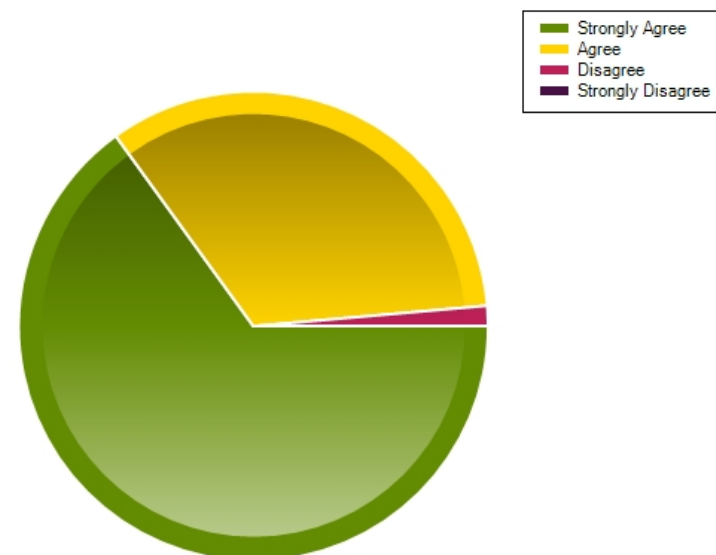
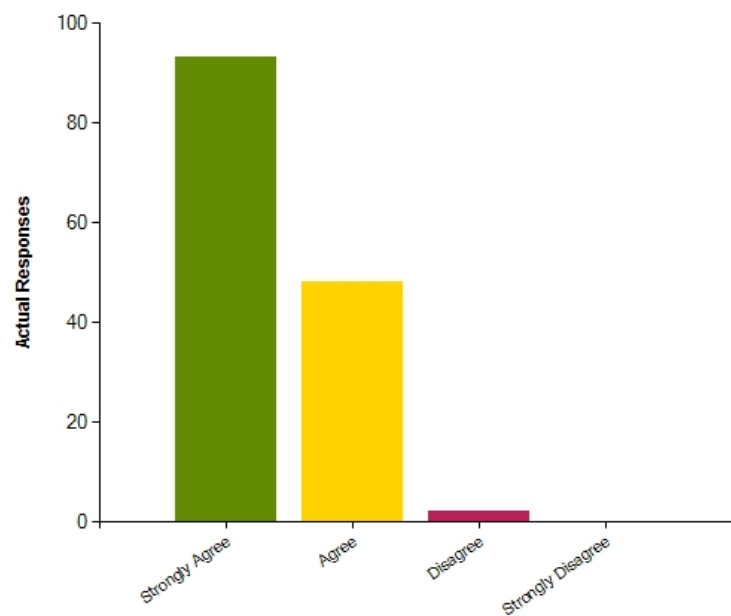
20		1.33
----	--	------

## Questions

**Question :** My child enjoys school

	Strongly Agree	Agree	Disagree	Strongly Disagree
No. Of Responses	93	48	2	0
Response Percentage	65.03	33.57	1.4	0

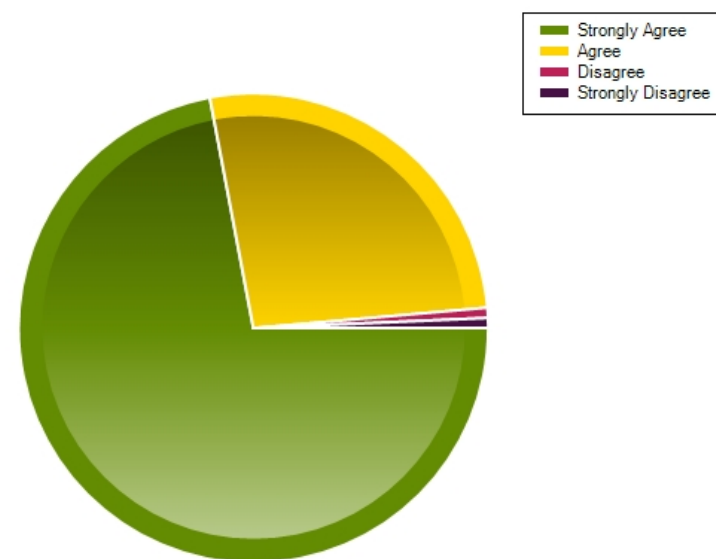
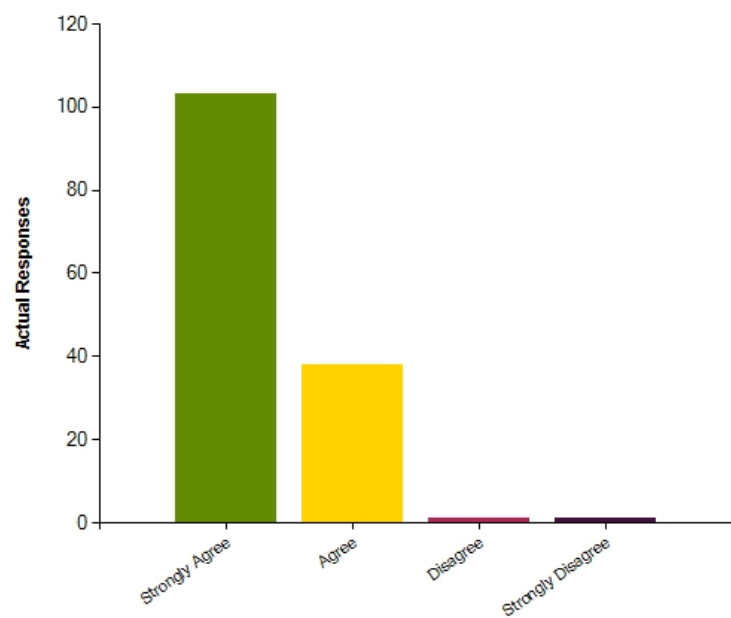
Average Response	1.36
Most Popular Response	Strongly Agree



**Question :** The school keeps my child safe

	Strongly Agree	Agree	Disagree	Strongly Disagree
<b>No. Of Responses</b>	103	38	1	1
<b>Response Percentage</b>	72.03	26.57	0.7	0.7

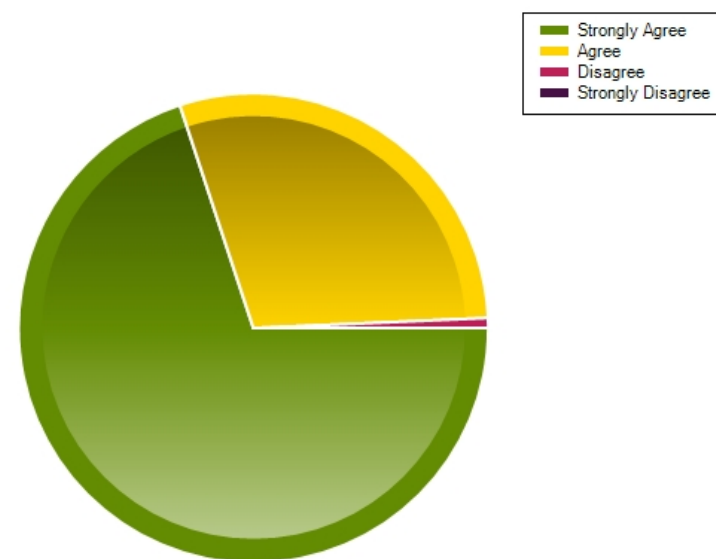
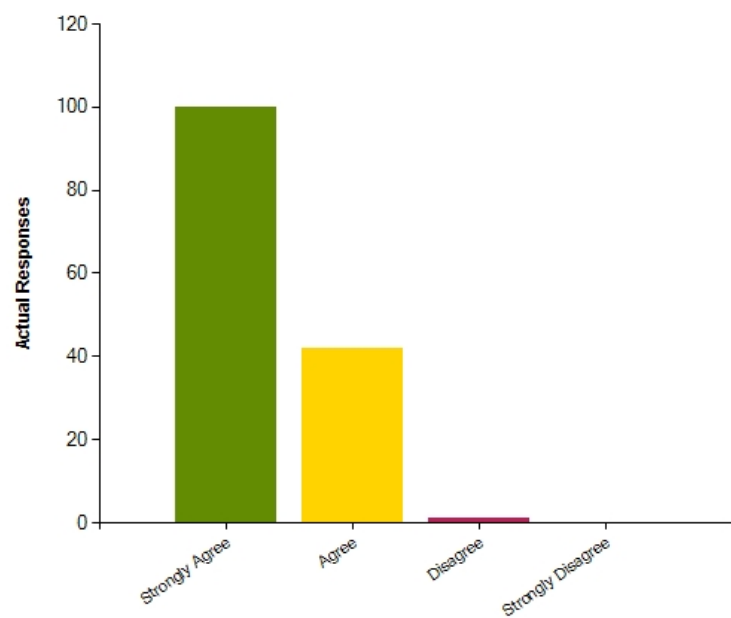
<b>Average Response</b>	1.3
<b>Most Popular Response</b>	Strongly Agree



**Question :** My child is making progress at this school

	Strongly Agree	Agree	Disagree	Strongly Disagree
No. Of Responses	100	42	1	0
Response Percentage	69.93	29.37	0.7	0

Average Response	1.31
Most Popular Response	Strongly Agree

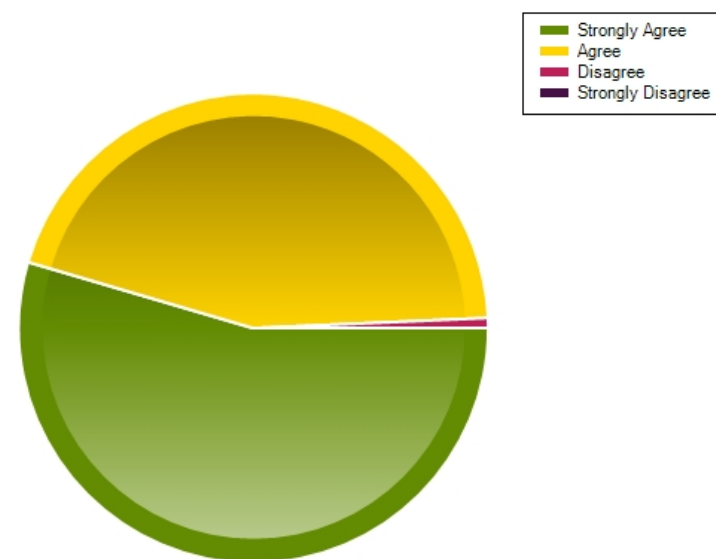
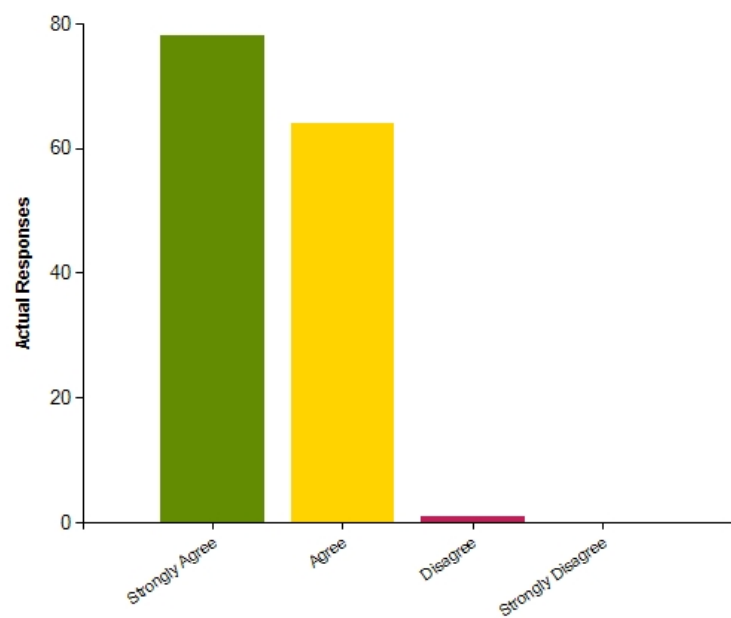




**Question :** The school helps my child to have a healthy lifestyle

	Strongly Agree	Agree	Disagree	Strongly Disagree
<b>No. Of Responses</b>	78	64	1	0
<b>Response Percentage</b>	54.55	44.76	0.7	0

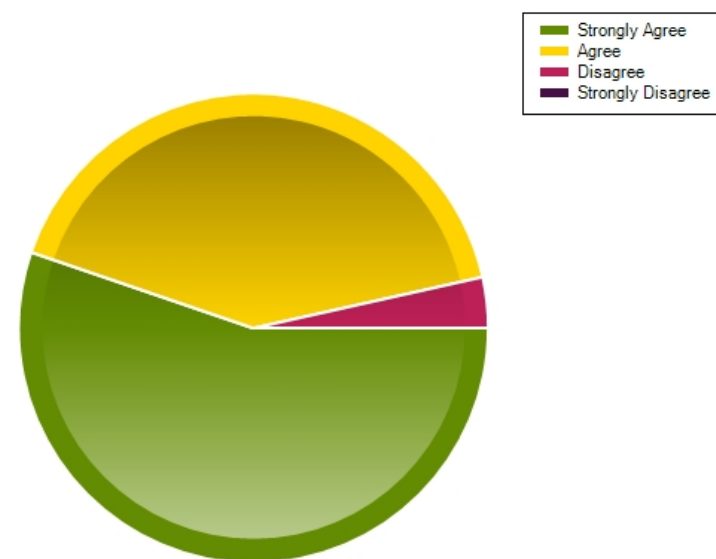
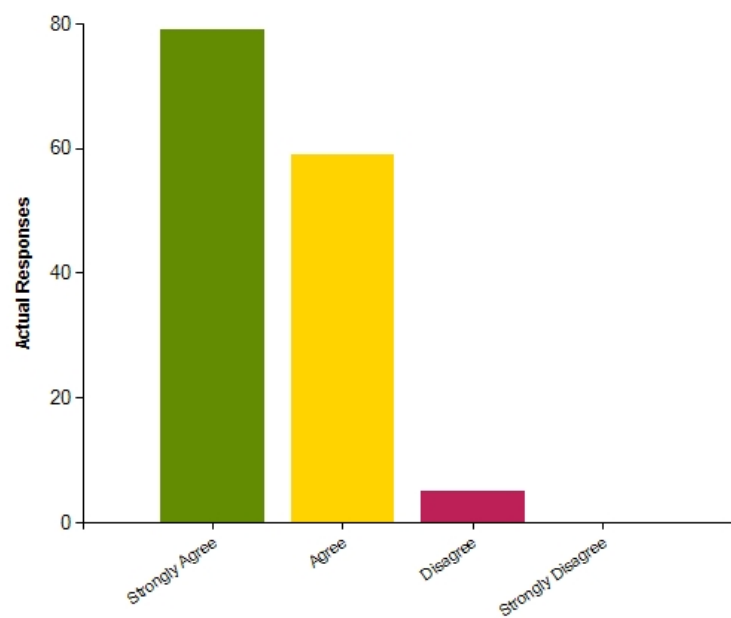
<b>Average Response</b>	1.46
<b>Most Popular Response</b>	Strongly Agree



**Question :** The school helps my child to understand how to stay safe

	Strongly Agree	Agree	Disagree	Strongly Disagree
<b>No. Of Responses</b>	79	59	5	0
<b>Response Percentage</b>	55.24	41.26	3.5	0

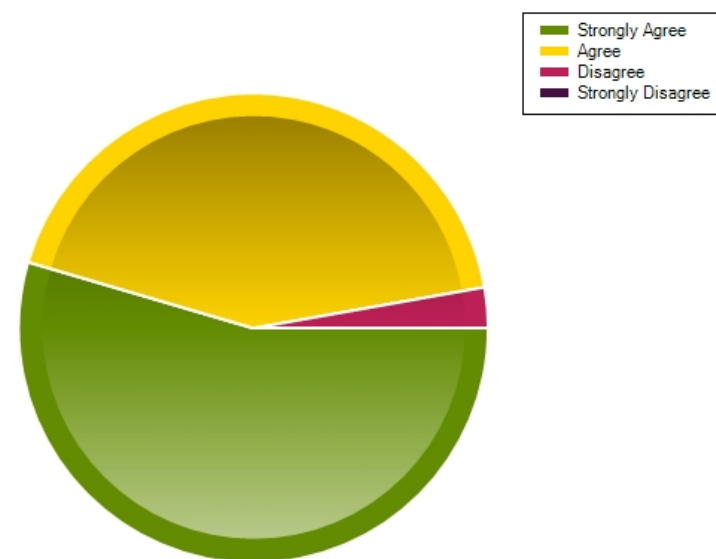
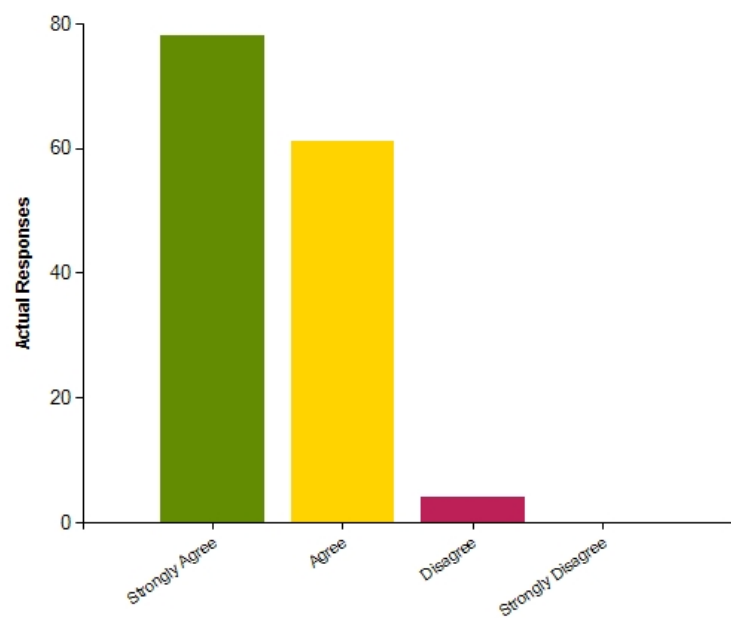
<b>Average Response</b>	1.48
<b>Most Popular Response</b>	Strongly Agree



**Question :** The school informs me about my child's progress

	Strongly Agree	Agree	Disagree	Strongly Disagree
No. Of Responses	78	61	4	0
Response Percentage	54.55	42.66	2.8	0

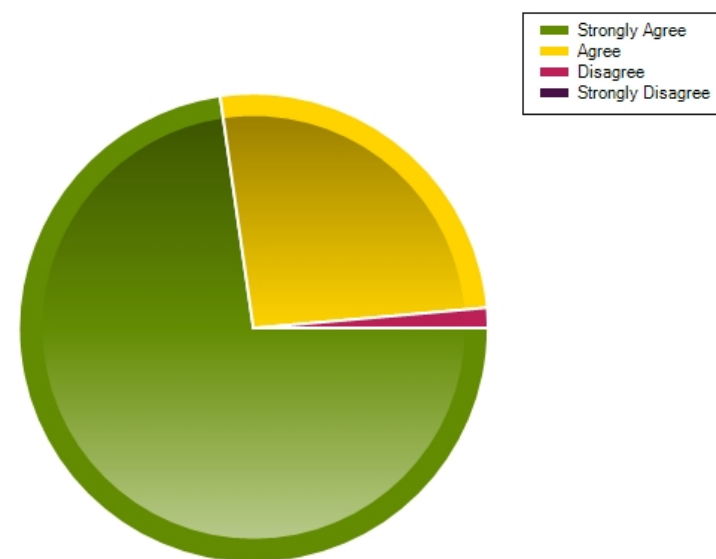
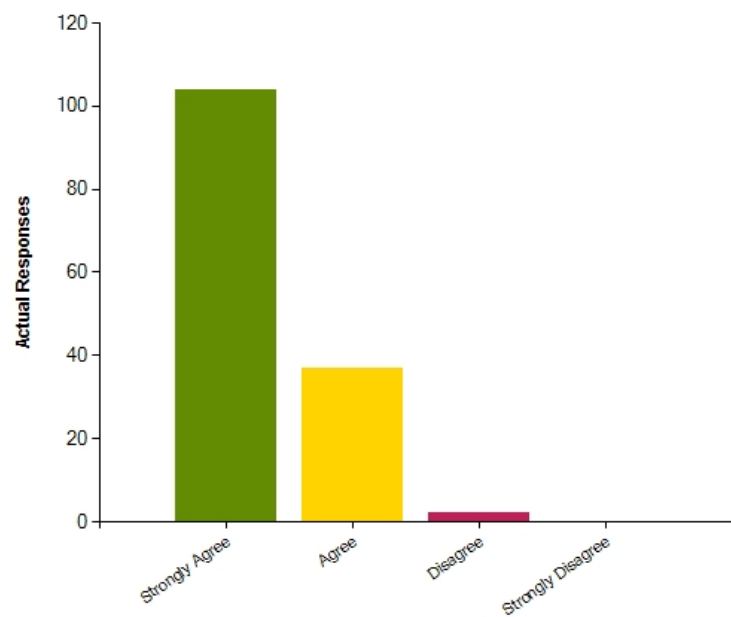
Average Response	1.48
Most Popular Response	Strongly Agree



**Question :** The school expects my child to work hard and do his or her best

	Strongly Agree	Agree	Disagree	Strongly Disagree
No. Of Responses	104	37	2	0
Response Percentage	72.73	25.87	1.4	0

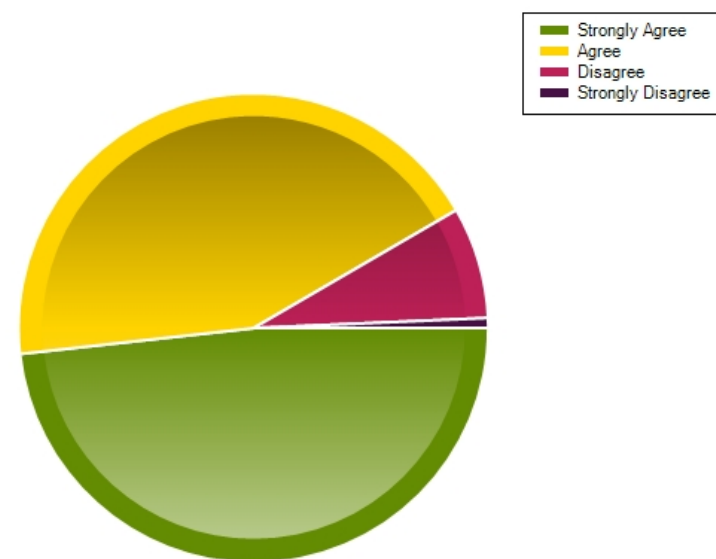
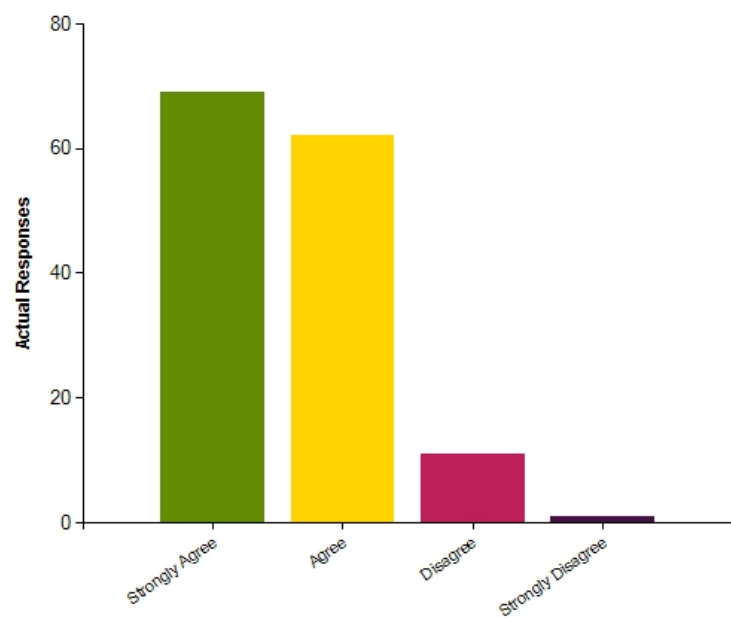
Average Response	1.29
Most Popular Response	Strongly Agree



**Question :** The school sets appropriate home learning for my child

	Strongly Agree	Agree	Disagree	Strongly Disagree
No. Of Responses	69	62	11	1
Response Percentage	48.25	43.36	7.69	0.7

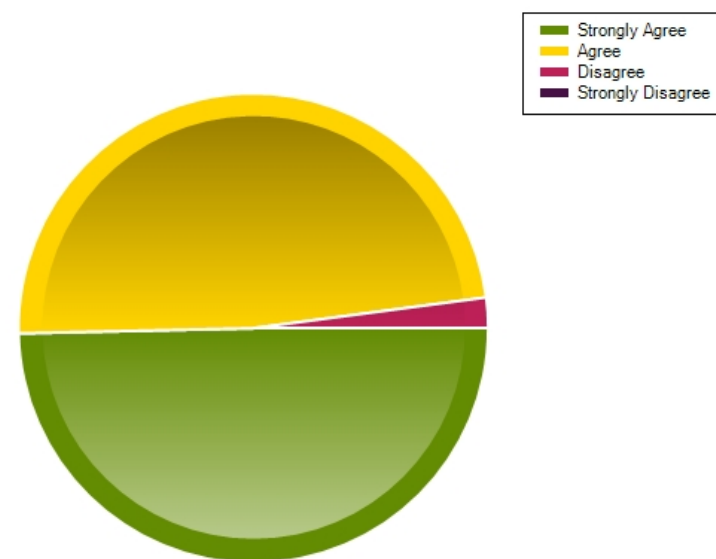
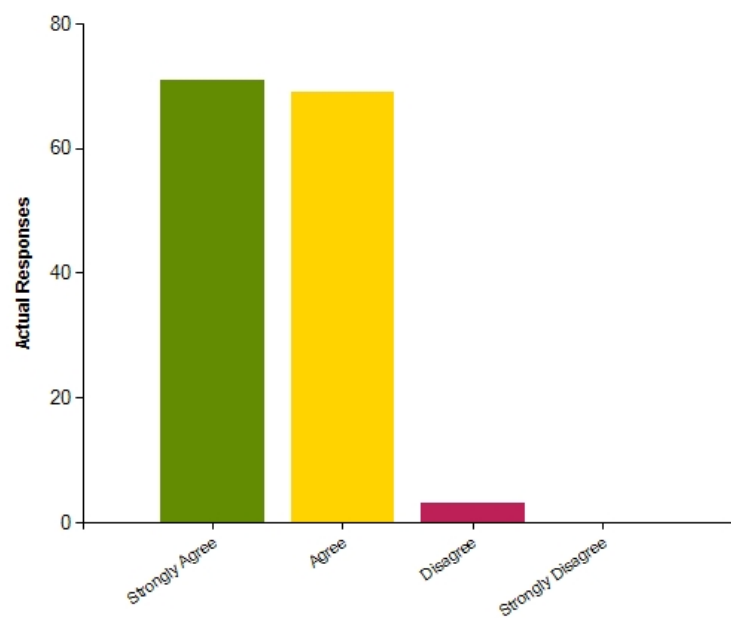
Average Response	1.61
Most Popular Response	Strongly Agree



**Question :** The school makes sure that my child is well prepared for the future

	Strongly Agree	Agree	Disagree	Strongly Disagree
No. Of Responses	71	69	3	0
Response Percentage	49.65	48.25	2.1	0

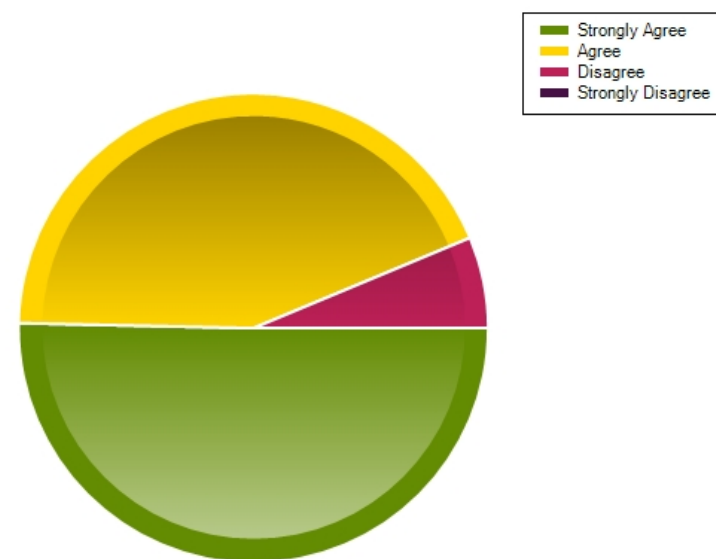
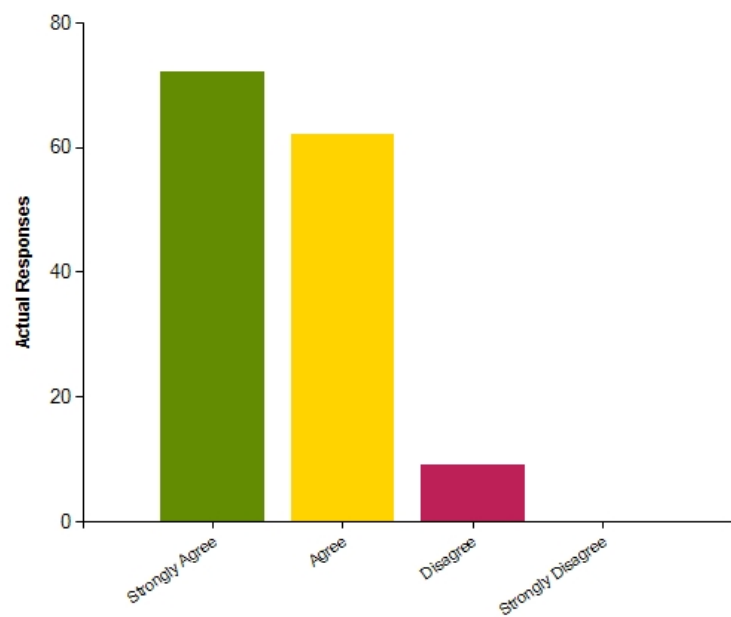
Average Response	1.52
Most Popular Response	Strongly Agree



**Question :** There is a good range of activities including trips or visits for my child to take part in

	Strongly Agree	Agree	Disagree	Strongly Disagree
<b>No. Of Responses</b>	72	62	9	0
<b>Response Percentage</b>	50.35	43.36	6.29	0

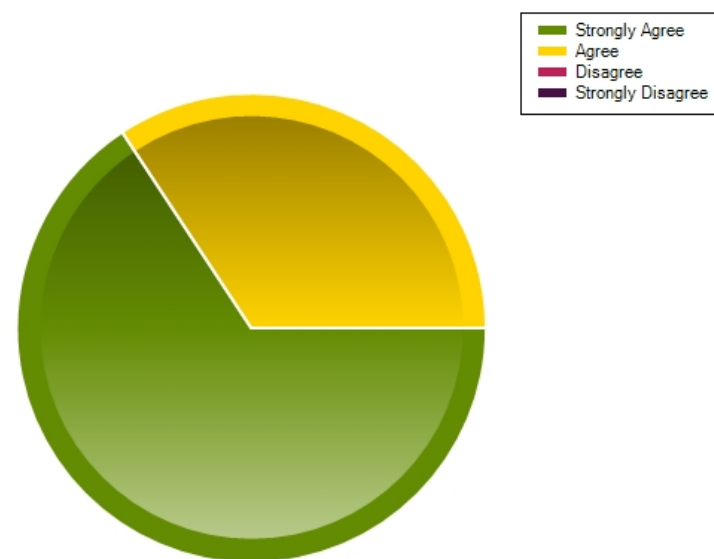
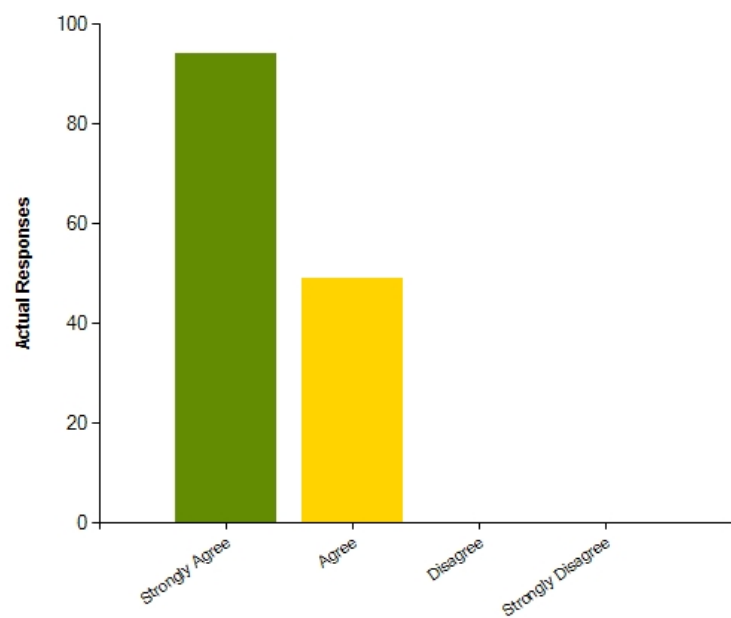
<b>Average Response</b>	1.56
<b>Most Popular Response</b>	Strongly Agree



**Question :** The school treats my child fairly and with respect

	Strongly Agree	Agree	Disagree	Strongly Disagree
No. Of Responses	94	49	0	0
Response Percentage	65.73	34.27	0	0

Average Response	1.34
Most Popular Response	Strongly Agree

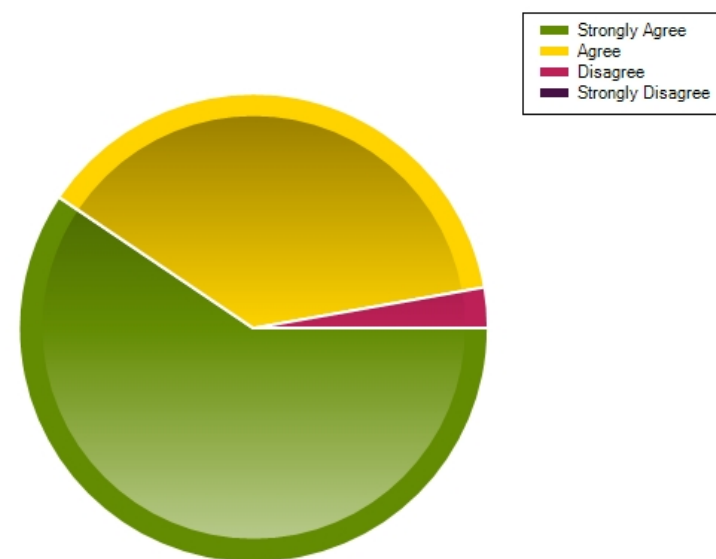
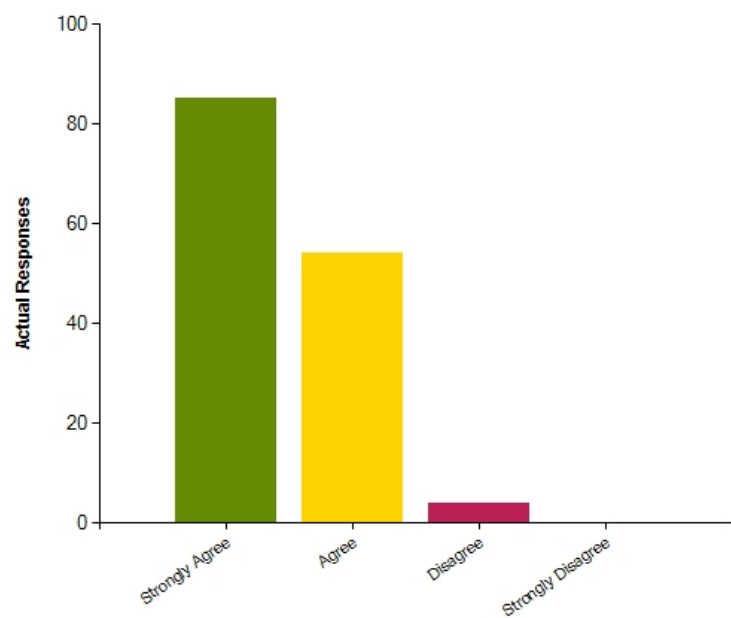




**Question :** The school meets my child's particular needs

	Strongly Agree	Agree	Disagree	Strongly Disagree
No. Of Responses	85	54	4	0
Response Percentage	59.44	37.76	2.8	0

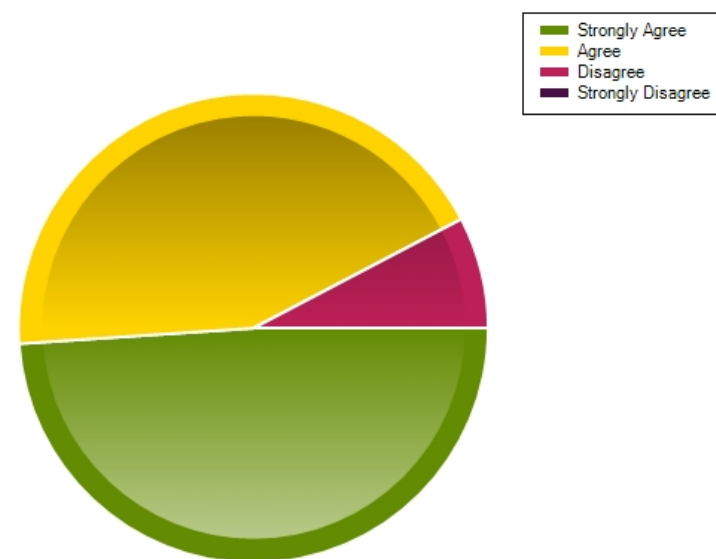
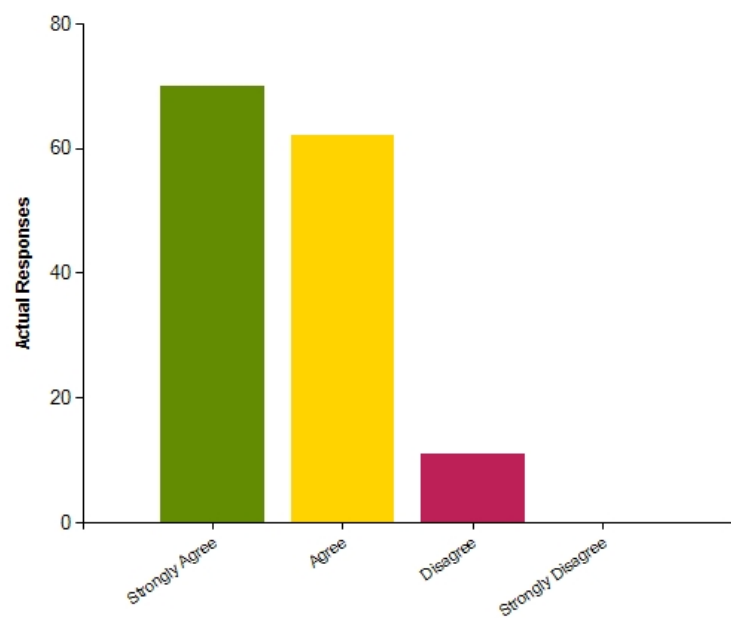
Average Response	1.43
Most Popular Response	Strongly Agree



**Question :** The school informs me about the types of support available for my child's particular needs

	Strongly Agree	Agree	Disagree	Strongly Disagree
<b>No. Of Responses</b>	70	62	11	0
<b>Response Percentage</b>	48.95	43.36	7.69	0

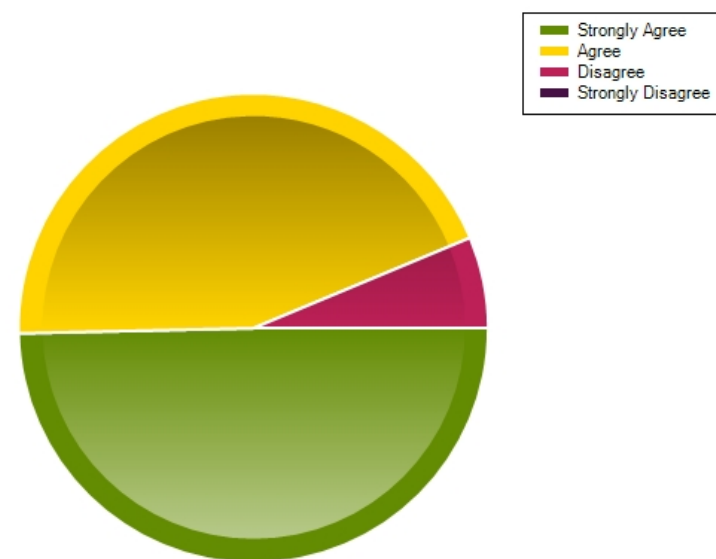
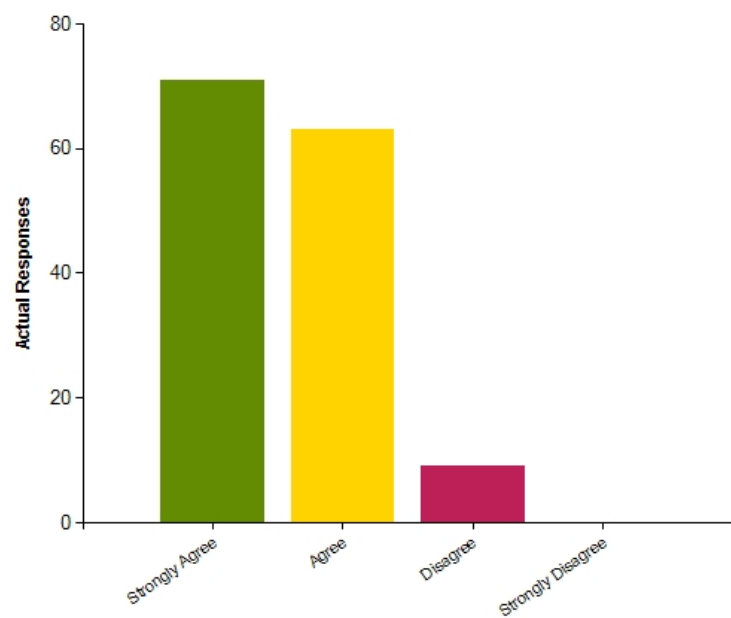
<b>Average Response</b>	1.59
<b>Most Popular Response</b>	Strongly Agree



**Question :** The school provides specialist support for my child's particular needs

	Strongly Agree	Agree	Disagree	Strongly Disagree
<b>No. Of Responses</b>	71	63	9	0
<b>Response Percentage</b>	49.65	44.06	6.29	0

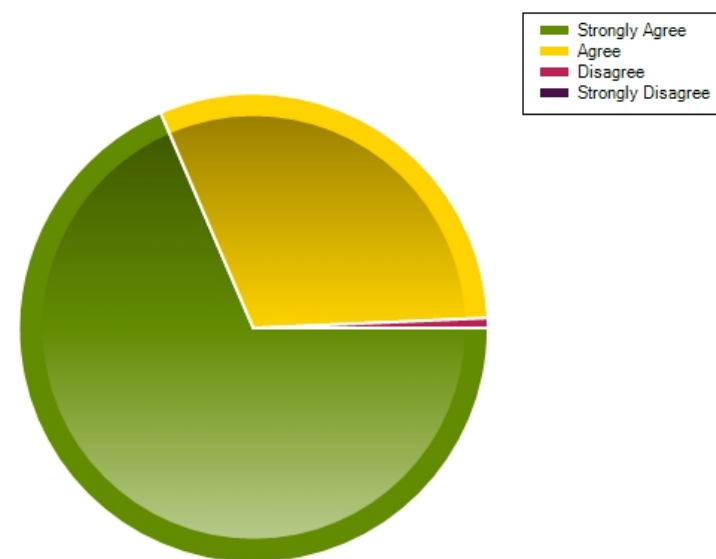
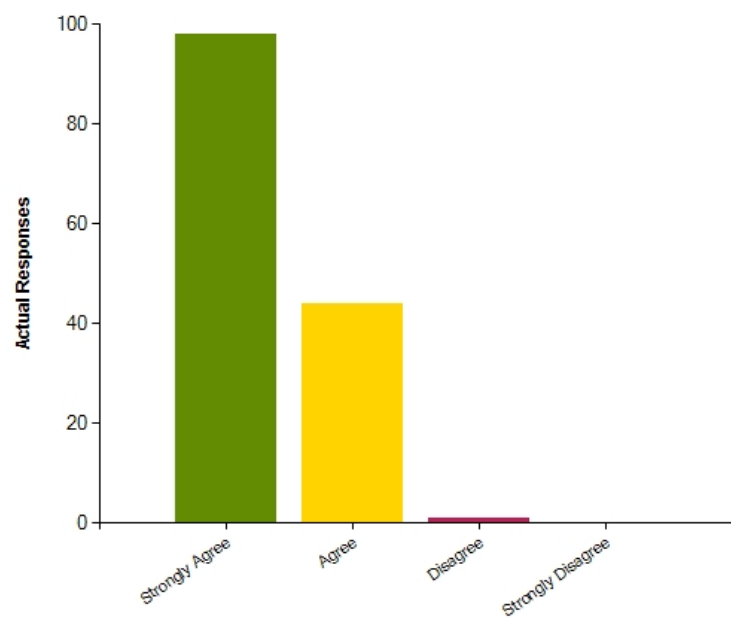
<b>Average Response</b>	1.57
<b>Most Popular Response</b>	Strongly Agree



**Question :** Teaching is good at this school

	Strongly Agree	Agree	Disagree	Strongly Disagree
<b>No. Of Responses</b>	98	44	1	0
<b>Response Percentage</b>	68.53	30.77	0.7	0

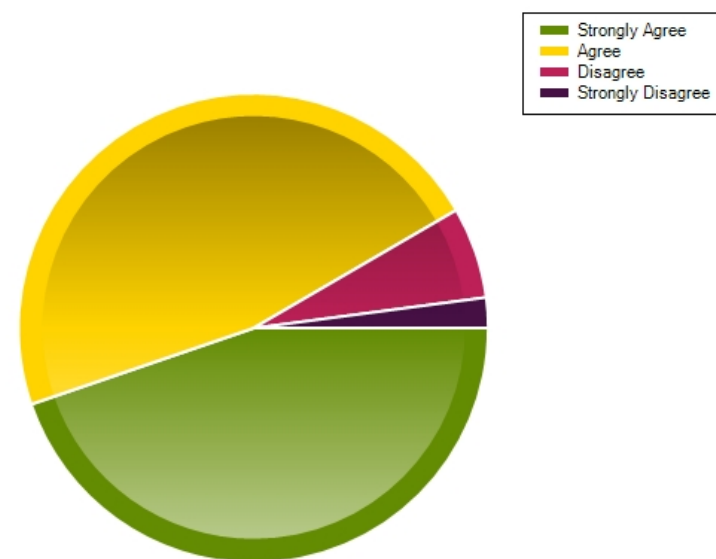
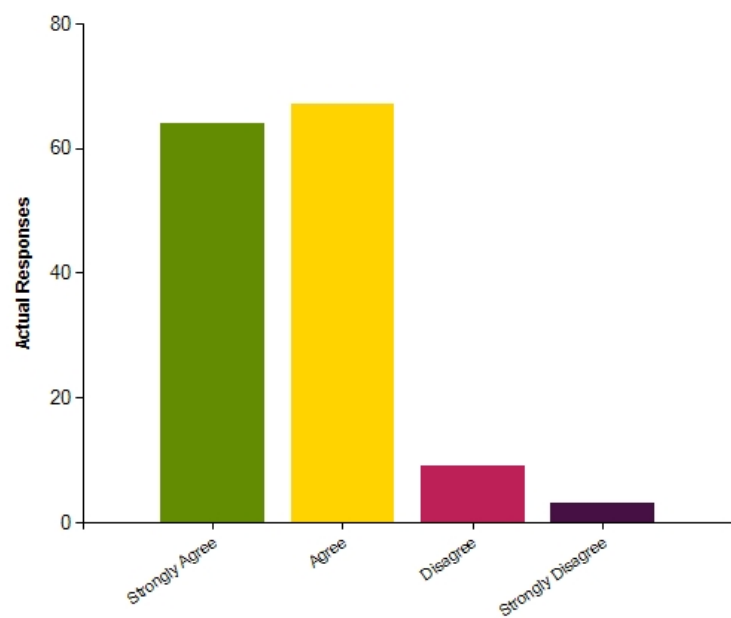
<b>Average Response</b>	1.32
<b>Most Popular Response</b>	Strongly Agree



**Question :** The school deals effectively with unacceptable behaviour

	Strongly Agree	Agree	Disagree	Strongly Disagree
<b>No. Of Responses</b>	64	67	9	3
<b>Response Percentage</b>	44.76	46.85	6.29	2.1

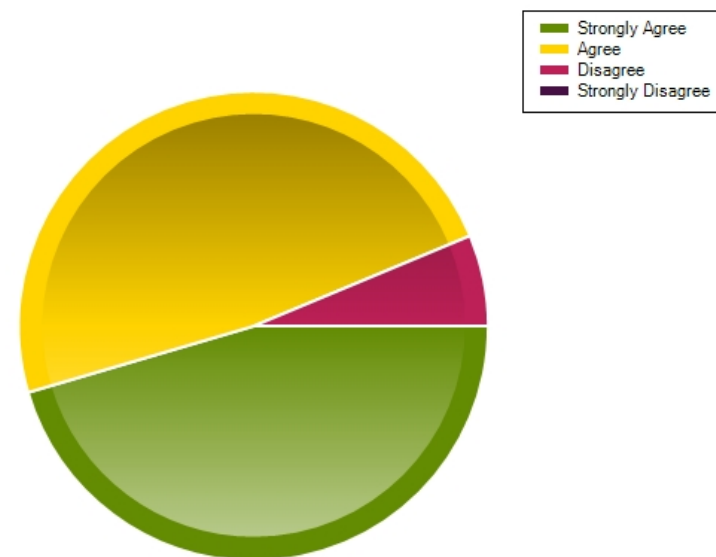
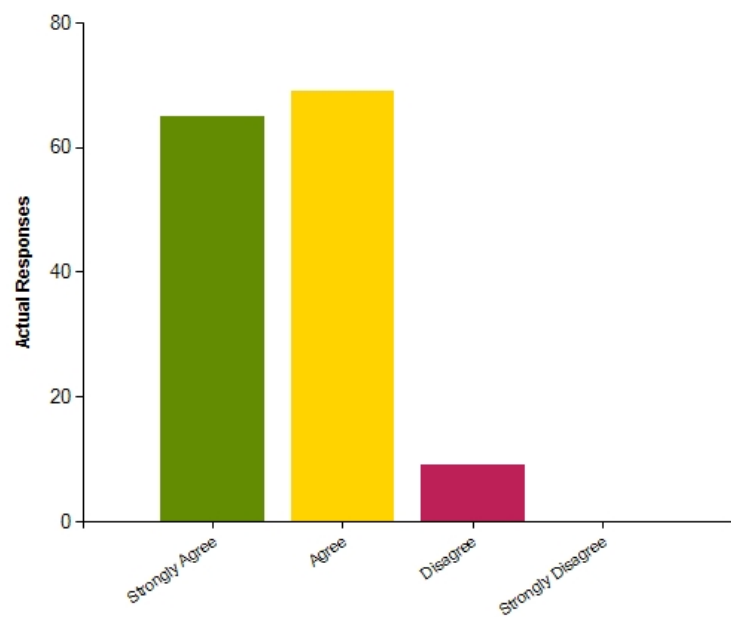
<b>Average Response</b>	1.66
<b>Most Popular Response</b>	Agree



**Question :** The school has appropriate procedures for dealing with complaints

	Strongly Agree	Agree	Disagree	Strongly Disagree
No. Of Responses	65	69	9	0
Response Percentage	45.45	48.25	6.29	0

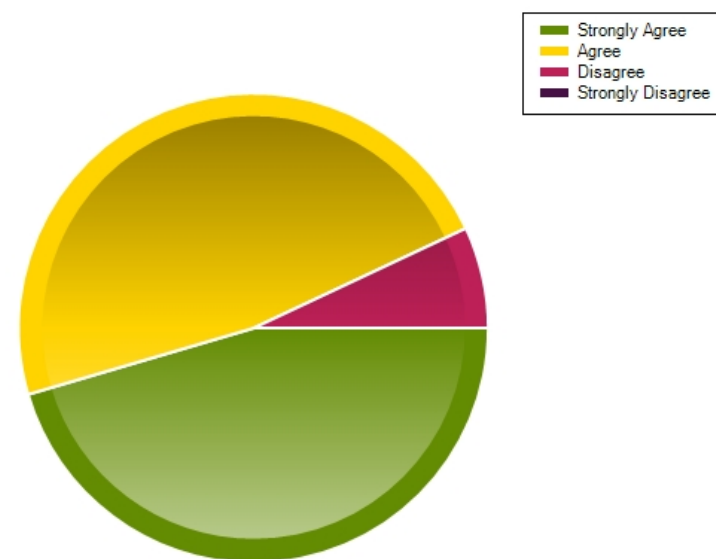
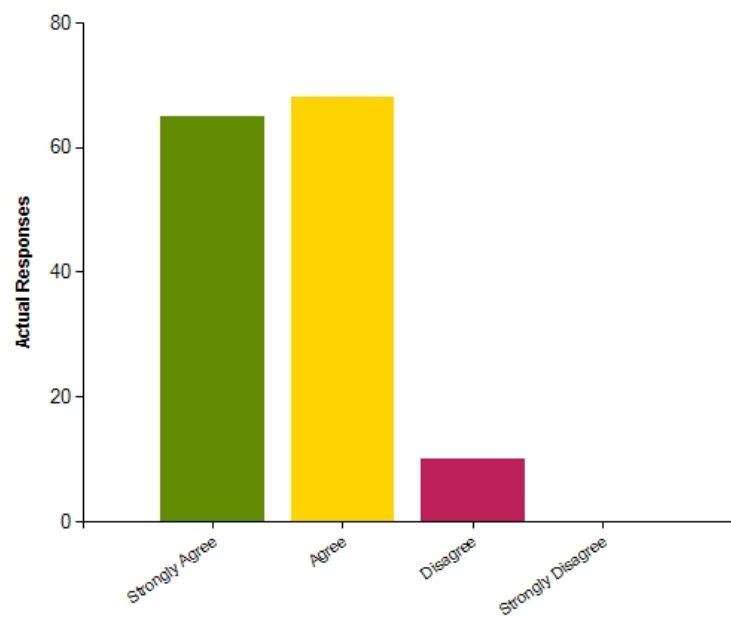
Average Response	1.61
Most Popular Response	Agree



**Question :** The school takes account of my suggestions and concerns

	Strongly Agree	Agree	Disagree	Strongly Disagree
No. Of Responses	65	68	10	0
Response Percentage	45.45	47.55	6.99	0

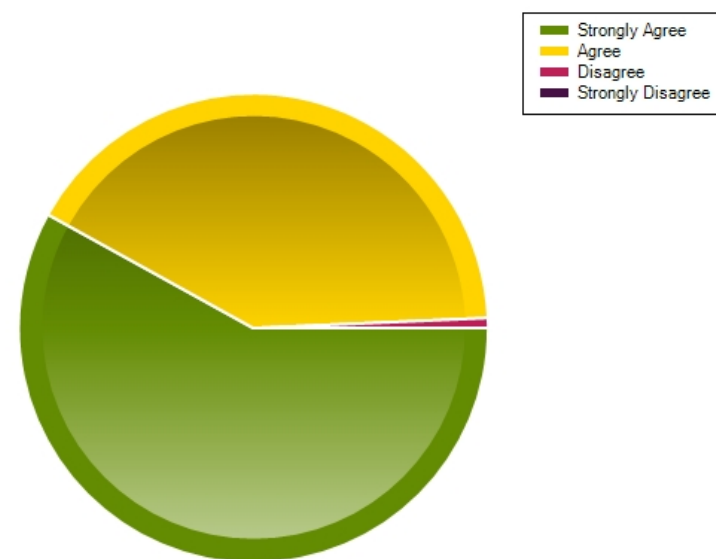
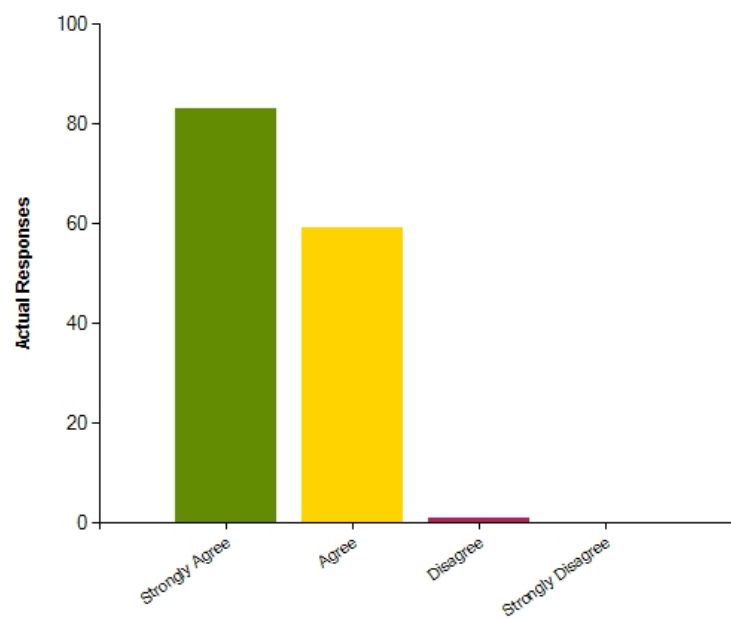
Average Response	1.62
Most Popular Response	Agree



**Question :** The school is led and managed effectively

	Strongly Agree	Agree	Disagree	Strongly Disagree
No. Of Responses	83	59	1	0
Response Percentage	58.04	41.26	0.7	0

Average Response	1.43
Most Popular Response	Strongly Agree





**Question :** Overall, I am happy with my child's experience at this school

	Strongly Agree	Agree	Disagree	Strongly Disagree
No. Of Responses	98	43	2	0
Response Percentage	68.53	30.07	1.4	0

Average Response	1.33
Most Popular Response	Strongly Agree

