

Reports powered by...

Perspective



## West St Leonards Primary Academy



Reading Parent Questionnaire 27/03/2017

Created on 27/03/2017

Printed by Dominic O'Regan

## Introduction

---

Perspective surveys are an opportunity to find out how a group of people perceive things that relate to your school or centre.

The following pages contain the results of your survey. Use this report to help you understand peoples perceptions and develop your school or centre to cater for or improve these perceptions.

## The Survey

---

The survey was active between 17/03/2017 – 27/03/2017 and was answered anonymously.

The survey asks a series of questions which the person must rate. The ratings are as follows:

1. Strongly Agree
2. Agree
3. Disagree
4. Strongly Disagree
5. Don't Know

## The Report

---

This report is broken down into several sections:

- **Survey Response**

This is an overview of how people responded to your survey.

- **Feedback Summary**

This section gives an overall look at the survey answers.

- **Detailed Feedback**

This section details answers given to each question.

### **Important note regarding this report:**

Reports from surveys contain all the collated feedback from all respondents excepting the following:

Where a survey response contains offensive language, or information that breaches confidentiality/privacy, or information that endangers others, or information that might identify specific children, and where this is detected by automated processes in the software or by quality review, then these responses will be omitted from the survey report.

## Survey Responses

---

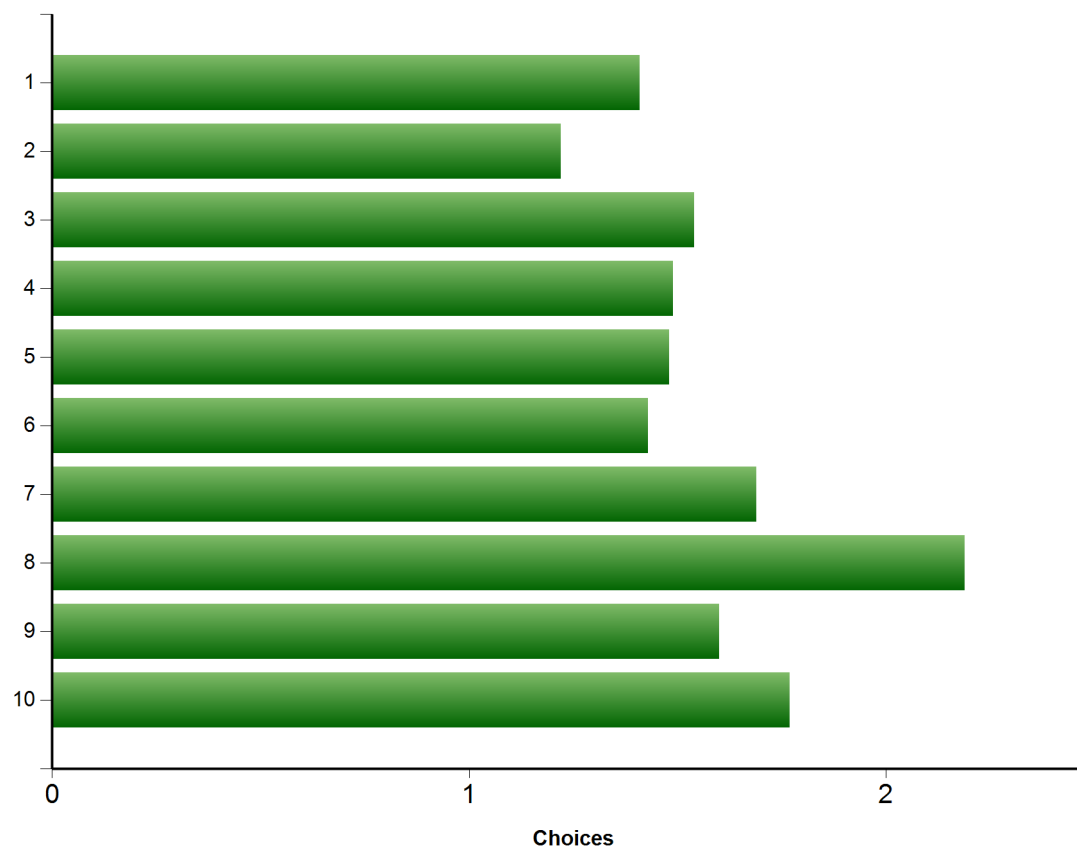
This table gives an overview of the amount of responses you have received.

Distributed To	Completed Questionnaire
183	160

## Feedback Summary

Here is a graph representing the average user response for each question

Question	Response					Average
	1	2	3	4	5	
1	101	59	4	0	0	1.41
2	129	34	1	0	0	1.22
3	95	56	9	2	2	1.54
4	94	62	6	1	1	1.49
5	97	56	10	1	0	1.48
6	111	38	12	3	0	1.43
7	84	55	17	4	3	1.69
8	54	49	45	8	8	2.19
9	86	62	12	4	0	1.6
10	74	61	23	4	2	1.77

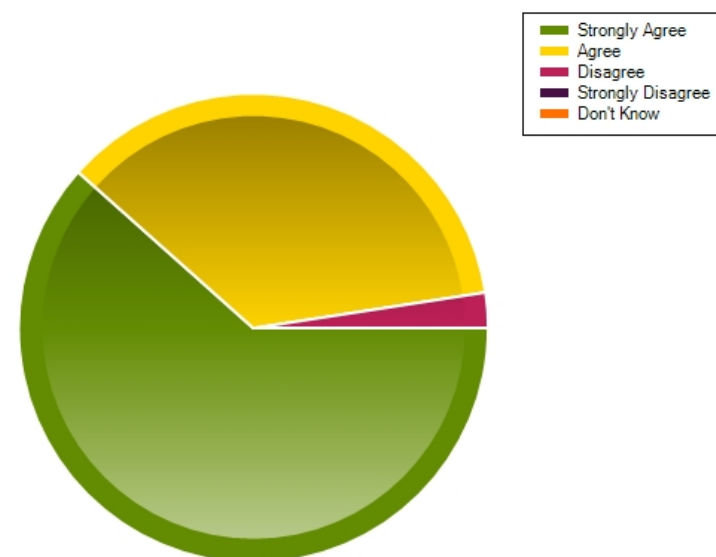
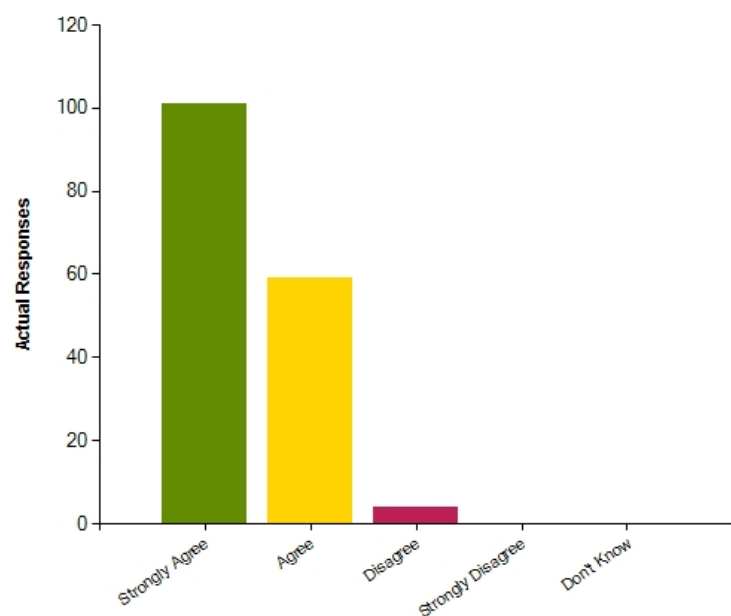


## Questions

**Question :** My child enjoys reading

	Strongly Agree	Agree	Disagree	Strongly Disagree	Don't Know
<b>No. Of Responses</b>	101	59	4	0	0
<b>Response Percentage</b>	61.59	35.98	2.44	0	0

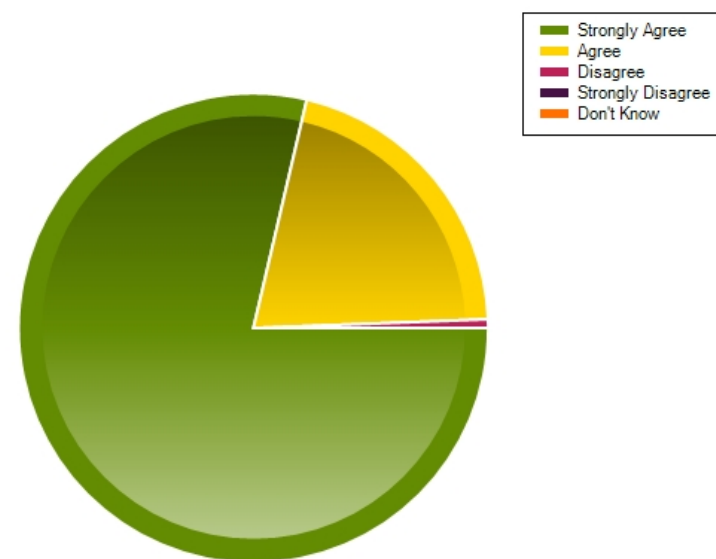
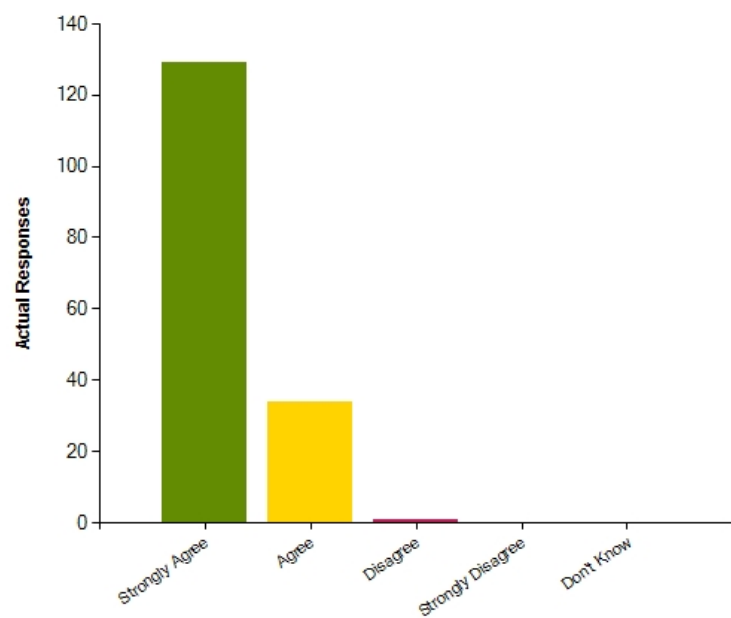
<b>Average Response</b>	1.41
<b>Most Popular Response</b>	Strongly Agree



**Question :** My child reads at home

	Strongly Agree	Agree	Disagree	Strongly Disagree	Don't Know
<b>No. Of Responses</b>	129	34	1	0	0
<b>Response Percentage</b>	78.66	20.73	0.61	0	0

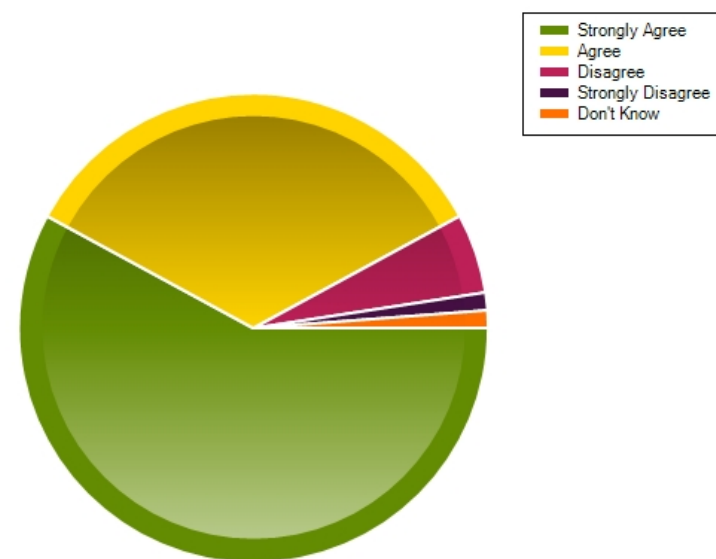
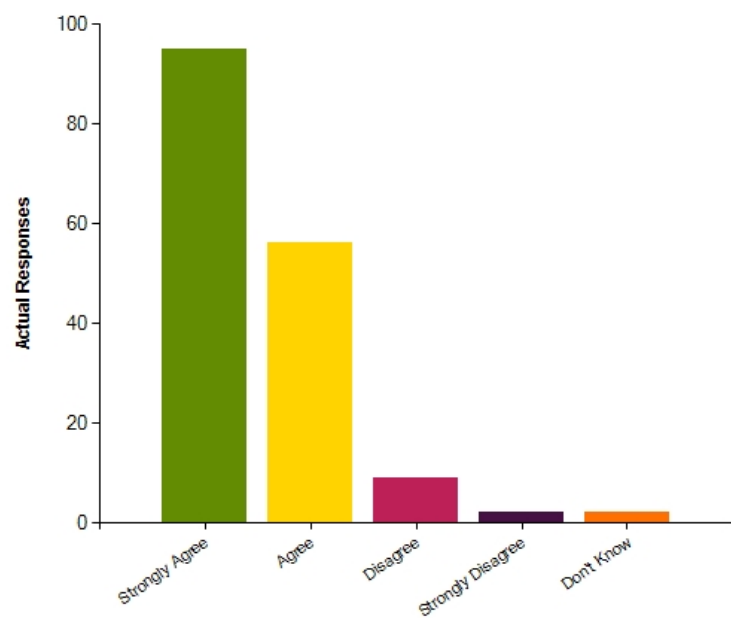
<b>Average Response</b>	1.22
<b>Most Popular Response</b>	Strongly Agree



**Question :** The School has an impact on the amount that my child reads at home

	Strongly Agree	Agree	Disagree	Strongly Disagree	Don't Know
No. Of Responses	95	56	9	2	2
Response Percentage	57.93	34.15	5.49	1.22	1.22

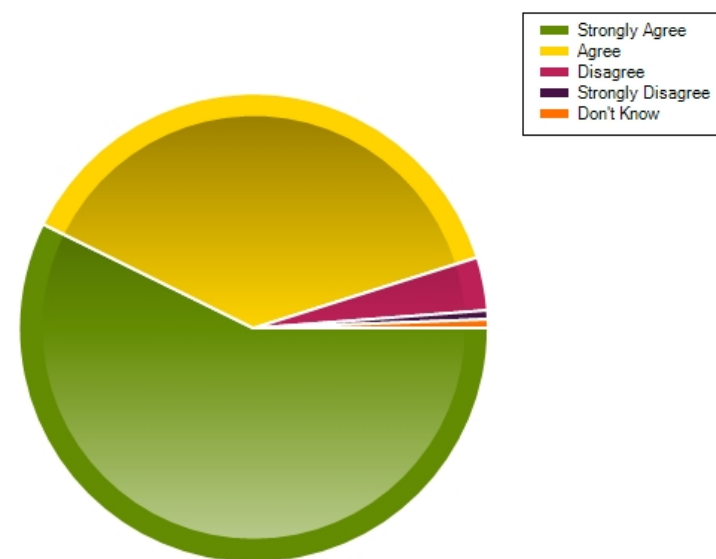
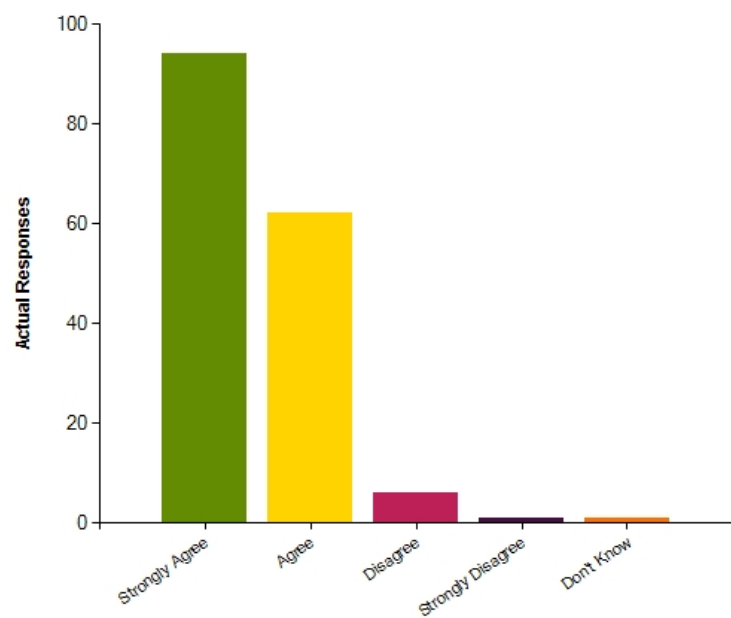
Average Response	1.54
Most Popular Response	Strongly Agree



**Question :** My child reads to him/herself at home

	Strongly Agree	Agree	Disagree	Strongly Disagree	Don't Know
<b>No. Of Responses</b>	94	62	6	1	1
<b>Response Percentage</b>	57.32	37.8	3.66	0.61	0.61

<b>Average Response</b>	1.49
<b>Most Popular Response</b>	Strongly Agree

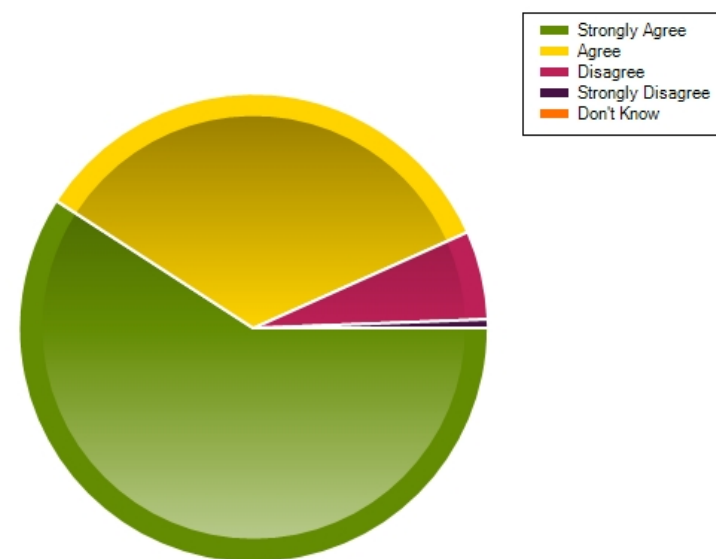
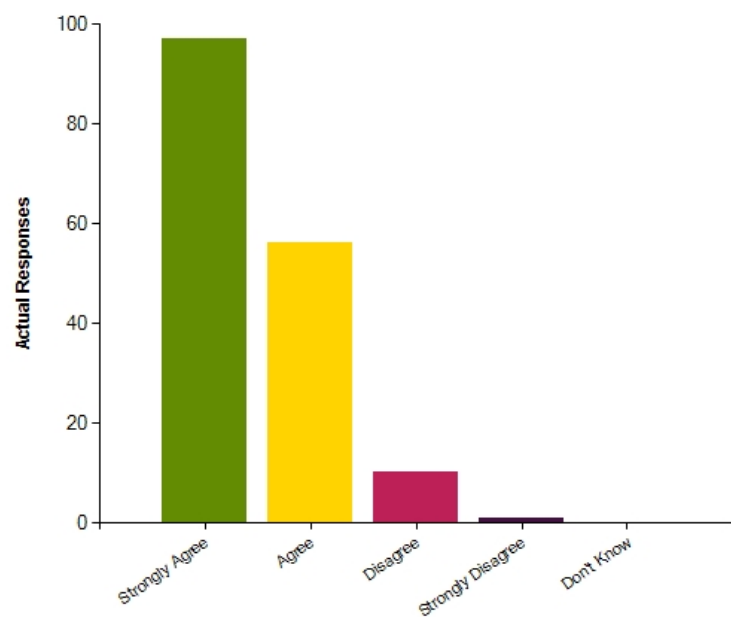




**Question :** My child reads to someone else at home

	Strongly Agree	Agree	Disagree	Strongly Disagree	Don't Know
No. Of Responses	97	56	10	1	0
Response Percentage	59.15	34.15	6.1	0.61	0

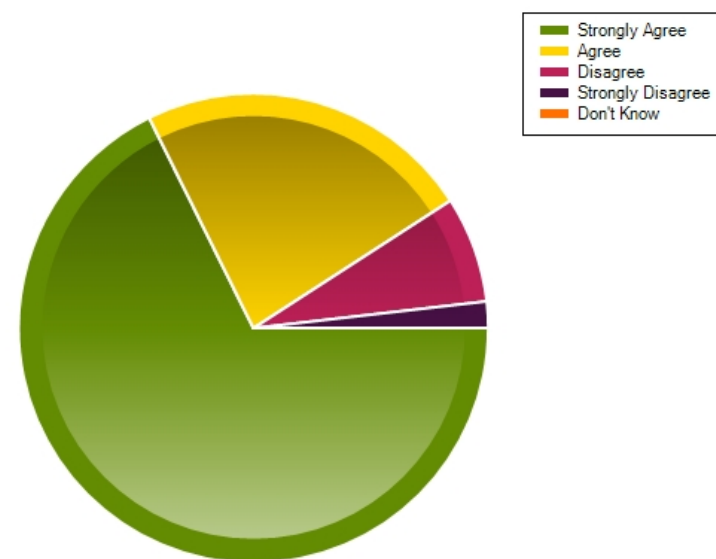
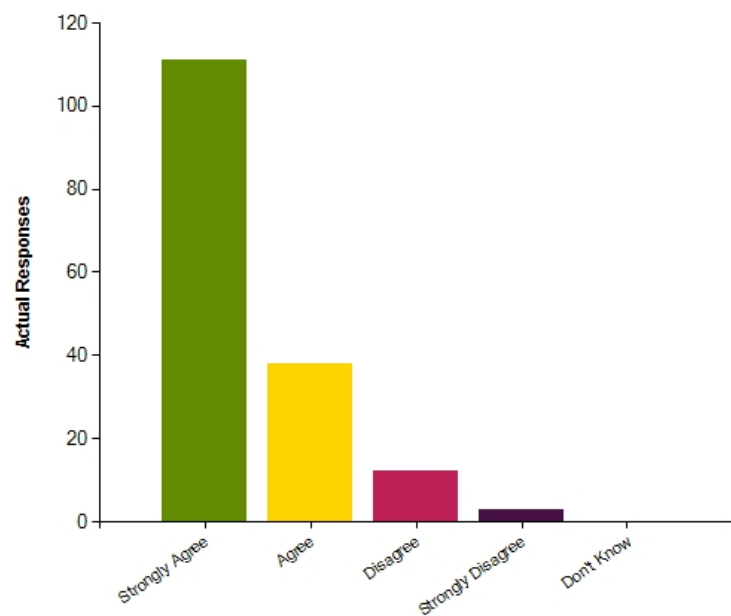
Average Response	1.48
Most Popular Response	Strongly Agree



**Question :** My child brings a reading book/s home from school regularly

	Strongly Agree	Agree	Disagree	Strongly Disagree	Don't Know
No. Of Responses	111	38	12	3	0
Response Percentage	67.68	23.17	7.32	1.83	0

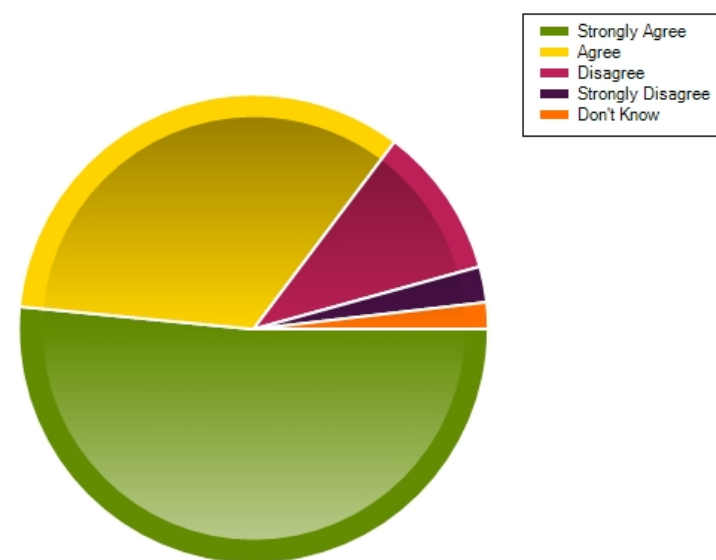
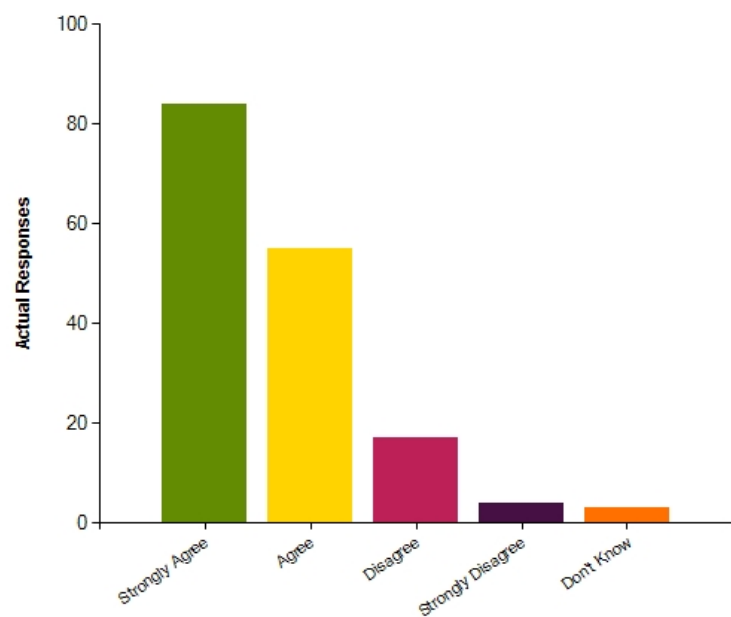
Average Response	1.43
Most Popular Response	Strongly Agree



**Question :** My child reads their school reading book because they want to

	Strongly Agree	Agree	Disagree	Strongly Disagree	Don't Know
No. Of Responses	84	55	17	4	3
Response Percentage	51.53	33.74	10.43	2.45	1.84

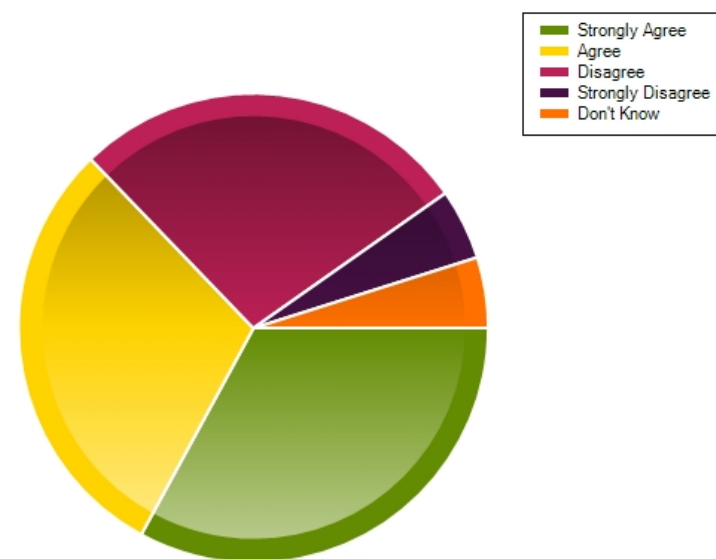
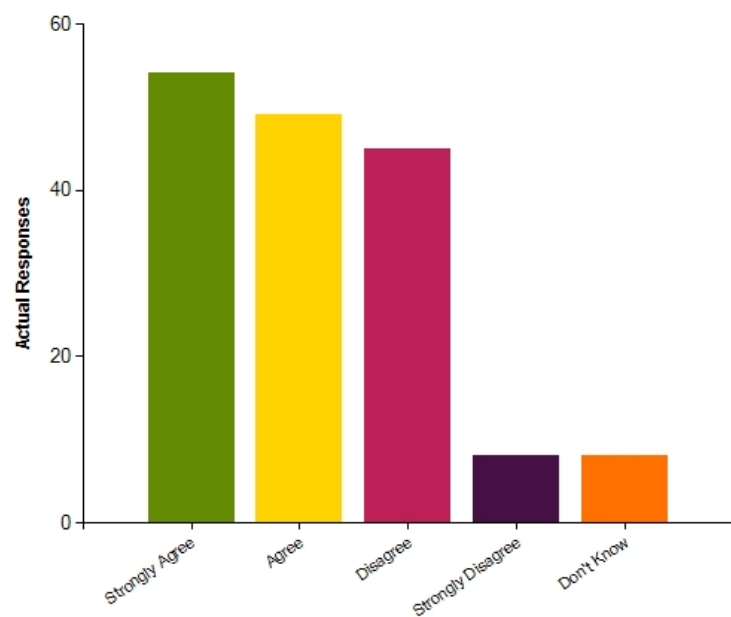
Average Response	1.69
Most Popular Response	Strongly Agree



**Question :** I know which reading books are available to my child in school

	Strongly Agree	Agree	Disagree	Strongly Disagree	Don't Know
No. Of Responses	54	49	45	8	8
Response Percentage	32.93	29.88	27.44	4.88	4.88

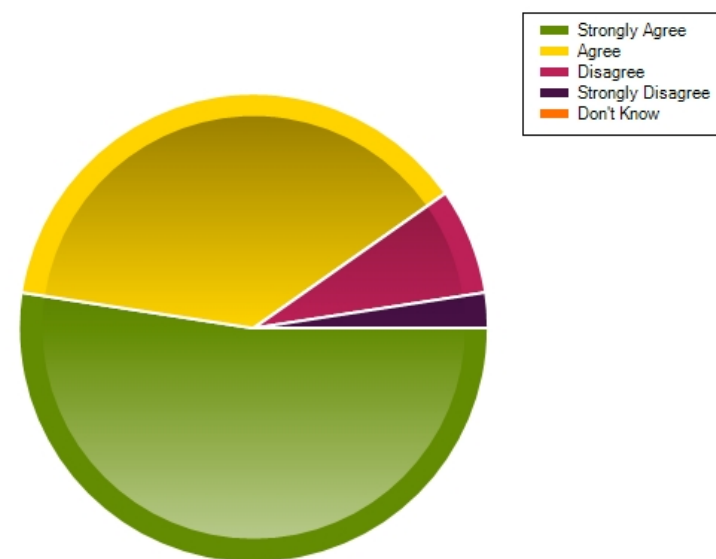
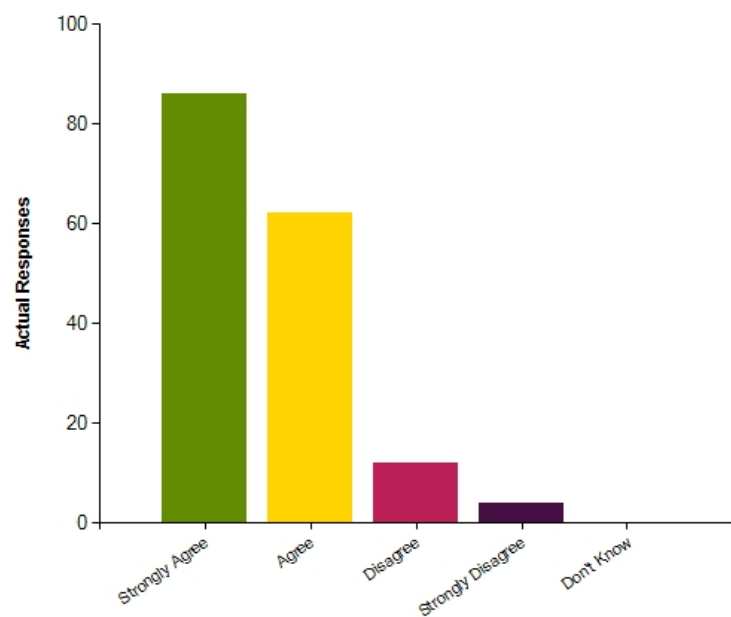
Average Response	2.19
Most Popular Response	Strongly Agree



**Question :** I am kept informed of my child's reading progress at school

	Strongly Agree	Agree	Disagree	Strongly Disagree	Don't Know
No. Of Responses	86	62	12	4	0
Response Percentage	52.44	37.8	7.32	2.44	0

Average Response	1.6
Most Popular Response	Strongly Agree



**Question :** I am aware of the types of reading matter which a child should cover at different ages

	Strongly Agree	Agree	Disagree	Strongly Disagree	Don't Know
No. Of Responses	74	61	23	4	2
Response Percentage	45.12	37.2	14.02	2.44	1.22

Average Response	1.77
Most Popular Response	Strongly Agree

