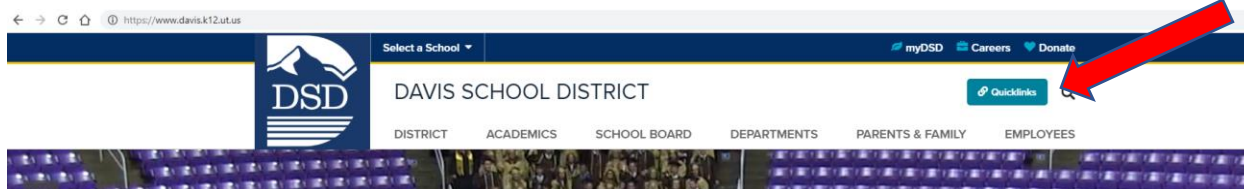


## Edgenuity Instructions

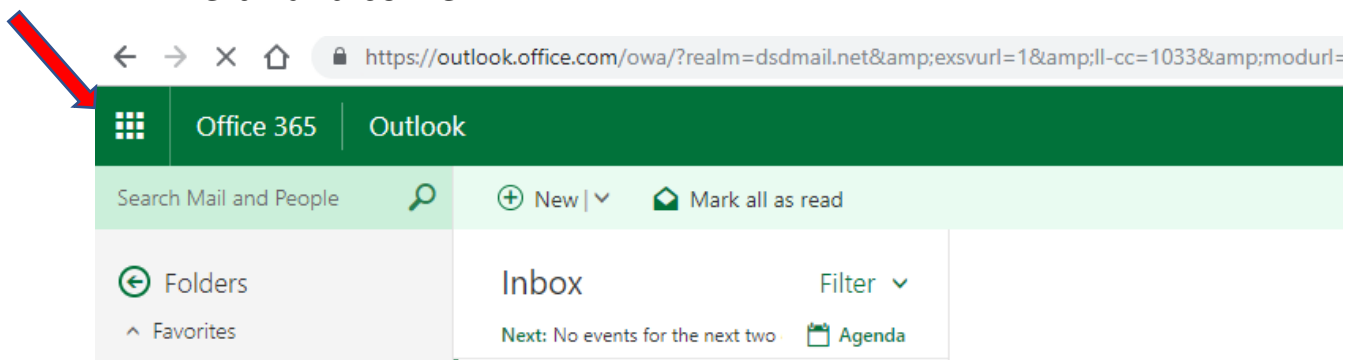
Edgenuity is a self-paced program that students can earn original or recovery credit. Students may be placed on Edgenuity for various reasons including home and hospital services, or other credit awarding circumstances. Every teacher can access and use Edgenuity courses through Canvas for classroom use, or through their district email for other purposes.

To access Edgenuity please do the following.

1. Go to Davis School District Homepage and click on Quick links



2. Click on Email / Office 365.
3. When you open your email, you will see the Waffle icon in the top left-hand corner.

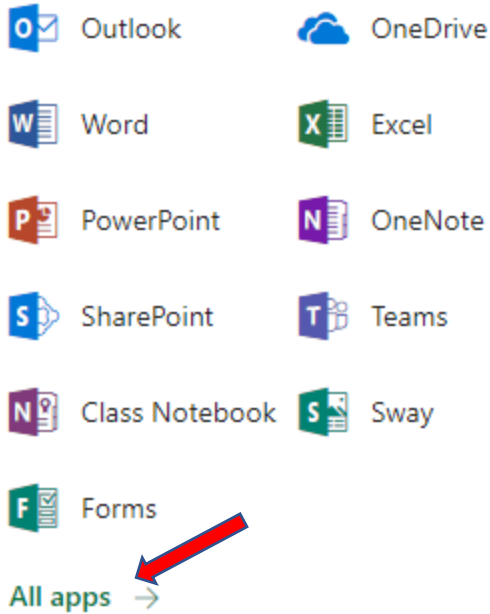


4. Click on the waffle icon, and click on All apps →

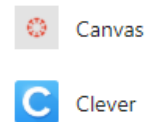


Office 365 →

## Apps



## Other



5. Find the Clever App. It is under the Other Section.

6. Once you click on Clever, it should automatically sign you into the portal with your Microsoft credentials. If it doesn't please put in your Encore / Microsoft username and password.

7. You can add the Clever Extension if you are using Chrome which will take you directly to the Clever Portal. Just click on the add the Clever Extension. You don't have to do this only if you want faster access.

8. After you enter the Clever Portal, click on Edgenuity.