



**LAGUNA BEACH UNIFIED
SCHOOL DISTRICT**

CA Dashboard

Local Indicators Report

Chad Mabery, Ed.D.

October 22, 2019

LCFF Priority Metrics



PRIORITY	State Indicator	Local Indicator
Priority 1: Basic Services		<ul style="list-style-type: none"> ● Instructional materials, facilities, and teachers
Priority 2: Implementation of State Academic Standards		<ul style="list-style-type: none"> ● Progress in implementing the standards for all content areas
Priority 3: Parent Engagement		<ul style="list-style-type: none"> ● Input from parents/guardians in decision making and promotion of parental participation in programs
Priority 4: Student Achievement	<ul style="list-style-type: none"> ● Academic Indicator ● English Learner Progress Indicator 	
Priority 5: Student Engagement	<ul style="list-style-type: none"> ● Graduation Rate Indicator ● Chronic Absenteeism Indicator 	
Priority 6: School Climate	<ul style="list-style-type: none"> ● Suspension Rate Indicator 	<ul style="list-style-type: none"> ● Perceptions of school safety and connectedness
Priority 7: Access to a Broad Course of Study	<ul style="list-style-type: none"> ● College/Career Indicator 	<ul style="list-style-type: none"> ● Progress of access and enrollment in a broad course of study
Priority 8: Outcomes in a Broad Course of Study	<ul style="list-style-type: none"> ● College/Career Indicator 	
Performance Metrics		Met ◆ Not Met ◆ Not Met for 2 or more years

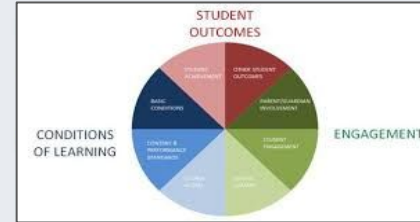
2018



DISTRICT PERFORMANCE OVERVIEW

Laguna Beach Unified

Explore the performance of Laguna Beach Unified under California's Accountability System.



Chronic Absenteeism

Green

Suspension Rate

Yellow

English Learner Progress

No Performance Color

Graduation Rate

Blue

College/Career

Green

English Language Arts

Blue

Mathematics

Blue

Basics: Teachers, Instructional Materials, Facilities

STANDARD MET

Implementation of Academic Standards

STANDARD MET

Parent Engagement

STANDARD MET

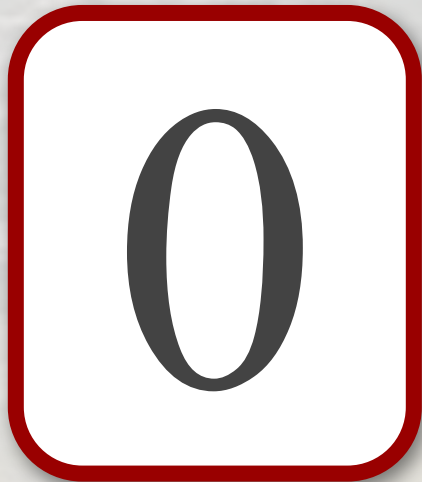
Local Climate Survey

STANDARD MET

Access to a Broad Course of Study

STANDARD MET

Local Indicator: Basic Services



- Percent of teacher *mis*-assignments and vacant teacher positions.
- Percent of students *without* access to instructional materials.
- Number of schools *not* in “good repair” status.

Implementation of State Academic Standards



*Progress for recently adopted K-12 aligned **instructional materials, instructional practices, and professional learning** in....*

- ELA = 4
- ELD = 3
- Mathematics = 4
- Next Generation Science Standards = 3
- History-Social Science = 3

*Progress for K-12 **state academic standards** implementation in...*

- CTE = 4
- Health Education = 4
- PE = 4
- VAPA = 4
- World Languages = 4

School staff agree...

- District and school leaders **value** professional development = **83%**
- Professional learning **positively impacts** their instructional practice = **70%**

Source: Annual LCAP Survey - Staff

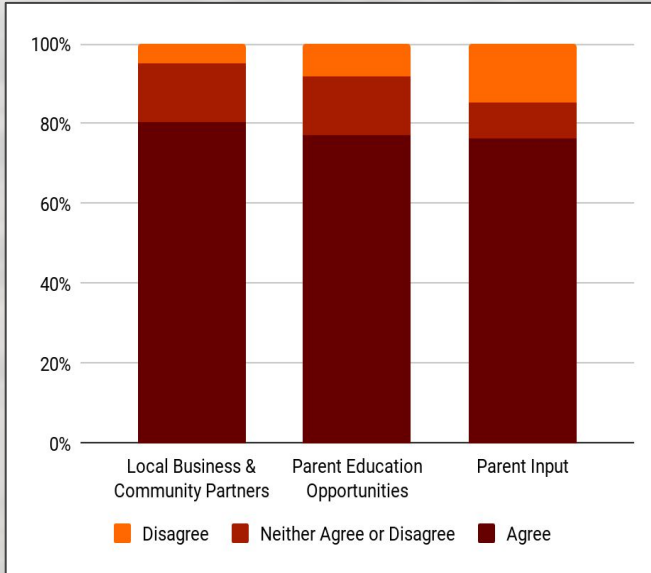
**Self-Assessment Rating Scale: 1 – Exploration and Research Phase; 2 – Beginning Development; 3 – Initial Implementation; 4 – Full Implementation; 5 – Full Implementation and Sustainability*



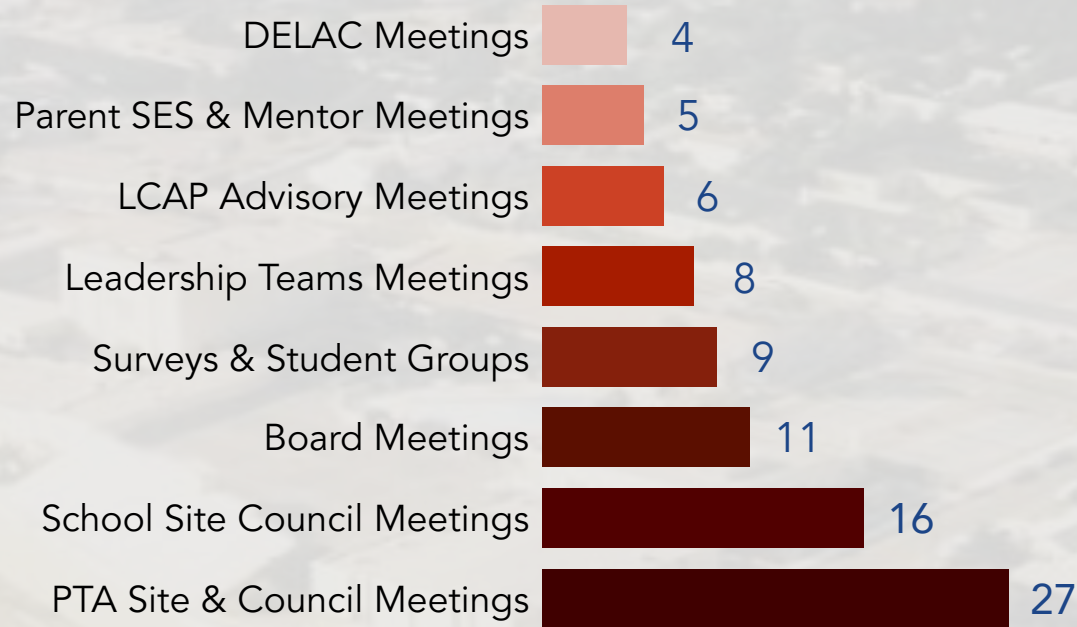
Local Indicator: Parental Engagement



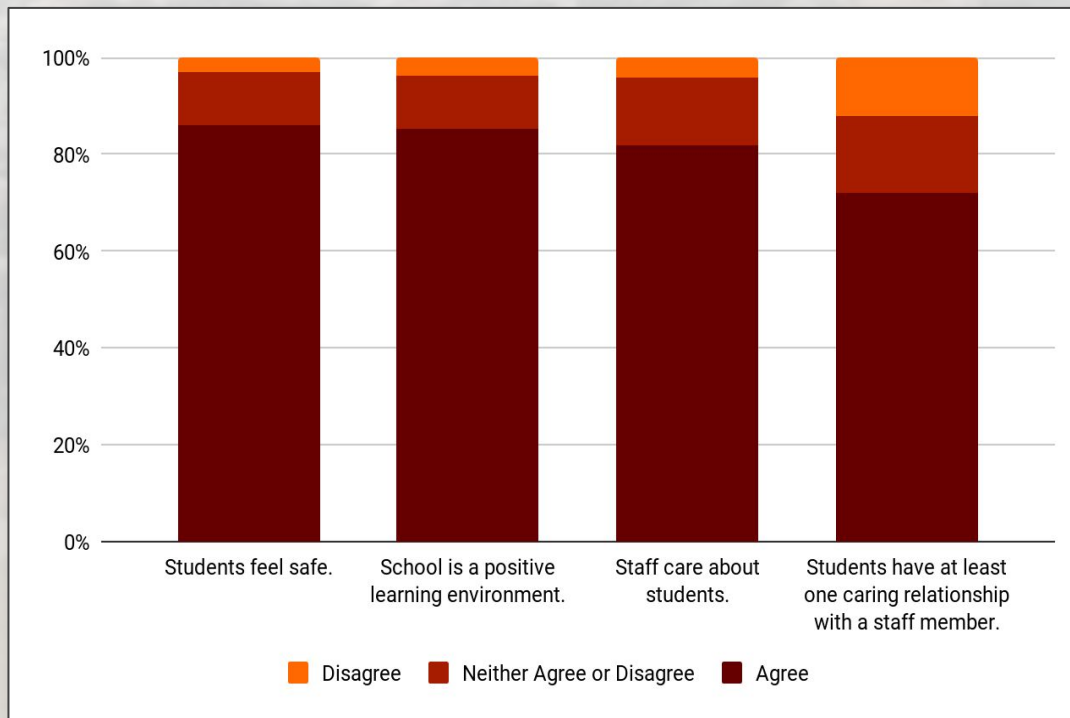
LBUSD is effective with...



District & School Plans: Stakeholder Input by the Numbers



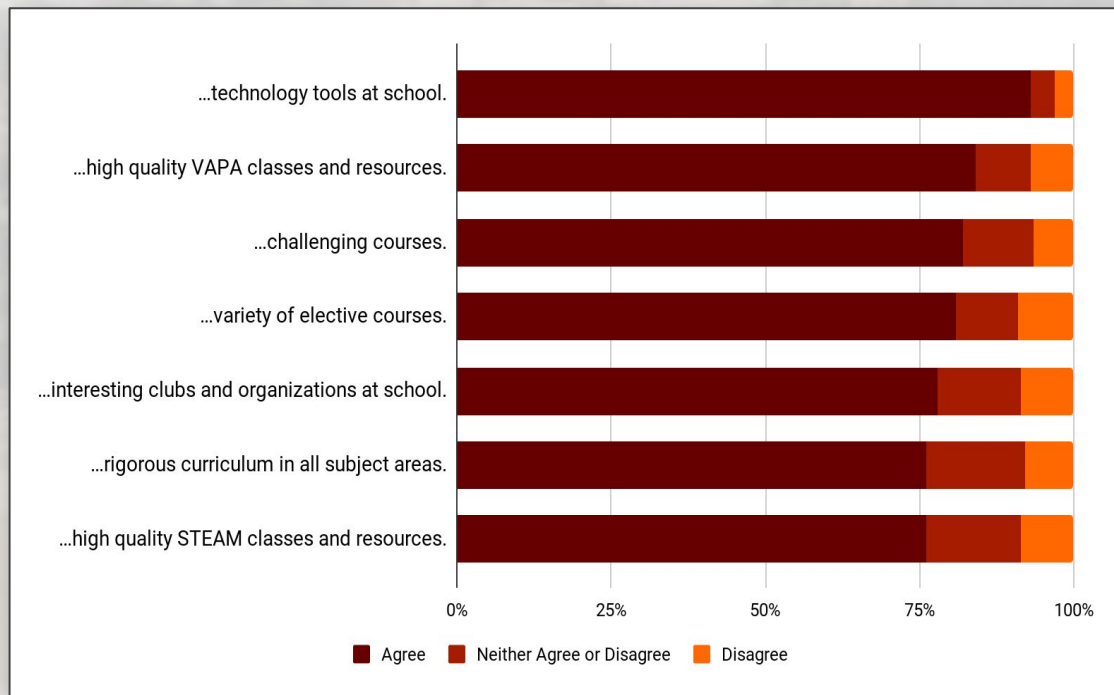
Local Indicator: School Climate



Access to a Broad Course of Study



Students have access to...





**LAGUNA BEACH UNIFIED
SCHOOL DISTRICT**

CA Dashboard

Local Indicators Report

Chad Mabery, Ed.D.

October 22, 2019