

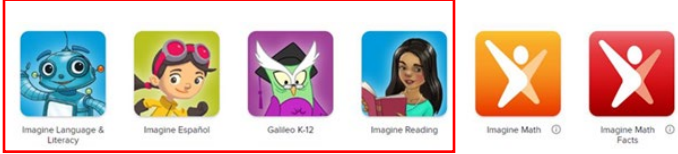
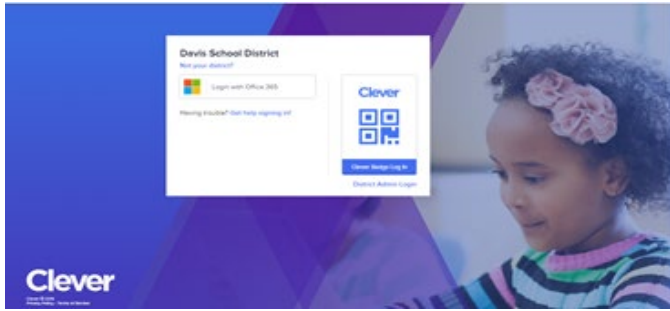
Imagine Learning Updates for the 2019 – 2020 School Year:

Imagine Learning Multi-Product Portal with Clever - Imagine Language & Literacy, Imagine Español, Imagine Reading, and the Galileo Assessment Tool

NEW! Teacher Imagine Learning Product Selection Screen with Clever

After you have logged in through Clever with your district email and password, you will see all Imagine Learning products that your school has selected.

URL: <https://clever.com/in/dsdclever>



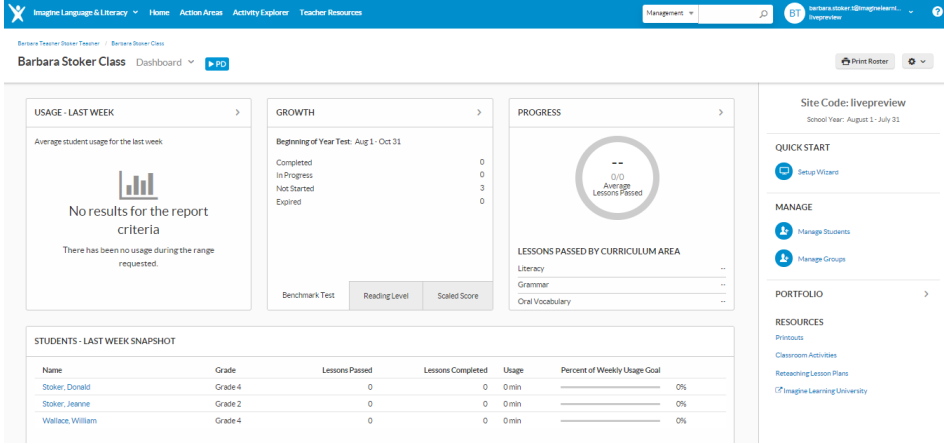
The icons in Clever for Imagine Language & Literacy, Imagine Español, Galileo, or Imagine Reading will **all** take you to the **Imagine Learning Product Selection Screen** for **all** literacy products. (See below.)

Note: If you use **Imagine Math** or **Imagine Math Facts**, you will need to select the corresponding orange or red icons to access the teacher portal for those products.

Please select a dashboard:

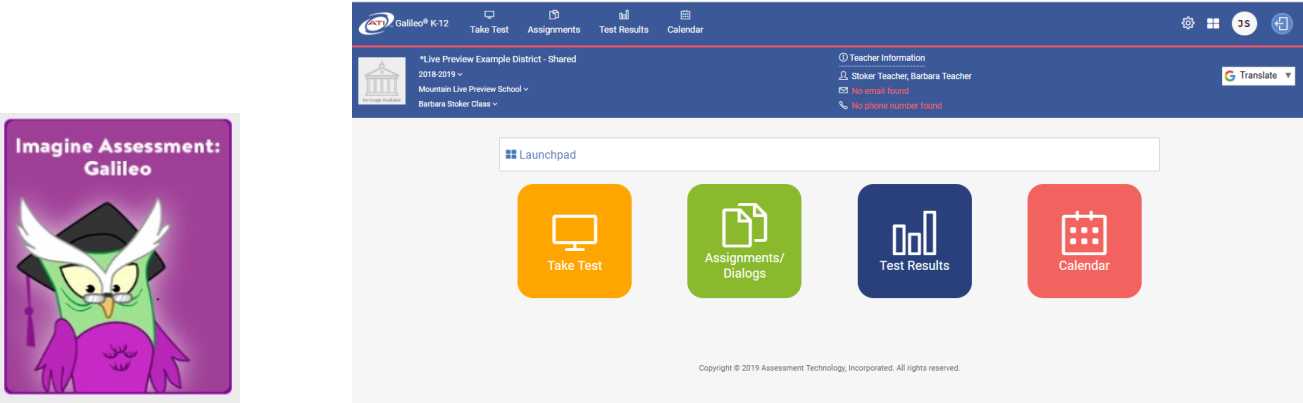


Click on the **Imagine Language & Literacy** icon to access the Imagine Language & Literacy Teacher Portal.

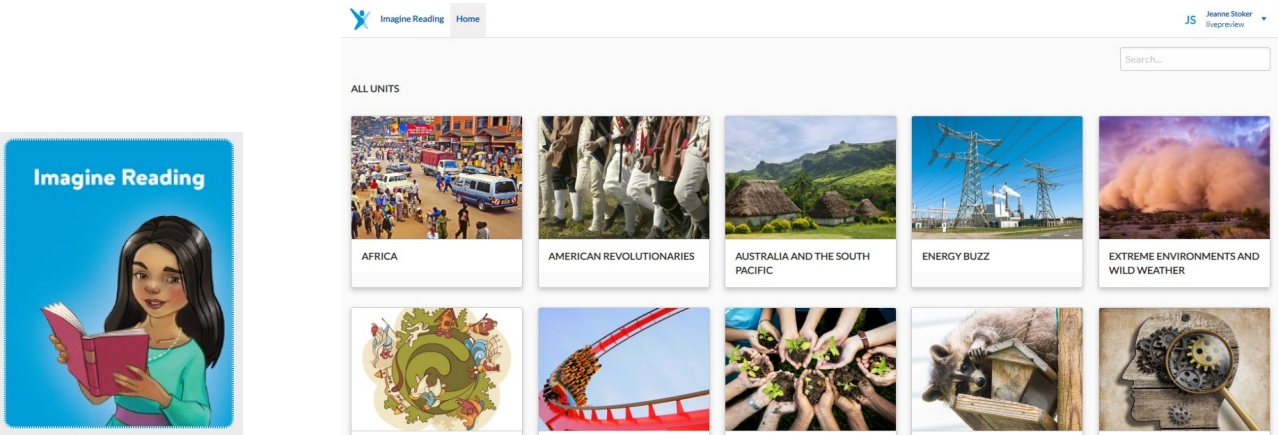


Name	Grade	Lessons Passed	Lessons Completed	Usage	Percent of Weekly Usage Goal
Stoker, Donald	Grade 4	0	0	0min	0%
Stoker, Jeanne	Grade 2	0	0	0min	0%
Wallace, William	Grade 4	0	0	0min	0%

Click on the **Imagine Assessment: Galileo** icon to try out our new assessment tool. This year, we are beta-testing it before integrating it into our products next year, so accessing Galileo is **optional** at this time. More details will follow about this tool and how to use it in the coming months.




Click on **Imagine Reading** to access our new reading program for students in grades 3 – 8 that provides age-appropriate content in a flexible blended-learning environment. Students should be at a Lexile reading level of 550+ and their English Language Proficiency should be greater than a 2.9 to be able to successfully use the program. You can accelerate comprehension with shared literacy experience, deepen knowledge using text sets, and provide engagement across all four literacy domains.

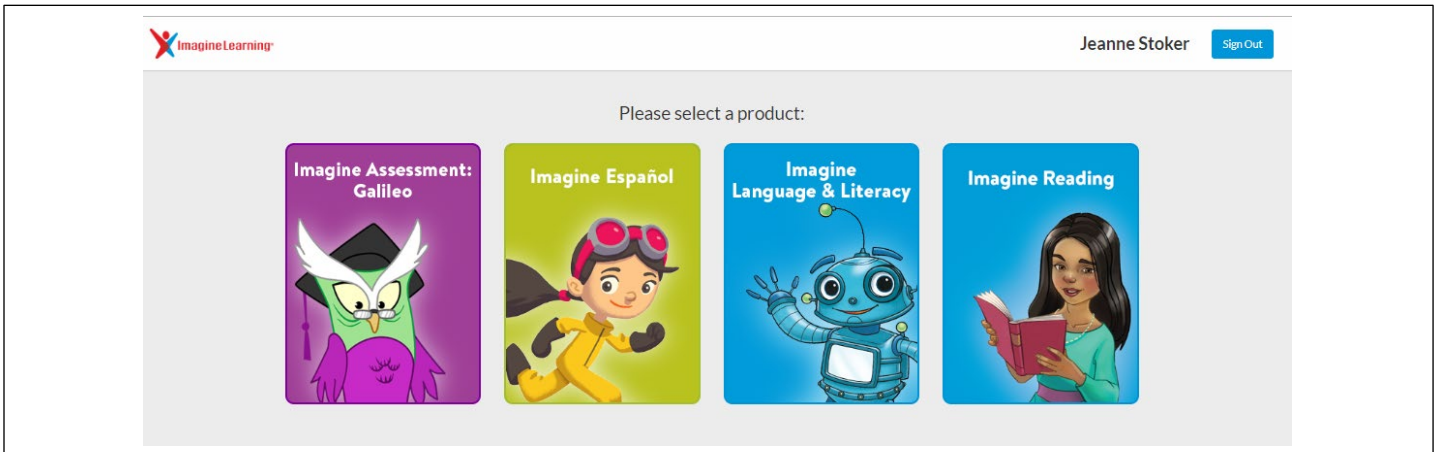


NEW! Student Product Selection Screen

Students access their products through Clever as well either with their district email and password or with a Clever badge if the device has a camera. Please note, they can access all literacy programs through the Imagine Language & Literacy blue Booster icon in their Clever dashboard. The other icons are also placeholders which will also take them to the same Student Product Selection Screen. Students click on the Imagine Math or Imagine Math facts icons to go directly into those products.



Once students have logged in through Clever, they will see the **Imagine Learning Product Selection Screen**. Please direct them to click on the blue Booster icon to access Imagine Language & Literacy unless you want them to access other available products.



After selecting Imagine Language & Literacy, they will be prompted to confirm that they are the user whose name appears on the screen by clicking **Yes**. Next, a loading screen will appear and then they will be taken into their regular placement test.

