

# LakeOrion360 LOGIN HAS CHANGED


Log in to Office 365 and click on the app waffle.



Scroll down and select "all apps"



## Apps

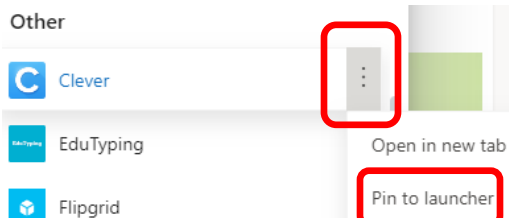


All apps →

On the next screen scroll down and select "Explore all your apps" and search for Clever.

→ Explore all your apps

Scroll down and find the Clever app. Right click the 3 dots and select "Pin to launcher". This will place Clever directly inside the app waffle.

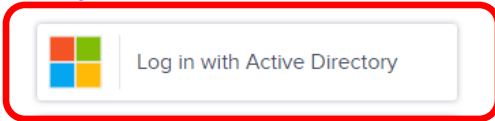


(FLIP OVER)


Click on Clever to launch the portal. Select “Log in with Active Directory”.

## Lake Orion Community School District

[Not your district?](#)




Having trouble? [Get help signing in!](#)



[District Admin Login](#)

Clever will launch and you will see “Lake Orion High School” at the top of your screen.

Click on Suite360 and it will open the application assigned to Lake Orion Schools (LO360).



### More apps

