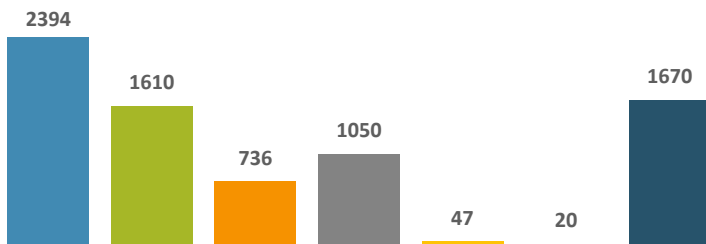


FALL 2019 FIRST LOOK

a quick reference for enrollment at the beginning of the semester



LOCATION	%	N-19	N-18	+/-	+/- %
Senatobia	31.8%	2394	2434	-40	-1.6%
DeSoto Center	21.4%	1610	1756	-146	-8.3%
Lafayette/Yalobusha	9.8%	736	809	-73	-9.0%
eLearning	13.9%	1050	1047	3	0.3%
Olive Branch	0.6%	47	44	3	6.8%
Ashland	0.3%	20	18	2	11.1%
Dual Enrollment	22.2%	1670	1424	246	17.3%
System-Wide		7527	7532	-5	-0.1%

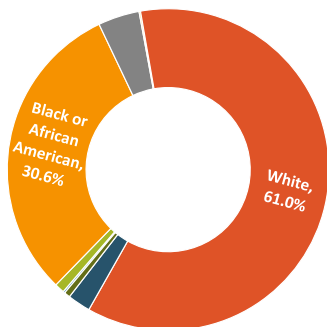
DEGREE TYPE	%	N-19	N-18	+/-	+/- %
Associate of Arts	61.1%	4599	4840	-241	-5.0%
Assoc. of Applied Sciences	9.6%	723	728	-5	-0.7%
Certificate	5.0%	380	351	29	8.3%
Dual Enrollment	22.2%	1670	1424	246	17.3%
Non-degree seeking	2.1%	155	189	-34	-18.0%

CLASSIFICATION	%	N-19	N-18	+/-	+/- %
Freshman	38.5%	2897	3031	-134	-4.4%
Sophomore	37.3%	2805	2888	-83	-2.9%
Dual Enrollment	22.2%	1670	1424	246	17.3%
Non-degree seeking	2.1%	155	189	-34	-18.0%

ENROLL INTENT	FULL-TIME	PART-TIME
Degree Seeking	3889	1813
Non Degree Seeking	2	153
Dual Enrollment	18	1652



- American Indian/Alaska Native, 0.2%
- Asian, 1.0%
- Black or African American, 30.6%
- Hispanic/Latino, 4.2%
- Native Hawaiian/ Other Pacific Islander, 0.1%
- White, 61.0%
- Two or more races, 2.3%
- Unknown/Undeclared, 0.6%



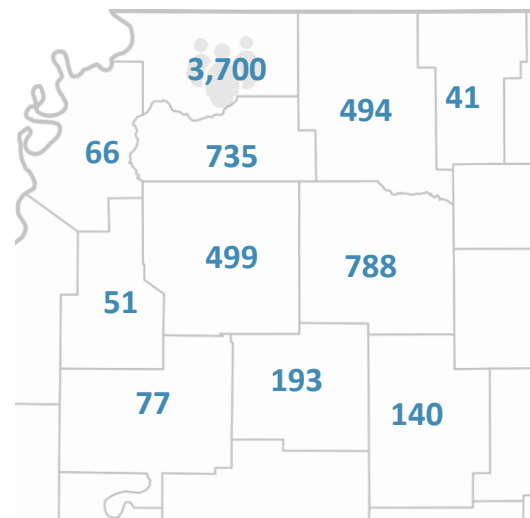
CREDIT HOURS	%	N-19	N-18	+/-	+/- %
Senatobia	37.9%	33249	33175	74	0.2%
DeSoto Center	23.3%	20415	21105	-690	-3.3%
Lafayette/Yalobusha	10.7%	9353	9860	-507	-5.1%
eLearning	18.2%	15930	14486	1444	10.0%
Olive Branch	0.9%	757	628	129	20.5%
Ashland	0.4%	310	288	22	7.6%
DE - High School	8.8%	7722	6546	1176	18.0%
System-Wide		87736	86088	1648	1.9%

ESTIMATED FTE		5817	5695	121	2.1%
---------------	--	------	------	-----	------

TERM CREDIT HOURS	%	N-19	N-18	+/-	+/- %
FULL-TERM	91.1%	79954	80619	-665	-0.8%
MINI-TERM 1	4.9%	4278	2963	1315	44.4%
MINI-TERM 2	4.0%	3504	2506	998	39.8%

RETURNING	%	N-19	N-18	+/-	+/- %
Previous NWCC student	12.2%	920	890	30	3.4%
Returning spring student	46.6%	3511	3488	23	0.7%
First-Time at NWCC	41.1%	3096	3154	-58	-1.8%

RESIDENCE	%	N-19	N-18	+/-	+/- %
District Counties	90.1%	6784	6759	25	0.4%
Other MS	6.4%	483	470	13	2.8%
Out of State	3.5%	260	303	-43	-14.2%



AVERAGE CLASS SIZE	FL19	FL18
Academic	18	18
Career-Technical	11	11
DE - High School	17	12

AVERAGE AGE	FL19	FL18
Degree Seeking	22	23
Non Degree Seeking	45	42
DE - High School	17	17



NORTHWEST
MISSISSIPPI COMMUNITY COLLEGE