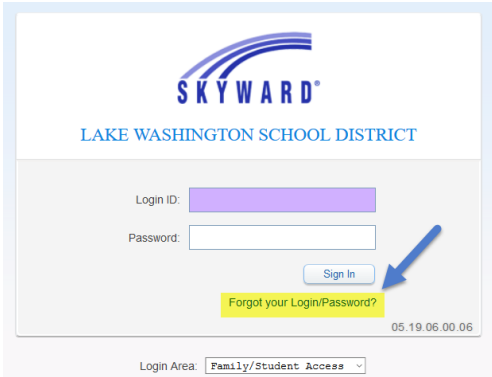

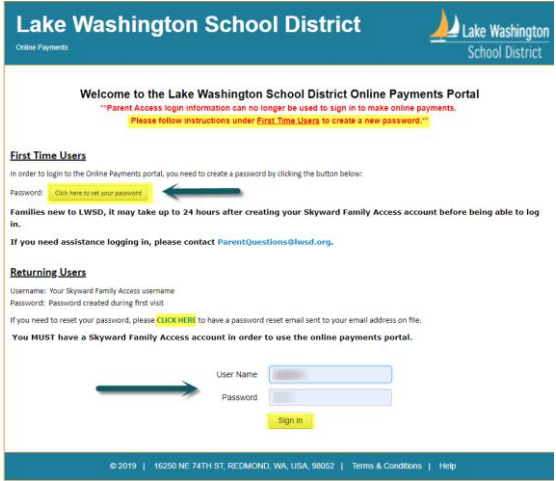
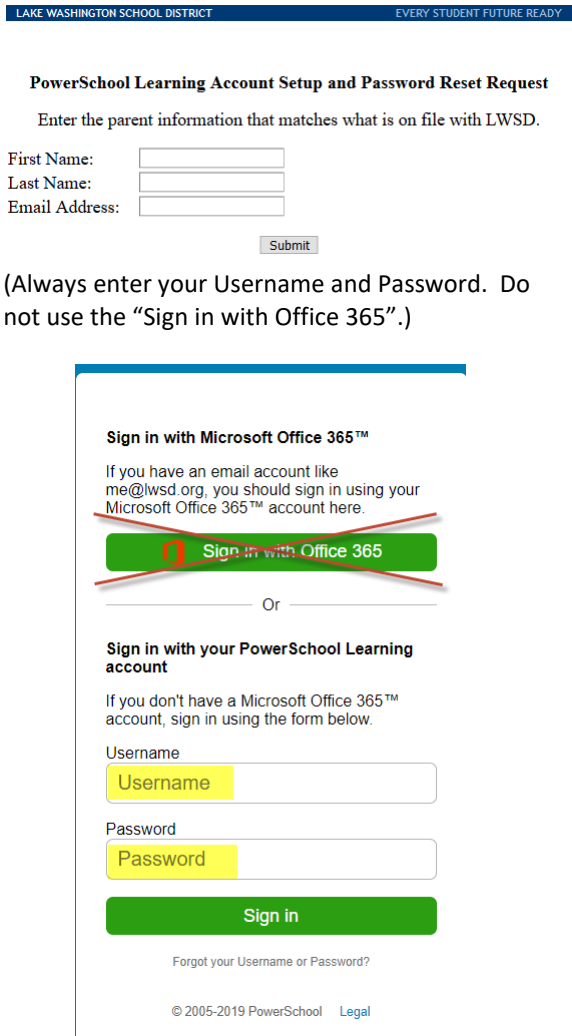


System	Username	Password	Forgot your username or password?	Note
<p>Skyward Family Access on your computer using a web browser</p> <p>You will find: Gradebook Attendance Student Information Schedule Test Scores Academic History Portfolio Skylert Health Info Online Student Information Verification</p>	<p>The typical (not all!) username consists of the first 5 letters of the last name followed by the first 3 letters of the first name, followed by a 3 digit number. Someone with a name of JOHN LEE for example will need to fill in the extra characters with spaces. In this case, John Lee with a username of LEE JOH000, will enter “L”, “E”, “E”, space, space, “J”, “O”, “H”, “0”, “0”, “0”.</p>	<p>10-16 characters in length including a letter, a number and a special character.</p>	<p>To get your username and reset your password, click on the “Forgot Your Login/Password” link on the Skyward login page http://family.lakewashington.wa-k12.net.</p> <p>Enter your email address on file at the school when prompted.</p> <p>You will receive a password reset email.</p>  <p>Known Issue: Create a password that is 10-16 characters in length including a letter, a number and a special character. The system allows you to create a password longer than 16 characters, <u>but it only saves up to 16 characters!</u></p>	<p>Helpful Tip: Your Skyward LOGIN (username) can be found in the password reset email you receive and, in the password reset screen.</p>
<p>Skyward Mobile App</p> <p>You will find: Attendance Gradebook Message Center Portfolio Schedule Student Information</p>	<p>(You must first login on your computer to get your Skyward username and password.</p> <p>After you follow the Skyward Mobile Access setup instructions, you will only need the 4 digit passcode to login to the mobile app.)</p>	<p>4-Digit Passcode</p>	<p>Download the Skyward Mobile App</p>  <p>Locate District by District Name – Lake Washington School District Redmond, WA</p>	<p>Helpful Tip: If you change your computer password, you will be prompted to validate your login credentials again for the mobile app.</p>

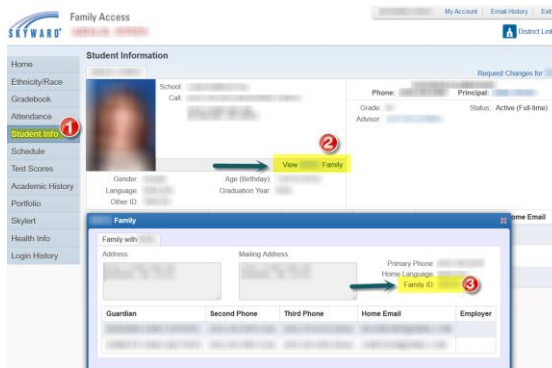
			<p>Select Product – School and Business Management, Family, Student, Teacher, and Employee</p> <p>Steps below are done the first time you login or when you change your computer password.</p> <p>Login Credentials</p> <ul style="list-style-type: none"> • Login: (Enter your Skyward Computer Login) • Password: (Enter your Skyward Computer Password) • Enter your passcode: you will be prompted to enter a 4 digit security code to open the application. • Save • Select the Mobile option (not the Desktop option) <p>You are now logged in to the Skyward Mobile App. In the future, you only need to enter the 4 digit passcode to open the app.</p>	
<p>Online Payment</p> <p>You can: Pay for fines, fees, sports. Purchase items</p> <p>[For lunch account payments, see MySchoolBucks]</p>	<p>The same as your Skyward Username</p>	<p>Create your own password</p> <p>This password may or may not be the same as your Skyward password.</p>	 <p>Click on the “Click here to set your password” button. This password is your unique password for Online Payments. (This may or may not be the same as your Skyward password. Since your Online Payments password and your Skyward password are different, changing one will not necessarily change the other!)</p> <p>When prompted to Identify Your Account, enter the email address on record for your student. When a match is found, an automated password reset email will be sent to your email address. Click on the link to reset your password.</p>	<p>Helpful Tip: Your Username (same as Skyward Login Name) will display when you are prompted to reset your password.</p>

			<p>If you do not receive an email, check your SPAM folder and add no-reply@intouchreceipting.com to your safe senders list (whitelist). Use the F5 key on your keyboard to refresh your inbox.</p>	
<p>Powerschool Learning</p> <p>You can: Review student class announcements, assignments and calendars</p>	<p>The same as the old Parent Access username.</p>	<p>The same as the old Parent Access password.</p>	<p>To register for a new account or to reset your password, go to https://parent.lwsd.org/passwordreset/ And enter your first, last name and email address on file. A password reset email will be sent to you.</p> <p>For more information:</p> <p>https://www.lwsd.org/help/powerschool-learning-support</p>  <p>(Always enter your Username and Password. Do not use the “Sign in with Office 365”.)</p>	<p>Helpful Tip: Your username and password will display after clicking on the password reset link on the email you receive.</p>
<p>My Stop App</p> <p>You can:</p>	<p>Skyward Family ID</p>	<p>Skyward Family ID (Initial Password.</p>	<p>To find your Skyward Family ID:</p> <p>A. Skyward Family Access (computer)</p> <ol style="list-style-type: none"> 1. Click on Student Info 	

View the estimated time of arrival for your bus; View the approximate location of your school bus.

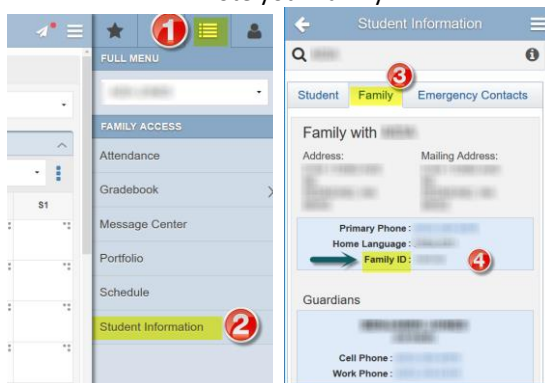
You may change your password after you login.)

2. Click on View [student name's] Family
3. Note your Family ID



B. Skyward Mobile App

1. Click on the Menu bar
2. Click on Student Information
3. Click on the Family tab
4. Note your Family ID



For more information:
<https://www.lwsd.org/programs-and-services/transportation/my-stop-app>

MySchoolBucks

Your Email Address

Create your own password.

To make a secure payment:

You can:
 Monitor your student's meal history
 Set up recurring / automatic monthly payments
 Set low-balance alerts

1. Go to [MySchoolBucks.com](https://www.myschoolbucks.com) and click SIGN UP FREE. Select the state and school district and complete the personal information requested. Click CREATE ACCOUNT.
2. The next screen will ask you to ADD A STUDENT. You will need your student's school, student's name, and date of birth. Click FIND STUDENT.

GUIDE TO PARENT LOGINS

			<ol style="list-style-type: none">3. Select the Meal Payment option you would like.4. If you have questions about MySchoolBucks, please call their customer support center at 1-855-832-5226. Assistance is available Monday - Friday from 8 a.m. to 5 p.m. EST. Or, email MySchoolBucks at parentsupport@myschoolbucks.com.5. For all other questions contact the Nutrition Services office at 425-936-1393, or email NutritionServ@lwsd.org.	
--	--	--	---	--