

COLLEGE PROFILE

Our diverse student body finds collegiate homes at a robust range of institutions, from Stanford to Syracuse, and from the University of Chicago to the University of Washington.

The college counseling program at University Prep is an extension of our educational philosophy, empowering students to grow into making their own decisions and directing their own futures. We encourage the college selection process to be one of discovery where each student finds their own best match, rather than a one-size-fits-all competition for the “best” school.

The class of 2019 contributed to winning athletic seasons, represented UPrep with pride on Global Link programs around the world, led science Olympiad and Model United Nations teams, and relished the opportunity to do a “deep dive” academically through Intensives. Goal by goal, course by course, and service project by service project, the Class of 2019 proved to be a dynamic, reflective, inspired, funny, bright, creative, compassionate and powerful group.

I hope this report provides you with a snap shot of the college program at UPrep and the diverse college paths our graduates choose, recognizing of course, that numbers, graphs, and charts, are insufficient to tell the story of the growth that transpires for each UPrep student during high school.

Although we celebrate our students’ college outcomes, what we rejoice in the most is the lives of distinction our Pumas lead post-college. In employment ranging from medicine to the legal field and from education to global affairs, our alumni are forces for good and excellence in their chosen professions.

As they head off to forty-four different colleges and universities, the Class of 2019 is ready to both embrace challenge and thrive in an ever-changing world.

In partnership,



Kelly Herrington

Director of College Counseling and Student Services



CLASS OF 2019 AT A GLANCE

STUDENTS: 71

AVERAGE SAT SCORE:

ENGLISH: 680

MATH: 670

COMPOSITE: 1350

AVERAGE ACT SCORE:

ENGLISH: 31

READING: 31

MATH: 28

SCIENCE: 28

COMPOSITE: 30

MEAN GRADE
POINT AVERAGE: 3.55

NATIONAL MERIT
COMMENDED SCHOLARS: 4

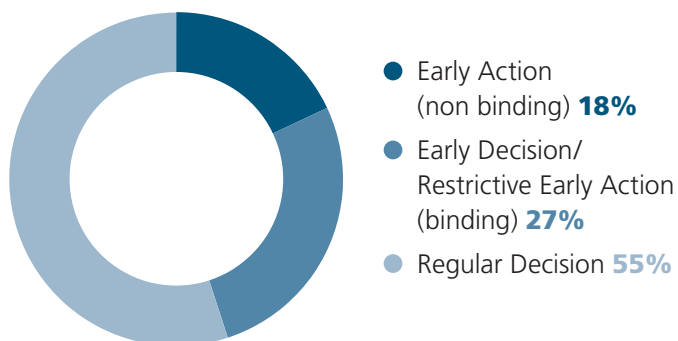
NATIONAL MERIT
FINALISTS: 3

WASHINGTON STATE
HONORS AWARD: 51 72%
OF THE
CLASS

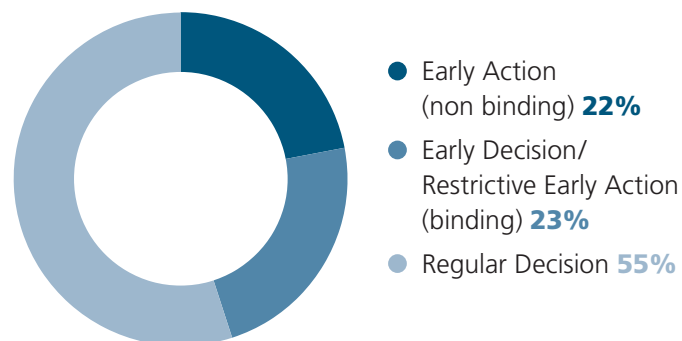
TOTAL APPLICATIONS
SUBMITTED: 639

APPLICATIONS
PER STUDENT: 9

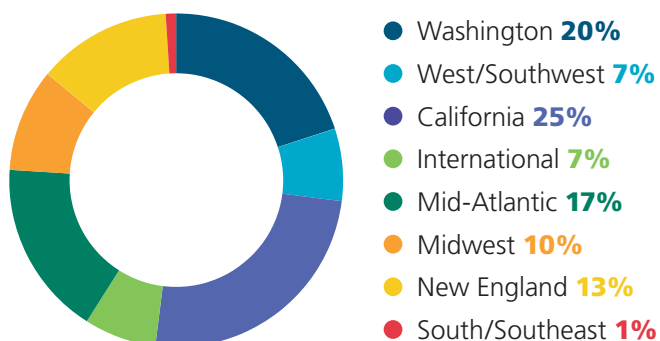
MATRICULATION BY APPLICATION TYPE 2019



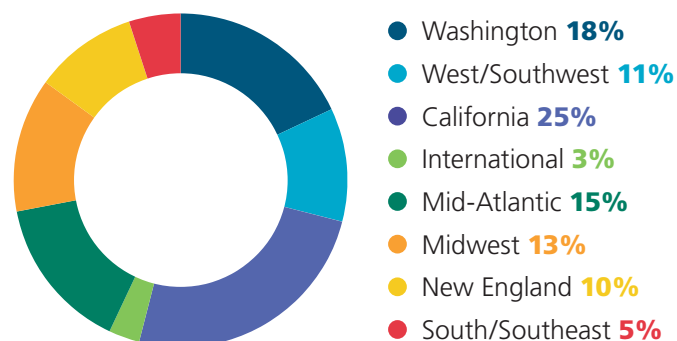
MATRICULATION BY APPLICATION TYPE 2015-2019



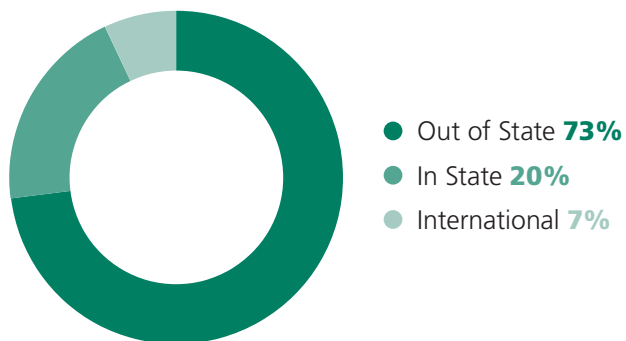
ENROLLMENT BY GEOGRAPHIC REGION 2019



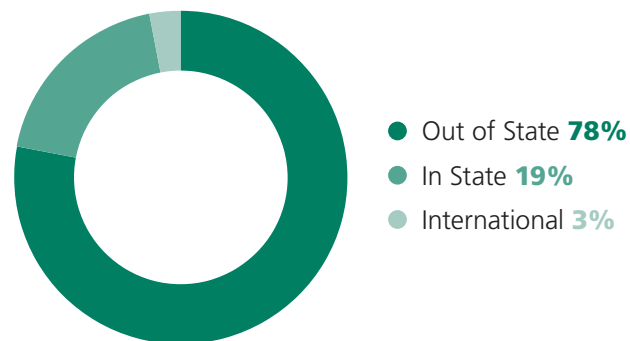
ENROLLMENT BY GEOGRAPHIC REGION 2015-2019



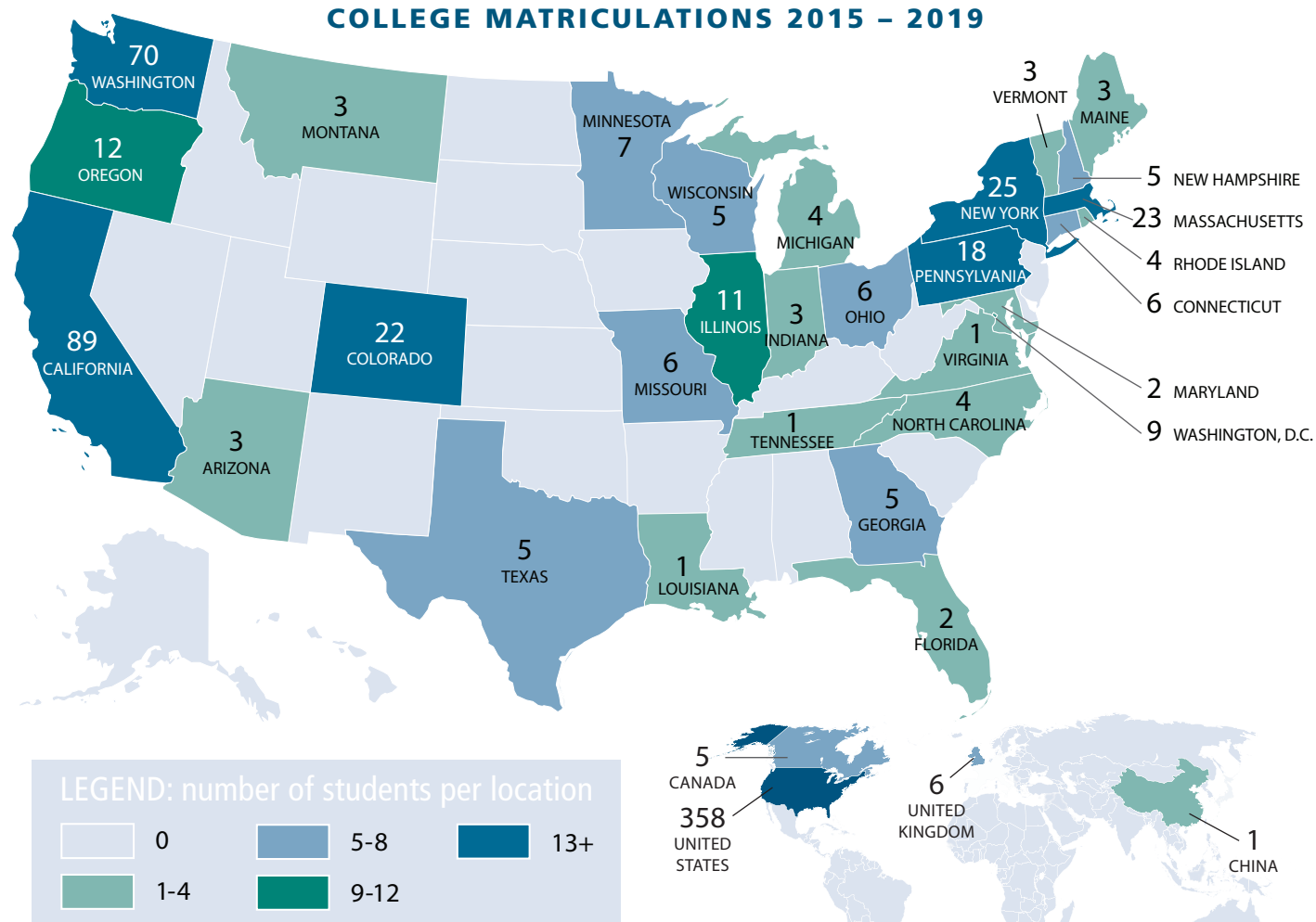
ENROLLMENT BY GEOGRAPHIC REGION 2019



ENROLLMENT BY GEOGRAPHIC REGION 2015-2019



COLLEGE MATRICULATIONS 2015 – 2019



CLASS OF 2019 MATRICULATION LIST

Boston College
Boston University
Cal Poly, San Luis Obispo
Chapman University (3)
Colorado College
Dartmouth College
George Washington University
Georgetown University
Hofstra University
Lafayette College
Lehigh University (2)

Loyola Marymount University (2)
Macalester College
Middlebury College
Northeastern University
Northwestern University (2)
Oregon State University
Parsons School of Design
Pitzer College (3)
Santa Clara University (6)
Seattle University
Swarthmore College

Tufts University
University of British Columbia (3)
University of California, Berkeley
University of California, Los Angeles
University of Chicago
University of Colorado, Boulder (2)
University of Oregon
University of Pennsylvania
University of Rochester
University of Southern California
University of St Andrews (2)

University of Washington (7)
University of Washington, Bothell
University of Wisconsin, Madison
Villanova University
Wake Forest University
Washington University, St. Louis (2)
Wesleyan University
Western Washington University (3)
Whitman College (2)
Williams College
Yale University (2)

COLLEGES WITH 3 OR MORE UPREP MATRICULATIONS 2015-2019

University of Washington (26)
Santa Clara University (20)
University of Southern California (18)
Whitman College (16)
Chapman University (9)
University of Colorado, Boulder (8)
University of Denver (8)
Northwestern University (7)
University of Oregon (7)
Colorado College (6)
Gonzaga University (6)
Occidental College (6)

Pitzer College (6)
University of St. Andrews (6)
Washington University in St. Louis (6)
Wellesley College (6)
Western Washington University (6)
Dartmouth College (5)
Loyola Marymount University (5)
University of Washington, Bothell (5)
Brown University (4)
California Poly, San Luis Obispo (4)
Columbia University (4)
University of British Columbia (4)

University of Pennsylvania (4)
Wesleyan University (4)
American University (3)
Barnard College (3)
Carleton College (3)
Case Western Reserve University (3)
George Washington University (3)
Georgetown University (3)
Lehigh University (3)
Macalester College (3)
Middlebury College (3)
Scripps College (3)

Seattle University (3)
Syracuse University (3)
Tufts University (3)
University of California, Berkeley (3)
University of Chicago (3)
University of Michigan (3)
University of Puget Sound (3)
University of San Diego (3)
Washington State University (3)

THE CLASSES OF 2015-2019 ARE ATTENDING **118 DIFFERENT COLLEGES**
IN **30 DIFFERENT STATES** AND **3 FOREIGN COUNTRIES**.



of the Class of 2019 was recognized as **WASHINGTON STATE HONORS RECIPIENTS** (which means they are in the top 10% of all graduating seniors in the state) and 10% were recognized by National Merit

Over the past five years,



of all submitted applications were admitted



of most graduating classes take gap years



On average, **200** college admission representatives visit UPrep every fall



of the Class of 2019 will attend a **TOP 50** national university or liberal arts college

MATRICULATION BY COLLEGE STUDENT BODY SIZE, CLASS OF 2019



SMALL (<5K)
21%



MEDIUM (5,001-14K)
49%



LARGE (>14K)
30%



of the Class of 2019 will attend a **TOP 25** national university or liberal arts college

MATRICULATION BY DISTANCE FROM HOME, CLASS OF 2019

SEATTLE



0-99
MILES



100-999
MILES



1,000-1,999
MILES



2,000-2,999
MILES



3,000+
MILES

QUESTIONS?

Kelly Herrington, Director of College Counseling and Student Services,
KHerrington@universityprep.org or 206.832.1226

Britten Nelson, Associate Director of College Counseling,
bnelson@universityprep.org or 206.832.1111

Wendy Robbins, College Counseling Assistant,
wrobbins@universityprep.org or 206.832.1127