



SHAWNEE
MISSION

SCHOOL DISTRICT

Jump Start to Learning

October 14, 2019



Presented by:

Dr. Leigh Anne Neal, Assistant Superintendent for Early Childhood Education | Principal, EC Center
Dr. Dan Gruman, Coordinator of Assessment & Research

Objectives

- Enhanced confidence and school readiness
- Early engagement with families and learners
- Classroom structures and routines
- Integration of social competencies
- Improve early literacy skills
- Improve early numeracy skills



Enrollment

- The program has grown from three sites serving 46 students in 2014 to a high of 20 sites serving 337 students in 2018.
- In 2019, there were 16 sites serving 298 students.
- Over five years, the program has served more than 1,400 students.

Number of Students Served - 2019

School Name	N
Apache	18
Bluejacket-Flint	15
Broken Arrow	17
Brookridge	20
Comanche	19
Crestview	18
East Antioch	24
Merriam Park	23
Nieman	28
Overland Park	8
Pawnee	20
Rising Star	12
Roesland	17
Rosehill	22
Rushton	13
Shawano	24
Total	298

Enrollment

Kindergarten Demographics 2019-2020


Race/Ethnicity

Race/ Ethnicity	Jump Start (N=271)	District (N=2045)
White	48%	66%
Hispanic	29%	17%
Black	11%	8%
Multi-Racial	5%	6%
Asian	6%	2%

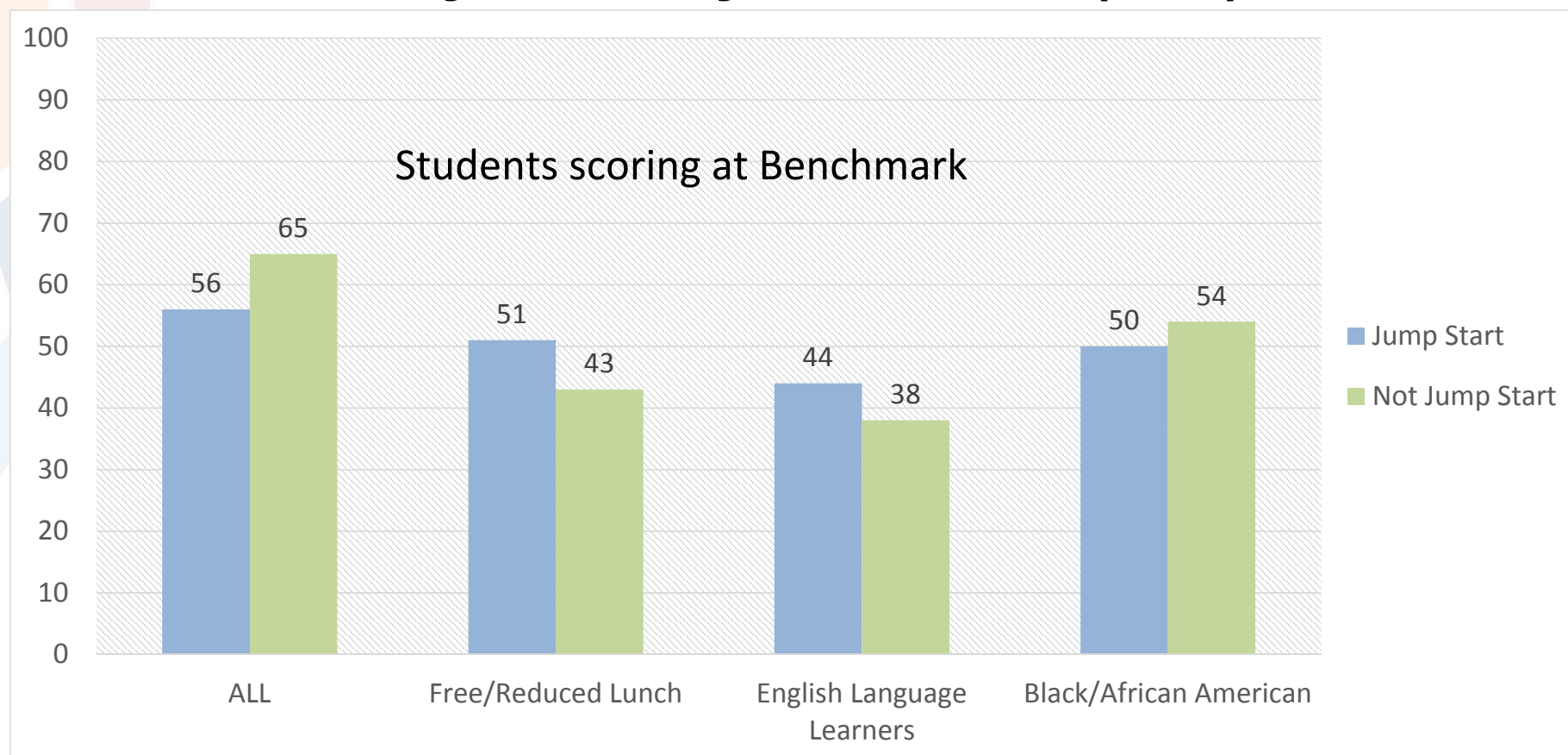
Other Demographics

Status	Jump Start (N=271)	District (N=2045)
Free/Reduced Lunch	52%	31%
ELL	26%	12%
SwD/SPED	14%	8%

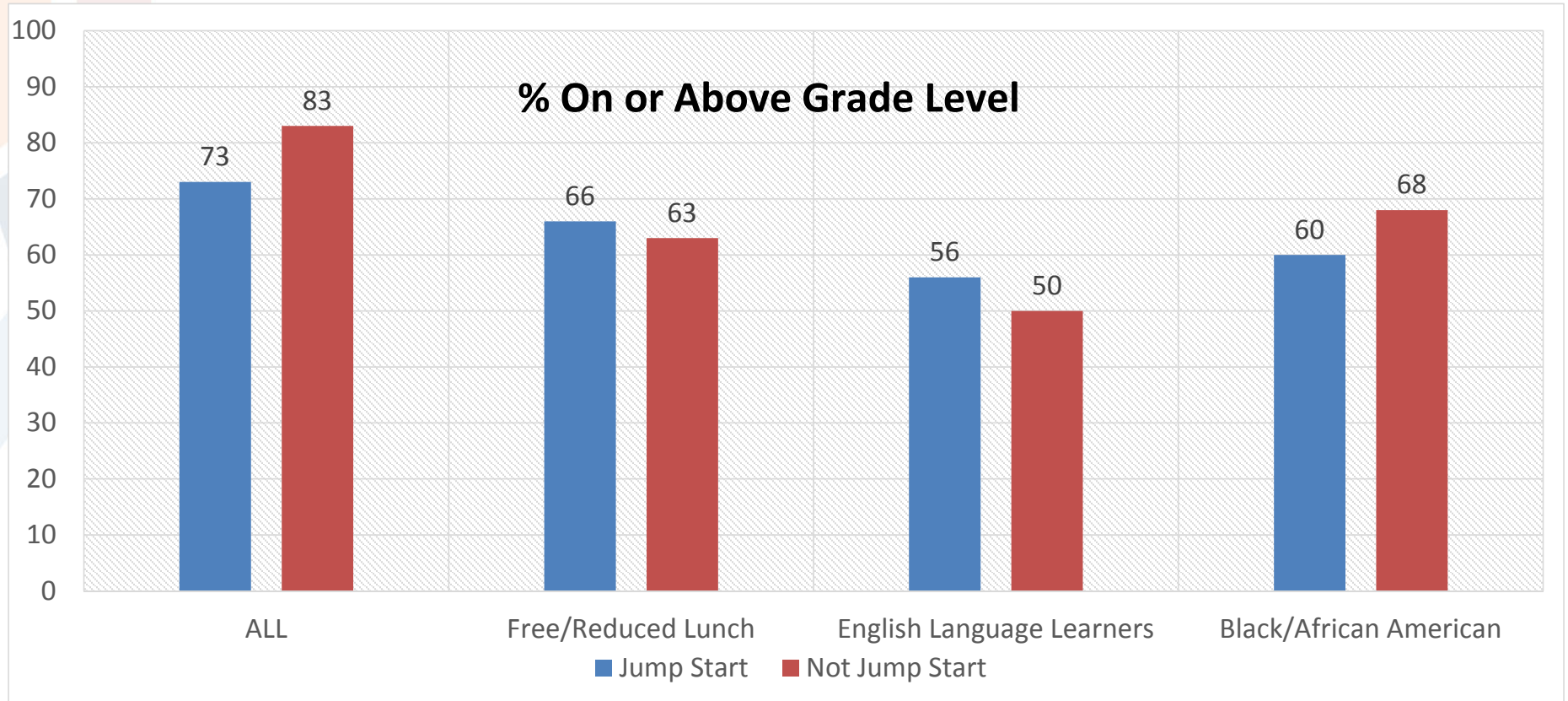
Kindergarten Screening Results



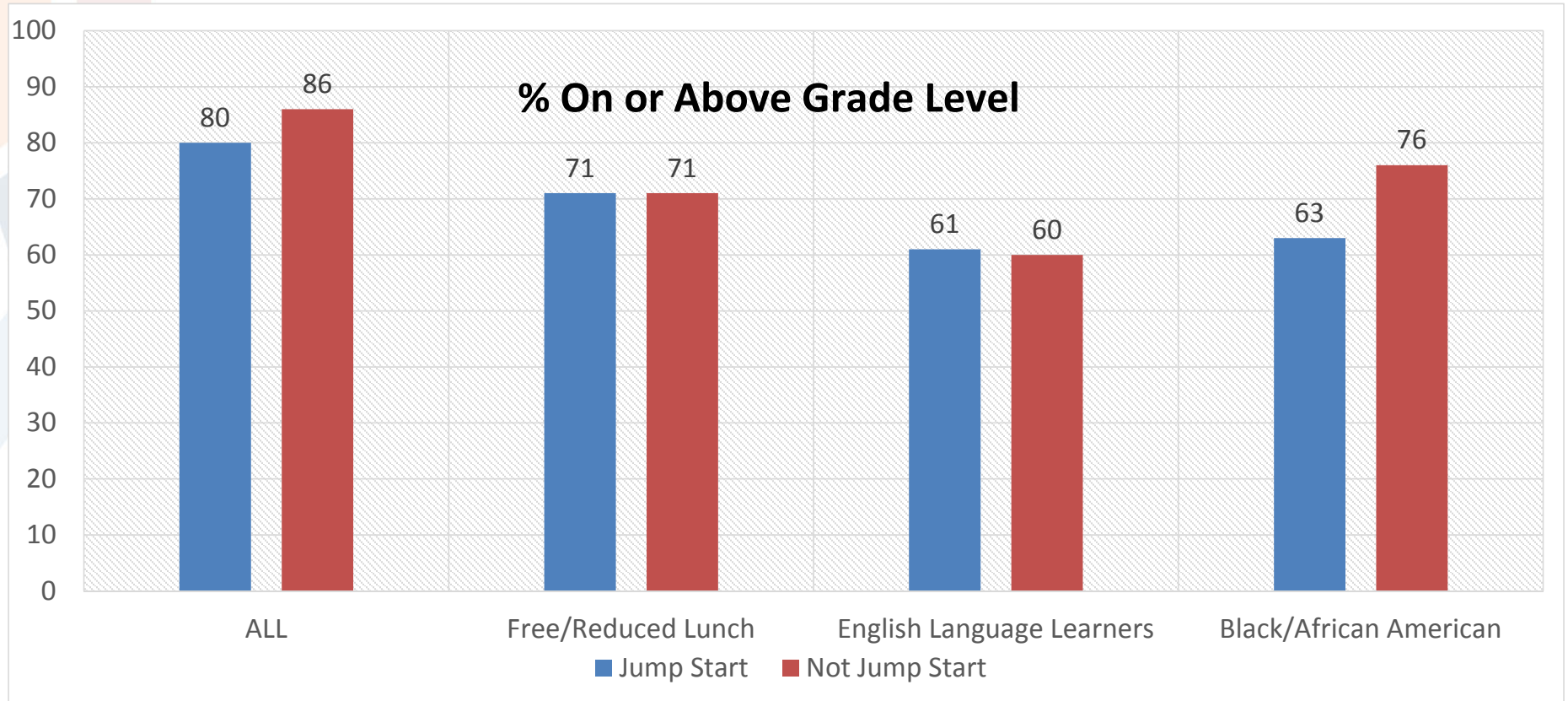
Early Literacy – DIBELS (Fall)



Early Literacy – NWEA MAP (Fall)



Early Numeracy – NWEA MAP (Fall)





Parent Engagement

Parent Feedback

At the conclusion of Jump Start to Learning, families were asked to complete a survey to provide feedback regarding the program.

- Respondents overwhelmingly (99.2%) indicated their child enjoyed Jump Start
- 82.5 percent of respondents indicated they agreed or strongly agreed that their child showed growth socially and/or emotionally during Jump Start to Learning.
- Students' growth in confidence and knowledge of school routines and expectations are among the most cited benefits by teachers, parents and administrators.
- 92.5 percent indicated they were satisfied/extremely satisfied with home/school communication
- 87.5 percent responded that parent engagement activities were important/ extremely important components of the program.

Thank you to our generous funding partners!



**Hall Family Foundation
Shawnee Mission Education Foundation
SMSD Title I Funds**



SHAWNEE
MISSION

SCHOOL DISTRICT