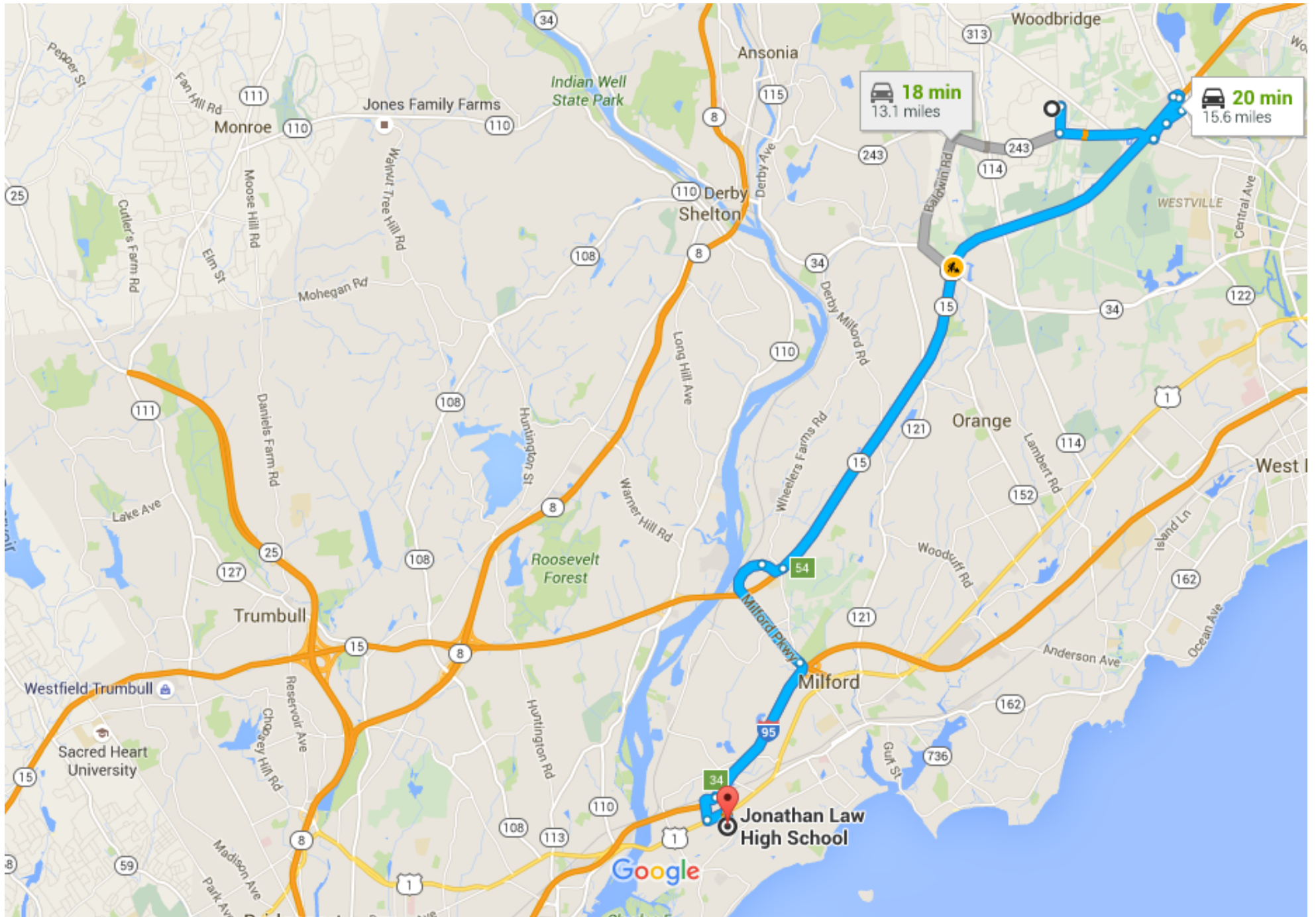




40 Beecher Rd, Woodbridge, CT 06525 to Jonathan Law High School

Drive 15.6 miles, 20 min



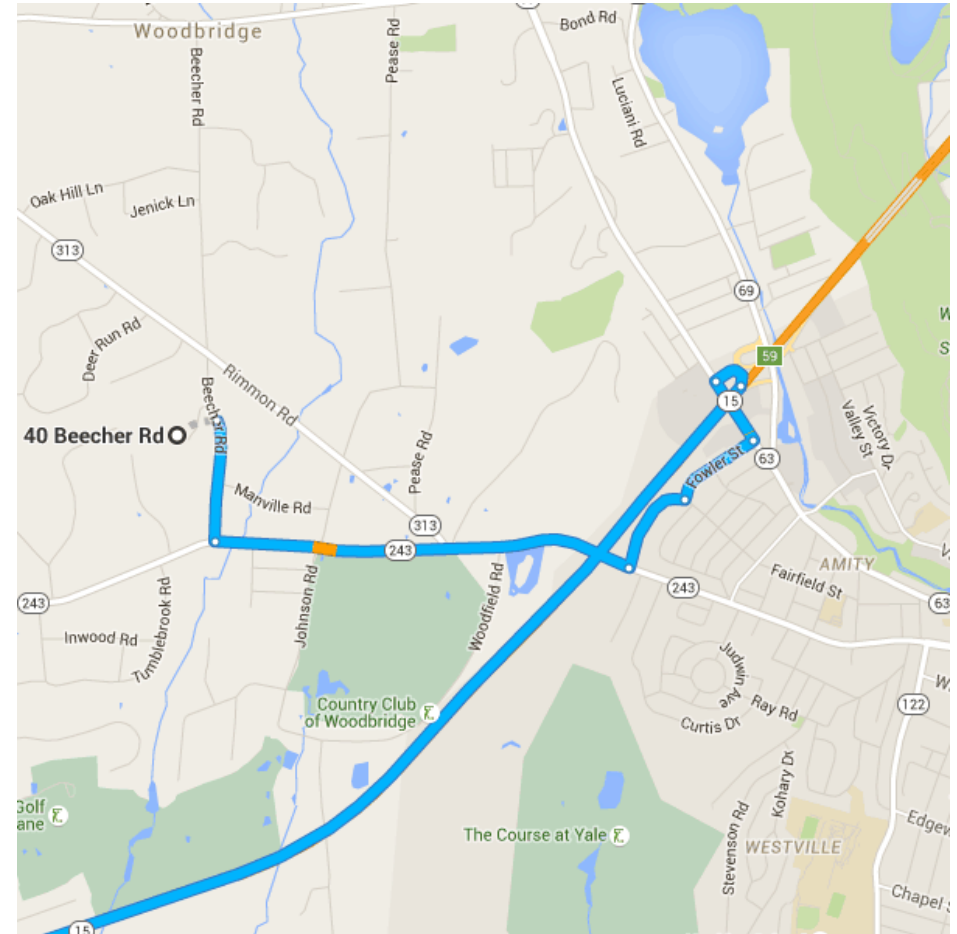
Map data ©2016 Google 2 mi

40 Beecher Rd

Woodbridge, CT 06525

Get on CT-15 S in New Haven from CT-243 E

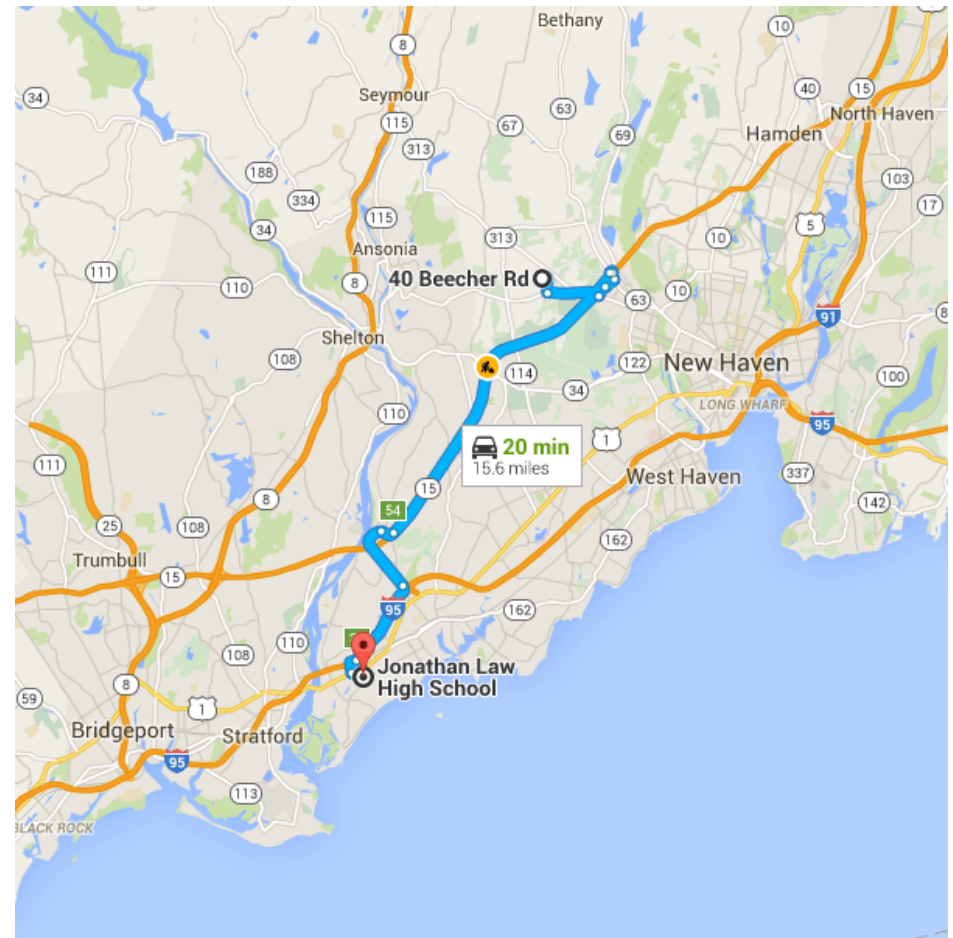
- | | | |
|----------------|---|--|
| 6 min (2.4 mi) | ↑ | 1. Head south on Beecher Rd toward Manville Rd |
| 0.3 mi | ↶ | 2. Turn left onto CT-243 E |
| 1.2 mi | ↶ | 3. Turn left onto Seneca Rd |
| 0.3 mi | ↶ | 4. Turn left onto Fowler St |
| 0.3 mi | ↶ | 5. Turn left onto Amity Rd |
| 0.2 mi | ↗ | 6. Turn right onto the Connecticut 15 S ramp to N.Y.City |
| 0.1 mi | | |



Continue on CT-15 S to Milford. Take exit 34 from I-95 S

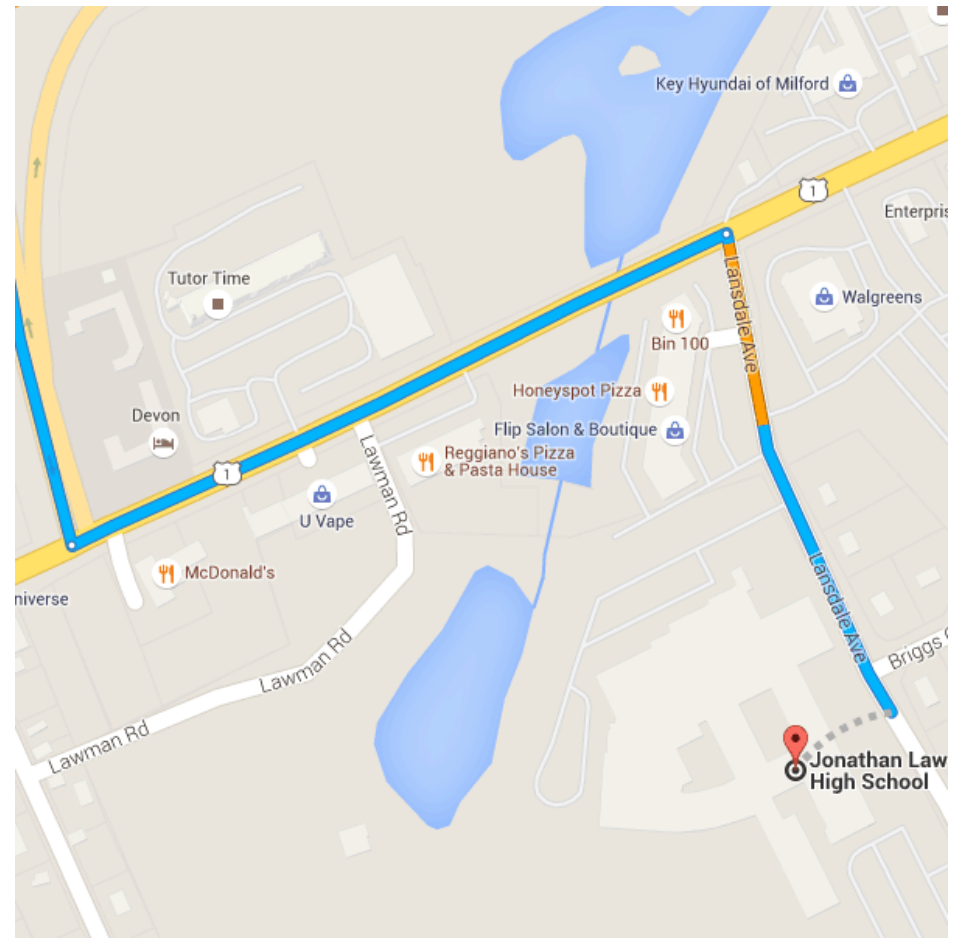
- | | | |
|------------------|---|--|
| 13 min (12.7 mi) | ↗ | 7. Merge onto CT-15 S |
| 8.2 mi | ↘ | 8. Take exit 54 toward I-95/US-1/Milford |
| 0.3 mi | | |

- ↑ 9. Continue onto Milford Pkwy
_____ 1.7 mi
- ↘ 10. Take the exit onto I-95 S toward Bridgeport/N.Y City
_____ 2.1 mi
- ↘ 11. Take exit 34 toward US-1/Milford
_____ 0.4 mi



Continue on US-1 N/Bridgeport Ave. Drive to Lansdale Ave

- _____ 1 min (0.4 mi)
- ↙ 12. Turn left onto US-1 N/Bridgeport Ave
_____ 0.3 mi
- ↘ 13. Turn right onto Lansdale Ave
 - 📘 Destination will be on the right
_____ 0.2 mi



Jonathan Law High School

20 Lansdale Avenue, Milford, CT 06460

These directions are for planning purposes only. You may find that construction projects, traffic, weather, or other events may cause conditions to differ from the map results, and you should plan your route accordingly. You must obey all signs or notices regarding your route.