

GROTON BOARD OF EDUCATION  
SPECIAL COMMITTEE OF THE WHOLE MEETING  
MONDAY, OCTOBER 14, 2019  
6:00 P.M.  
CENTRAL OFFICE, ROOM 11

Mission Statement

Our mission is teaching and learning.

Board Goals

1. Provide Dynamic Rigorous Curriculum.
2. Ensure Effective and Engaging Instruction.
3. Embrace Excellent Learning Environment.

AGENDA

1. Call to Order
2. Elementary School SBAC Data Presentation (Attachment #1)
3. Groton 2020 Planning Timeline
4. 2020-21 School Calendar (Attachment #2)
5. Discussion re: Recommendation for Magnet School Program for Charles Barnum Elementary School
6. Adjournment

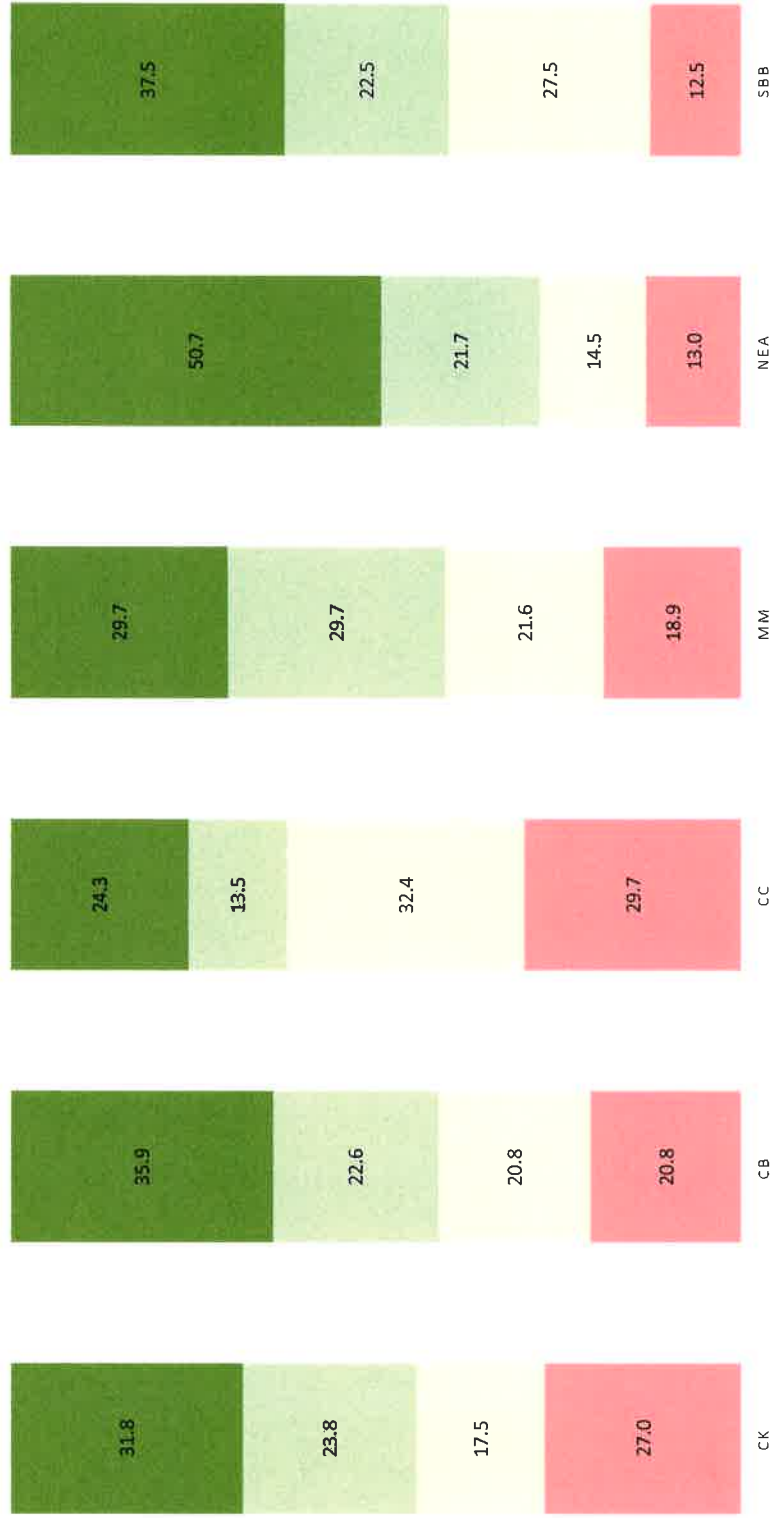
NEXT C.O.W. MEETING: October 21, 2019

2018-19  
SBAC Report  
Elementary Schools

Monday, October 14, 2019

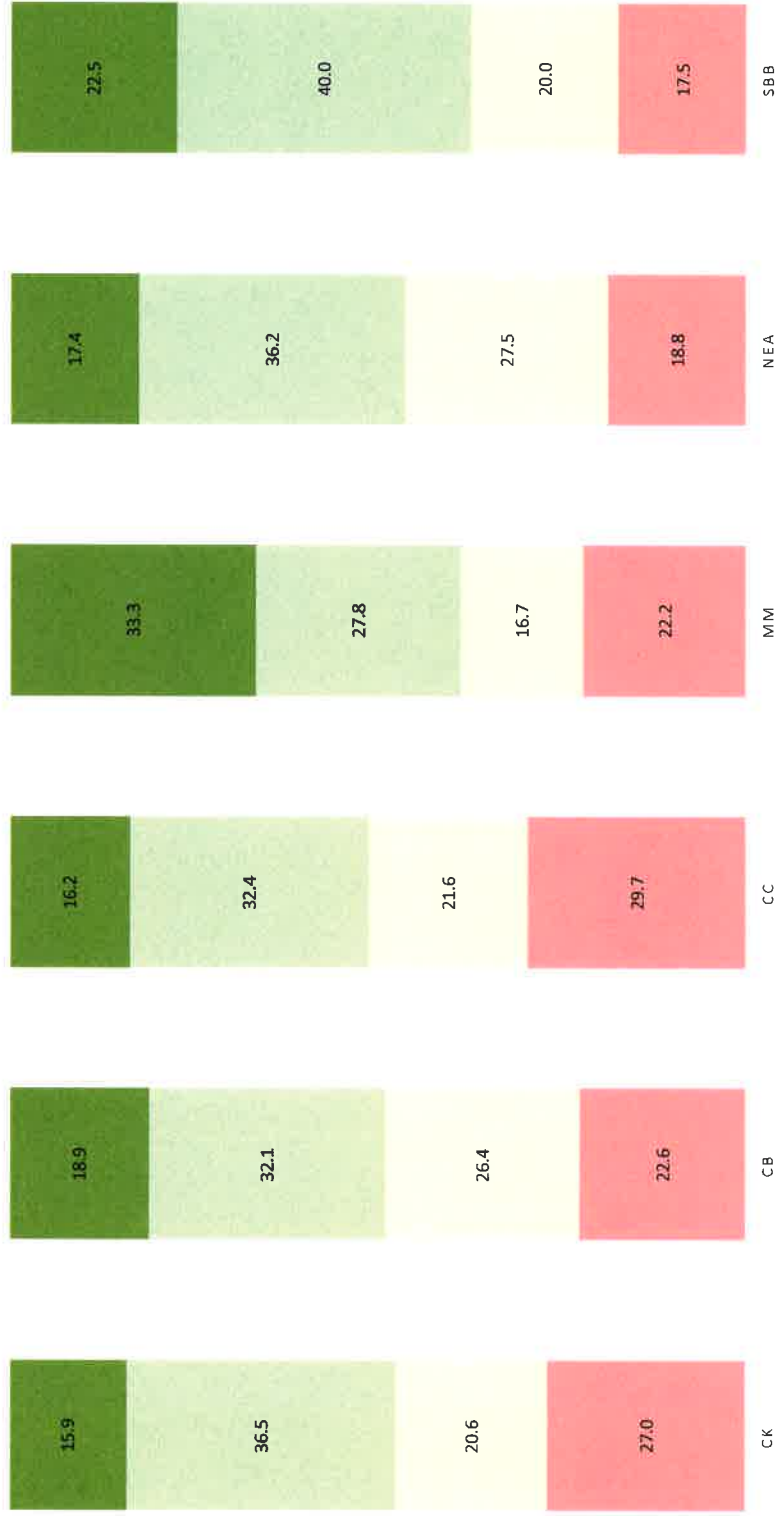
### GRADE 3 ELA

■ % at 1   ■ % at 2   ■ % at 3   ■ % at 4



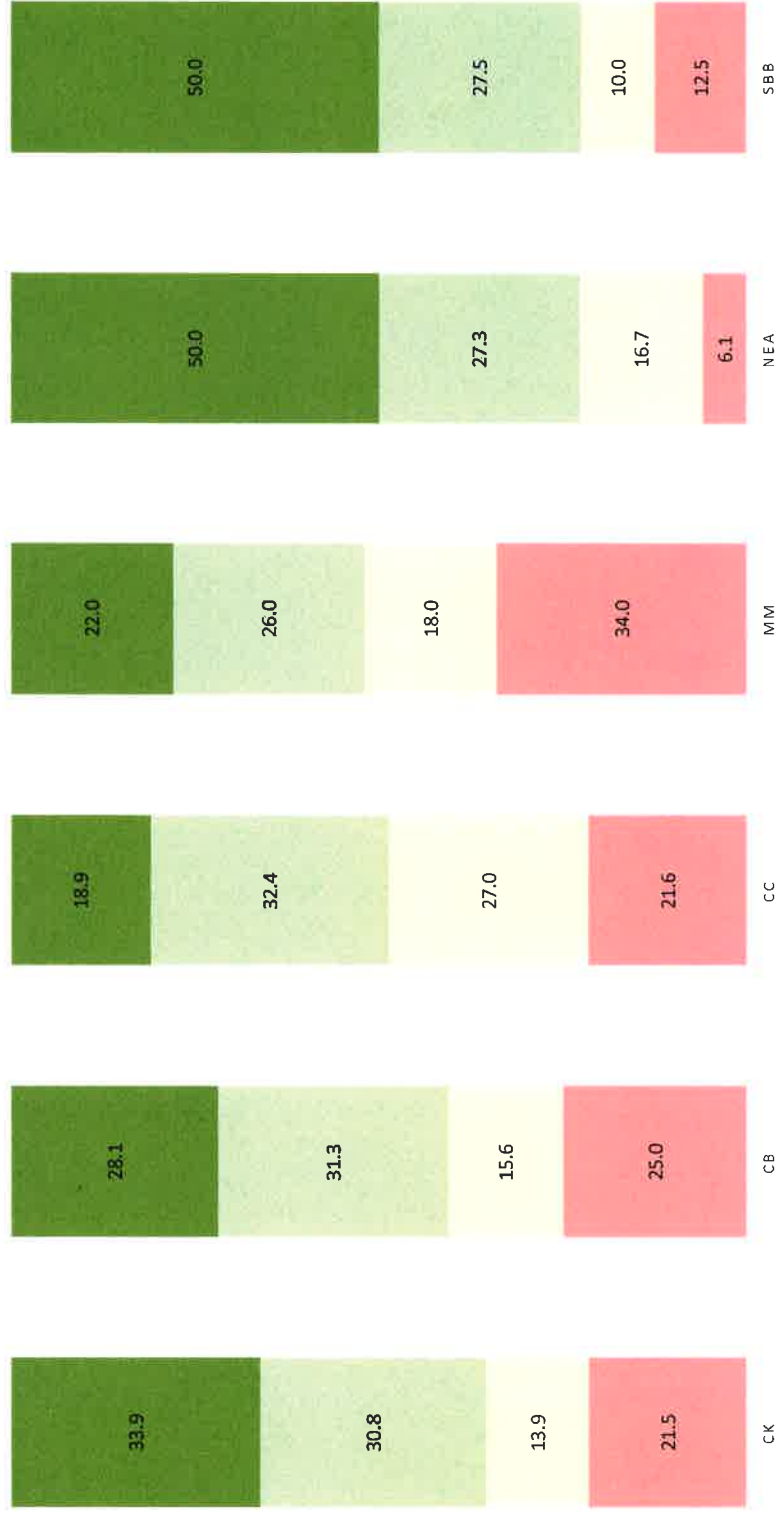
# GRADE 3 MATH

■ % at 1 ■ % at 2 ■ % at 3 ■ % at 4



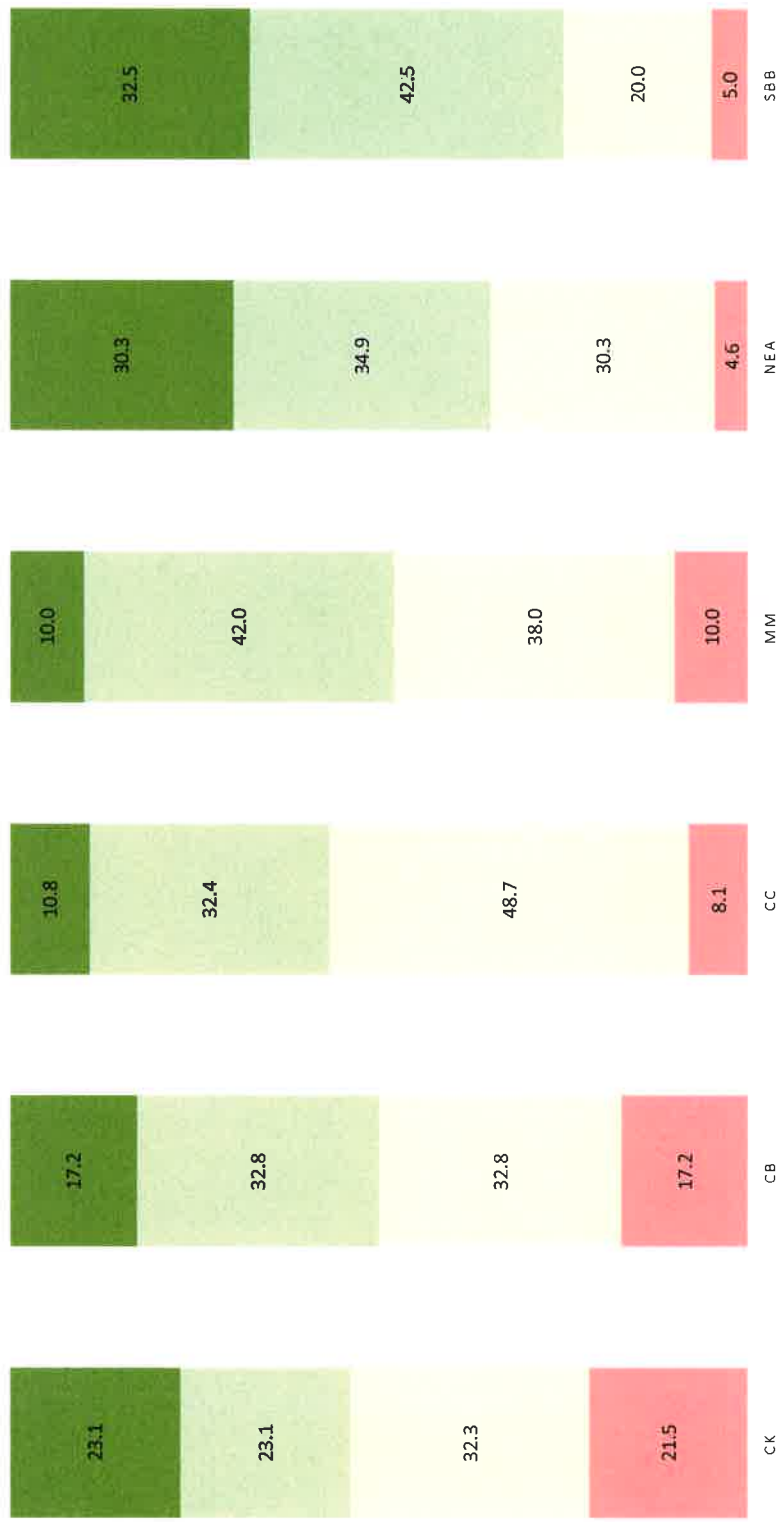
## GRADE 4 ELA

■ %at1 ■ %at2 ■ %at3 ■ %at4





## GRADE 4 MATH

■ % at 1   
 ■ % at 2   
 ■ % at 3   
 ■ % at 4



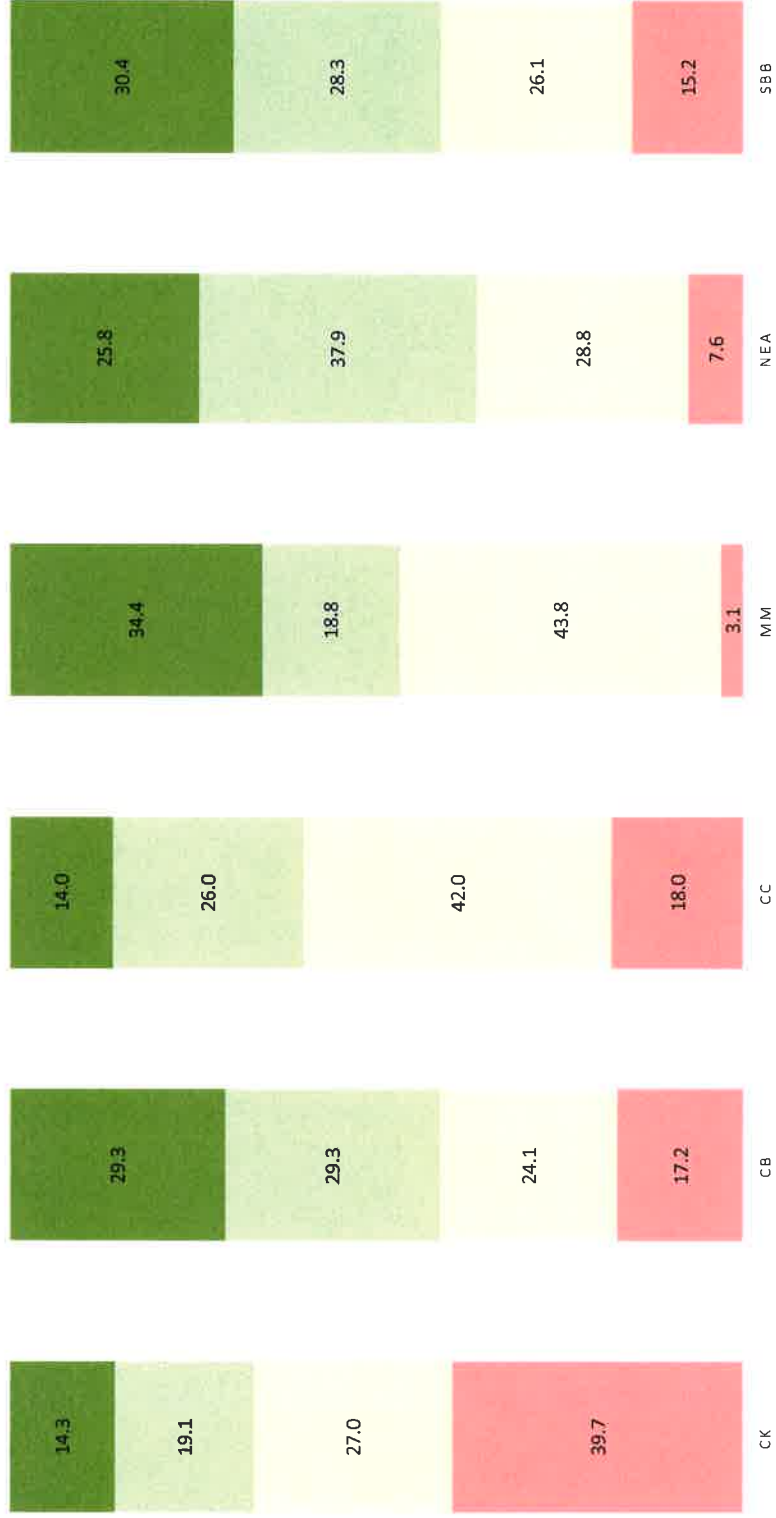
# GRADE 5 ELA

■ % at 1   ■ % at 2   ■ % at 3   ■ % at 4



## GRADE 5 MATH

■ % at 1   ■ % at 2   ■ % at 3   ■ % at 4







# **Charles Barnum**

## **SBAC Report**


## Percent at Level 3 or Above in ELA for Grades 3, 4 and 5 GPS, State, and Charles Barnum




## Percent at Level 3 or Above in Math for Grades 3, 4, and 5 GPS, State, and Charles Barnum



## Average Percentage of Target Achieved in ELA for Grades 4 and 5 GPS, State, and Charles Barnum



# Average Percentage of Target Achieved in Math for Grades 4 and 5 GPS, State, and Charles Barnum



**Average Percentage of Target Achieved in ELA by Levels**  
**Charles Barnum**

<b>ELA</b>	<b>Level 1</b>	<b>Level 2</b>	<b>Level 3</b>	<b>Level 4</b>
<b>Grade 4</b>	<b>55.2</b>	<b>52.2</b>	<b>59.3</b>	<b>44.0</b>
<b>Grade 5</b>	<b>73.2</b>	<b>87.4</b>	<b>72.0</b>	<b>62.9</b>

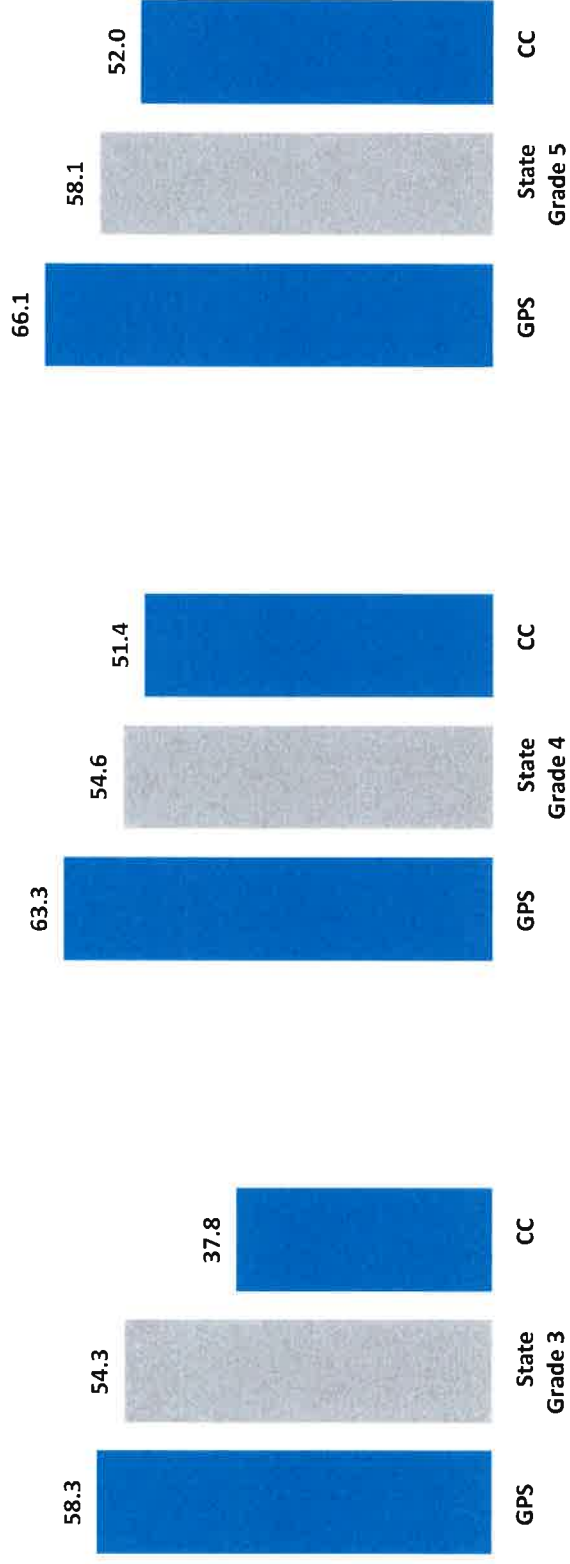
**Average Percentage of Target Achieved in Math by Levels**  
**Charles Barnum**

<b>Math</b>	<b>Level 1</b>	<b>Level 2</b>	<b>Level 3</b>	<b>Level 4</b>
<b>Grade 4</b>	<b>79.8</b>	<b>92.9</b>	<b>70.4</b>	<b>107.7</b>
<b>Grade 5</b>	<b>73.0</b>	<b>62.8</b>	<b>81.9</b>	<b>71.0</b>


**Claude Chester**  
**SBAC Report**



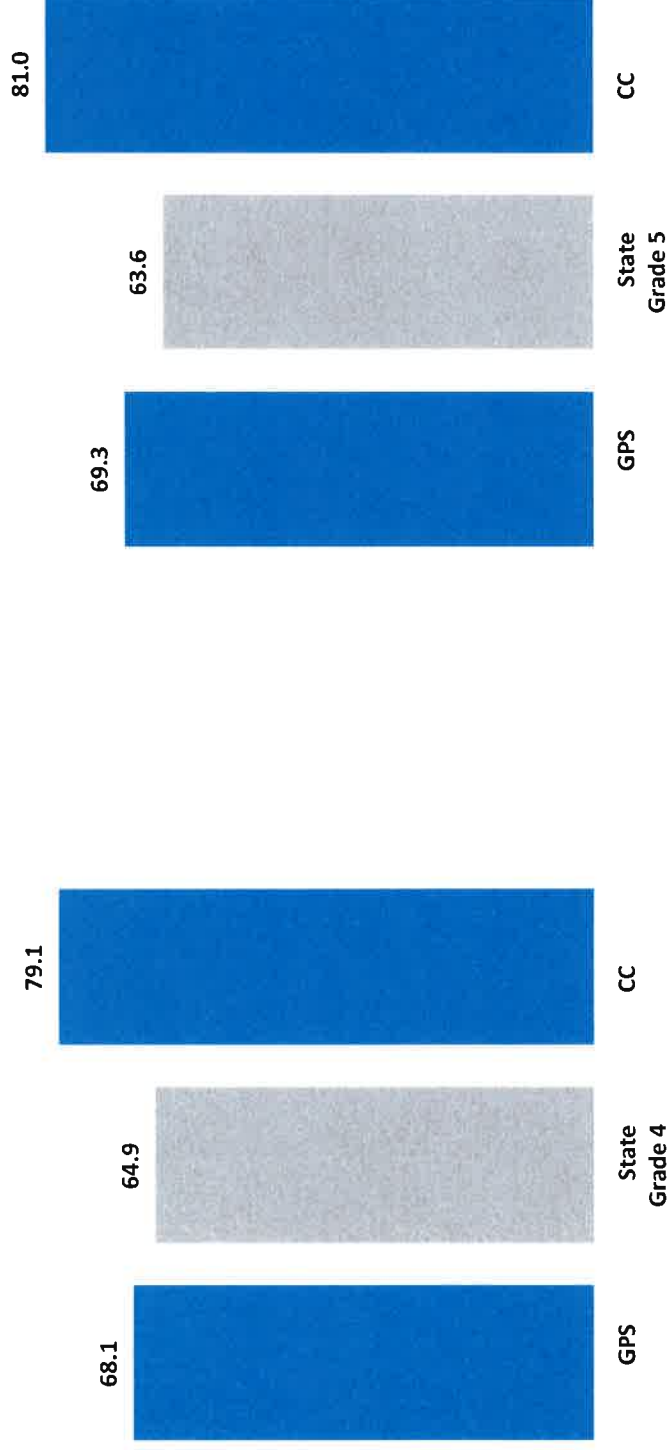
## Percent at Level 3 or Above in ELA for Grades 3, 4 and 5 GPS, State, and Claude Chester




## Percent at Level 3 or Above in Math for Grades 3, 4, and 5 GPS, State, and Claude Chester



## Average Percentage of Target Achieved in ELA for Grades 4 and 5 GPS, State, and Claude Chester



# Average Percentage of Target Achieved in Math for Grades 4 and 5 GPS, State, and Claude Chester



**Average Percentage of Target Achieved in ELA by Levels**  
**Claude Chester**


<b>ELA</b>	<b>Level 1</b>	<b>Level 2</b>	<b>Level 3</b>	<b>Level 4</b>
<b>Grade 4</b>	<b>74.6</b>	<b>95.3</b>	<b>68.0</b>	<b>80.4</b>
<b>Grade 5</b>	<b>87.0</b>	<b>80.0</b>	<b>78.2</b>	<b>57.7</b>

**Average Percentage of Target Achieved in Math by Levels**  
**Claude Chester**

<b>Math</b>	<b>Level 1</b>	<b>Level 2</b>	<b>Level 3</b>	<b>Level 4</b>
<b>Grade 4</b>	<b>106.1</b>	<b>81.1</b>	<b>57.7</b>	<b>54.0</b>
<b>Grade 5</b>	<b>82.8</b>	<b>86.8</b>	<b>91.6</b>	<b>110.0</b>


**Catherine Kolnaski**  
**SBAC Report**

## Percent at Level 3 or Above in ELA for Grades 3, 4 and 5 GPS, State, and Catherine Kolnaski

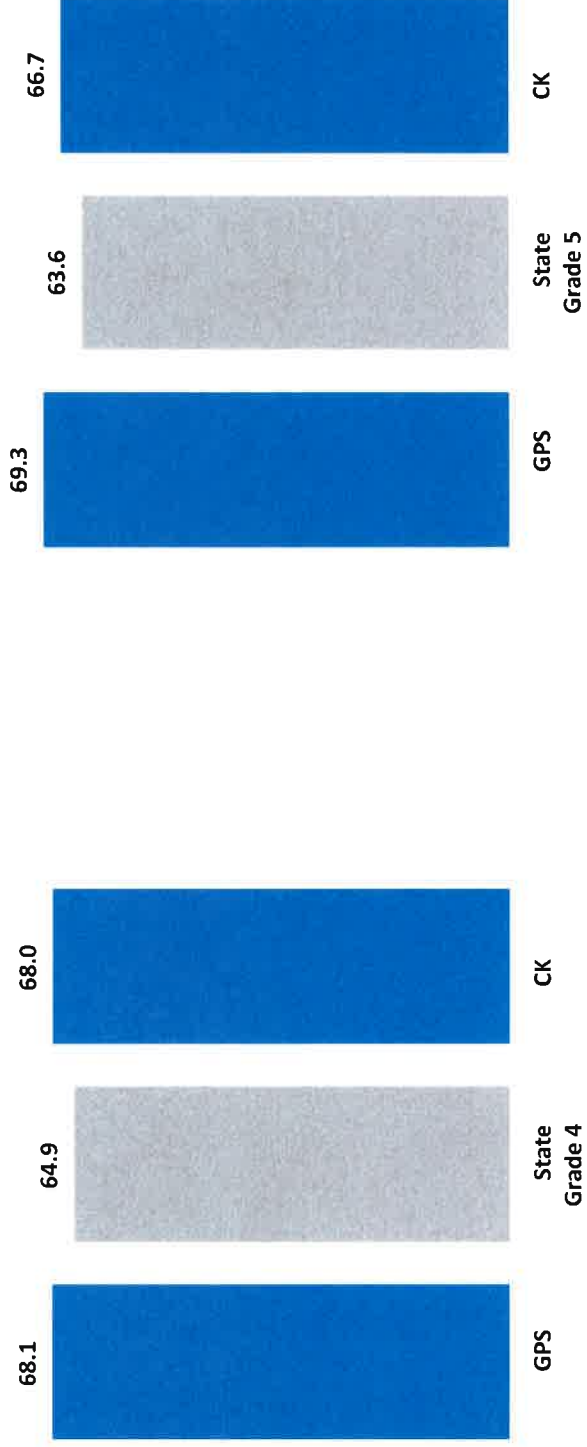




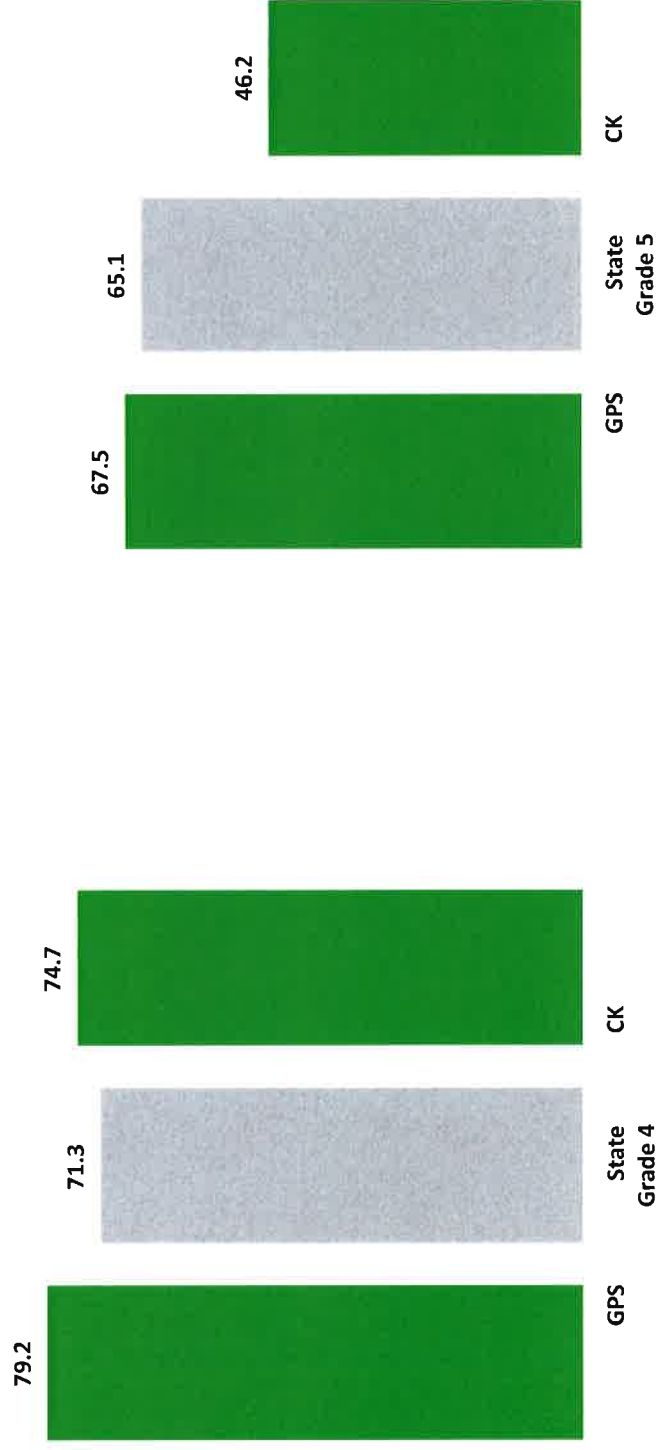
## Percent at Level 3 or Above in Math for Grades 3, 4, and 5 GPS, State, and Catherine Kolnaski



## Average Percentage of Target Achieved in ELA for Grades 4 and 5 GPS, State, and Catherine Kolnaski



## Average Percentage of Target Achieved in Math for Grades 4 and 5 GPS, State, and Catherine Kolnaski



**Average Percentage of Target Achieved in ELA by Levels**  
**Catherine Kolnaski**

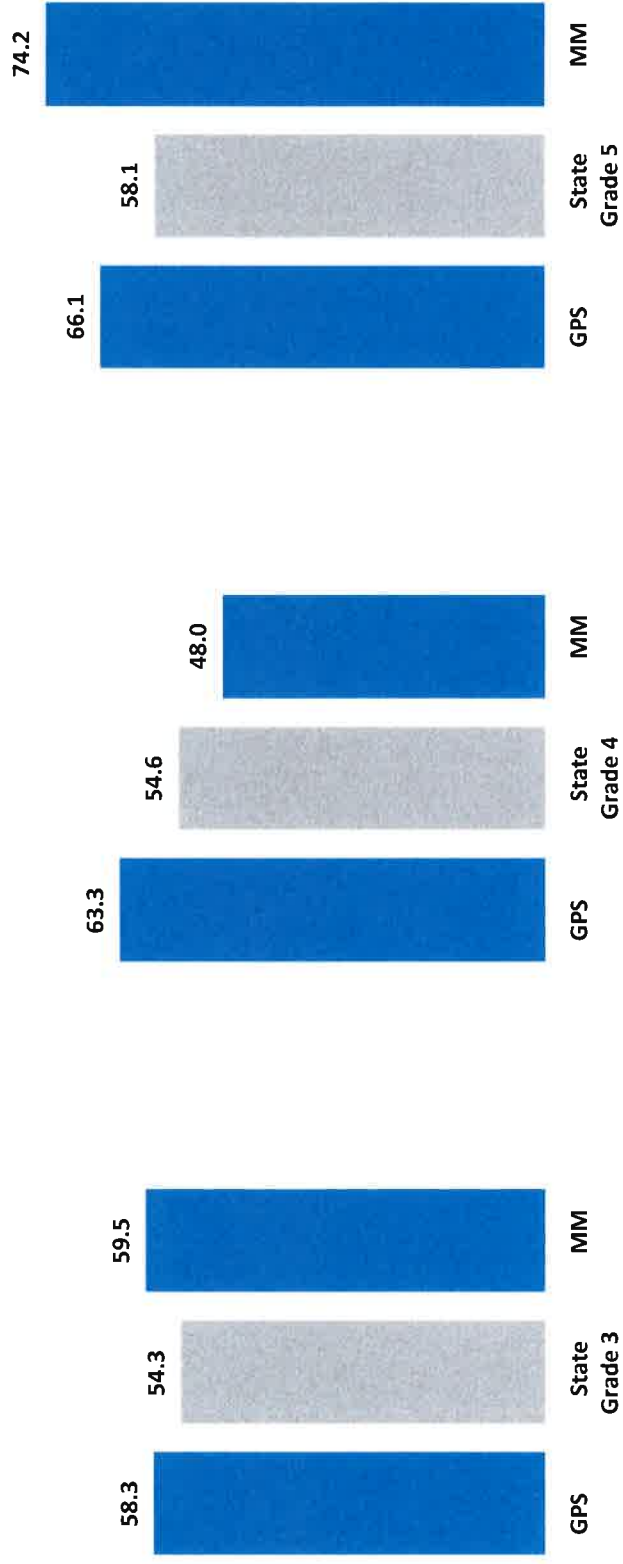
<b>ELA</b>	<b>Level 1</b>	<b>Level 2</b>	<b>Level 3</b>	<b>Level 4</b>
<b>Grade 4</b>	<b>59.0</b>	<b>80.4</b>	<b>67.8</b>	<b>65.6</b>
<b>Grade 5</b>	<b>65.1</b>	<b>77.4</b>	<b>71.8</b>	<b>45.8</b>

**Average Percentage of Target Achieved in Math by Levels**  
**Catherine Kolnaski**


<b>Math</b>	<b>Level 1</b>	<b>Level 2</b>	<b>Level 3</b>	<b>Level 4</b>
<b>Grade 4</b>	<b>82.5</b>	<b>72.9</b>	<b>61.3</b>	<b>83.7</b>
<b>Grade 5</b>	<b>49.6</b>	<b>50.4</b>	<b>34.8</b>	<b>47.8</b>

**Mary Morrisson**  
**SBAC Report**

## Percent at Level 3 or Above in ELA for Grades 3, 4 and 5 GPS, State, and Mary Morrisson




## Percent at Level 3 or Above in Math for Grades 3, 4, and 5 GPS, State, and Mary Morrisson

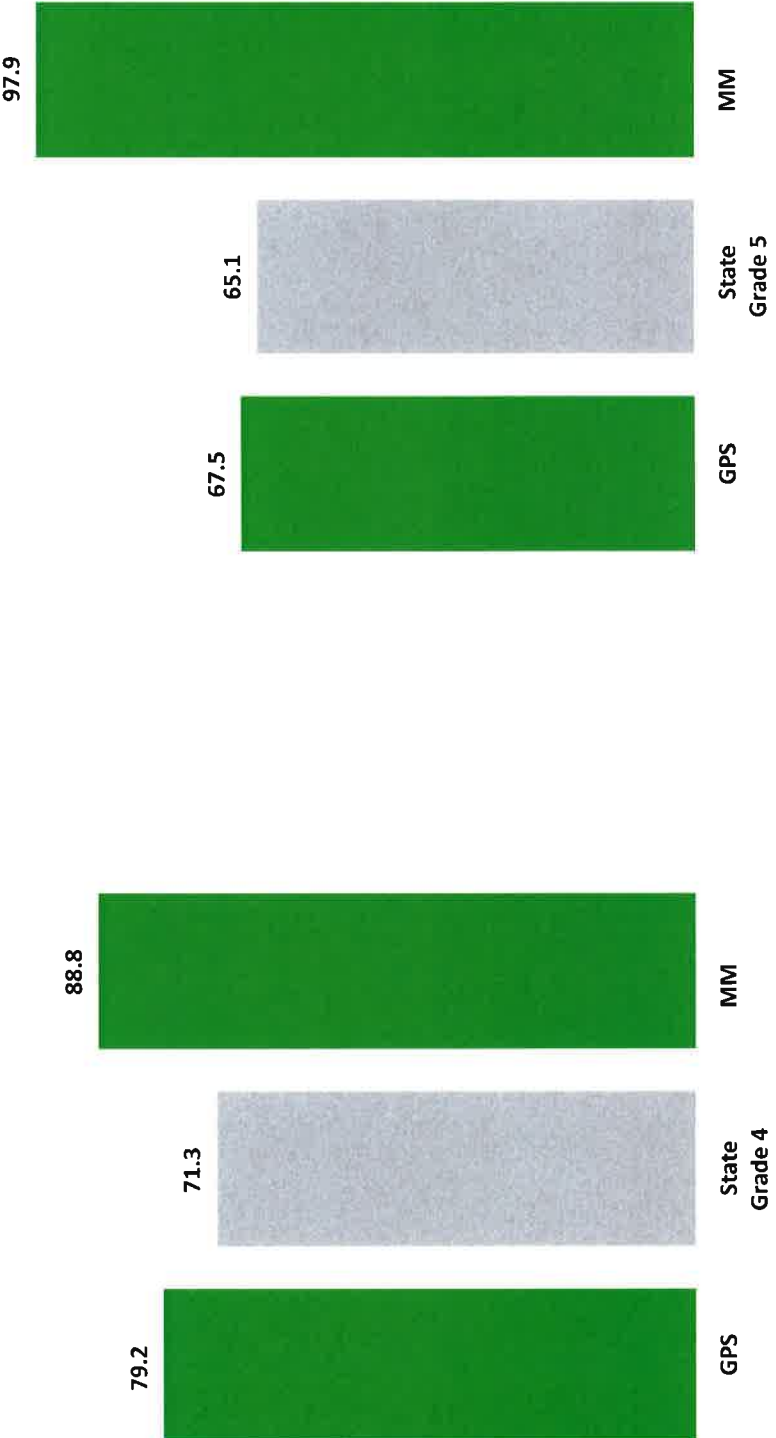




## Average Percentage of Target Achieved in ELA for Grades 4 and 5 GPS, State, and Mary Morrisson



# Average Percentage of Target Achieved in Math for Grades 4 and 5 GPS, State, and Mary Morrisson



**Average Percentage of Target Achieved in ELA by Levels**  
**Mary Morrisson**


<b>ELA</b>	<b>Level 1</b>	<b>Level 2</b>	<b>Level 3</b>	<b>Level 4</b>
<b>Grade 4</b>	<b>75.9</b>	<b>53.6</b>	<b>67.4</b>	<b>59.8</b>
<b>Grade 5</b>	<b>106.0</b>	<b>101.0</b>	<b>80.0</b>	<b>52.0</b>

**Average Percentage of Target Achieved in Math by Levels**  
**Mary Morrisson**


<b>Math</b>	<b>Level 1</b>	<b>Level 2</b>	<b>Level 3</b>	<b>Level 4</b>
<b>Grade 4</b>	<b>84.8</b>	<b>83.2</b>	<b>96.1</b>	<b>89.6</b>
<b>Grade 5</b>	<b>110.0</b>	<b>95.5</b>	<b>86.3</b>	<b>104.0</b>

**Northeast Academy**  
**SBAC Report**


## Percent at Level 3 or Above in ELA for Grades 3, 4 and 5 GPS, State, and Northeast Academy



# Percent at Level 3 or Above in Math for Grades 3, 4, and 5 GPS, State, and Northeast Academy




## Average Percentage of Target Achieved in ELA for Grades 4 and 5 GPS, State, and Northeast Academy





## Average Percentage of Target Achieved in Math for Grades 4 and 5 GPS, State, and Northeast Academy



**Average Percentage of Target Achieved in ELA by Levels  
Northeast Academy**


<b>ELA</b>	<b>Level 1</b>	<b>Level 2</b>	<b>Level 3</b>	<b>Level 4</b>
<b>Grade 4</b>	<b>93.3</b>	<b>84.0</b>	<b>66.5</b>	<b>82.3</b>
<b>Grade 5</b>	<b>82.5</b>	<b>48.1</b>	<b>72.6</b>	<b>66.0</b>

**Average Percentage of Target Achieved in Math by Levels  
Northeast Academy**


<b>Math</b>	<b>Level 1</b>	<b>Level 2</b>	<b>Level 3</b>	<b>Level 4</b>
<b>Grade 4</b>	<b>79.8</b>	<b>62.0</b>	<b>69.0</b>	<b>75.6</b>
<b>Grade 5</b>	<b>61.9</b>	<b>78.6</b>	<b>51.9</b>	<b>65.6</b>

**S.B. Butler**  
**SBAC Report**


### Percent at Level 3 or Above in ELA for Grades 3, 4 and 5 GPS, State, and S.B. Butler



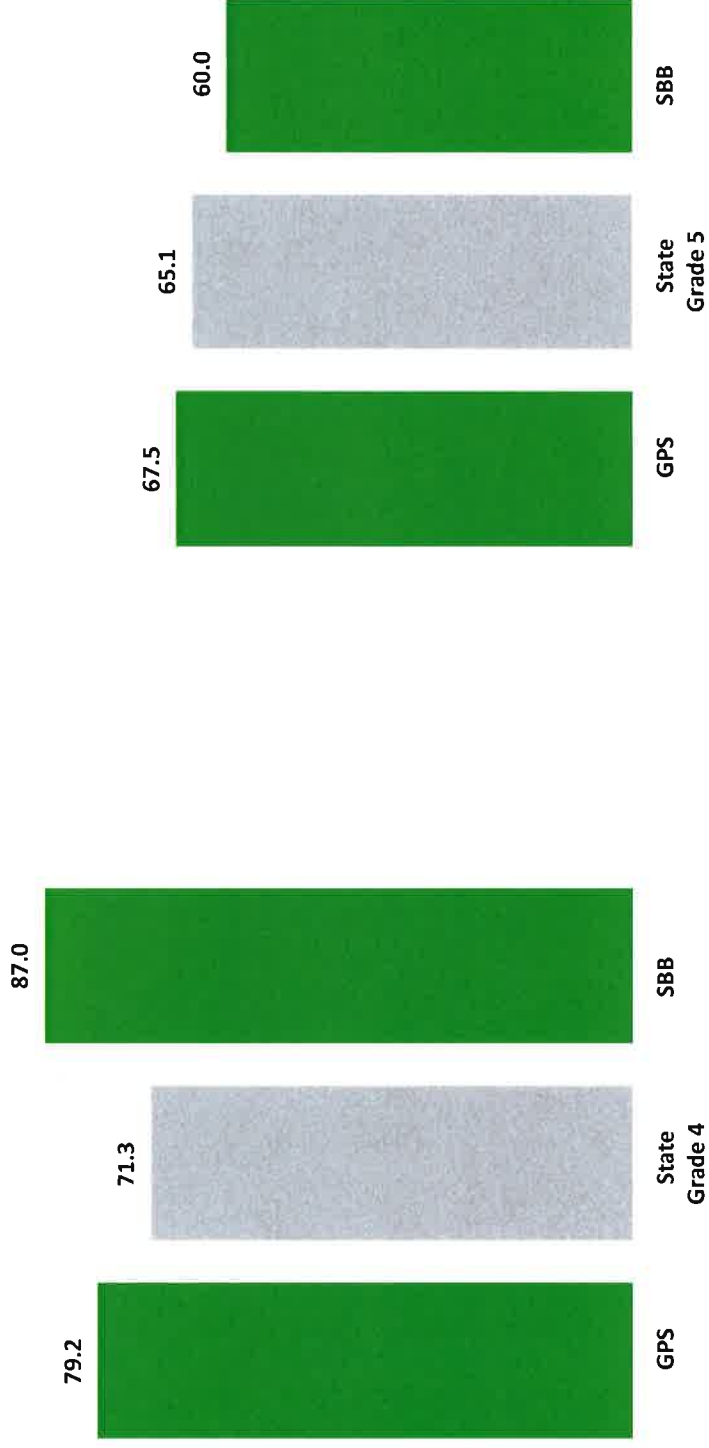
**Percent at Level 3 or Above in Math for Grades 3, 4, and 5  
GPS, State, and S.B. Butler**



## Average Percentage of Target Achieved in ELA for Grades 4 and 5 GPS, State, and S.B. Butler



**Average Percentage of Target Achieved in Math for Grades 4 and 5  
GPS, State, and S.B. Butler**





**Average Percentage of Target Achieved in ELA by Levels**  
**S.B. Butler**

<b>ELA</b>	<b>Level 1</b>	<b>Level 2</b>	<b>Level 3</b>	<b>Level 4</b>
<b>Grade 4</b>	<b>59.4</b>	<b>75.4</b>	<b>64.8</b>	<b>83.7</b>
<b>Grade 5</b>	<b>73.5</b>	<b>78.0</b>	<b>54.4</b>	<b>42.8</b>

**Average Percentage of Target Achieved in Math by Levels**  
**S.B. Butler**

<b>Math</b>	<b>Level 1</b>	<b>Level 2</b>	<b>Level 3</b>	<b>Level 4</b>
<b>Grade 4</b>	<b>97.9</b>	<b>104.7</b>	<b>68.3</b>	<b>97.7</b>
<b>Grade 5</b>	<b>69.8</b>	<b>45.4</b>	<b>54.9</b>	<b>77.3</b>

**DRAFT Groton Public Schools 2020-2021**

**Early dismissal**

**No school**

July 2020					0/0
M	T	W	Th	F	
		1	2	3	
6	7	8	9	10	
13	14	15	16	17	
20	21	22	23	24	
27	28	29	30	31	

7/x-x July 4th Holiday

August 2020					3/3
M	T	W	Th	F	
3	4	5	6	7	
10	11	12	13	14	
17	18	19	20	21	
24	25	26	27	28	
31					

8/24 Convocation/School Meetings  
**8/27 First Day of School**  
 8/27-8/28 Kindergarten Screening  
 8/31 First day for Kindergarten, Prek, Preschool

September 2020					21/24
M	T	W	Th	F	
	1	2	3	4	
7	8	9	10	11	
14	15	16	17	18	
21	22	23	24	25	
28	29	30			

9/7 Labor Day

October 2020					21/45
M	T	W	Th	F	
			1	2	
5	/6	7	8	9	
12	13	14	15	16	
19	20	21	22	23	
26	27	28	29	30	

10/6 TLI-Early Dismissal  
 10/12 Indigenous People Day

November 2020					16/61
M	T	W	Th	F	
2	3	4	5	6	
9	10	11	12	13	
16	17	18	19	20	
23	24	25	26	27	
30					

11/3 All Day Regional Professional Development  
 11/11 Veteran's Day  
 11/25, 26, 27 Thanksgiving Vacation

December 2020					19/80
M	T	W	Th	F	
	1	2	3	4	
7	/8	9	10	11	
14	15	16	17	18	
21	22	/23	24	25	
28	29	30	31		

12/8 TLI-Early Dismissal  
 12/23 Early Dismissal (Holiday)  
 12/24-12/31 Winter Holiday Vacation

January 2021					19/99
M	T	W	Th	F	
				1	
4	5	6	7	8	
11	/12	13	14	15	
18	19	20	21	22	
25	26	27	28	29	

1/1 New Year's Day  
 1/12 TLI-Early Dismissal  
 1/18 Martin Luther King Day

February 2021					18/117
M	T	W	Th	F	
1	2	3	4	5	
8	/9	10	11	12	
15	16	17	18	19	
22	23	24	25	26	

2/9 TLI-Early Dismissal  
 2/15, 16 Presidents Day/Winter Break

March 2021					22/139
M	T	W	Th	F	
1	2	3	4	5	
8	9	10	11	12	
15	16	17	18	19	
22	23	24	25	26	
29	30	31			

3/12 Regional Professional Development

April 2021					16/155
M	T	W	Th	F	
			1	2	
5	6	7	8	9	
12	13	14	15	16	
19	20	21	22	23	
26	27	28	29	30	

4/2 Good Friday  
 4/12-16 Spring Break

May 2021					20/175
M	T	W	Th	F	
3	4	5	6	7	
10	/11	12	13	14	
17	18	19	20	21	
24	25	26	27	28	
31					

5/11 TLI-Early Dismissal  
 5/31 Memorial Day

June 2021					6/181
M	T	W	Th	F	
	1	2	3	4	
7	/8	9	10	11	
14	15	16	17	18	
21	22	23	24	25	
28	29	30			

6/8 Last Day of School, Early Dismissal  
 6/9-18 Snow Make-Up Days  
 6/18 FHS Graduation

DRAFT Groton Public Schools 2020-2021

Early dismissal

No school

July 2020					0/0
M	T	W	Th	F	
		1	2	3	
6	7	8	9	10	
13	14	15	16	17	
20	21	22	23	24	
27	28	29	30	31	

7/x-x July 4th Holiday

August 2020					0/0
M	T	W	Th	F	
3	4	5	6	7	
10	11	12	13	14	
17	18	19	20	21	
24	25	26	27	28	
31					

8/31 Convocation/School Meetings

September 2020					19/19
M	T	W	Th	F	
	1	2	3	4	
7	8	9	10	11	
14	15	16	17	18	
21	22	23	24	25	
28	29	30			

9/3 First Day of School  
 9/3-9/4 Kindergarten Screening  
 9/7 Labor Day  
 9/8 First day for Kindergarten, Prek, Preschool

October 2020					21/40
M	T	W	Th	F	
			1	2	
5	/6	7	8	9	
12	13	14	15	16	
19	20	21	22	23	
26	27	28	29	30	

10/6 TLI-Early Dismissal  
 10/12 Indigenous People Day

November 2020					16/56
M	T	W	Th	F	
2	3	4	5	6	
9	10	11	12	13	
16	17	18	19	20	
23	24	25	26	27	
30					

11/3 All Day Regional  
 Professional Development  
 11/11 Veteran's Day  
 11/25, 26, 27 Thanksgiving Vacation

December 2020					19/75
M	T	W	Th	F	
	1	2	3	4	
7	/8	9	10	11	
14	15	16	17	18	
21	22	/23	24	25	
28	29	30	31		

12/8 TLI-Early Dismissal  
 12/23 Early Dismissal (Holiday)  
 12/24-12/31 Winter Holiday Vacation

January 2021					19/94
M	T	W	Th	F	
				1	
4	5	6	7	8	
11	/12	13	14	15	
18	19	20	21	22	
25	26	27	28	29	

1/1 New Year's Day  
 1/12 TLI-Early Dismissal  
 1/18 Martin Luther King Day

February 2021					18/112
M	T	W	Th	F	
1	2	3	4	5	
8	/9	10	11	12	
15	16	17	18	19	
22	23	24	25	26	

2/9 TLI-Early Dismissal  
 2/15, 16 Presidents Day/Winter Break

March 2021					22/134
M	T	W	Th	F	
1	2	3	4	5	
8	9	10	11	12	
15	16	17	18	19	
22	23	24	25	26	
29	30	31			

3/12 Regional Professional Development

April 2021					16/150
M	T	W	Th	F	
			1	2	
5	6	7	8	9	
12	13	14	15	16	
19	20	21	22	23	
26	27	28	29	30	

4/2 Good Friday  
 4/12-16 Spring Break

May 2021					20/170
M	T	W	Th	F	
3	4	5	6	7	
10	/11	12	13	14	
17	18	19	20	21	
24	25	26	27	28	
31					

5/11 TLI-Early Dismissal  
 5/31 Memorial Day

June 2021					11/181
M	T	W	Th	F	
	1	2	3	4	
7	8	9	10	11	
14	/15	16	17	18	
21	22	23	24	25	
28	29	30			

6/15 Last Day of School, Early Dismissal  
 6/16-18 Snow Make-Up Days  
 6/18 FHS Graduation