

Accounting Basis:

Cash
 Accrual

SCHOOL DISTRICT BUDGET FORM *
July 1, 2019 - June 30, 2020

FILED
OCT 07 2019
Jan Kaczmarek
DuPage County Clerk

Unbalanced budget, a deficit reduction plan must be adopted and submitted concurrently with this budget. This deficit reduction plan must result in a balanced budget by the last year of the attached plan, as adopted by the local board of education. (Tab: Deficit BudgetSum Calc 20)

Date of Amended Budget:

(MM/DD/YY)

District Name:

Lisle Community Unit School District No. 202

District RCDT No:

19-022-2020-26

If your FY19 AFR states that you need to do a deficit reduction plan and your FY20 budget is balanced please state the measures you took to have your budget become balanced. (Bckgrnd-Assumpt 25-26)

Budget of Lisle Community Unit School District No. 202, County of DuPage,
State of Illinois, for the Fiscal Year beginning July 1, 2019 and ending June 30, 2020.

WHEREAS the Board of Education of Lisle Community Unit School District No. 202,
County of DuPage, State of Illinois, caused to be prepared in tentative form a budget, and the Secretary
of this Board has made the same conveniently available to public inspection for at least thirty days prior to final action thereon;

AND WHEREAS a public hearing was held as to such budget on the 23rd day of September, 20 19,
notice of said hearing was given at least thirty days prior thereto as required by law, and all other legal requirements have been complied with;



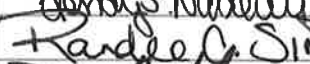

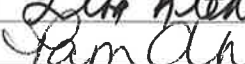


NOW, THEREFORE, Be it resolved by the Board of Education of said district as follows:

Section 1: That the fiscal year of this school district be and the same hereby is fixed and declared to be
beginning July 1, 2019 and ending June 30, 2020.

Section 2: That the following budget containing an estimate of amounts available in each Fund, separately, and expenditures from each be
and the same is hereby adopted as the budget of this school district for said fiscal year.

ADOPTION OF BUDGET

The budget shall be approved and signed below by members of the School Board. Adopted this 23rd
day of September, 20 19 by a roll call vote of 7 Yeas, and 0 Nays, to wit:

** MEMBERS VOTING YEA:	** MEMBERS VOTING NAY:
	
	
	
	
	
	
	

* Based on the 23 Illinois Administrative Code-Part 100 and inconformity with Section 17-1 of the School Code.

** Type in the members who voted "YEA" nor "NAY". Actual school board member signatures are not required for electronic submission.

- (1) A certified copy of this document must be filed with the county clerk within 30 days of adoption as required by Section 18-50 of the Property Tax Code (35 ILCS 200/18-50).
- (2) Districts are required to submit the adopted/amended budget electronically to ISBE within 30 days of adoption or by October 30, whichever comes first. Budgets are submitted to **School Finance Report (SFR)**: <https://sec1.isbe.net/attachmgr/default.aspx>
The electronic version does not require member signatures, we do not accept PDF copies.

	A	B	C	D	E	F	G	H	I	J	K	L
1	<i>Begin entering data on EstRev 5-10 and EstExp 11-17 tabs.</i>		(10)	(20)	(30)	(40)	(50)	(60)	(70)	(80)	(90)	
2	Description: Enter Whole Numbers Only	Acct #	Educational	Operations & Maintenance	Debt Service	Transportation	Municipal Retirement/ Social Security	Capital Projects	Working Cash	Tort	Fire Prevention & Safety	
3	ESTIMATED BEGINNING FUND BALANCE July 1, 2019 ¹		25,144,488	2,277,091	1,520,977	1,978,239	691,448	8,599,441	802,616	0	0	
4	RECEIPTS/REVENUES											
5	LOCAL SOURCES	1000	25,313,900	3,523,500	1,151,200	1,641,200	1,086,400	71,300	26,000	4,000	0	
6	FLOW-THROUGH RECEIPTS/REVENUES FROM ONE DISTRICT TO ANOTHER DISTRICT	2000	0	0	0	0	0	0	0	0	0	
7	STATE SOURCES	3000	1,688,108	0	0	797,500	0	0	0	0	0	
8	FEDERAL SOURCES	4000	1,069,507	0	0	0	0	0	0	0	0	
9	Total Direct Receipts/Revenues ⁸		28,071,515	3,523,500	1,151,200	2,438,700	1,086,400	71,300	26,000	4,000	0	
10	Receipts/Revenues for "On Behalf" Payments ²	3998	11,476,000									
11	Total Receipts/Revenues		39,547,515	3,523,500	1,151,200	2,438,700	1,086,400	71,300	26,000	4,000	0	
12	DISBURSEMENTS/EXPENDITURES											
13	INSTRUCTION	1000	17,280,321				358,610					
14	SUPPORT SERVICES	2000	8,087,182	2,681,390		2,198,630	517,070	10,643,000		4,000	0	
15	COMMUNITY SERVICES	3000	47,281	0		0	0					
16	PAYMENTS TO OTHER DISTRICTS & GOVT UNITS	4000	1,698,514	0	0	0	0	0		0	0	
17	DEBT SERVICES	5000	0	0	2,068,500	0	0			0	0	
18	PROVISION FOR CONTINGENCIES	6000	0	0	0	0	0	0		0	0	
19	Total Direct Disbursements/Expenditures ⁹		27,113,298	2,681,390	2,068,500	2,198,630	875,680	10,643,000		4,000	0	
20	Disbursements/Expenditures for "On Behalf" Payments ²	4180	11,476,000	0	0	0	0	0		0	0	
21	Total Disbursements/Expenditures		38,589,298	2,681,390	2,068,500	2,198,630	875,680	10,643,000		4,000	0	
22	Excess of Direct Receipts/Revenues Over (Under) Direct Disbursements/Expenditures		958,217	842,110	(917,300)	240,070	210,720	(10,571,700)	26,000	0	0	
23	OTHER SOURCES/USES OF FUNDS											
24	OTHER SOURCES OF FUNDS (7000)											
25	PERMANENT TRANSFER FROM VARIOUS FUNDS											
26	Abolishment the Working Cash Fund ¹⁶	7110										
27	Abatement of the Working Cash Fund ¹⁶	7110										
28	Transfer of Working Cash Fund Interest	7120	22,000									
29	Transfer Among Funds	7130										
30	Transfer of Interest	7140										
31	Transfer from Capital Projects Fund to O&M Fund	7150		0								
32	Transfer of Excess Fire Prev & Safety Tax & Interest ³ Proceeds to O&M Fund	7160		0								
33	Transfer of Excess Accumulated Fire Prev & Safety Bond and Int ^{3a} Proceeds to Debt Service Fund	7170			0							
34	SALE OF BONDS (7200)											
35	Principal on Bonds Sold ⁴	7210										
36	Premium on Bonds Sold	7220										
37	Accrued Interest on Bonds Sold	7230										
38	Sale or Compensation for Fixed Assets ⁵	7300		2,500,000								
39	Transfer to Debt Service to Pay Principal on Capital Leases	7400			30,000							
40	Transfer to Debt Service Fund to Pay Interest on Capital Leases	7500			7,500							
41	Transfer to Debt Service Fund to Pay Principal on Revenue Bonds	7600			0							
42	Transfer to Debt Service Fund to Pay Interest on Revenue Bonds	7700			0							
43	Transfer to Capital Projects Fund	7800						4,500,000				
44	ISBE Loan Proceeds	7900										
45	Other Sources Not Classified Elsewhere	7990										
46	Total Other Sources of Funds ⁸		22,000	2,500,000	37,500	0	0	4,500,000	0	0	0	

	A	B	C	D	E	F	G	H	I	J	K	L
1	<i>Begin entering data on EstRev 5-10 and EstExp 11-17 tabs.</i>		(10)	(20)	(30)	(40)	(50)	(60)	(70)	(80)	(90)	
2	Description: Enter Whole Numbers Only	Acct #	Educational	Operations & Maintenance	Debt Service	Transportation	Municipal Retirement/ Social Security	Capital Projects	Working Cash	Tort	Fire Prevention & Safety	
47	OTHER USES OF FUNDS (8000)											
49	TRANSFER TO VARIOUS OTHER FUNDS (8100)											
50	Abolishment or Abatement of the Working Cash Fund ¹⁶	8110							0			
51	Transfer of Working Cash Fund Interest	8120							22,000			
52	Transfer Among Funds	8130										
53	Transfer of Interest ⁶	8140										
54	Transfer from Capital Projects Fund to O&M Fund	8150										
		8160										
55	Transfer of Excess Fire Prev & Safety Tax & Interest ³ Proceeds to O&M Fund											
		8170										
56	Transfer of Excess Accumulated Fire Prev & Safety Bond ^{3a} and Int Proceeds to Debt Service Fund											
57	Taxes Pledged to Pay Principal on Capital Leases	8410	30,000									
58	Grants/Reimbursements Pledged to Pay Principal on Capital Leases	8420										
59	Other Revenues Pledged to Pay Principal on Capital Leases	8430										
60	Fund Balance Transfers Pledged to Pay Principal on Capital Leases	8440										
61	Taxes Pledged to Pay Interest on Capital Leases	8510	7,500									
62	Grants/Reimbursements Pledged to Pay Interest on Capital Leases	8520										
63	Other Revenues Pledged to Pay Interest on Capital Leases	8530										
64	Fund Balance Transfers Pledged to Pay Interest on Capital Leases	8540										
65	Taxes Pledged to Pay Principal on Revenue Bonds	8610										
66	Grants/Reimbursements Pledged to Pay Principal on Revenue Bonds	8620										
67	Other Revenues Pledged to Pay Principal on Revenue Bonds	8630										
68	Fund Balance Transfers Pledged to Pay Principal on Revenue Bonds	8640										
69	Taxes Pledged to Pay Interest on Revenue Bonds	8710										
70	Grants/Reimbursements Pledged to Pay Interest on Revenue Bonds	8720										
71	Other Revenues Pledged to Pay Interest on Revenue Bonds	8730										
72	Fund Balance Transfers Pledged to Pay Interest on Revenue Bonds	8740										
73	Taxes Transferred to Pay for Capital Projects	8810										
74	Grants/Reimbursements Pledged to Pay for Capital Projects	8820										
75	Other Revenues Pledged to Pay for Capital Projects	8830										
76	Fund Balance Transfers Pledged to Pay for Capital Projects	8840	1,000,000	3,500,000								
77	Transfer to Debt Service Fund to Pay Principal on ISBE Loans	8910										
78	Other Uses Not Classified Elsewhere	8990										
79	Total Other Uses of Funds ⁹		1,037,500	3,500,000	0	0	0	0	22,000	0	0	
80	Total Other Sources/Uses of Fund		(1,015,500)	(1,000,000)	37,500	0	0	4,500,000	(22,000)	0	0	
81	ESTIMATED ENDING FUND BALANCE June 30, 2020		25,087,205	2,119,201	641,177	2,218,309	902,168	2,527,741	806,616	0	0	

SUMMARY OF EXPENDITURES (by Major Object)												
			(10)	(20)	(30)	(40)	(50)	(60)	(70)	(80)	(90)	Total By Object
	Description	Acct #	Educational	Operations & Maintenance	Debt Service	Transportation	Municipal Retirement/ Social Security	Capital Projects	Working Cash	Tort	Fire Prevention & Safety	
86	Object Name											
87	Salaries	100	16,574,237	1,020,900		46,100		0		0	0	17,641,237
88	Employee Benefits	200	4,965,870	202,190		1,530	875,680	0		0	0	6,045,270
89	Purchased Services	300	1,989,111	618,650	0	2,049,000		68,000		4,000	0	4,728,761
90	Supplies & Materials	400	948,388	678,650		2,000		0		0	0	1,629,038
91	Capital Outlay	500	53,000	80,000		100,000		10,575,000		0	0	10,808,000
92	Other Objects	600	2,446,832	0	2,068,500	0	0	0		0	0	4,515,332
93	Non-Capitalized Equipment	700	135,860	74,000		0		0		0	0	209,860
94	Termination Benefits	800	0	7,000		0						7,000
95	Total Expenditures		27,113,298	2,681,390	2,068,500	2,198,630	875,680	10,643,000		4,000	0	45,584,498

SUMMARY OF CASH TRANSACTIONS

1	A	B	C	D	E	F	G	H	I	J	K
2	Description: Enter Whole Numbers Only	Acct #	(10) Educational	(20) Operations & Maintenance	(30) Debt Service	(40) Transportation	(50) Municipal Retirement/ Social Security	(60) Capital Projects	(70) Working Cash	(80) Tort	(90) Fire Prevention & Safety
3	BEGINNING CASH BALANCE ON HAND July 1, 2019 ⁷		25,145,832	2,338,191	1,520,977	1,978,239	691,448	8,589,441	802,616	0	0
4	Total Direct Receipts & Other Sources ⁸		28,093,515	6,023,500	1,188,700	2,438,700	1,086,400	4,571,300	26,000	4,000	0
5	OTHER RECEIPTS										
6	Interfund Loans Payable (Loans from Other Funds)	411									
7	Interfund Loans Receivable (Repayment of Loans)	141									
8	Notes and Warrants Payable	433									
9	Other Current Assets	199	2,081					10,000			
10	Total Other Receipts		2,081	0	0	0	0	10,000	0	0	0
11	Total Direct Receipts, Other Sources, & Other Receipts		28,095,596	6,023,500	1,188,700	2,438,700	1,086,400	4,581,300	26,000	4,000	0
12	Total Amount Available		53,241,428	8,361,691	2,709,677	4,416,939	1,777,848	13,170,741	828,616	4,000	0
13	Total Direct Disbursements & Other Uses ⁹		28,150,798	6,181,390	2,068,500	2,198,630	875,680	10,643,000	22,000	4,000	0
14	OTHER DISBURSEMENTS										
15	Interfund Loans Receivable (Loans to Other Funds) ¹⁰	141									
16	Interfund Loans Payable (Repayment of Loans)	411									
17	Notes and Warrants Payable	433									
18	Other Current Liabilities	499	3,425	61,100							
19	Total Other Disbursements		3,425	61,100	0	0	0	0	0	0	0
20	Total Direct Disbursements, Other Uses, & Other Disbursements		28,154,223	6,242,490	2,068,500	2,198,630	875,680	10,643,000	22,000	4,000	0
21	ENDING CASH BALANCE ON HAND June 30, 2020 ⁷		25,087,205	2,119,201	641,177	2,218,309	902,168	2,527,741	806,616	0	0

ESTIMATED RECEIPTS/REVENUES

1	A	B	C	D	E	F	G	H	I	J	K
2	Description: Enter Whole Numbers Only	Acct #	(10) Educational	(20) Operations & Maintenance	(30) Debt Service	(40) Transportation	(50) Municipal Retirement/ Social Security	(60) Capital Projects	(70) Working Cash	(80) Tort	(90) Fire Prevention & Safety
3	RECEIPTS/REVENUES FROM LOCAL SOURCES (1000)										
4	AD VALOREM TAXES LEVIED BY LOCAL EDUCATION AGENCY	1100									
5	Designated Purposes Levies ^{11 (1110-1120)}	-	18,875,200	3,361,200	1,129,200	1,557,100	393,800		4,000	4,000	
6	Leasing Purposes Levy ¹²	1130									
7	Special Education Purposes Levy	1140	4,906,100								
8	FICA and Medicare Only Levies	1150					653,500				
9	Area Vocational Construction Purposes Levy	1160									
10	Summer School Purposes Levy	1170									
11	Other Tax Levies (Describe & Itemize)	1190									
12	Total Ad Valorem Taxes Levied by District		23,781,300	3,361,200	1,129,200	1,557,100	1,047,300	0	4,000	4,000	0
13	PAYMENTS IN LIEU OF TAXES	1200									
14	Mobile Home Privilege Tax	1210									
15	Payments from Local Housing Authority	1220									
16	Corporate Personal Property Replacement Taxes ¹³	1230	370,000				24,500				
17	Other Payments in Lieu of Taxes (Describe & Itemize)	1290									
18	Total Payments in Lieu of Taxes		370,000	0	0	0	24,500	0	0	0	0
19	TUITION	1300									
20	Regular Tuition from Pupils or Parents (In State)	1311									
21	Regular Tuition from Other Districts (In State)	1312									
22	Regular Tuition from Other Sources (In State)	1313									
23	Regular Tuition from Other Sources (Out of State)	1314									
24	Summer School Tuition from Pupils or Parents (In State)	1321									
25	Summer School Tuition from Other Districts (In State)	1322									
26	Summer School Tuition from Other Sources (In State)	1323									
27	Summer School Tuition from Other Sources (Out of State)	1324									
28	CTE Tuition from Pupils or Parents (In State)	1331									
29	CTE Tuition from Other Districts (In State)	1332									
30	CTE Tuition from Other Sources (In State)	1333									
31	CTE Tuition from Other Sources (Out of State)	1334									
32	Special Education Tuition from Pupils or Parents (In State)	1341									
33	Special Education Tuition from Other Districts (In State)	1342									
34	Special Education Tuition from Other Sources (In State)	1343									
35	Special Education Tuition from Other Sources (Out of State)	1344									
36	Adult Tuition from Pupils or Parents (In State)	1351									
37	Adult Tuition from Other Districts (In State)	1352									
38	Adult Tuition from Other Sources (In State)	1353									
39	Adult Tuition from Other Sources (Out of State)	1354									
40	Total Tuition		0								
41	TRANSPORTATION FEES	1400									
42	Regular Transportation Fees from Pupils or Parents (In State)	1411									
43	Regular Transportation Fees from Other Districts (In State)	1412				30,000					
44	Regular Transportation Fees from Other Sources (In State)	1413									
45	Regular Transportation Fees from Co-curricular Activities (In State)	1415									
46	Regular Transportation Fees from Other Sources (Out of State)	1416									
47	Summer School Transportation Fees from Pupils or Parents (In State)	1421									
48	Summer School Transportation Fees from Other Districts (In State)	1422									
49	Summer School Transportation Fees from Other Sources (In State)	1423									
50	Summer School Transportation Fees from Other Sources (Out of State)	1424									
51	CTE Transportation Fees from Pupils or Parents (In State)	1431									
52	CTE Transportation Fees from Other Districts (In State)	1432									
53	CTE Transportation Fees from Other Sources (In State)	1433									
54	CTE Transportation Fees from Other Sources (Out of State)	1434									
55	Special Education Transportation Fees from Pupils or Parents (In State)	1441									
56	Special Education Transportation Fees from Other Districts (In State)	1442				10,000					

ESTIMATED RECEIPTS/REVENUES

	A	B	C	D	E	F	G	H	I	J	K
1			(10)	(20)	(30)	(40)	(50)	(60)	(70)	(80)	(90)
2	Description: Enter Whole Numbers Only	Acct #	Educational	Operations & Maintenance	Debt Service	Transportation	Municipal Retirement/ Social Security	Capital Projects	Working Cash	Tort	Fire Prevention & Safety
57	Special Education Transportation Fees from Other Sources (In State)	1443									
58	Special Education Transportation Fees from Other Sources (Out of State)	1444									
59	Adult Transportation Fees from Pupils or Parents (In State)	1451									
60	Adult Transportation Fees from Other Districts (In State)	1452									
61	Adult Transportation Fees from Other Sources (In State)	1453									
62	Adult Transportation Fees from Other Sources (Out of State)	1454									
63	Total Transportation Fees					40,000					
64	EARNINGS ON INVESTMENTS	1500									
65	Interest on Investments	1510	552,000	58,800	22,000	44,100	14,600	71,300	22,000		
66	Gain or Loss on Sale of Investments	1520									
67	Total Earnings on Investments		552,000	58,800	22,000	44,100	14,600	71,300	22,000	0	0
68	FOOD SERVICE	1600									
69	Sales to Pupils - Lunch	1611	125,000								
70	Sales to Pupils - Breakfast	1612									
71	Sales to Pupils - A la Carte	1613	113,000								
72	Sales to Pupils - Other (Describe & Itemize)	1614	1,250								
73	Sales to Adults	1620	2,500								
74	Other Food Service (Describe & Itemize)	1690									
75	Total Food Service		241,750								
76	DISTRICT/SCHOOL ACTIVITY INCOME	1700									
77	Admissions - Athletic	1711	13,500								
78	Admissions - Other	1719	4,000								
79	Fees	1720	66,850								
80	Book Store Sales	1730									
81	Other District/School Activity Revenue (Describe & Itemize)	1790									
82	Total District/School Activity Income		84,350	0							
83	TEXTBOOK INCOME	1800									
84	Rentals - Regular Textbooks	1811	167,500								
85	Rentals - Summer School Textbooks	1812									
86	Rentals - Adult/Continuing Education Textbooks	1813									
87	Rentals - Other (Describe)	1819									
88	Sales - Regular Textbooks	1821									
89	Sales - Summer School Textbooks	1822									
90	Sales - Adult/Continuing Education Textbooks	1823									
91	Sales - Other (Describe & Itemize)	1829									
92	Other (Describe & Itemize)	1890									
93	Total Textbooks		167,500								
94	OTHER REVENUE FROM LOCAL SOURCES	1900									
95	Rentals	1910		93,500							
96	Contributions and Donations from Private Sources	1920	7,000								
97	Impact Fees from Municipal or County Governments	1930	15,000								
98	Services Provided Other Districts	1940									
99	Refund of Prior Years' Expenditures	1950	50,000	10,000							
100	Payments of Surplus Moneys from TIF Districts	1960									
101	Drivers' Education Fees	1970	20,000								
102	Proceeds from Vendors' Contracts	1980									
103	School Facility Occupation Tax Proceeds	1983									
104	Payment from Other Districts	1991	25,000								
105	Sale of Vocational Projects	1992									

ESTIMATED RECEIPTS/REVENUES

1	A	B	C	D	E	F	G	H	I	J	K
2	Description: Enter Whole Numbers Only	Acct #	(10) Educational	(20) Operations & Maintenance	(30) Debt Service	(40) Transportation	(50) Municipal Retirement/ Social Security	(60) Capital Projects	(70) Working Cash	(80) Tort	(90) Fire Prevention & Safety
106	Other Local Fees (Describe & Itemize)	1993									
107	Other Local Revenues (Describe & Itemize)	1999									
108	Total Other Revenue from Local Sources		117,000	103,500	0	0	0	0	0	0	0
109	Total Receipts/Revenues from Local Sources	1000	25,313,900	3,523,500	1,151,200	1,641,200	1,086,400	71,300	26,000	4,000	0
110	FLOW-THROUGH RECEIPTS/REVENUES FROM ONE DISTRICT TO ANOTHER DISTRICT (2000)										
111	Flow-Through Revenue from State Sources	2100									
112	Flow-Through Revenue from Federal Sources	2200									
113	Other Flow-Through Revenue (Describe & Itemize)	2300									
114	Total Flow-Through Receipts/Revenues From One District to Another District	2000	0	0		0	0				
115	RECEIPTS/REVENUES FROM STATE SOURCES (3000)										
116	UNRESTRICTED GRANTS-IN-AID (3001-3099)										
117	Evidence Based Funding Formula (Section 18-8.15)	3001	1,254,018								
118	Reorganization Incentives (Accounts 3005-3021)	3005									
119	Fast Growth District Grants	3030									
120	Other Unrestricted Grants-In-Aid From State Sources (Describe & Itemize)	3099									
121	Total Unrestricted Grants-In-Aid		1,254,018	0	0	0	0	0		0	0
122	RESTRICTED GRANTS-IN-AID (3100-3900)										
123	SPECIAL EDUCATION										
124	Special Education - Private Facility Tuition	3100	254,000								
125	Special Education - Funding for Children Requiring Sp Ed Services	3105									
126	Special Education - Personnel	3110									
127	Special Education - Orphanage - Individual	3120	140,000			60,000					
128	Special Education - Orphanage - Summer Individual	3130	6,000			500					
129	Special Education - Summer School	3145									
130	Special Education - Other (Describe & Itemize)	3199									
131	Total Special Education		400,000	0		60,500					
132	CAREER AND TECHNICAL EDUCATION (CTE)										
133	CTE - Technical Education - Tech Prep	3200									
134	CTE - Secondary Program Improvement (CTEI)	3220	6,843								
135	CTE - WECEP	3225									
136	CTE - Agriculture Education	3235									
137	CTE - Instructor Practicum	3240									
138	CTE - Student Organizations	3270									
139	CTE - Other (Describe & Itemize)	3299									
140	Total Career and Technical Education		6,843	0			0				
141	BILINGUAL EDUCATION										
142	Bilingual Education - Downstate - TPI and TBE	3305									
143	Bilingual Education - Downstate - Transitional Bilingual Education	3310									
144	Total Bilingual Education		0				0				
145	State Free Lunch & Breakfast	3360	1,700								
146	School Breakfast Initiative	3365									
147	Driver Education	3370	24,500								
148	Adult Education (from ICCB)	3410									
149	Adult Education - Other (Describe & Itemize)	3499									
150	TRANSPORTATION										
151	Transportation - Regular and Vocational	3500				309,000					
152	Transportation - Special Education	3510				428,000					
153	Transportation - Other (Describe & Itemize)	3599									
154	Total Transportation		0	0		737,000	0				
155	Learning Improvement - Change Grants	3610									

1	A	B	C	D	E	F	G	H	I	J	K
2	Description: Enter Whole Numbers Only	Acct #	(10) Educational	(20) Operations & Maintenance	(30) Debt Service	(40) Transportation	(50) Municipal Retirement/ Social Security	(60) Capital Projects	(70) Working Cash	(80) Tort	(90) Fire Prevention & Safety
156	Scientific Literacy	3660									
157	Truant Alternative/Optional Education	3695									
158	Early Childhood - Block Grant	3705									
159	Chicago General Education Block Grant	3766									
160	Chicago Educational Services Block Grant	3767									
161	School Safety & Educational Improvement Block Grant	3775									
162	Technology - Technology for Success	3780									
163	State Charter Schools	3815									
164	Extended Learning Opportunities - Summer Bridges	3825									
165	Infrastructure Improvements - Planning/Construction	3920									
166	School Infrastructure - Maintenance Projects	3925									
167	Other Restricted Revenue from State Sources (Describe & Itemize)	3999	1,047								
168	Total Restricted Grants-In-Aid		434,090	0	0	797,500	0	0	0	0	0
169	Total Receipts/Revenues from State Sources	3000	1,688,108	0	0	797,500	0	0	0	0	0
170	RECEIPTS/REVENUES FROM FEDERAL SOURCES (4000)										
171	UNRESTRICTED GRANTS-IN-AID RECEIVED DIRECTLY FROM FEDERAL GOVT. (4001-4009)										
172	Federal Impact Aid	4001									
173	Other Unrestricted Grants-In-Aid Received Directly from the Federal Govt. (Describe & Itemize)	4009									
174	Total Unrestricted Grants-In-Aid Received Directly from Fed Govt		0	0	0	0	0	0	0	0	0
175	RESTRICTED GRANTS-IN-AID RECEIVED DIRECTLY FROM FEDERAL GOVT (4045-4090)										
176	Head Start	4045									
177	Construction (Impact Aid)	4050									
178	MAGNET	4060									
179	Other Restricted Grants-In-Aid Received Directly from Federal Govt. (Describe & Itemize)	4090									
180	Total Restricted Grants-In-Aid Received Directly from Federal Govt.		0	0		0	0	0			0
181	RESTRICTED GRANTS-IN-AID RECEIVED FROM FEDERAL GOVT. THRU THE STATE (4100-4999)										
182	TITLE V										
183	Title V - Flexibility and Accountability	4100									
184	Title V - SEA Projects	4105									
185	Title V - Rural Education Initiative (REI)	4107									
186	Title V - Other (Describe & Itemize)	4199									
187	Total Title V		0	0		0	0				
188	FOOD SERVICE										
189	Breakfast Start-Up Expansion	4200									
190	National School Lunch Program	4210	126,750								
191	Special Milk Program	4215									
192	School Breakfast Program	4220									
193	Summer Food Service Admin/Program	4225									
194	Child and Adult Care Food Program	4226									
195	Fresh Fruit and Vegetables	4240									
196	Food Service - Other (Describe & Itemize)	4299									
197	Total Food Service		126,750				0				
198	TITLE I										
199	Title I - Low Income	4300	190,701								
200	Title I - Low Income - Neglected, Private	4305									

ESTIMATED RECEIPTS/REVENUES

1	A	B	C	D	E	F	G	H	I	J	K
2	Description: Enter Whole Numbers Only	Acct #	(10) Educational	(20) Operations & Maintenance	(30) Debt Service	(40) Transportation	(50) Municipal Retirement/ Social Security	(60) Capital Projects	(70) Working Cash	(80) Tort	(90) Fire Prevention & Safety
201	Title I - Migrant Education	4340									
202	Title I - Other (Describe & Itemize)	4399									
203	Total Title I		190,701	0		0	0				
204	TITLE IV										
205	Title IV - Student Support & Academic Enrichment Grant	4400	7,000								
206	Title IV - 21st Century	4421									
207	Title IV - Other (Describe & Itemize)	4499									
208	Total Title IV		7,000	0		0	0				
209	FEDERAL - SPECIAL EDUCATION										
210	Federal Special Education - Preschool Flow-Through	4600	12,492								
211	Federal Special Education - Preschool Discretionary	4605									
212	Federal Special Education - IDEA Flow Through	4620	479,038								
213	Federal Special Education - IDEA Room & Board	4625									
214	Federal Special Education - IDEA Discretionary	4630									
215	Federal Special Education - IDEA - Other (Describe & Itemize)	4699									
216	Total Federal Special Education		491,530	0		0	0				
217	CTE - PERKINS										
218	CTE - Perkins-Title III E Tech Prep	4770	5,780								
219	CTE - Other (Describe & Itemize)	4799									
220	Total CTE - Perkins		5,780	0			0				
221	Federal - Adult Education	4810									
222	ARRA - General State Aid - Education Stabilization	4850									
223	ARRA - Title I - Low Income	4851									
224	ARRA - Title I - Neglected, Private	4852									
225	ARRA - Title I - Delinquent, Private	4853									
226	ARRA - Title I - School Improvement (Part A)	4854									
227	ARRA - Title I - School Improvement (Section 1003g)	4855									
228	ARRA - IDEA - Part B - Preschool	4856									
229	ARRA - IDEA - Part B - Flow-Through	4857									
230	ARRA - Title IID - Technology - Formula	4860									
231	ARRA - Title IID - Technology - Competitive	4861									
232	ARRA - McKinney - Vento Homeless Education	4862									
233	ARRA - Child Nutrition Equipment Assistance	4863									
234	Impact Aid Formula Grants	4864									
235	Impact Aid Competitive Grants	4865									
236	Qualified Zone Academy Bond Tax Credits	4866									
237	Qualified School Construction Bond Credits	4867									
238	Build America Bond Tax Credits	4868									
239	Build America Bond Interest Reimbursement	4869									
240	ARRA - General State Aid - Other Government Services Stabilization	4870									
241	Other ARRA Funds - II	4871									
242	Other ARRA Funds - III	4872									
243	Other ARRA Funds - IV	4873									
244	Other ARRA Funds - V	4874									
245	ARRA - Early Childhood	4875									
246	Other ARRA Funds - VII	4876									
247	Other ARRA Funds - VIII	4877									
248	Other ARRA Funds - IX	4878									
249	Other ARRA Funds - X	4879									
250	Other ARRA Funds - Ed Job Fund Program	4880									
251	Total Stimulus Programs		0	0	0	0	0	0		0	0

ESTIMATED RECEIPTS/REVENUES

1	A	B	C	D	E	F	G	H	I	J	K
2	Description: Enter Whole Numbers Only	Acct #	(10) Educational	(20) Operations & Maintenance	(30) Debt Service	(40) Transportation	(50) Municipal Retirement/ Social Security	(60) Capital Projects	(70) Working Cash	(80) Tort	(90) Fire Prevention & Safety
252	Race to the Top Program	4901									
253	Race to the Top - Preschool Expansion Grant	4902									
254	Title III - Instruction for English Learners & Immigrant Students	4905									
255	Title III - English Language Acquisition	4909									
256	McKinney Education for Homeless Children	4920	1,500								
257	Title II - Eisenhower - Professional Development Formula	4930									
258	Title II - Teacher Quality	4932	89,246								
259	Federal Charter Schools	4960									
260	State Assessment Grants	4981									
261	Grant for State Assessments and Related Activities	4982									
262	Medicaid Matching Funds - Administrative Outreach	4991	34,000								
263	Medicaid Matching Funds - Fee-For-Service Program	4992	123,000								
264	Other Restricted Grants Received from Federal Government through State (Describe & Itemize)	4999									
265	Total Restricted Grants-In-Aid Received from Federal Govt. Thru the State		1,069,507	0	0	0	0	0	0	0	0
266	TOTAL RECEIPTS/REVENUES FROM FEDERAL SOURCES	4000	1,069,507	0	0	0	0	0	0	0	0
267	TOTAL DIRECT RECEIPTS/REVENUES		28,071,515	3,523,500	1,151,200	2,438,700	1,086,400	71,300	26,000	4,000	0

1	A	B	C	D	E	F	G	H	I	J	K
2	Description: Enter Whole Numbers Only	Funct #	(100) Salaries	(200) Employee Benefits	(300) Purchased Services	(400) Supplies & Materials	(500) Capital Outlay	(600) Other Objects	(700) Non-Capitalized Equipment	(800) Termination Benefits	(900) Total
3	10 - EDUCATIONAL FUND (ED)										
4	INSTRUCTION (ED)	1000									
5	Regular Programs	1100	8,072,900	2,322,590	159,640	573,250		20,050	55,150		11,203,580
6	Tuition Payment to Charter Schools	1115									0
7	Pre-K Programs	1125	161,600	54,300	1,400	1,200					218,500
8	Special Education Programs (Functions 1200 - 1220)	1200	1,891,300	705,300	26,500	14,000			3,500		2,640,600
9	Special Education Programs Pre-K	1225	68,327	23,350							91,677
10	Remedial and Supplemental Programs K-12	1250	322,600	115,850		57,621					496,071
11	Remedial and Supplemental Programs Pre-K	1275									0
12	Adult/Continuing Education Programs	1300									0
13	CTE Programs	1400	245,900	72,660	24,500	20,353			2,570		365,983
14	Interscholastic Programs	1500	532,100	54,210	119,200	78,750		30,500	13,500		828,260
15	Summer School Programs	1600	25,300	1,230	1,900	1,400					29,830
16	Gifted Programs	1650	48,400	5,920		1,000					55,320
17	Driver's Education Programs	1700	85,600	24,960	3,275	3,000		125			116,960
18	Bilingual Programs	1800	240,100	71,040	2,450	950					314,540
19	Truant Alternative & Optional Programs	1900									0
20	Pre-K Programs - Private Tuition	1910									0
21	Regular K-12 Programs Private Tuition	1911									0
22	Special Education Programs K-12 Private Tuition	1912						910,000			910,000
23	Special Education Programs Pre-K Tuition	1913									0
24	Remedial/Supplemental Programs K-12 Private Tuition	1914									0
25	Remedial/Supplemental Programs Pre-K Private Tuition	1915									0
26	Adult/Continuing Education Programs Private Tuition	1916									0
27	CTE Programs Private Tuition	1917									0
28	Interscholastic Programs Private Tuition	1918									0
29	Summer School Programs Private Tuition	1919									0
30	Gifted Programs Private Tuition	1920									0
31	Bilingual Programs Private Tuition	1921									0
32	Truants Alternative/Opt Ed Programs Private Tuition	1922						9,000			9,000
33	Total Instruction¹⁴	1000	11,694,127	3,451,410	338,865	751,524	0	969,675	74,720	0	17,280,321
34	SUPPORT SERVICES (ED)	2000									
35	Support Services - Pupil	2100									
36	Attendance & Social Work Services	2110	307,200	103,920	8,950	1,450					421,520
37	Guidance Services	2120	257,000	53,470	4,900	3,000		500			318,870
38	Health Services	2130	321,000	66,220	4,650	4,000					395,870
39	Psychological Services	2140	258,800	77,580	1,400	950					338,730
40	Speech Pathology & Audiology Services	2150	296,600	84,290	7,150	1,050					389,090
41	Other Support Services - Pupils (Describe & Itemize)	2190	151,110	30,480	2,500	1,500					185,590
42	Total Support Services - Pupil	2100	1,591,710	415,960	29,550	11,950	0	500	0	0	2,049,670
43	Support Services - Instructional Staff	2200									
44	Improvement of Instruction Services	2210	298,700	81,900	99,265	11,876					491,741
45	Educational Media Services	2220	273,700	77,170	42,020	64,946		365	2,800		461,001
46	Assessment & Testing	2230			35,500	4,000					39,500
47	Total Support Services - Instructional Staff	2200	572,400	159,070	176,785	80,822	0	365	2,800	0	992,242
48	Support Services - General Administration	2300									
49	Board of Education Services	2310	34,500	8,560	46,200	7,000		12,000	4,000		112,260
50	Executive Administration Services	2320	248,200	72,490	5,000	5,500		2,000	3,500		336,690
51	Special Area Administration Services	2330	191,400	72,450	4,400	1,500		700	1,000		271,450
52	Tort Immunity Services	2360 - 2370			253,200						253,200
53	Total Support Services - General Administration	2300	474,100	153,500	308,800	14,000	0	14,700	8,500	0	973,600
54	Support Services - School Administration	2400									
55	Office of the Principal Services	2410	1,482,100	580,340	51,400	22,750		5,400	16,500		2,158,490
56	Other Support Services - School Administration (Describe & Itemize)	2490									0
57	Total Support Services - School Administration	2400	1,482,100	580,340	51,400	22,750	0	5,400	16,500	0	2,158,490

1	A	B	C	D	E	F	G	H	I	J	K
2	Description: Enter Whole Numbers Only	Funct #	(100) Salaries	(200) Employee Benefits	(300) Purchased Services	(400) Supplies & Materials	(500) Capital Outlay	(600) Other Objects	(700) Non-Capitalized Equipment	(800) Termination Benefits	(900) Total
58	Support Services - Business	2500									
59	Direction of Business Support Services	2510	116,700	21,890	2,100	1,000		600	1,340		143,630
60	Fiscal Services	2520	174,500	51,470	36,500	9,500		500	2,500		274,970
61	Operation & Maintenance of Plant Services	2540									0
62	Pupil Transportation Services	2550									0
63	Food Services	2560			352,000	700			15,000		367,700
64	Internal Services	2570									0
65	Total Support Services - Business	2500	291,200	73,360	390,600	11,200	0	1,100	18,840	0	786,300
66	Support Services - Central	2600									
67	Direction of Central Support Services	2610									0
68	Planning, Research, Development & Evaluation Services	2620									0
69	Information Services	2630	77,100	840	31,800	2,000		300	1,500		113,540
70	Staff Services	2640	142,900	44,080	31,200	3,750		1,000			222,930
71	Data Processing Services	2660	248,600	79,310	357,500	39,000	53,000		13,000		790,410
72	Total Support Services - Central	2600	468,600	124,230	420,500	44,750	53,000	1,300	14,500	0	1,126,880
73	Other Support Services (Describe & Itemize)	2900									0
74	Total Support Services	2000	4,880,110	1,506,460	1,377,635	185,472	53,000	23,365	61,140	0	8,087,182
75	COMMUNITY SERVICES (ED)	3000		8,000	27,889	11,392					47,281
76	PAYMENTS TO OTHER DIST & GOVT UNITS (ED)	4000									
77	Payments to Other Dist & Govt Units (In-State)	4100									
78	Payments for Regular Programs	4110									0
79	Payments for Special Education Programs	4120			241,722						241,722
80	Payments for Adult/Continuing Education Programs	4130									0
81	Payments for CTE Programs	4140			3,000			2,300			5,300
82	Payments for Community College Programs	4170									0
83	Other Payments to In-State Govt Units (Describe & Itemize)	4190									0
84	Total Payments to Other Dist & Govt Units (In-State)	4100			244,722			2,300			247,022
85	Payments for Regular Programs - Tuition	4210						22,000			22,000
86	Payments for Special Education Programs - Tuition	4220						1,339,492			1,339,492
87	Payments for Adult/Continuing Education Programs - Tuition	4230									0
88	Payments for CTE Programs - Tuition	4240						90,000			90,000
89	Payments for Community College Programs - Tuition	4270									0
90	Payments for Other Programs - Tuition	4280									0
91	Other Payments to In-State Govt Units (Describe & Itemize)	4290									0
92	Total Payments to Other Dist & Govt Units - Tuition (In State)	4200						1,451,492			1,451,492
93	Payments for Regular Programs - Transfers	4310									0
94	Payments for Special Education Programs - Transfers	4320									0
95	Payments for Adult/Continuing Ed Programs - Transfers	4330									0
96	Payments for CTE Programs - Transfers	4340									0
97	Payments for Community College Program - Transfers	4370									0
98	Payments for Other Programs - Transfers	4380									0
99	Other Payments to In-State Govt Units - Transfers (Describe & Itemize)	4390									0
100	Total Payments to Other Dist & Govt Units-Transfers (In State)	4300			0			0			0
101	Payments to Other Dist & Govt Units (Out of State)	4400									0
102	Total Payments to Other Dist & Govt Units	4000			244,722			1,453,792			1,698,514
103	DEBT SERVICE (ED)	5000									
104	Debt Service - Interest on Short-Term Debt	5100									
105	Tax Anticipation Warrants	5110									0
106	Tax Anticipation Notes	5120									0
107	Corporate Personal Property Repl Tax Anticipated Notes	5130									0
108	State Aid Anticipation Certificates	5140									0
109	Other Interest on Short-Term Debt (Describe & Itemize)	5150									0
110	Total Debt Service - Interest on Short-Term Debt	5100						0			0
111	Debt Service - Interest on Long-Term Debt	5200									0
112	Total Debt Service	5000						0			0

1	A	B	C	D	E	F	G	H	I	J	K
2	Description: Enter Whole Numbers Only	Funct #	(100) Salaries	(200) Employee Benefits	(300) Purchased Services	(400) Supplies & Materials	(500) Capital Outlay	(600) Other Objects	(700) Non-Capitalized Equipment	(800) Termination Benefits	(900) Total
113	PROVISION FOR CONTINGENCIES (ED)	6000									0
114	Total Direct Disbursements/Expenditures		16,574,237	4,965,870	1,989,111	948,388	53,000	2,446,832	135,860	0	27,113,298
115	Excess (Deficiency) of Receipts/Revenues Over Disbursements/Expenditures										958,217
117	20 - OPERATIONS AND MAINTENANCE FUND (O&M)										
118	SUPPORT SERVICES (O&M)	2000									
119	Support Services - Pupil	2100									
120	Other Support Services - Pupils (Describe & Itemize)	2190									0
121	Support Services - Business	2500									
122	Direction of Business Support Services	2510									0
123	Facilities Acquisition & Construction Services	2530									0
124	Operation & Maintenance of Plant Services	2540	1,020,900	202,190	618,650	678,650	80,000		74,000	7,000	2,681,390
125	Pupil Transportation Services	2550									0
126	Food Services	2560									0
127	Total Support Services - Business	2500	1,020,900	202,190	618,650	678,650	80,000	0	74,000	7,000	2,681,390
128	Other Support Services (Describe & Itemize)	2900									0
129	Total Support Services	2000	1,020,900	202,190	618,650	678,650	80,000	0	74,000	7,000	2,681,390
130	COMMUNITY SERVICES (O&M)	3000									0
131	PAYMENTS TO OTHER DIST & GOVT UNITS (O&M)	4000									
132	Payments to Other Dist & Govt Units (In-State)	4100									
133	Payments for Regular Programs	4110									0
134	Payments for Special Education Programs	4120									0
135	Payments for CTE Program	4140									0
136	Other Payments to In-State Govt Units (Describe & Itemize)	4190									0
137	Total Payments to Other Dist & Govt Units (In-State)	4100			0			0			0
138	Payments to Other Dist & Govt Units (Out of State) ¹⁴	4400									0
139	Total Payments to Other Dist & Govt Unit	4000			0			0			0
140	DEBT SERVICE (O&M)	5000									
141	Debt Service - Interest on Short-Term Debt	5100									
142	Tax Anticipation Warrants	5110									0
143	Tax Anticipation Notes	5120									0
144	Corporate Personal Prop Repl Tax Anticipated Notes	5130									0
145	State Aid Anticipation Certificates	5140									0
146	Other Interest on Short-Term Debt (Describe & Itemize)	5150									0
147	Total Debt Service - Interest on Short-Term Debt	5100						0			0
148	Debt Service - Interest on Long-Term Debt	5200									0
149	Total Debt Service	5000						0			0
150	PROVISION FOR CONTINGENCIES (O&M)	6000									0
151	Total Direct Disbursements/Expenditures		1,020,900	202,190	618,650	678,650	80,000	0	74,000	7,000	2,681,390
152	Excess (Deficiency) of Receipts/Revenues Over Disbursements/Expenditures										842,110
154	30 - DEBT SERVICE FUND (DS)										
155	PAYMENTS TO OTHER DIST & GOVT UNITS (DS)	4000									
156	Payments to Other Dist & Govt Units (In-State)	4100									
157	Payments for Regular Programs	4110									0
158	Payments for Special Education Programs	4120									0
159	Other Payments to In-State Govt Units (Describe & Itemize)	4190									0
160	Total Payments to Other Dist & Govt Units (In-State)	4000						0			0
161	DEBT SERVICE (DS)	5000									
162	Debt Service - Interest on Short-Term Debt	5100									
163	Tax Anticipation Warrants	5110									0
164	Tax Anticipation Notes	5120									0

1	A	B	C	D	E	F	G	H	I	J	K
2	Description: Enter Whole Numbers Only	Funct #	(100) Salaries	(200) Employee Benefits	(300) Purchased Services	(400) Supplies & Materials	(500) Capital Outlay	(600) Other Objects	(700) Non-Capitalized Equipment	(800) Termination Benefits	(900) Total
165	Corporate Personal Prop Repl Tax Anticipation Notes	5130									0
166	State Aid Anticipation Certificates	5140									0
167	Other Interest on Short-Term Debt (Describe & Itemize)	5150									0
168	Total Debt Service - Interest On Short-Term Debt	5100						0			0
169	Debt Service - Interest on Long-Term Debt	5200						592,500			592,500
170	Debt Service - Payments of Principal on Long-Term Debt ¹⁵ (Lease/Purchase Principal Retired)	5300						1,475,000			1,475,000
171	Debt Service Other (Describe & Itemize)	5400						1,000			1,000
172	Total Debt Service	5000			0			2,068,500			2,068,500
173	PROVISION FOR CONTINGENCIES (DS)	6000									0
174	Total Direct Disbursements/Expenditures				0			2,068,500			2,068,500
175	Excess (Deficiency) of Receipts/Revenues Over Disbursements/Expenditures										(917,300)
177	40 - TRANSPORTATION FUND (TR)										
178	SUPPORT SERVICES (TR)	2000									
179	Support Services - Pupils	2100									
180	Other Support Services - Pupils (Describe & Itemize)	2190									0
181	Support Services - Business										
182	Pupil Transportation Services	2550	46,100	1,530	2,049,000	2,000	100,000				2,198,630
183	Other Support Services (Describe & Itemize)	2900									0
184	Total Support Services	2000	46,100	1,530	2,049,000	2,000	100,000	0	0	0	2,198,630
185	COMMUNITY SERVICES (TR)	3000									0
186	PAYMENTS TO OTHER DIST & GOVT UNITS (TR)	4000									
187	Payments to Other Dist & Govt Units (In-State)	4100									
188	Payments for Regular Program	4110									0
189	Payments for Special Education Programs	4120									0
190	Payments for Adult/Continuing Education Programs	4130									0
191	Payments for CTE Programs	4140									0
192	Payments for Community College Programs	4170									0
193	Other Payments to In-State Govt Units (Describe & Itemize)	4190									0
194	Total Payments to Other Dist & Govt Units (In-State)	4100			0			0			0
195	Payments to Other Dist & Govt Units (Out-of-State) (Describe & Itemize)	4400									0
196	Total Payments to Other Dist & Govt Units	4000			0			0			0
197	DEBT SERVICE (TR)	5000									
198	Debt Service - Interest on Short-Term Debt	5100									
199	Tax Anticipation Warrants	5110									0
200	Tax Anticipation Notes	5120									0
201	Corporate Personal Prop Repl Tax Anticipation Notes	5130									0
202	State Aid Anticipation Certificates	5140									0
203	Other Interest on Short-Term Debt (Describe and Itemize)	5150									0
204	Total Debt Service - Interest On Short-Term Debt	5100						0			0
205	Debt Service - Interest on Long-Term Debt	5200									0
206	Debt Service - Payments of Principal on Long-Term Debt ¹⁵ (Lease/Purchase Principal Retired)	5300									0
207	Debt Service - Other (Describe and Itemize)	5400									0
208	Total Debt Service	5000						0			0
209	PROVISION FOR CONTINGENCIES (TR)	6000									0
210	Total Direct Disbursements/Expenditures		46,100	1,530	2,049,000	2,000	100,000	0	0	0	2,198,630
211	Excess (Deficiency) of Receipts/Revenues Over Disbursements/Expenditures										240,070
212											

1	A	B	C	D	E	F	G	H	I	J	K
2	Description: Enter Whole Numbers Only	Funct #	(100) Salaries	(200) Employee Benefits	(300) Purchased Services	(400) Supplies & Materials	(500) Capital Outlay	(600) Other Objects	(700) Non-Capitalized Equipment	(800) Termination Benefits	(900) Total
213	50 - MUNICIPAL RETIREMENT/SOC SEC FUND (MR/SS)										
214	INSTRUCTION (MR/SS)	1000									
215	Regular Program	1100		138,050							138,050
216	Pre-K Programs	1125		9,550							9,550
217	Special Education Programs (Functions 1200-1220)	1200		150,540							150,540
218	Special Education Programs Pre-K	1225		3,520							3,520
219	Remedial and Supplemental Programs K-12	1250		20,040							20,040
220	Remedial and Supplemental Programs Pre-K	1275									0
221	Adult/Continuing Education Programs	1300									0
222	CTE Programs	1400		3,580							3,580
223	Interscholastic Programs	1500		27,250							27,250
224	Summer School Programs	1600		490							490
225	Gifted Programs	1650		770							770
226	Driver's Education Programs	1700		1,250							1,250
227	Bilingual Programs	1800		3,570							3,570
228	Truant Alternative & Optional Programs	1900									0
229	Total Instruction	1000		358,610							358,610
230	SUPPORT SERVICES (MR/SS)	2000									
231	Support Services - Pupil	2100									
232	Attendance & Social Work Services	2110		5,260							5,260
233	Guidance Services	2120		15,200							15,200
234	Health Services	2130		8,210							8,210
235	Psychological Services	2140		3,820							3,820
236	Speech Pathology & Audiology Services	2150		4,450							4,450
237	Other Support Services - Pupils (Describe & Itemize)	2190		6,460							6,460
238	Total Support Services - Pupil	2100		43,400							43,400
239	Support Services - Instructional Staff	2200									
240	Improvement of Instruction Services	2210		4,450							4,450
241	Educational Media Services	2220		14,890							14,890
242	Assessment & Testing	2230									0
243	Total Support Services - Instructional Staff	2200		19,340							19,340
244	Support Services - General Administration	2300									
245	Board of Education Services	2310		7,200							7,200
246	Executive Administration Services	2320		10,740							10,740
247	Special Area Administrative Services	2330		10,570							10,570
248	Claims Paid from Self Insurance Fund	2361									0
249	Workers' Compensation or Workers' Occupation Disease Acts Payments	2362									0
250	Unemployment Insurance Payments	2363									0
251	Insurance Payments (regular or self-insurance)	2364									0
252	Risk Management and Claims Services Payments	2365									0
253	Judgment and Settlements	2366									0
254	Educatl, Inspectl, Supervisory Serv. Related to Loss Prevention or Reduction	2367									0
255	Reciprocal Insurance Payments	2368									0
256	Legal Service	2369									0
257	Total Support Services - General Administration	2300		28,510							28,510
258	Support Services - School Administration	2400									
259	Office of the Principal Services	2410		73,070							73,070
260	Other Support Services - School Administration (Describe & Itemize)	2490									0
261	Total Support Services - School Administration	2400		73,070							73,070
262	Support Services - Business	2500									
263	Direction of Business Support Services	2510		25,360							25,360
264	Fiscal Services	2520		36,390							36,390
265	Facilities Acquisition & Construction Services	2530									0
266	Operation & Maintenance of Plant Service	2540		209,270							209,270
267	Pupil Transportation Services	2550		8,130							8,130
268	Food Services	2560									0
269	Internal Services	2570									0
270	Total Support Services - Business	2500		279,150							279,150

1	A	B	C	D	E	F	G	H	I	J	K
2	Description: Enter Whole Numbers Only	Funct #	(100) Salaries	(200) Employee Benefits	(300) Purchased Services	(400) Supplies & Materials	(500) Capital Outlay	(600) Other Objects	(700) Non-Capitalized Equipment	(800) Termination Benefits	(900) Total
271	Support Services - Central	2600									
272	Direction of Central Support Services	2610									0
273	Planning, Research, Development & Evaluation Services	2620									0
274	Information Services	2630		14,660							14,660
275	Staff Services	2640		16,700							16,700
276	Data Processing Services	2660		42,240							42,240
277	Total Support Services - Central	2600		73,600							73,600
278	Other Support Services (Describe & Itemize)	2900									0
279	Total Support Services	2000		517,070							517,070
280	COMMUNITY SERVICES (MR/SS)	3000									0
281	PAYMENTS TO OTHER DIST & GOVT UNITS (MR/SS)	4000									0
282	Payments for Regular Programs	4110									0
283	Payments for Special Education Programs	4120									0
284	Payments for CTE Programs	4140									0
285	Total Payments to Other Dist & Govt Units	4000		0							0
286	DEBT SERVICE (MR/SS)	5000									0
287	Debt Service - Interest on Short-Term Debt	5100									0
288	Tax Anticipation Warrants	5110									0
289	Tax Anticipation Notes	5120									0
290	Corporate Personal Prop Repl Tax Anticipation Notes	5130									0
291	State Aid Anticipation Certificates	5140									0
292	Other (Describe & Itemize)	5150									0
293	Total Debt Service	5000						0			0
294	PROVISION FOR CONTINGENCIES (MR/SS)	6000									0
295	Total Direct Disbursements/Expenditures			875,680				0			875,680
296	Excess (Deficiency) of Receipts/Revenues Over Disbursements/Expenditures										210,720
297											
298	60 - CAPITAL PROJECTS (CP)										
299	SUPPORT SERVICES (CP)	2000									
300	Support Services - Business										
301	Facilities Acquisition & Construction Services	2530			68,000		10,575,000				10,643,000
302	Other Support Services (Describe & Itemize)	2900									0
303	Total Support Services	2000	0	0	68,000	0	10,575,000	0	0		10,643,000
304	PAYMENTS TO OTHER DIST & GOVT UNITS (CP)	4000									
305	Payments to Other Dist & Govt Units (In-State)	4100									
306	Payments to Regular Programs	4110									0
307	Payment for Special Education Programs	4120									0
308	Payment for CTE Programs	4140									0
309	Payments to Other Govt Units (In-State) (Describe & Itemize)	4190									0
310	Total Payments to Other Districts & Govt Units	4000			0			0			0
311	PROVISION FOR CONTINGENCIES (CP)	6000									0
312	Total Direct Disbursements/Expenditures		0	0	68,000	0	10,575,000	0	0		10,643,000
313	Excess (Deficiency) of Receipts/Revenues Over Disbursements/Expenditures										(10,571,700)
314											
315	70 WORKING CASH FUND (WC)										
316											
317	80 - TORT FUND (TF)										
318	SUPPORT SERVICES - GENERAL ADMINISTRATION	2000									
319	Claims Paid from Self Insurance Fund	2361									0
320	Workers' Compensation or Workers' Occupational Disease Act Payments	2362									0
321	Unemployment Insurance Payments	2363									0
322	Insurance Payments (regular or self-insurance)	2364			4,000						4,000
323	Risk Management and Claims Services Payments	2365									0
324	Judgment and Settlements	2366									0

1	A	B	C	D	E	F	G	H	I	J	K
2	Description: Enter Whole Numbers Only	Funct #	(100) Salaries	(200) Employee Benefits	(300) Purchased Services	(400) Supplies & Materials	(500) Capital Outlay	(600) Other Objects	(700) Non-Capitalized Equipment	(800) Termination Benefits	(900) Total
325	Educatl, Inspectl, Supervisory Serv Related to Loss Prevention or Reduction	2367									0
326	Reciprocal Insurance Payments	2368									0
327	Legal Service	2369									0
328	Property Insurance (Building & Grounds)	2371									0
329	Vehicle Insurance (Transportation)	2372									0
330	Total Support Services - General Administration	2000	0	0	4,000	0	0	0	0		4,000
331	PAYMENTS TO OTHER DIST & GOVT UNITS (TF)	4000									
332	Payments for Regular Programs	4110									0
333	Payments for Special Education Programs	4120									0
334	Total Payments to Other Dist & Govt Units	4000						0			0
335	DEBT SERVICE (TF)	5000									
336	Debt Service - Interest on Short-Term Debt										
337	Tax Anticipation Warrants	5110									0
338	Corporate Personal Property Replacement Tax Anticipation Notes	5130									0
339	Other Interest or Short-Term Debt (Describe & Itemize)	5150									0
340	Total Debt Service	5000						0			0
341	PROVISION FOR CONTINGENCIES (TF)	6000									
342	Total Direct Disbursements/Expenditures		0	0	4,000	0	0	0	0		4,000
343	Excess (Deficiency) of Receipts/Revenues Over Disbursements/Expenditures										0
344											
345	90 - FIRE PREVENTION & SAFETY FUND (FP&S)										
346	SUPPORT SERVICES (FP&S)	2000									
347	Support Services - Business	2500									
348	Facilities Acquisition & Construction Services	2530									0
349	Operation & Maintenance of Plant Service	2540									0
350	Total Support Services - Business	2500	0	0	0	0	0	0	0		0
351	Other Support Services (Describe & Itemize)	2900									0
352	Total Support Services	2000	0	0	0	0	0	0	0		0
353	PAYMENTS TO OTHER DISTRICTS & GOVT UNITS (FP&S)	4000									
354	Payments to Regular Programs	4110									0
355	Payments to Special Education Programs	4120									0
356	Other Payments to In-State Govt Units (Describe & Itemize)	4190									0
357	Total Payments to Other Districts & Govt Units (FPS)	4000						0			0
358	DEBT SERVICE (FP&S)	5000									
359	Debt Service - Interest on Short-Term Debt	5100									
360	Tax Anticipation Warrants	5110									0
361	Other Interest on Short-Term Debt (Describe & Itemize)	5150									0
362	Total Debt Service - Interest on Short-Term Debt	5100						0			0
363	Debt Service - Interest on Long-Term Debt	5200									
364	Debt Service - Payments of Principal on Long-Term Debt ¹⁵ (Lease/Purchase Principal Retired)	5300									
365	Total Debt Service	5000						0			0
366	PROVISIONS FOR CONTINGENCIES (FP&S)	6000									
367	Total Direct Disbursements/Expenditures		0	0	0	0	0	0	0		0
368	Excess (Deficiency) of Receipts/Revenues Over Disbursements/Expenditures										0

This page is provided for detailed itemizations as requested within the body of the Report.

1. Page 6: Sales to Pupils - Other (10-1614) - Reduced lunch sales = \$1,250
2. Page 8: Other Restricted Revenue from State Sources (10-3999) - State library grant = \$1047
3. Page 11: Other Support Services - Pupils (10-2190-100) - Intervention & Lunch/Playground Supervisor salaries = \$151,110
4. Page 11: Other Support Services - Pupils (10-2190-200) - Intervention & Lunch/Playground Supervisor benefits = \$30,480
5. Page 11: Other Support Services - Pupils (10-2190-300) - Services for Snowball & graduation = \$2,500
6. Page 11: Other Support Services - Pupils (10-2190-400) - Supplies for Snowball/Ambassadors = \$1,500
7. Page 14: Debt Service Other (30-5400-600) - Service charges = \$1,000
8. Page 15: Other Support Services - Pupils (50-2190-200) - Intervention & Lunch/Playground Supervisors = \$6,460

	A	B	C	D	E	F
1	DEFICIT BUDGET SUMMARY INFORMATION - Operating Funds Only					
2	Description	EDUCATIONAL FUND (10)	OPERATIONS & MAINTENANCE FUND (20)	TRANSPORTATION FUND (40)	WORKING CASH FUND (70)	TOTAL
3	Direct Revenues	28,071,515	3,523,500	2,438,700	26,000	34,059,715
4	Direct Expenditures	27,113,298	2,681,390	2,198,630		31,993,318
5	Difference	958,217	842,110	240,070	26,000	2,066,397
6	Estimated Fund Balance - June 30, 2020	25,087,205	2,119,201	2,218,309	806,616	30,231,331
7	Balanced budget, no deficit reduction plan is required.					
8	<p><i>A deficit reduction plan is required if the local board of education adopts (or amends) the 2019-20 school district budget in which the "operating funds" listed above result in direct revenues (line 9) being less than direct expenditures (line 19) by an amount equal to or greater than one-third (1/3) of the ending fund balance (line 81).</i></p>					
10	<p>Note: <i>The balance is determined using only the four funds listed above. That is, if the estimated ending fund balance is less than three times the deficit spending, the district must adopt and file with ISBE a deficit reduction plan to balance the shortfall within three years.</i></p>					
12	<p><i>The School Code, Section 17-1 (105 ILCS 5/17-1) - If the 2018-2019 Annual Financial Report (AFR) reflects a deficit as defined above (page 36), then the school district shall adopt and submit a deficit reduction plan (found here on page 20-24) to ISBE within 30 days after acceptance of the AFR.</i></p>					
13	<p><i>The deficit reduction plan, if required, is developed using ISBE guidelines and format.</i></p>					

ILLINOIS STATE BOARD OF EDUCATION
School Business Services Division

	A	B	C	D	E	F	G
1			DEFICIT REDUCTION PLAN				
2			ESTIMATED BUDGET				
3	19-022-2020-26		FY2019-2020				
4	<i>District Number</i>						
5	Lisle Community Unit School District No. 202						
6	<i>District Name</i>		Educational Fund	Operations & Maintenance Fund	Transportation Fund	Working Cash Fund	Total
7	ESTIMATED BEGINNING FUND BALANCE <i>(must equal prior Ending Fund Balance)</i>		25,144,488	2,277,091	1,978,239	802,616	30,202,434
8	RECEIPTS/REVENUES	Acct #					
9	LOCAL SOURCES	1000	25,313,900	3,523,500	1,641,200	26,000	30,504,600
10	FLOW-THROUGH RECEIPTS/REVENUES FROM ONE DISTRICT TO ANOTHER DISTRICT	2000	0	0	0		0
11	STATE SOURCES	3000	1,688,108	0	797,500	0	2,485,608
12	FEDERAL SOURCES	4000	1,069,507	0	0	0	1,069,507
13	Total Receipts/Revenues		28,071,515	3,523,500	2,438,700	26,000	34,059,715
14	DISBURSEMENTS/EXPENDITURES	Funct #					
15	INSTRUCTION	1000	17,280,321				17,280,321
16	SUPPORT SERVICES	2000	8,087,182	2,681,390	2,198,630		12,967,202
17	COMMUNITY SERVICES	3000	47,281	0	0		47,281
18	PAYMENTS TO OTHER DISTRICTS & GOVT. UNITS	4000	1,698,514	0	0		1,698,514
19	DEBT SERVICES	5000	0	0	0		0
20	PROVISION FOR CONTINGENCIES	6000	0	0	0		0
21	Total Disbursements/Expenditures		27,113,298	2,681,390	2,198,630		31,993,318
22	Excess of Receipts/Revenue Over/(Under) Disbursements/Expenditures		958,217	842,110	240,070	26,000	2,066,397
23	OTHER SOURCES/USES OF FUNDS						
24	OTHER SOURCES OF FUNDS (7000)		22,000	2,500,000	0	0	2,522,000
25	OTHER USES OF FUNDS (8000)		1,037,500	3,500,000	0	22,000	4,559,500
26	TOTAL OTHER SOURCES/USES OF FUNDS		(1,015,500)	(1,000,000)	0	(22,000)	(2,037,500)
27	ESTIMATED ENDING FUND BALANCE		25,087,205	2,119,201	2,218,309	806,616	30,231,331

**ILLINOIS STATE BOARD OF EDUCATION
School Business Services Division**

	A	B	H	I	J	K	L
1			ESTIMATED BUDGET FY2020-2021				
2							
3	19-022-2020-26						
4	<i>District Number</i>						
5	Lisle Community Unit School District No. 202						
6	<i>District Name</i>		Educational Fund	Operations & Maintenance Fund	Transportation Fund	Working Cash Fund	Total
7	ESTIMATED BEGINNING FUND BALANCE (must equal prior Ending Fund Balance)		25,087,205	2,119,201	2,218,309	806,616	30,231,331
8	RECEIPTS/REVENUES	Acct #					
9	LOCAL SOURCES	1000					0
10	FLOW-THROUGH RECEIPTS/REVENUES FROM ONE DISTRICT TO ANOTHER DISTRICT	2000					0
11	STATE SOURCES	3000					0
12	FEDERAL SOURCES	4000					0
13	Total Receipts/Revenues		0	0	0	0	0
14	DISBURSEMENTS/EXPENDITURES	Funct #					
15	INSTRUCTION	1000					0
16	SUPPORT SERVICES	2000					0
17	COMMUNITY SERVICES	3000					0
18	PAYMENTS TO OTHER DISTRICTS & GOVT. UNITS	4000					0
19	DEBT SERVICES	5000					0
20	PROVISION FOR CONTINGENCIES	6000					0
21	Total Disbursements/Expenditures		0	0	0		0
22	Excess of Receipts/Revenue Over/(Under) Disbursements/Expenditures		0	0	0	0	0
23	OTHER SOURCES/USES OF FUNDS						
24	OTHER SOURCES OF FUNDS (7000)						0
25	OTHER USES OF FUNDS (8000)						0
26	TOTAL OTHER SOURCES/USES OF FUNDS		0	0	0	0	0
27	ESTIMATED ENDING FUND BALANCE		25,087,205	2,119,201	2,218,309	806,616	30,231,331

**ILLINOIS STATE BOARD OF EDUCATION
School Business Services Division**

	A	B	M	N	O	P	Q
1			ESTIMATED BUDGET FY2021-2022				
2							
3	19-022-2020-26						
4	<i>District Number</i>						
5	Lisle Community Unit School District No. 202						
6	<i>District Name</i>		Educational Fund	Operations & Maintenance Fund	Transportation Fund	Working Cash Fund	Total
7	ESTIMATED BEGINNING FUND BALANCE (must equal prior Ending Fund Balance)		25,087,205	2,119,201	2,218,309	806,616	30,231,331
8	RECEIPTS/REVENUES	Acct #					
9	LOCAL SOURCES	1000					0
10	FLOW-THROUGH RECEIPTS/REVENUES FROM ONE DISTRICT TO ANOTHER DISTRICT	2000					0
11	STATE SOURCES	3000					0
12	FEDERAL SOURCES	4000					0
13	Total Receipts/Revenues		0	0	0	0	0
14	DISBURSEMENTS/EXPENDITURES	Funct #					
15	INSTRUCTION	1000					0
16	SUPPORT SERVICES	2000					0
17	COMMUNITY SERVICES	3000					0
18	PAYMENTS TO OTHER DISTRICTS & GOVT. UNITS	4000					0
19	DEBT SERVICES	5000					0
20	PROVISION FOR CONTINGENCIES	6000					0
21	Total Disbursements/Expenditures		0	0	0		0
22	Excess of Receipts/Revenue Over/(Under) Disbursements/Expenditures		0	0	0	0	0
23	OTHER SOURCES/USES OF FUNDS						
24	OTHER SOURCES OF FUNDS (7000)						0
25	OTHER USES OF FUNDS (8000)						0
26	TOTAL OTHER SOURCES/USES OF FUNDS		0	0	0	0	0
27	ESTIMATED ENDING FUND BALANCE		25,087,205	2,119,201	2,218,309	806,616	30,231,331

**ILLINOIS STATE BOARD OF EDUCATION
School Business Services Division**

	A	B	R	S	T	U	V
1			ESTIMATED BUDGET FY2022-2023				
2							
3	19-022-2020-26						
4	<i>District Number</i>						
5	Lisle Community Unit School District No. 202						
6	<i>District Name</i>		Educational Fund	Operations & Maintenance Fund	Transportation Fund	Working Cash Fund	Total
7	ESTIMATED BEGINNING FUND BALANCE (must equal prior Ending Fund Balance)		25,087,205	2,119,201	2,218,309	806,616	30,231,331
8	RECEIPTS/REVENUES	Acct #					
9	LOCAL SOURCES	1000					0
10	FLOW-THROUGH RECEIPTS/REVENUES FROM ONE DISTRICT TO ANOTHER DISTRICT	2000					0
11	STATE SOURCES	3000					0
12	FEDERAL SOURCES	4000					0
13	Total Receipts/Revenues		0	0	0	0	0
14	DISBURSEMENTS/EXPENDITURES	Funct #					
15	INSTRUCTION	1000					0
16	SUPPORT SERVICES	2000					0
17	COMMUNITY SERVICES	3000					0
18	PAYMENTS TO OTHER DISTRICTS & GOVT. UNITS	4000					0
19	DEBT SERVICES	5000					0
20	PROVISION FOR CONTINGENCIES	6000					0
21	Total Disbursements/Expenditures		0	0	0		0
22	Excess of Receipts/Revenue Over/(Under) Disbursements/Expenditures		0	0	0	0	0
23	OTHER SOURCES/USES OF FUNDS						
24	OTHER SOURCES OF FUNDS (7000)						0
25	OTHER USES OF FUNDS (8000)						0
26	TOTAL OTHER SOURCES/USES OF FUNDS		0	0	0	0	0
27	ESTIMATED ENDING FUND BALANCE		25,087,205	2,119,201	2,218,309	806,616	30,231,331

ILLINOIS STATE BOARD OF EDUCATION
School Business Services Division

	A	B	W	X	Y	Z
1			SUMMARY			
2			BUDGET ADDENDUM - DEFICIT REDUCTION PLAN			
3	19-022-2020-26		ESTIMATED BUDGET			
4	<i>District Number</i>		<i>Date of Adoption:</i>			
5	Lisle Community Unit School District No. 202		<i>(Enter as MM/DD/YY)</i>			
6	<i>District Name</i>		FY2019-2020	FY2020-2021	FY2021-2022	FY2022-2023
7	ESTIMATED BEGINNING FUND BALANCE <i>(must equal prior Ending Fund Balance)</i>		30,202,434	30,231,331	30,231,331	30,231,331
8	RECEIPTS/REVENUES	Acct #				
9	LOCAL SOURCES	1000	30,504,600	0	0	0
10	FLOW-THROUGH RECEIPTS/REVENUES FROM ONE DISTRICT TO ANOTHER DISTRICT	2000	0	0	0	0
11	STATE SOURCES	3000	2,485,608	0	0	0
12	FEDERAL SOURCES	4000	1,069,507	0	0	0
13	Total Receipts/Revenues		34,059,715	0	0	0
14	DISBURSEMENTS/EXPENDITURES	Funct #				
15	INSTRUCTION	1000	17,280,321	0	0	0
16	SUPPORT SERVICES	2000	12,967,202	0	0	0
17	COMMUNITY SERVICES	3000	47,281	0	0	0
18	PAYMENTS TO OTHER DISTRICTS & GOVT. UNITS	4000	1,698,514	0	0	0
19	DEBT SERVICES	5000	0	0	0	0
20	PROVISION FOR CONTINGENCIES	6000	0	0	0	0
21	Total Disbursements/Expenditures		31,993,318	0	0	0
22	Excess of Receipts/Revenue Over/(Under) Disbursements/Expenditures		2,066,397	0	0	0
23	OTHER SOURCES/USES OF FUNDS					
24	OTHER SOURCES OF FUNDS (7000)		2,522,000	0	0	0
25	OTHER USES OF FUNDS (8000)		4,559,500	0	0	0
26	TOTAL OTHER SOURCES/USES OF FUNDS		(2,037,500)	0	0	0
27	ESTIMATED ENDING FUND BALANCE		30,231,331	30,231,331	30,231,331	30,231,331

Deficit Reduction Plan-Background/Assumptions
Fiscal Year 2019-2020 through Fiscal Year 2022-2023

Lisle Community Unit School District No. 202 19-022-2020-26

Please complete the following schedule and include a brief description to identify any areas of the budget that will be impacted from one year to the next. If the deficit reduction plan relies upon new local revenues, identify contingencies for further budget reductions which will be enacted in the event those new revenues are not available.

1. Background and Narrative of Budget Reductions:

2. Assumptions Used in the Deficit Reduction Plan:

- EBF and Estimated New Tier Funding:

- Equal Assessed Valuation and Tax Rates:

- Employee Salaries and Benefits:

- Short and Long Term Borrowing:

- Educational Impact:

- Other Assumptions:

- Has the district considered shared services or outsourcing (Ex: Transportation, Insurance) If yes please explain:

ESTIMATED LIMITATION OF ADMINISTRATIVE COSTS

(For Local Use Only)

This is an estimated Limitation of Administrative Costs Worksheet only and will not be accepted for Official Submission of the Limitation of Administrative Costs Worksheet.

The worksheet is intended for use during the budgeting process to estimate the district's percent increase of FY2020 budgeted expenditures over FY2019 actual expenditures. Budget information is copied to this page. Insert the prior year estimated actual expenditures to compute the estimated percentage increase (decrease).

The official Limitation of Administrative Costs Worksheet is attached to the end of the Annual Financial Report (ISBE Form 50-35) and may be submitted in conjunction with that report.

An official Limitation of Administrative Costs Worksheet can also be found on the ISBE website at:

[Limitation of Administrative Costs](#)

ESTIMATED LIMITATION OF ADMINISTRATIVE COSTS WORKSHEET		School District Name: Lisle Community Unit School District No. 202					
(Section 17-1.5 of the School Code)		RCDT Number: 19-022-2020-26					
		Estimated Actual Expenditures, Fiscal Year 2019			Budgeted Expenditures, Fiscal Year 2020		
Description (Enter Whole Numbers Only)	Funct #	(10) Educational Fund	(20) Operations & Maintenance Fund	Total	(10) Educational Fund	(20) Operations & Maintenance Fund	Total
1. Executive Administration Services	2320	319,554		319,554	336,690		336,690
2. Special Area Administration Services	2330	269,601		269,601	271,450		271,450
3. Other Support Services - School Administration	2490			0	0		0
4. Direction of Business Support Services	2510	126,923		126,923	143,630	0	143,630
5. Internal Services	2570			0	0		0
6. Direction of Central Support Services	2610			0	0		0
7. Deduct - Early Retirement or other pension obligations required by state law and include above				0			0
8. Totals		716,078	0	716,078	751,770	0	751,770
9. Estimated Percent Increase (Decrease) for FY2020 (Budgeted) over FY2019 (Actual)							5%

Reference Description

- 1 Each fund balance should correspond to the fund balance reflected on the books as of June 30th - Balance Sheet Accounts #720 and #730 (audit figures, if available).
- 2 Accounting and Financial Reporting for Certain Grants and Other Financial Assistance. The "On-Behalf" Payments should only be reflected on this page (Budget Summary, Lines 10 and 20).
- 3 Requires the secretary of the school board to notify the county clerk (within 30 days of the transfer approval) to abate an equal amount of taxes to be next extended. See Sec. 10-22.14 & 17-2.11.
- 3^a Requires notification to the county clerk to abate an equal amount from taxes next extended. See section 10-22.14
- 4 Principal on Bonds Sold:
 - (1) Funding Bonds are to be entered in the fund or funds in which the liability occurs.
 - (2) Refunding Bonds can be entered in the Debt Services Fund only.
 - (3) Building Bonds can be entered in the Capital Projects Fund only.
 - (4) Fire Prevention and Safety Bonds can be entered in the Fire Prevention & Safety Fund only.
- 5

The proceeds from the sale of school sites, buildings, or other real estate shall be used first to pay the principal and interest on any outstanding bonds on the property being sold, and after all such bonds have been retired, the remaining proceeds from the sale next shall be used by the school board to meet any urgent district needs as determined under Sections 2-3.12 and 17-2.11 of the School Code. Once these issues have been addressed, any remaining proceeds may be used for any other authorized purpose and for deposit into any district fund.
- 6 The School Code, Section 10-22.44 prohibits the transfer of interest earned on the investment of "any funds for purposes of Illinois Municipal Retirement under the Pension Code." This prohibition does not include funds for Social Security and Medicare-only purposes. For additional requirements on interest earnings, see 23 Illinois Administrative Code, Part 100, Section 100.50.
- 7 Cash plus investments must be greater than or equal to zero.
- 8 For cash basis budgets, this total will equal the Budget Summary - Total Direct Receipts/Revenues (Line 9) plus Total Other Sources of Funds (Line 46).
- 9 For cash basis budgets, this total will equal the Budget Summary - Total Direct Disbursements/Expenditures (Line 19) plus Total Other Uses of Funds (Line 79).
- 10 Working Cash Fund loans may be made to any district fund for which taxes are levied (Section 20-5 of the School Code).
- 11 Include revenue accounts 1110 through 1115, 1117, 1118 & 1120.
- 12 The School Code Section 17-2.2c. Tax for leasing educational facilities or computer technology or both, and for temporary relocation expense purposes.
- 13 Corporate personal property replacement tax revenue must be first applied to the Municipal Retirement/Social Security Fund to replace tax revenue lost due to the abolition of the corporate personal property tax (30 ILCS 115/12). This provision does not apply to taxes levied for Medicare-Only purposes.
- 14 Only tuition payments made to private facilities. See Functions 4200 or 4400 for estimated public facility disbursements/expenditures.
- 15 Payment towards the retirement of lease/purchase agreements or bonded/other indebtedness (principal only) otherwise reported within the fund - e.g.: alternate revenue bonds. (Describe & Itemize)
- 16 Only abolishment of Working Cash Fund must transfer its funds directly to the Educational Fund upon adoption of a resolution and at the close of the current school Year (see 105 ILCS 5/20-8 for further explanation)
Only abatement of working cash fund can transfer its funds to any fund in most need of money
(see 105 ILCS 5/20-10 for further explanation)