

# Homestead High School

21370 Homestead Road, Cupertino, CA 95014 • hhs.fuhsd.org • 408.522.2500 • CEEB: 053462

2019-2020  
School Profile



Homestead High School offers extensive academic and extracurricular experiences to ensure high levels of learning for all students. Homestead's ability to offer such opportunities is supported in large part by the Homestead staff and community. Located in the heart of Silicon Valley, Homestead High School serves over 2,400 students from Sunnyvale, Cupertino, and

Los Altos. The community's diversity is reflected by HHS's student population through a blend of ethnicities, cultures, and socioeconomic backgrounds. Homestead's diversity offers staff the opportunity to enlist rigorous and varied curriculum to prepare all students for postsecondary opportunities. Homestead offers 17 Advanced Placement courses, 10 Honors courses and a host of courses for special education students and English language learners. Additionally, Homestead is also proud to host 13 Career Technical Education (CTE) courses, and more than 60 elective courses. Nearly all of Homestead's course offerings allow students the opportunity to fulfill the University of California A-G admission requirements. Due to budgetary constraints, Fremont Union High School District (FUHSD) students are limited to one course per subject area per year. Students have open access to all honors and AP classes.

**Greg Giglio, Principal**  
**Brian Dong, Assistant Principal**  
**Denae Nurnberg, Assistant Principal**  
**Maria Trejo, Dean of Students**  
**Steve Puccinelli, Dean of Students**  
**John Rodriguez, Assistant Principal**  
**Guidance Counselors**  
**Marisa Amezcuita A-F (x2550)**  
**Raquel DeJesus G – Li (x2517)**  
**Wilma Wu Lj-Sam (x2544)**  
**Lillie Phares (on leave)**  
**Leslie Ogawa-Boon San-Z (x2520)**  
**College/Career Advisor**  
**Mary Lund (522-2521)**  
**Registrar**  
**Eugenia San Cristobal (522-2503)**

## Class of 2020 by the Numbers

**605**  
students

**33**  
National Merit  
Semi-finalists

**66**  
National Merit  
Commended

## GPA Distribution for Class of 2020

Individual class rank is not reported. To evaluate student performance, use the grade distribution chart below showing the number of students in each unweighted, cumulative 9-12 GPA category.

4.0	53 (9%)
3.5 – 3.99	264 (44%)
3.0 – 3.49	122 (21%)
2.5 – 2.99	61 (10%)
2.0 – 2.49	49 (7%)
< 2.0	55 (9%)

Data as of 08/30/2019

### GPA and Related Procedures

- Credits are posted at the end of each semester in December and June
- Each semester class is 5 credits; most FUHSD classes are yearlong (10 credits) and meet for 150 instructional hours.
- GPA is calculated at the end of each semester (A=4; B=3; C=2; D=1; F=0). Honors and AP classes are not given additional point values.
- Cumulative GPA is all coursework from grade 9 to current. University GPA is college-prep academic courses only.
- Coursework earning P (Pass), NM (No Mark), I (Incomplete), W (Withdrew) is not calculated into the GPA.
- Coursework from non-accredited or out of country schools are transferred as Pass/Fail

## HHS by the Numbers

**114**  
teachers

**2,430**  
students  
grades 9-12

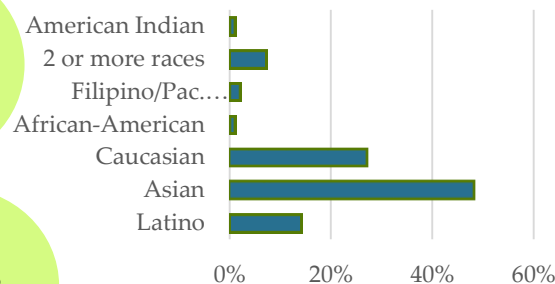
**27**  
students in full-time off-site programs

**608:1**  
student to counselor ratio

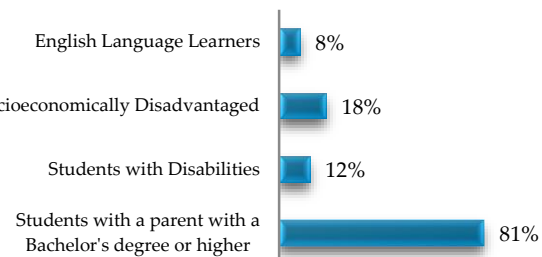
**32.5**  
average class size

**78%**  
of Class of 2019 took at least one AP course

## Student Racial Demographics



## Additional Student Demographics



## Spring 2019 Assessment Snapshot

<u>SAT</u>	<u>ACT</u>	<u>CAASPP/Smarter Balanced</u>
488 students	246 students	51% EAP College-Ready
653(R) / 693(M)	29(R) / 29(M) / 28(S)	76% (ELA) / 72% (M) Standard Met or Exceeded
1346 mean composite	28 mean composite	

### Advanced Placement

756 students took 1582 exams  
 91% scores of 3 or higher  
 47% scores of 5

**Class of 2019 Postsecondary Destinations**  
(based on survey data and final transcript requests of 545 students)

**Graduation Requirements**

Subject	Credits
English (4 years)	40
Social Science (3 years)	30
Mathematics (2 years; min. Algebra 1 and Geometry)	20
Science (2 years; life and physical)	20
Physical Education (2 years)	20
Electives (includes courses beyond subject area requirements)	70
1 year in each of 2 of the following 3 areas:	
World Language	
Visual/Performing Arts	20
Applied Academics (includes Career Technical Education, Programming, Work Experience)	
<b>Total Credits</b>	<b>220</b>

**School and District Policies**

Students typically take 6 courses each year. Students enrolled in AVID, ASB Leadership, Academic Foundations, Learning Skills, or programs including Dual Enrollment, music, and some Career Technical Education pathways may take 7 courses. Due to budgetary constraints, students are generally limited to one course per subject area per year. AP and Honors courses are open access. Students taking AP courses are encouraged to take the corresponding exams. Some students choose to take courses through concurrent enrollment at one of the five local community colleges. This coursework is typically not included on the FUHSD transcript.

**AP/Honors at HHS**

**English**

- American Lit Honors
- AP English Literature

**Mathematics**

- Pre-Calculus Honors
- AP Calculus AB; AP Calculus BC
- AP Statistics

**Science**

- Chemistry Honors, Physics Honors
- AP Biology
- AP Chemistry
- AP Environmental Science
- AP Physics C

**Social Sciences**

- AP US Government
- AP US History

**Visual & Performing Arts**

- AP Studio Art 2D
- AP Music Theory

**World Languages**

- Honors 4 and AP Chinese, French, Japanese, Spanish

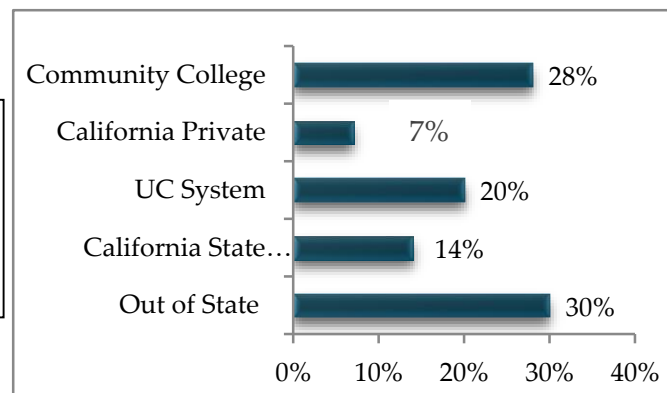
**Other**

- AP Computer Science

Accredited by

Western Association of Schools and Colleges

4 Year College	64%
2 Year College	28%
International	1%
Other	7%
(Out of 597 students)	



**Recent Homestead HS Graduates (Classes 2018 and 2019) have matriculated at the following postsecondary institutions:**

- |                                       |                                      |
|---------------------------------------|--------------------------------------|
| Arizona State University              | Santa Clara University               |
| Art Center College of Design          | San Jose State University            |
| Azusa Pacific                         | Scripps                              |
| Baylor                                | Seattle Pacific                      |
| Brandeis                              | Seattle University                   |
| Boston University                     | Sonoma State University              |
| Brigham Young University              | Stanford University                  |
| Cal Poly Pomona                       | Swarthmore                           |
| Cal Poly San Luis Obispo              | Tulane                               |
| Cal State Maritime                    | Tufts                                |
| CSU Long Beach                        | University of Arizona                |
| Carnegie Mellon University            | University of California at Berkeley |
| Chapman                               | Davis                                |
| Claremont McKenna                     | Irvine                               |
| CSU East Bay                          | Los Angeles                          |
| CSU Monterey Bay                      | Merced                               |
| Cornell                               | Riverside                            |
| De Anza Community College             | San Diego                            |
| Dominican University                  | Santa Barbara                        |
| Duke                                  | Santa Cruz                           |
| Emerson                               | University of Michigan               |
| Emory, Oxford campus                  | University of IL Urbana-Champaign    |
| Foothill Community College            | University of Southern California    |
| Georgetown                            | University of Oregon                 |
| George Washington University          | University of the Pacific            |
| Gonzaga                               | University of Puget Sound            |
| Hawaii Pacific                        | University of Redlands               |
| Humboldt State University             | University of Richmond               |
| Johns Hopkins University              | University of San Diego              |
| Loyola Marymount                      | University of San Francisco          |
| Massachusetts Institute of Technology | University of Southern Oregon        |
| New York University                   | University of Texas, Dallas          |
| Oberlin                               | University of Washington             |
| Oregon State University               | Vassar                               |
| Pepperdine University                 | Washington University, St. Louis     |
| Pomona                                | Western Washington University        |
| Purdue                                | Willamette University                |
| Rensselaer Polytechnic Institute      | Yale                                 |
| Sacramento State University           |                                      |
| San Diego State University            |                                      |
| San Francisco State University        |                                      |