

















## Word Study Choice Board with VocabularySpellingCity and Words Their Way

1. Choose one activity from each level to complete for word work homework due by Friday.
2. You may not repeat any activity within a week.
3. Use VocabularySpellingCity OR your word work notebook (label and date your work).

Level 1	Level 2	Level 3	Study
<p><b>Must Do:</b> Sight/Sound/Pattern Sort: Sort the words into categories like the ones we did in school. Read each word aloud. Think about why the words are sorted in a particular way- what does the sort reveal about spelling in general? Sort them again as fast as possible.</p>	<p> <b>Word Parts</b> Create new words by adding prefixes and/or suffixes to your words.</p> <p><b>Common Prefixes:</b> un-, non-, pre-, re-, dis-, in-, mis-, de-, over-, under-, bi-, tri-, quad-, oct-</p> <p><b>Common Suffixes:</b> -s/-es, -ing, -ed/-ied, -er/-or, -ful, -able, -y/-ly, -ation/-tion, -al/-ial, -ness, -ment, -en</p>	<p> <b>Super Sentence Writing</b> Use your words in a sentence that shows you know the meaning! Example- Beth is a <u>loyal</u> friend who helps me through hard times.</p> <p style="text-align: center;">Challenge</p> <p>Use two words from your list in one sentence. OR, include words from previous lists in your sentences.</p>	<p>Use any of the following learning activities to study your words throughout the week and before your test.</p> <div style="text-align: center;">        </div>
<p><b>Then choose one of the following:</b></p>	<p> <b>Thesaurus:</b> Write synonyms and/or antonyms for each word. What about homonyms?!?</p>	<p> <b>Figurative Language</b> Create similes, metaphors, idioms, adages, analogies or any non literal phrase with your words.</p>	
<p> List words in ABC order in their sorted categories.</p>	<p> <b>Parts of Speech:</b> Classify words according to their parts of speech (nouns, verbs, adjectives, adverbs).</p>	<p> <b>Be an Author</b> Write a song, poem, story, or essay using your words.</p>	
<p> Divide each word into syllables.</p>	<p> <b>Word Hunt</b> Look for words in a familiar book that have the same sound or spelling pattern, or both. Try to find two or three for each category. Use Create A List on VocabularySpellingCity to record the words you find.</p>	<p><b>Cartoonist</b> Create a comic strip with your words. Use dialogue and include story elements. OR Create an infographic with your words.</p>	
<p> Practice spelling your words and correct words that you misspell.</p>			
<p>Write/type the words you misspelled or find tricky in an artistic font or in a way that reminds you of what the word means.</p>			
<p>  Play a game with your words.</p>			

