

School Report Card 2018 - 2019

For more detailed information, please visit <http://msrc.mdek12.org>.

Richland Elementary School Rankin County School District

Grade

C



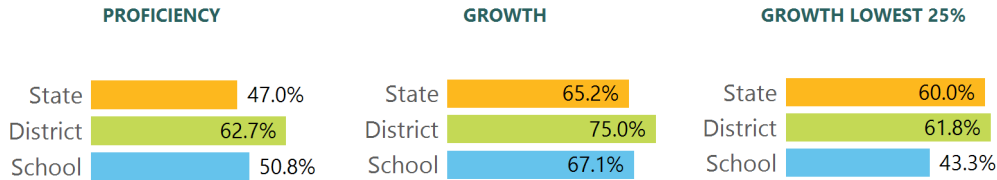
200 Spell Drive
Richland, MS 39218
Anitra Hollis
ahollis@rcsd.ms

SCHOOL ACCOUNTABILITY GRADE COMPONENTS

Mississippi's accountability system assigns "A" through "F" letter grades for schools and districts. Grades are based on student achievement, student growth, student participation in testing, and other academic measures.

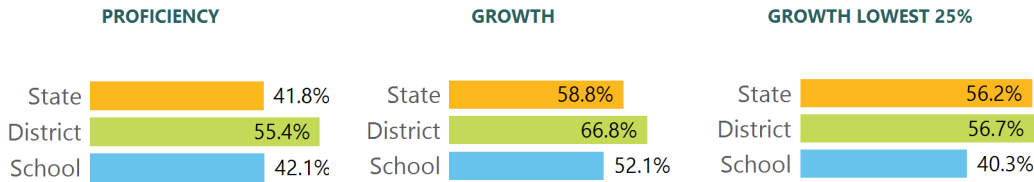
Math

Measurements of student performance on the statewide math assessment.



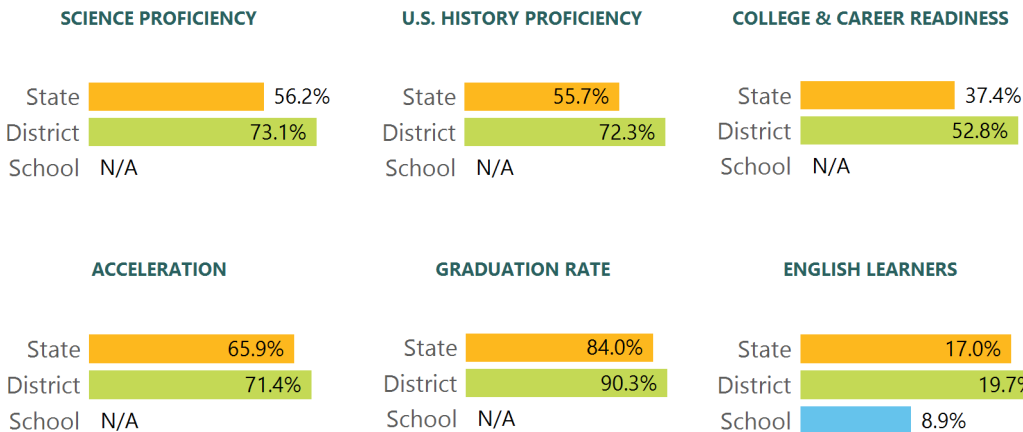
English

Measurements of student performance on the statewide English language arts (ELA) assessment.



Other Measures

Other measurements of student performance that factor into the accountability grade.



TEACHER DATA

26.9

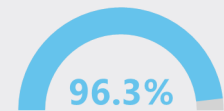
Teachers



Experienced Teachers



Provisional Teachers



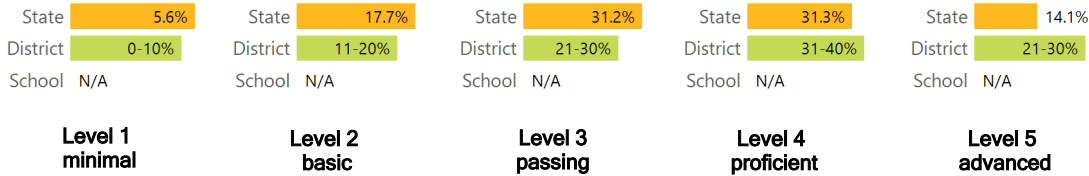
In-field Teachers

DETAILED ASSESSMENT AND OTHER DATA

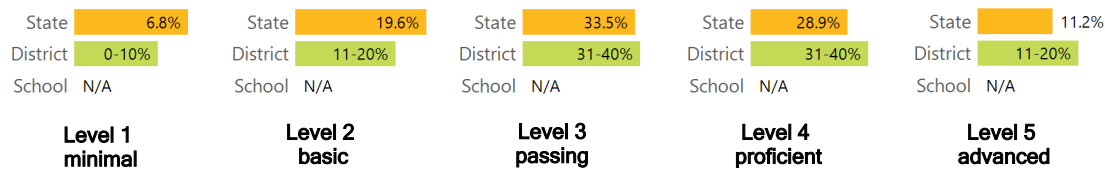
Student Performance

The following information shows each level of student performance on statewide assessments.

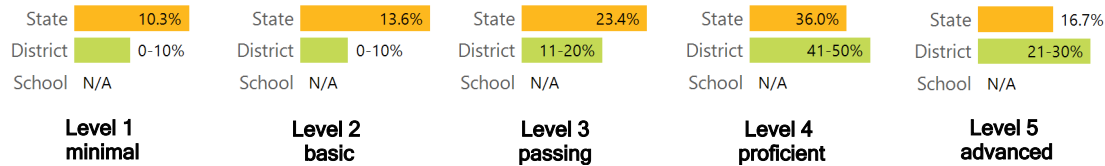
MATH



ENGLISH



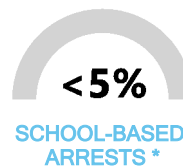

SCIENCE



Assessment Participation



Discipline



* Source: 2015-2016 Civil Rights Data Collection

OTHER DATA



8.5%
Chronic Absenteeism



Per-pupil expenditure data will be available in early 2020.
Per-Pupil Expenditure