



Glenville School

Panorama Teacher Survey
Spring 2019



Report created by
Panorama Education



Summary

Topic Description	Results	Comparison
<p>Connecticut school climate indicators</p>	<p>80%</p> <p>▲ 9 since last survey</p>	<p>64% Elementary Schools</p> <p>56% Greenwich Public Schools</p>
<p>District leadership</p>	<p>28%</p>	<p>18% Elementary Schools</p> <p>21% Greenwich Public Schools</p>
<p>Educating All Students</p> <p>Faculty perceptions of their readiness to address issues of diversity.</p>	<p>79%</p> <p>▲ 2 since last survey</p>	<p>80% Elementary Schools</p> <p>78% Greenwich Public Schools</p>
<p>Feedback and Coaching</p> <p>Perceptions of the amount and quality of feedback faculty and staff receive.</p>	<p>57%</p> <p>▲ 4 since last survey</p>	<p>37% Elementary Schools</p> <p>38% Greenwich Public Schools</p>
<p>Professional Learning</p> <p>Perceptions of the amount and quality of professional growth and learning opportunities available to faculty and staff.</p>	<p>48%</p>	<p>34% Elementary Schools</p> <p>32% Greenwich Public Schools</p>
<p>School Climate</p> <p>Perceptions of the overall social and learning climate of the school.</p>	<p>82%</p> <p>▲ 6 since last survey</p>	<p>58% Elementary Schools</p> <p>53% Greenwich Public Schools</p>
<p>School Leadership</p> <p>Perceptions of the school leadership's effectiveness.</p>	<p>66%</p> <p>▼ 2 since last survey</p>	<p>50% Elementary Schools</p> <p>50% Greenwich Public Schools</p>
<p>Staff-Leadership Relationships</p> <p>Perceptions of faculty and staff relationships with school leaders.</p>	<p>74%</p> <p>▲ 4 since last survey</p>	<p>65% Elementary Schools</p> <p>66% Greenwich Public Schools</p>



34 responses

Connecticut school climate indicators

Your average

80%

34 responses

Change

▲ 9

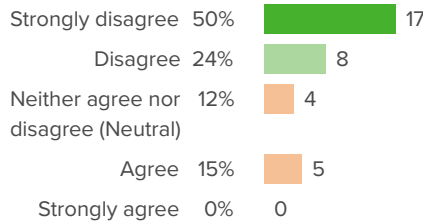
since last survey

School Type average: **64%** Elementary Schools

District average: **56%** Greenwich Public Schools

How did people respond?

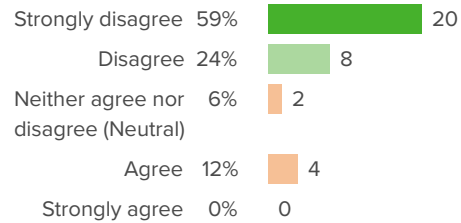
Q.1: In this school, I have seen or heard or seen on social media, students ridiculing, laughing at, cursing at, gossiping about or lying about other students.



▲ **26** from last survey

Favorable: **74%**

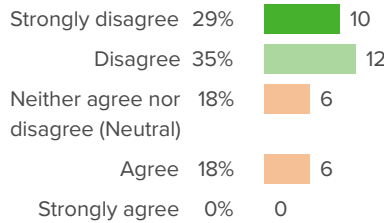
Q.2: I have seen students push, slap, punch, or beat up other students more than once in this school.



▲ **18** from last survey

Favorable: **82%**

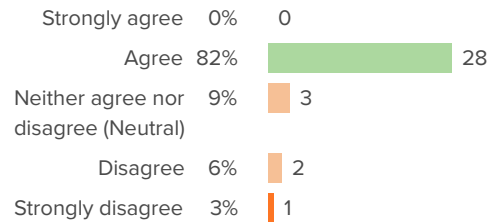
Q.3: There are groups of students in the school who exclude others and make them feel bad for not being a part of the group.



▲ **10** from last survey

Favorable: **65%**

Q.4: Students at this school will try to stop students from insulting or making fun of others.

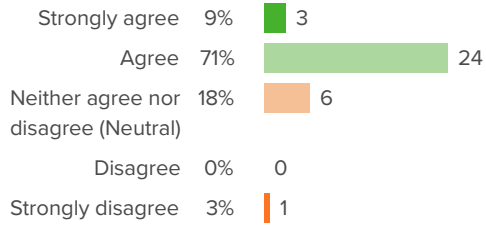


▲ **4** from last survey

Favorable: **82%**



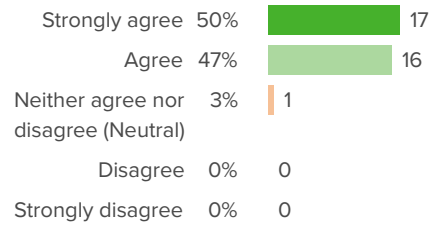
Q.5: Students in this school respect each other's differences (for example, gender, race, culture, disability, sexual orientation, learning differences, etc.).



▼ 9 from last survey

Favorable: **79%**

Q.6: Parents/guardians are made to feel welcome at this school.



▲ 3 from last survey

Favorable: **97%**



District leadership

Your average

28%

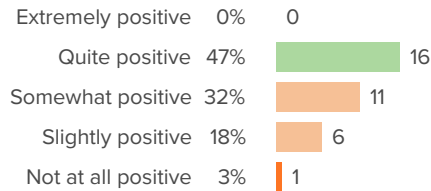
34 responses

School Type average: **18%** Elementary Schools

District average: **21%** Greenwich Public Schools

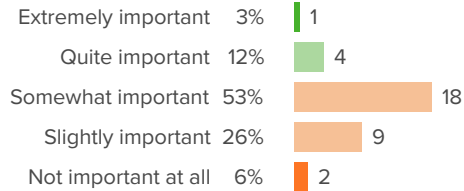
How did people respond?

Q.1: How positive is the tone that leaders set for the culture of the district?



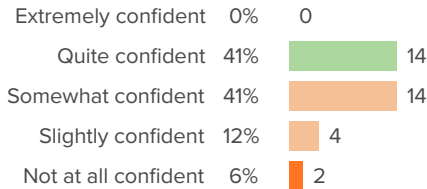
Favorable: **47%**

Q.2: For your district leaders, how important is teacher satisfaction?



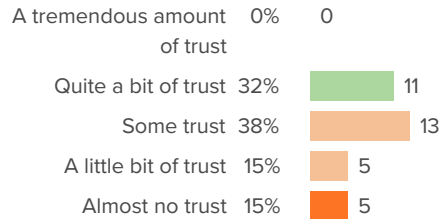
Favorable: **15%**

Q.3: How confident are you that your district leaders have the best interests of the district in mind?



Favorable: **41%**

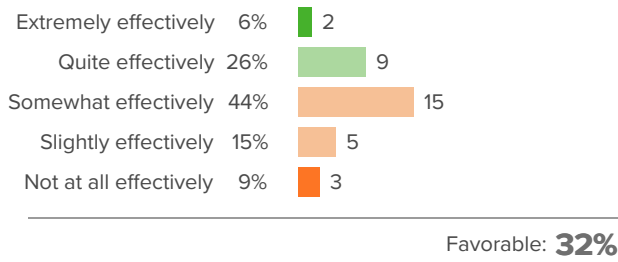
Q.4: How much trust exists between district leaders and faculty?



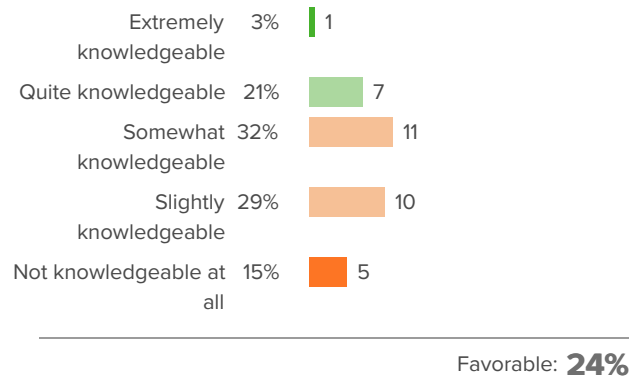
Favorable: **32%**



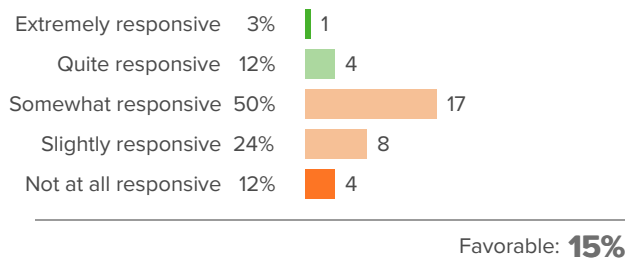
Q.5: How effectively do district leaders communicate important information to teachers?



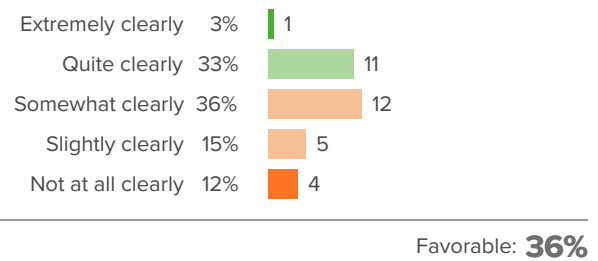
Q.6: How knowledgeable are your district leaders about what is going on in teachers classrooms?



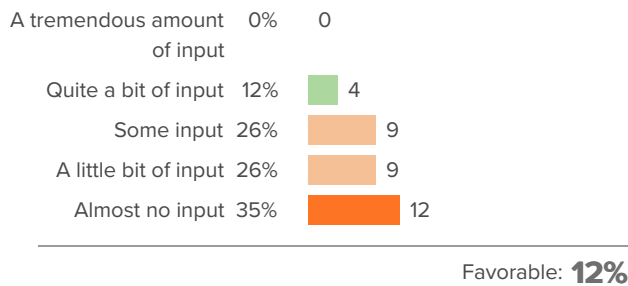
Q.7: How responsive are district leaders to your feedback?



Q.8: How clearly do your district leaders identify their goals for teachers?



Q.9: When the district makes important decisions, how much input do teachers have?





Educating All Students

Your average

79%

34 responses

Change

▲ 2

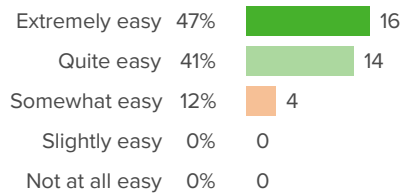
since last survey

School Type average: **80%** Elementary Schools

District average: **78%** Greenwich Public Schools

How did people respond?

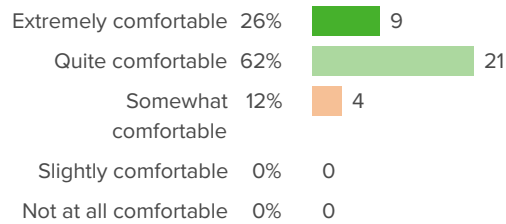
Q.1: How easy do you find interacting with students at your school who are from a different cultural background than your own?



▼ 6 from last survey

Favorable: **88%**

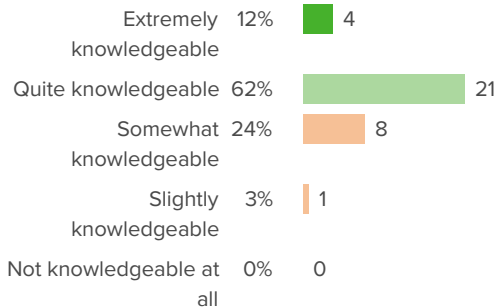
Q.2: How comfortable would you be incorporating new material about people from different backgrounds into your curriculum?



▲ 0 from last survey

Favorable: **88%**

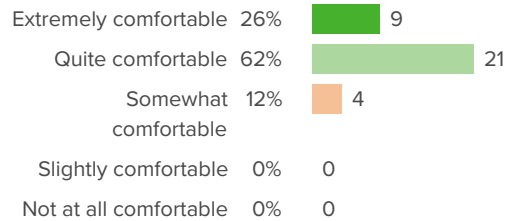
Q.3: How knowledgeable are you regarding where to find resources for working with students who have unique learning needs?



▲ 2 from last survey

Favorable: **74%**

Q.4: If students from different backgrounds struggled to get along in your class, how comfortable would you be intervening?

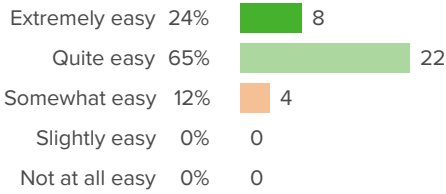


▲ 12 from last survey

Favorable: **88%**

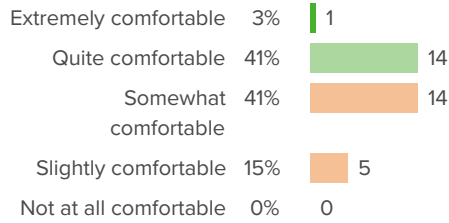


Q.5: How easy would it be for you to teach a class with groups of students from very different religions from each other?



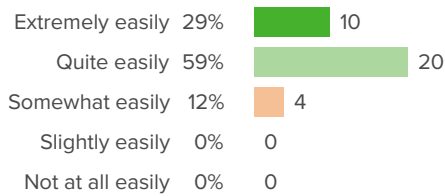
▲ 12 from last survey Favorable: **88%**

Q.6: In response to events that might be occurring in the world, how comfortable would you be having conversations about race with your students?



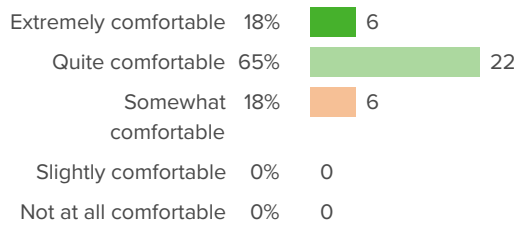
▼ 4 from last survey Favorable: **44%**

Q.7: How easily do you think you could make a particularly overweight student feel like a part of class?



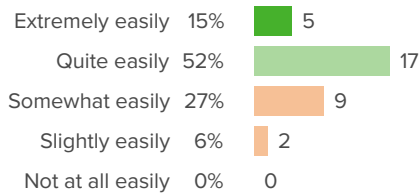
▲ 0 from last survey Favorable: **88%**

Q.8: How comfortable would you be having a student who could not communicate well with anyone in class because his/her home language was unique?



▲ 3 from last survey Favorable: **82%**

Q.9: When a sensitive issue of diversity arises in class, how easily can you think of strategies to address the situation?



▼ 3 from last survey Favorable: **67%**



Feedback and Coaching

Your average

57%

34 responses

Change

▲ 4

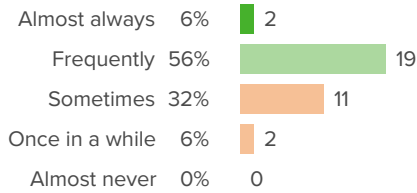
since last survey

School Type average: **37%** Elementary Schools

District average: **38%** Greenwich Public Schools

How did people respond?

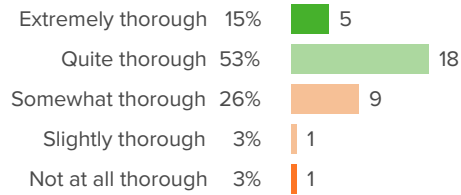
Q.1: How often do you receive feedback on your teaching?



▲ 20 from last survey

Favorable: **62%**

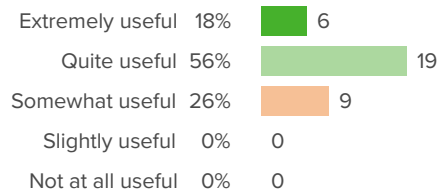
Q.2: At your school, how thorough is the feedback you receive in covering all aspects of your role as a teacher?



▲ 7 from last survey

Favorable: **68%**

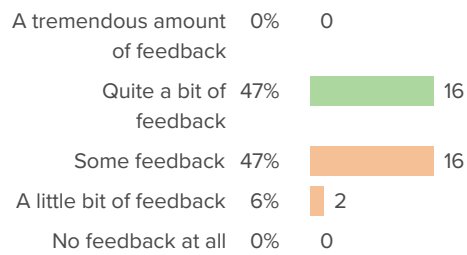
Q.3: How useful do you find the feedback you receive on your teaching?



▼ 8 from last survey

Favorable: **74%**

Q.4: How much feedback do you receive on your teaching?

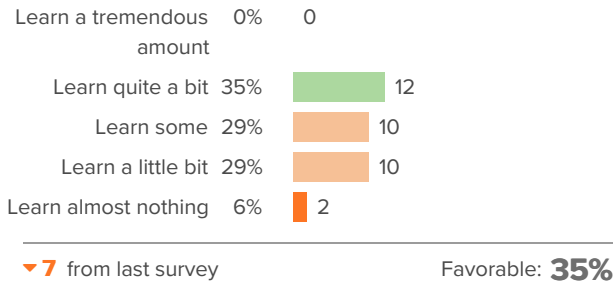


▲ 8 from last survey

Favorable: **47%**



Q.5: How much do you learn from the teacher evaluation processes at your school?





Professional Learning

Your average

48%

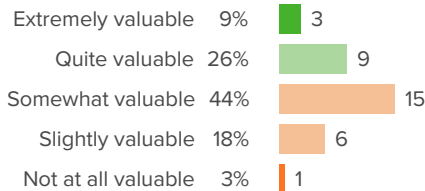
34 responses

School Type average: **34%** Elementary Schools

District average: **32%** Greenwich Public Schools

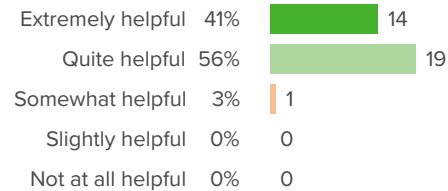
How did people respond?

Q.1: How valuable are the district-provided professional development opportunities and content?



Favorable: **35%**

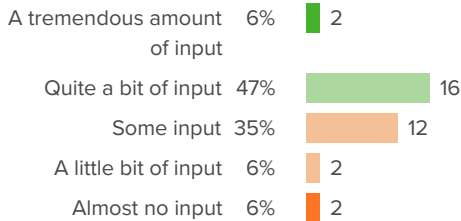
Q.2: How helpful are your colleagues' ideas for improving your teaching?



▲ 9 from last survey

Favorable: **97%**

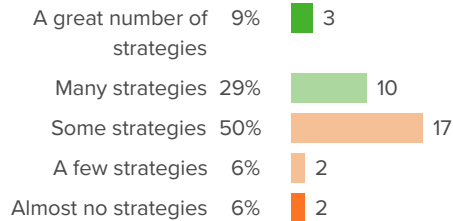
Q.3: How much input do you have into individualizing your own professional development opportunities?



▼ 5 from last survey

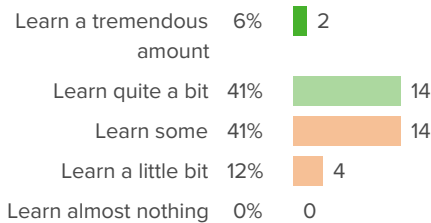
Favorable: **53%**

Q.4: How many new teaching strategies have you learned through district professional learning?



Favorable: **38%**

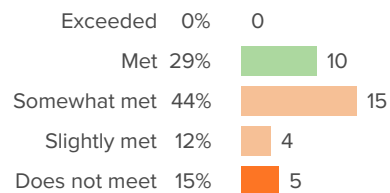
Q.5: Overall, how much do you learn about teaching from the leaders at your school?



▼ 11 from last survey

Favorable: **47%**

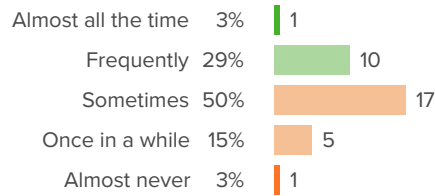
Q.6: To what extent do district professional learning sessions meet your professional learning needs?



Favorable: **29%**

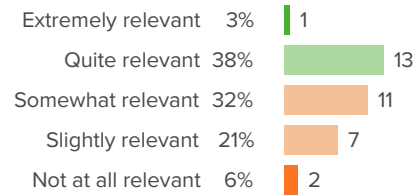


Q.7: How often do your district professional development opportunities help you explore new ideas?



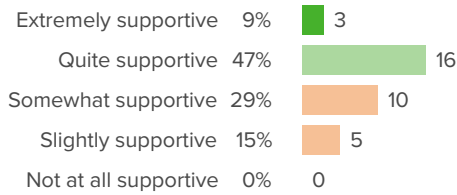
Favorable: **32%**

Q.8: How relevant have your district professional development opportunities been to the content that you teach?



Favorable: **41%**

Q.9: Overall, how supportive has the district been of your growth as a teacher?



Favorable: **56%**



School Climate

Your average

82%

34 responses

Change

▲ 6

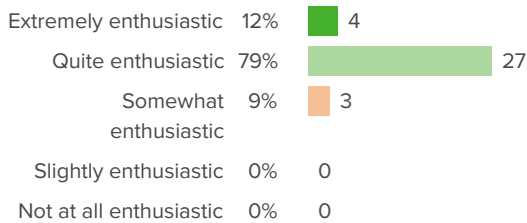
since last survey

School Type average: **58%** Elementary Schools

District average: **53%** Greenwich Public Schools

How did people respond?

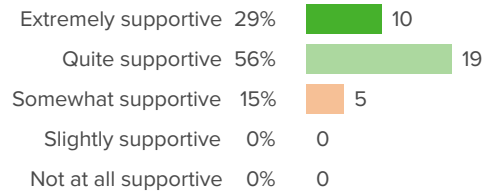
Q.1: On most days, how enthusiastic are the students about being at school?



▲ 18 from last survey

Favorable: **91%**

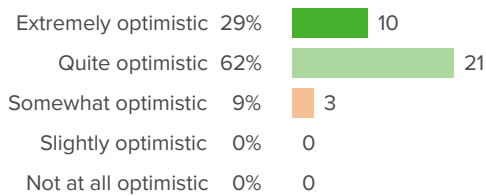
Q.2: When new initiatives to improve teaching are presented at your school, how supportive are your colleagues?



▼ 9 from last survey

Favorable: **85%**

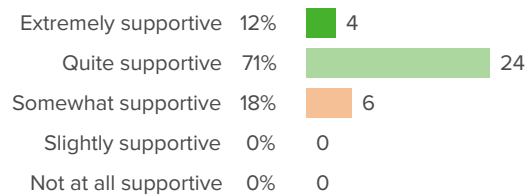
Q.3: How optimistic are you that your school will improve in the future?



▲ 3 from last survey

Favorable: **91%**

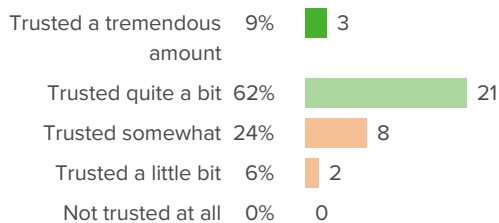
Q.4: How supportive are students in their interactions with each other?



▲ 18 from last survey

Favorable: **82%**

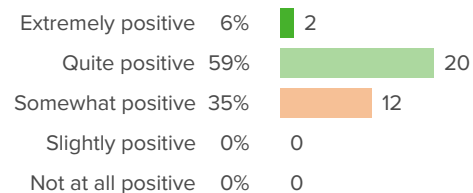
Q.5: To what extent are teachers trusted to teach in the way they think is best?



▼ 5 from last survey

Favorable: **71%**

Q.6: How positive are the attitudes of your colleagues?

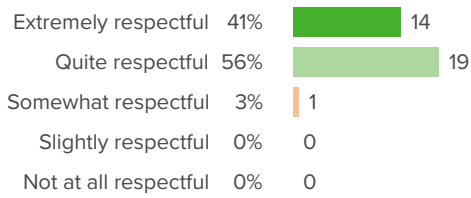


▼ 5 from last survey

Favorable: **65%**



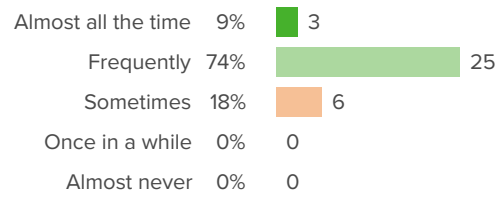
Q.7: How respectful are the relationships between teachers and students?



▲ **13** from last survey

Favorable: **97%**

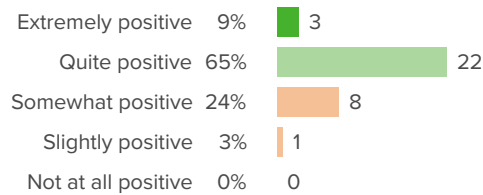
Q.8: How often do you see students helping each other without being prompted?



▲ **16** from last survey

Favorable: **82%**

Q.9: Overall, how positive is the working environment at your school?



▲ **8** from last survey

Favorable: **74%**



School Leadership

Your average

66%

34 responses

Change

▼ **2**

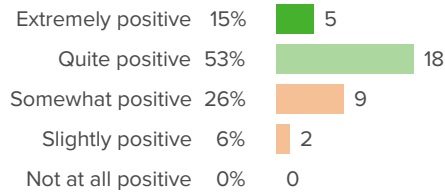
since last survey

School Type average: **50%** Elementary Schools

District average: **50%** Greenwich Public Schools

How did people respond?

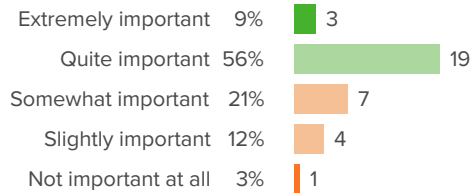
Q.1: How positive is the tone that school leaders set for the culture of the school?



▲ **10** from last survey

Favorable: **68%**

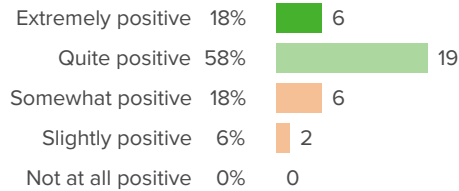
Q.2: For your school leaders, how important is teacher satisfaction?



▲ **17** from last survey

Favorable: **65%**

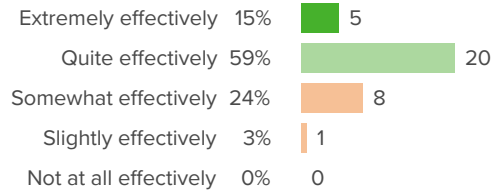
Q.3: Overall, how positive is the influence of the school leaders on the quality of your teaching?



▲ **6** from last survey

Favorable: **76%**

Q.4: How effectively do school leaders communicate important information to teachers?

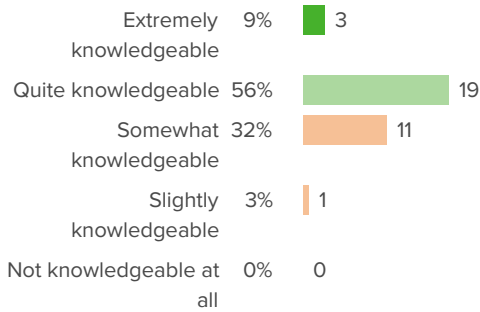


▼ **14** from last survey

Favorable: **74%**



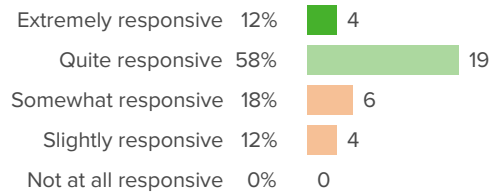
Q.5: How knowledgeable are your school leaders about what is going on in teachers' classrooms?



▼ 17 from last survey

Favorable: **65%**

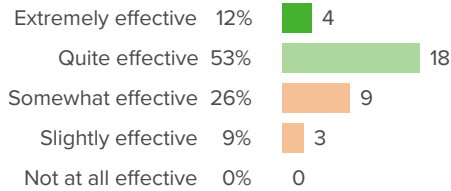
Q.6: How responsive are school leaders to your feedback?



▲ 12 from last survey

Favorable: **70%**

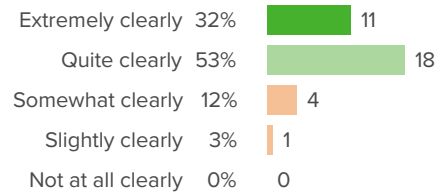
Q.7: How effective are the school leaders at developing rules for students that facilitate their learning?



▲ 1 from last survey

Favorable: **65%**

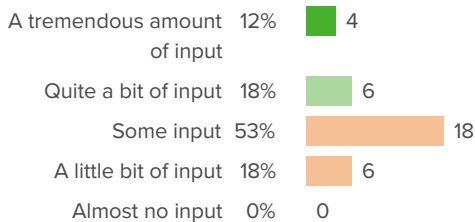
Q.8: How clearly do your school leaders identify their goals for teachers?



▼ 9 from last survey

Favorable: **85%**

Q.9: When the school makes important decisions, how much input do teachers have?



▼ 18 from last survey

Favorable: **29%**



Staff-Leadership Relationships

Your average

74%

34 responses

Change

▲ 4

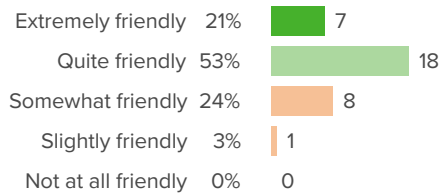
since last survey

School Type average: **65%** Elementary Schools

District average: **66%** Greenwich Public Schools

How did people respond?

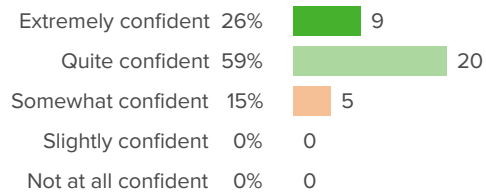
Q.1: How friendly are your school leaders toward you?



▲ 1 from last survey

Favorable: **74%**

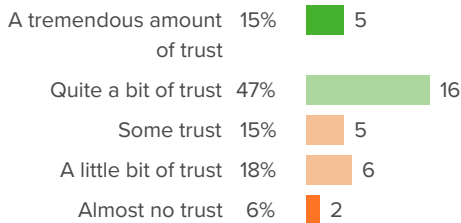
Q.2: How confident are you that your school leaders have the best interests of the school in mind?



▼ 6 from last survey

Favorable: **85%**

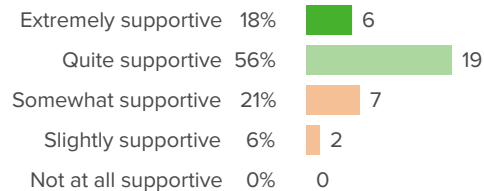
Q.3: How much trust exists between school leaders and faculty?



▲ 10 from last survey

Favorable: **62%**

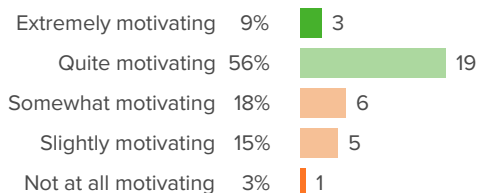
Q.4: When you face challenges at work, how supportive are your school leaders?



▲ 7 from last survey

Favorable: **74%**

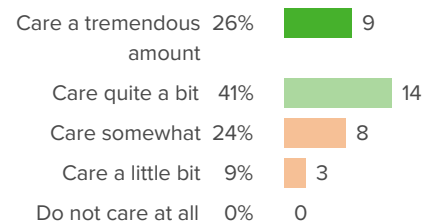
Q.5: At your school, how motivating do you find working with the leadership team?



▲ 17 from last survey

Favorable: **65%**

Q.6: How much do your school leaders care about you as an individual?

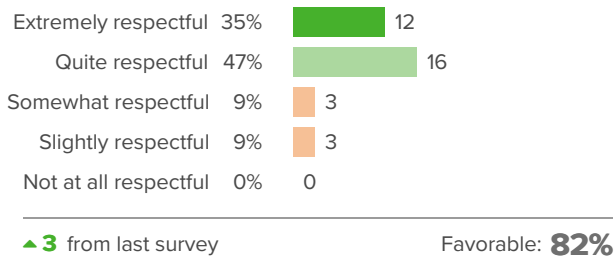


▲ 4 from last survey

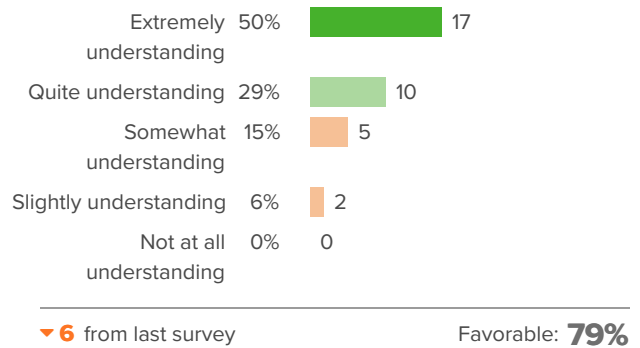
Favorable: **68%**



Q.7: How respectful are your school leaders towards you?



Q.8: When challenges arise in your personal life, how understanding are your school leaders?



Q.9: How fairly does the school leadership treat the faculty?

