



North Mianus School

Panorama Student Survey (School-Level) 3-5
Spring 2019



Report created by
Panorama Education



Summary

Topic Description	Results	Comparison
<p>School Belonging</p> <p>How much students feel that they are valued members of the school community.</p>	<p>75%</p> <p>▼1</p> <p>since last survey</p>	<p>70% Elementary Schools</p> <p>70% Greenwich Public Schools</p>
<p>School Climate</p> <p>Perceptions of the overall social and learning climate of the school.</p>	<p>76%</p> <p>▼4</p> <p>since last survey</p>	<p>67% Elementary Schools</p> <p>67% Greenwich Public Schools</p>
<p>School Engagement</p> <p>How attentive and invested students are in school.</p>	<p>60%</p> <p>▼4</p> <p>since last survey</p>	<p>56% Elementary Schools</p> <p>56% Greenwich Public Schools</p>
<p>School Rigorous Expectations</p> <p>How much students feel that their teachers hold them to high expectations around effort, understanding, persistence, and performance in class.</p>	<p>85%</p> <p>0</p> <p>since last survey</p>	<p>78% Elementary Schools</p> <p>78% Greenwich Public Schools</p>
<p>School safety</p>	<p>78%</p>	<p>68% Elementary Schools</p> <p>68% Greenwich Public Schools</p>
<p>Valuing of School</p> <p>How much students feel that school is interesting, important, and useful.</p>	<p>74%</p> <p>▼3</p> <p>since last survey</p>	<p>71% Elementary Schools</p> <p>71% Greenwich Public Schools</p>

237 responses



School Belonging

Your average

75%

237 responses

Change

▼ **1**

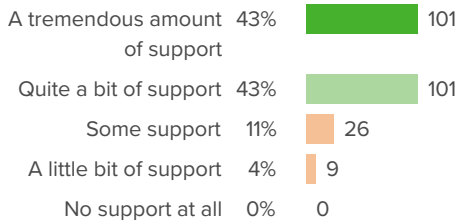
since last survey

School Type average: **70%** Elementary Schools

District average: **70%** Greenwich Public Schools

How did people respond?

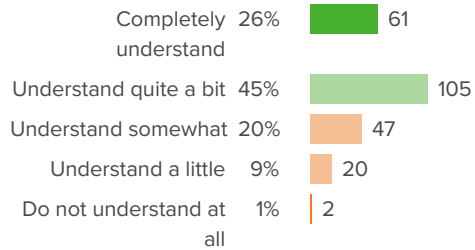
Q.1: How much support do the adults at your school give you?



▼ **1** from last survey

Favorable: **85%**

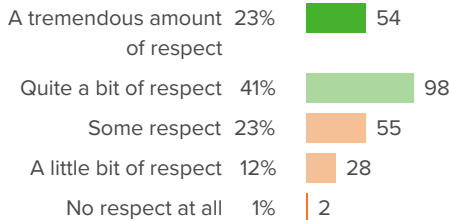
Q.2: How well do people at your school understand you as a person?



▲ **2** from last survey

Favorable: **71%**

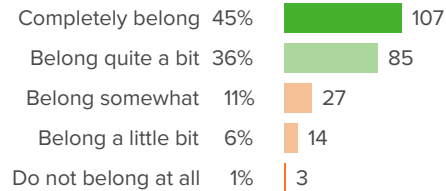
Q.3: How much respect do students at your school show you?



▼ **2** from last survey

Favorable: **64%**

Q.4: Overall, how much do you feel like you belong at your school?



▲ **0** from last survey

Favorable: **81%**



School Climate

Your average

76%

237 responses

Change

▼ 4

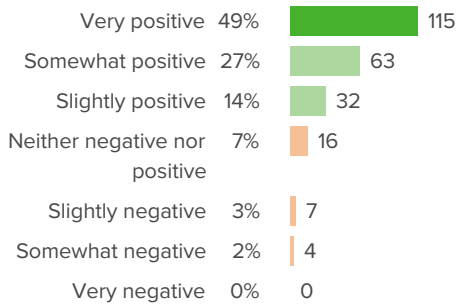
since last survey

School Type average: **67%** Elementary Schools

District average: **67%** Greenwich Public Schools

How did people respond?

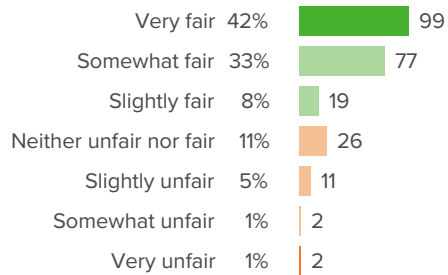
Q.1: How positive or negative is the energy of the school?



▲ 0 from last survey

Favorable: **89%**

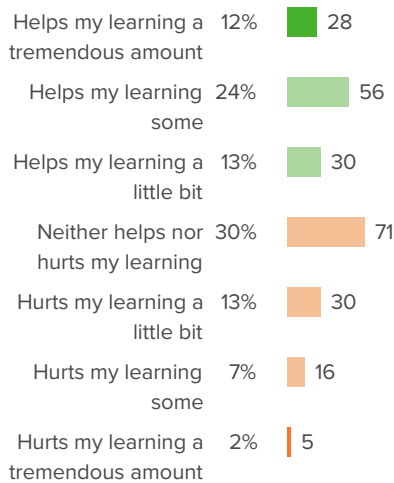
Q.2: How fair or unfair are the rules for the students at this school?



▼ 4 from last survey

Favorable: **83%**

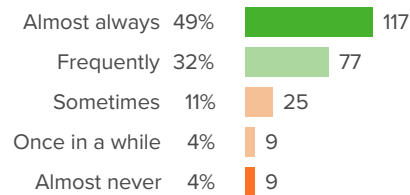
Q.3: At your school, how much does the behavior of other students hurt or help your learning?



▼ 12 from last survey

Favorable: **48%**

Q.4: How often do your teachers seem excited to be teaching your classes?



▼ 1 from last survey

Favorable: **82%**



School Engagement

Your average

60%

237 responses

Change

▼ 4

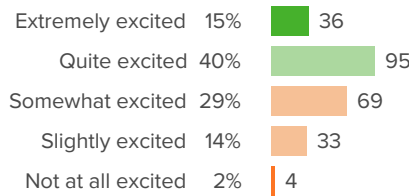
since last survey

School Type average: **56%** Elementary Schools

District average: **56%** Greenwich Public Schools

How did people respond?

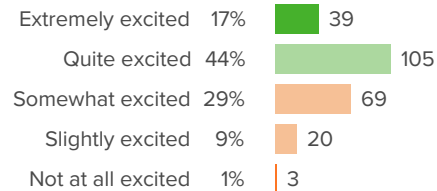
Q.1: How excited are you about going to your classes?



▼ 10 from last survey

Favorable: **55%**

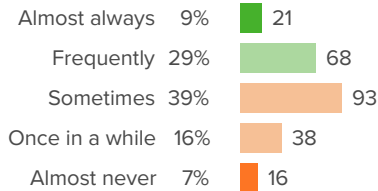
Q.2: In your classes, how excited are you to participate?



▼ 6 from last survey

Favorable: **61%**

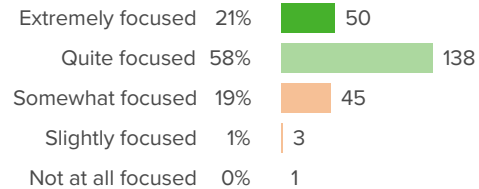
Q.3: When you are not in school, how often do you talk about ideas from your classes?



▲ 5 from last survey

Favorable: **38%**

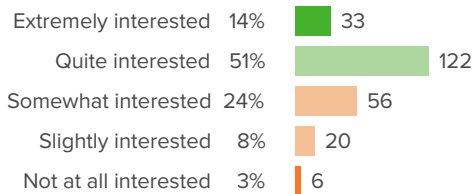
Q.4: How focused are you on the activities in your classes?



▼ 1 from last survey

Favorable: **79%**

Q.5: How interested are you in your classes?



▼ 11 from last survey

Favorable: **65%**



School Rigorous Expectations

Your average

85%

237 responses

Change

0

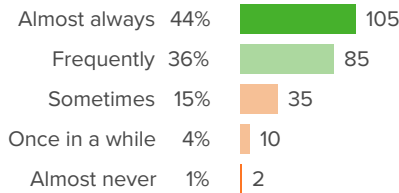
since last survey

School Type average: **78%** Elementary Schools

District average: **78%** Greenwich Public Schools

How did people respond?

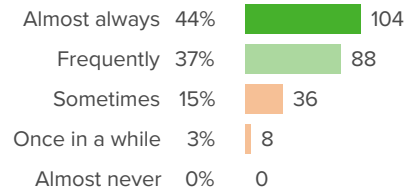
Q.1: How often do your teachers take time to make sure you understand the material?



▲ 3 from last survey

Favorable: **80%**

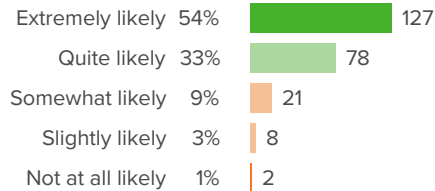
Q.2: How often do your teachers make you explain your answers?



▲ 1 from last survey

Favorable: **81%**

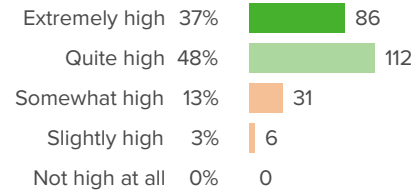
Q.3: When you feel like giving up, how likely is it that your teachers will make you keep trying?



▼ 3 from last survey

Favorable: **87%**

Q.4: Overall, how high are your teachers' expectations of you?

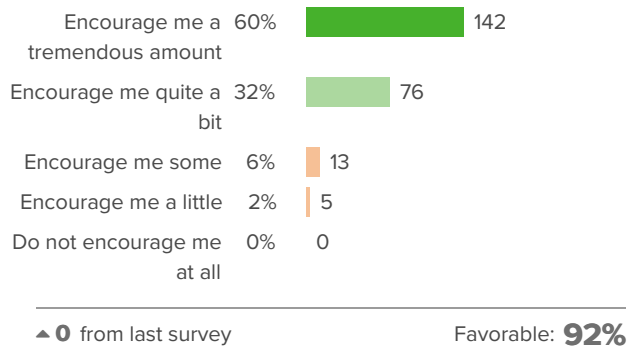


▼ 2 from last survey

Favorable: **84%**



Q.5: How much do your teachers encourage you to do your best?





School safety

Your average

78%

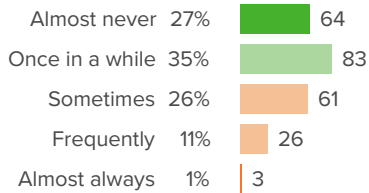
237 responses

School Type average: **68%** Elementary Schools

District average: **68%** Greenwich Public Schools

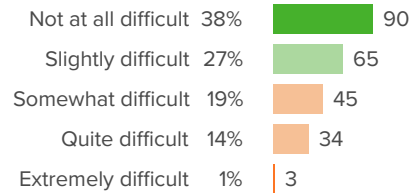
How did people respond?

Q.1: How often are people disrespectful to others at your school?



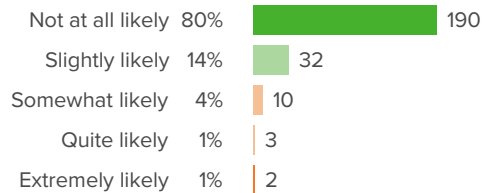
Favorable: **62%**

Q.2: If a student is bullied in school, how difficult is it for him/her to get help from an adult?



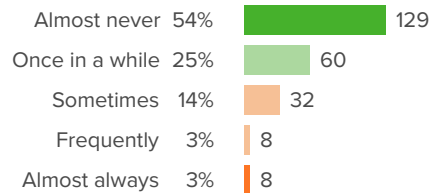
Favorable: **65%**

Q.3: How likely is it that someone from your school will bully you online?



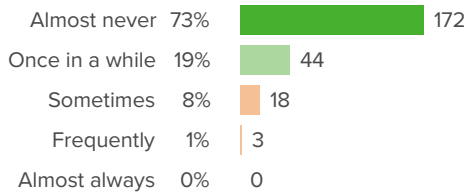
Favorable: **94%**

Q.4: How often do you worry about violence at your school?



Favorable: **80%**

Q.5: How often do students get into physical fights at your school?



Favorable: **91%**



Valuing of School

Your average

74%

237 responses

Change

▼ 3

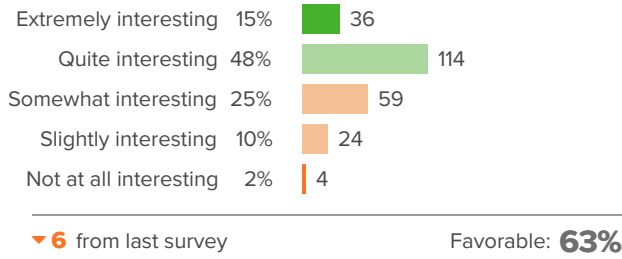
since last survey

School Type average: **71%** Elementary Schools

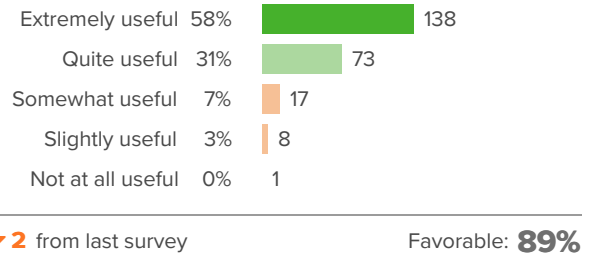
District average: **71%** Greenwich Public Schools

How did people respond?

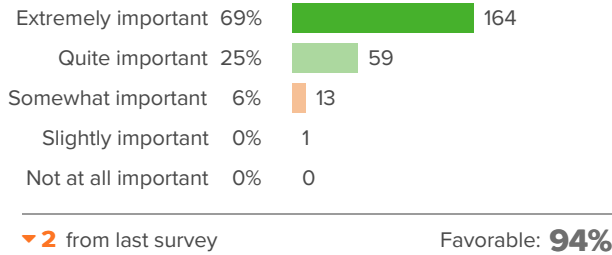
Q.1: How interesting do you find the things you learn in your classes?



Q.2: How useful do you think school will be to you in the future?



Q.3: How important is it to you to do well in your classes?



Q.4: How often do you use ideas from school in your daily life?

