



International School at Dundee

Panorama Student Survey (School-Level) 3-5
Spring 2019



Report created by
Panorama Education



Summary

Topic Description	Results	Comparison
<p>School Belonging</p> <p>How much students feel that they are valued members of the school community.</p>	<p>75%</p> <p>▲ 10</p> <p>since last survey</p>	<p>70% Elementary Schools</p> <p>70% Greenwich Public Schools</p>
<p>School Climate</p> <p>Perceptions of the overall social and learning climate of the school.</p>	<p>75%</p> <p>▲ 10</p> <p>since last survey</p>	<p>67% Elementary Schools</p> <p>67% Greenwich Public Schools</p>
<p>School Engagement</p> <p>How attentive and invested students are in school.</p>	<p>66%</p> <p>▲ 14</p> <p>since last survey</p>	<p>56% Elementary Schools</p> <p>56% Greenwich Public Schools</p>
<p>School Rigorous Expectations</p> <p>How much students feel that their teachers hold them to high expectations around effort, understanding, persistence, and performance in class.</p>	<p>83%</p> <p>▲ 5</p> <p>since last survey</p>	<p>78% Elementary Schools</p> <p>78% Greenwich Public Schools</p>
<p>School safety</p>	<p>75%</p>	<p>68% Elementary Schools</p> <p>68% Greenwich Public Schools</p>
<p>Valuing of School</p> <p>How much students feel that school is interesting, important, and useful.</p>	<p>78%</p> <p>▲ 10</p> <p>since last survey</p>	<p>71% Elementary Schools</p> <p>71% Greenwich Public Schools</p>

189 responses



School Belonging

Your average

75%

189 responses

Change

▲ 10

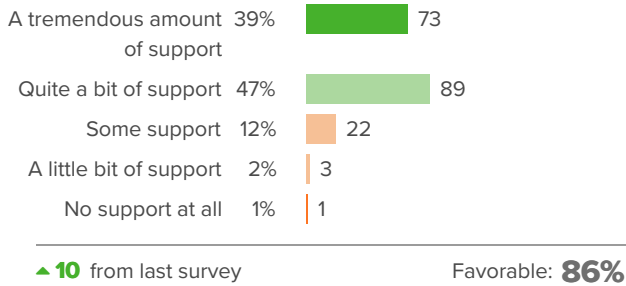
since last survey

School Type average: **70%** Elementary Schools

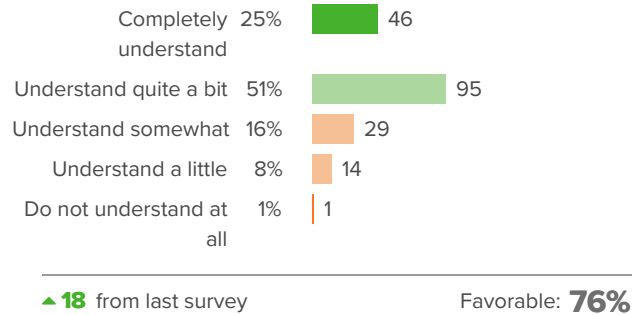
District average: **70%** Greenwich Public Schools

How did people respond?

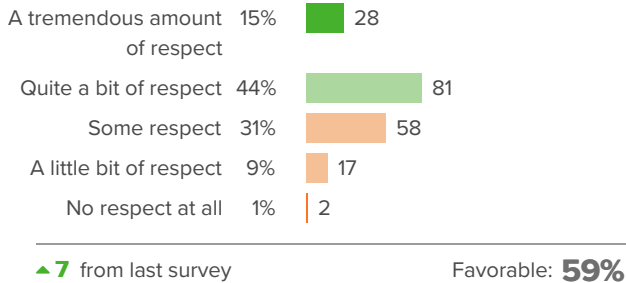
Q.1: How much support do the adults at your school give you?



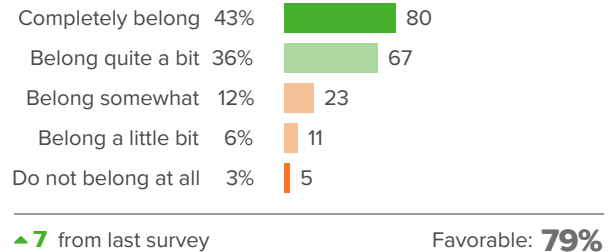
Q.2: How well do people at your school understand you as a person?



Q.3: How much respect do students at your school show you?



Q.4: Overall, how much do you feel like you belong at your school?





School Climate

Your average

75%

189 responses

Change

▲ 10

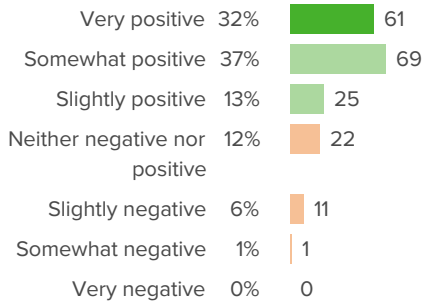
since last survey

School Type average: **67%** Elementary Schools

District average: **67%** Greenwich Public Schools

How did people respond?

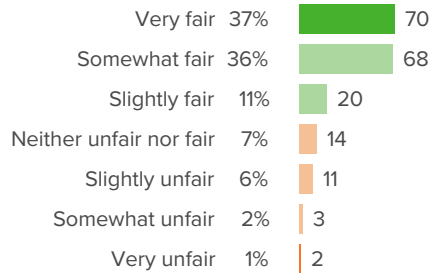
Q.1: How positive or negative is the energy of the school?



▲ 3 from last survey

Favorable: **82%**

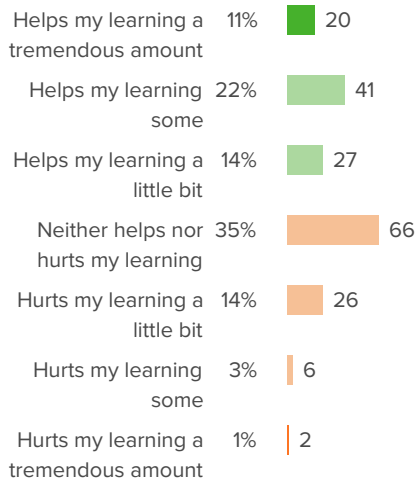
Q.2: How fair or unfair are the rules for the students at this school?



▲ 16 from last survey

Favorable: **84%**

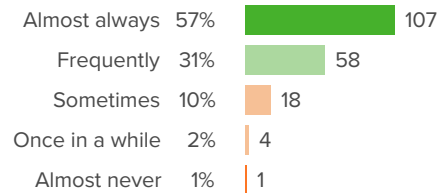
Q.3: At your school, how much does the behavior of other students hurt or help your learning?



▲ 5 from last survey

Favorable: **47%**

Q.4: How often do your teachers seem excited to be teaching your classes?



▲ 16 from last survey

Favorable: **88%**



School Engagement

Your average

66%

189 responses

Change

▲ 14

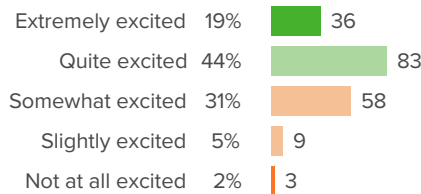
since last survey

School Type average: **56%** Elementary Schools

District average: **56%** Greenwich Public Schools

How did people respond?

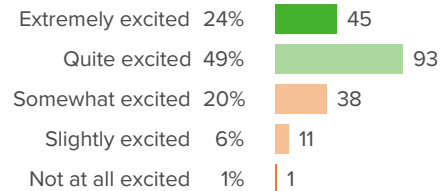
Q.1: How excited are you about going to your classes?



▲ 17 from last survey

Favorable: **63%**

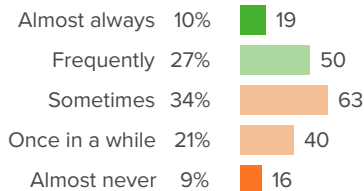
Q.2: In your classes, how excited are you to participate?



▲ 21 from last survey

Favorable: **73%**

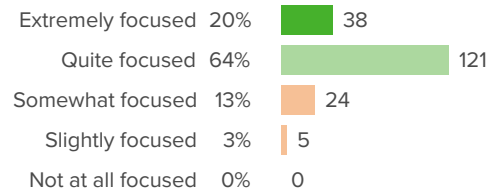
Q.3: When you are not in school, how often do you talk about ideas from your classes?



▲ 2 from last survey

Favorable: **37%**

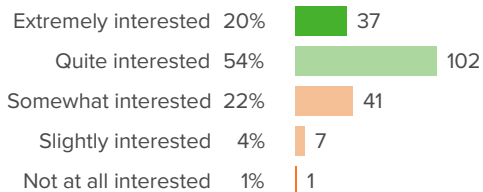
Q.4: How focused are you on the activities in your classes?



▲ 16 from last survey

Favorable: **85%**

Q.5: How interested are you in your classes?



▲ 16 from last survey

Favorable: **74%**



School Rigorous Expectations

Your average

83%

189 responses

Change

▲ 5

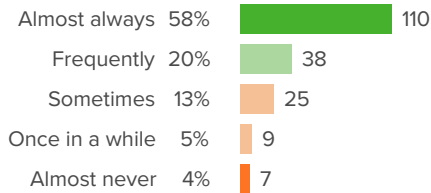
since last survey

School Type average: **78%** Elementary Schools

District average: **78%** Greenwich Public Schools

How did people respond?

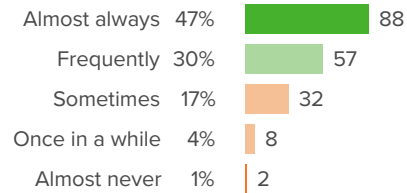
Q.1: How often do your teachers take time to make sure you understand the material?



▲ 4 from last survey

Favorable: **78%**

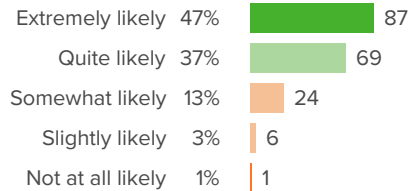
Q.2: How often do your teachers make you explain your answers?



▲ 2 from last survey

Favorable: **78%**

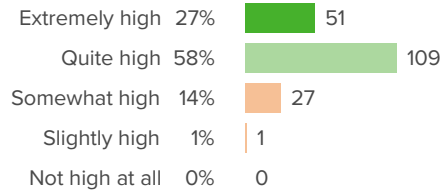
Q.3: When you feel like giving up, how likely is it that your teachers will make you keep trying?



▲ 1 from last survey

Favorable: **83%**

Q.4: Overall, how high are your teachers' expectations of you?

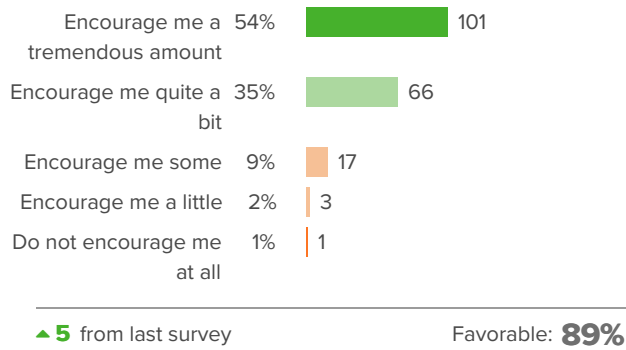


▲ 13 from last survey

Favorable: **85%**



Q.5: How much do your teachers encourage you to do your best?





School safety

Your average

75%

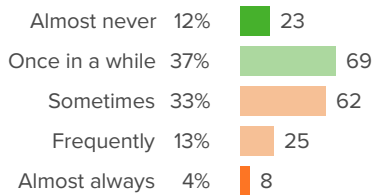
189 responses

School Type average: **68%** Elementary Schools

District average: **68%** Greenwich Public Schools

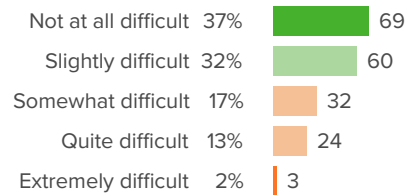
How did people respond?

Q.1: How often are people disrespectful to others at your school?



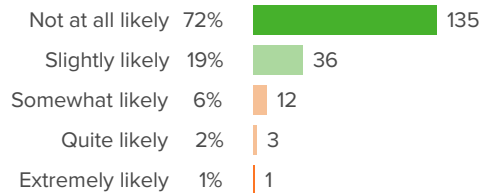
Favorable: **49%**

Q.2: If a student is bullied in school, how difficult is it for him/her to get help from an adult?



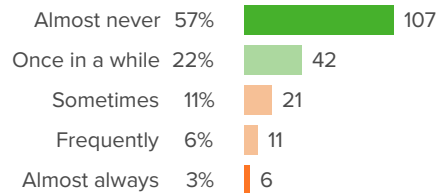
Favorable: **69%**

Q.3: How likely is it that someone from your school will bully you online?



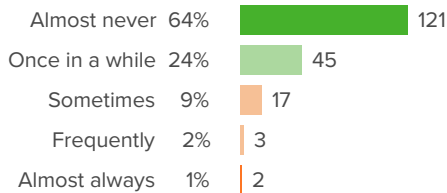
Favorable: **91%**

Q.4: How often do you worry about violence at your school?



Favorable: **80%**

Q.5: How often do students get into physical fights at your school?



Favorable: **88%**



Valuing of School

Your average

78%

189 responses

Change

▲ 10

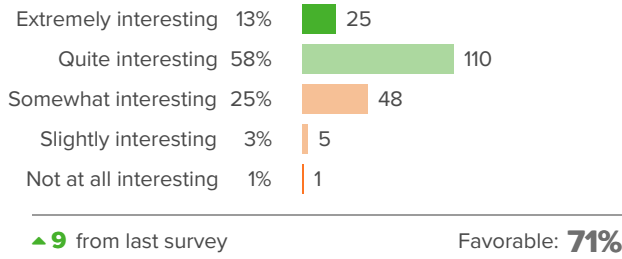
since last survey

School Type average: **71%** Elementary Schools

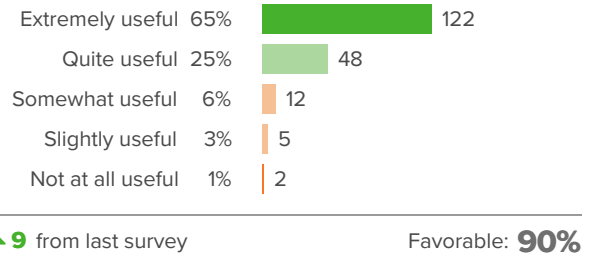
District average: **71%** Greenwich Public Schools

How did people respond?

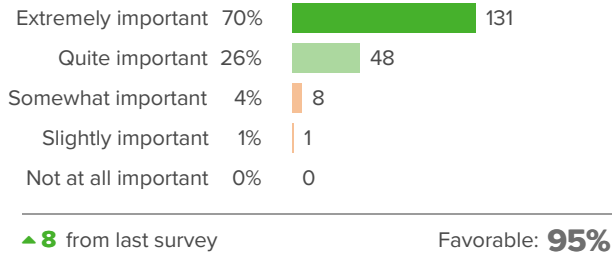
Q.1: How interesting do you find the things you learn in your classes?



Q.2: How useful do you think school will be to you in the future?



Q.3: How important is it to you to do well in your classes?



Q.4: How often do you use ideas from school in your daily life?

